

20  20

MEDIA GUIDE



MIKE TROUT

— **3 TIME MVP** —

LOS ANGELES ANGELS



The RAV4 is nothing to balk at.



35 MPG Hwy

2020 EPA-estimated mileage. Actual mileage may vary.



2014 • 2016 • 2019
MOST VALUABLE PLAYER

MIKE TROUT

45 HOME RUNS
110 RUNS
104 RBI
110 WALKS

IN 2019

OBP .438
SLG .645
OPS 1.083
BWAR 8.3



3X MIKE TROUT
YOGI BERRA
JOE DIMAGGIO
JIMMIE FOXX
MICKEY MANTLE
ALEX RODRIGUEZ
A.L. MVP WINNERS

ANGELS

2020 MEDIA GUIDE

Researched, Written and Edited by:

Matt Birch, Adam Chodsko,
Grace McNamee, Lauren Pluim,
Jade Capristo, Joshua Fischman,
Tiffany Seal, Adam Cali, Shane Demmitt,
Brett Crane and Aaron Wiedeman

Graphic Design and Layout:

Tricia Kami
Dominic Mitrano
Arianne Tano

Team Photography:

Blaine Ohigashi
Ricardo Zapata
J.J. Moothart

Additional Photography:

V.J. Lovero, John Cordes, Getty Images,
Major League Baseball, Associated Press,
Sports Illustrated, Tom Donoghue,
Scott Clarke, Jerald Gibbs, Ron Hastings,
Howard Levine, Lou Sauritch
and Jordan Murph

Statistical Information:

STATS LLC, Elias Sports Bureau,
MLB Information Systems, Player Profiles,
SABR, Major League Baseball, Fangraphs,
ESPN Stats & Info, baseballreference.com
and retrosheet.org

Copyright© 2020

©Angels Baseball, L.P.



The information contained in this publication was compiled by the Angels and is provided as a courtesy to our fans and the media and may be used only for personal or editorial purposes. Any commercial use of this information is prohibited without the prior written consent of the Angels.

All MLB and team insignias depicted in this publication are the property of Major League Baseball and the respective teams and may not be reproduced for commercial purposes without the prior written consent of Major League Baseball.

All information published as of February 2020

TABLE OF CONTENTS



ANGELS STAFF DIRECTORY	7
ANGELS REMEMBER	10
MEDIA INFORMATION GUIDELINES	16
FRONT OFFICE	20
EXECUTIVES	21
BASEBALL OPERATIONS	27
TRAINING & MEDICAL STAFF	32
CLUBHOUSE STAFF	40
FRONT OFFICE STAFF	41
SCOUTING STAFF	46
UNDER THE HALO	48
TV & RADIO INFORMATION	49
TV & RADIO BROADCASTERS	51
NAME, LOGOS, & COLORS	55
ANGELS IN THE COMMUNITY	56
MANAGER & COACHES	62
JOE MADDON	63
COACHING STAFF	66
2020 ANGELS	78
40-MAN ROSTER	213
NON-ROSTER INVITEES	215
HOW THE 2020 ANGELS WERE BUILT	216
2020 NUMERICAL ROSTER	217
MINOR LEAGUE	218
MINOR LEAGUE DIRECTORY	219
MINOR LEAGUE AFFILIATES	219
MINOR LEAGUE MANAGERS	221
MINOR LEAGUE STAFF	225
2019 MINOR LEAGUE REVIEW	228
2019 MINOR LEAGUE AWARDS	230
2019 MINOR LEAGUE PLAYER AWARDS	233
2019 DRAFT SELECTIONS	234





TABLE OF CONTENTS

TABLE OF CONTENTS

2019 YEAR IN REVIEW276
 2019 SEASON REVIEW 277

ANGELS RECORDS288

CLUB GENERAL – SEASON 289
 CLUB BATTING – SEASON 290
 CLUB FIELDING – SEASON 291
 CLUB PITCHING – SEASON 291
 INDIVIDUAL BATTING – SEASON 292
 INDIVIDUAL PITCHING – SEASON 293
 CLUB GENERAL – GAME 294
 CLUB BATTING – GAME 294
 CLUB PITCHING – GAME 295
 INDIVIDUAL BATTING – GAME 295
 INDIVIDUAL PITCHING – GAME 296
 CLUB GENERAL – CONSECUTIVE 297
 CLUB BATTING – CONSECUTIVE 297
 CLUB PITCHING – CONSECUTIVE 297
 INDIVIDUAL BATTING – CONSECUTIVE 297
 INDIVIDUAL PITCHING – CONSECUTIVE 298
 INDIVIDUAL BATTING – ROOKIE SEASON 298
 STARTERS – ROOKIE SEASON 299
 RELIEVERS – ROOKIE SEASON 299

ANGELS IN THE POSTSEASON300

YEARLY PLAYOFF SUMMARIES 301
 ALL-TIME GAME BY GAME 329
 ALL-TIME HIGHS & LOWS 330
 CAREER POSTSEASON LEADERS 331

CLUB HISTORY332

START OF A FRANCHISE 333
 LA ANGELS INAUGURAL GAME 334
 YEAR BY YEAR RECORDS/STANDINGS 335
 ANGELS ALL-TIME ROSTER 336
 ANGELS OPENING DAY LINEUPS 339
 YEAR BY YEAR STATISTICAL REVIEW 340
 CAREER BATTING LEADERS 398
 SINGLE SEASON BATTING 399
 ROOKIE SINGLE SEASON BATTING 401
 YEARLY LEADERS BATTING 402
 CLUB BATTING STATS YEAR BY YEAR 405
 CLUB DESIGNATED HITTERS 406
 CLUB PINCH HITTER 407
 CAREER LEADERS PITCHING 408
 SINGLE SEASON PITCHING 409
 ROOKIE SEASON PITCHING 410
 YEARLY LEADERS PITCHING 411
 CLUB PITCHING YEAR BY YEAR 414
 CLUB FIELDING YEAR BY YEAR 415
 HIGHEST FIELDING PCT. BY POSITION 416
 DAY BY DAY BEST/WORST RECORDS 417



TABLE OF CONTENTS



DAY OF THE WEEK TOTALS	418
ANGELS MONTH BY MONTH TOTALS	419
ANGELS AWARD WINNERS	420
A.L. PLAYERS OF THE WEEK & MONTH WINNERS	424
ANGELS IN THE ALL-STAR GAME	425
LOW HIT GAMES BY ANGELS	426
ANGELS STEALING HOME	427
ANGEL GRAND SLAMS (176)	428
THREE HOME RUNS - INNINGS	429
OPPONENTS GRAND SLAMS (202)	430
ANGELS MISC. HOME RUNS	431
ANGELS IN INTERLEAGUE PLAY	432
SERIES SWEEPS	433
MARATHONS IN ANGELS HISTORY	434
ANGELS IN EXTRA INNINGS	435
1-0 WINS AND LOSSES	436
ANGELS NOTABLE TRADES	438
NOTABLE FREE AGENT SIGNINGS	441
ANGELS FIRST ROUND DRAFT SELECTIONS	442
THE LAST TIME...	444
ANGEL STADIUM	445
THE BIG A	448
ANGEL STADIUM FIRSTS	449
ATTENDANCE	450

ANGELS HALL OF FAME 455

MAJOR LEAGUE BASEBALL 464

WORLD SERIES CHAMPIONS	484
MOST VALUABLE PLAYER AWARDS	485
CY YOUNG MEMORIAL AWARD	486
ROOKIE OF THE YEAR AWARDS	487

SPRING TRAINING 488

TEMPE DIABLO STADIUM	489
ANGELS SPRING TRAINING INFORMATION	491
2020 SPRING TRAINING SCHEDULE	492
2019 SPRING TRAINING STATS	493
SPRING TRAINING RECORDS & ATTENDANCE	494

2020 SEASON INFORMATION 495

INFORMATION BOX INDEX

About the Rally Monkey	39	Managerial Records, Angels All-Time	65
All-Star Game Bests	425	Mara Forcey Award	224
Angels Baseball Foundation	60	Memorial Uniform Markings	322
Angels General Managers	26	Michelle Carew Community Courtyard	132
Angel Stadium, Quick Facts	445	Milestone Wins	85
Angel Stadium Ground Rules	450	Minor League Affiliate History	230
Angel Stadium Pre-Game Schedules	17	MLB Security Policies	437
Angel Stadium Policies	440	Most Walk-Off Wins in Franchise History	76
Angels Pressbox Online	16	Nick Kamzic Scout of the Year Award	229
Angels Top Prospects by <i>Baseball America</i> (2013-20)	232	Postseason Attendance	451
Best Career Earned Run Averages, Starters	299	Presidents of the Angels	23
Big A Quick Facts	448	Radio Broadcasters, All-Time	52
By the Decade	418	Radio Affiliates (2020)	50
Catching Up on Angels Catchers	74	Retired Numbers	320
Fred Haney Memorial Award	491	Robert O. Fishel Award	208
Gene Autry Memorial Statue	177	Starting Point	66
Hitting Streaks	298	Television Broadcasters, All-Time	49
Howie Gershberg Award	231	Tempe Diablo Stadium Facts & Figures	489
HR, RBI in a Month	291	V.J. Lovero Photo Well	54
Hundred Home Run Halos	406	Walk-Off Home Runs since 2000	486
Ippei Mizuhara	140	Western Division Clinching Dates	320
Longest HR Hit at Angel Stadium	75	What A Relief	77



ANGELS DIRECTORY

ANGELS

ANGEL STADIUM • 2000 GENE AUTRY WAY • ANAHEIM, CA 92806 • ANGELS.COM; @ANGELS

FOUNDED: 1960
ADMINISTRATIVE OFFICES
(714) 940-2000

TICKET INFORMATION
(714) 634-2000/angels.com

HOME BALLPARK
Angel Stadium of Anaheim

2020 CAPACITY: 45,517

**CONCESSIONS, CATERING
& MERCHANDISE**
Legends Hospitality

TEAM COLORS
Red (PMS 200)
Dark Red (PMS 202)
Navy Blue (PMS 289)
Silver (PMS 877)

SPRING TRAINING FACILITY
Tempe Diablo Stadium
2200 W. Alameda

Tempe, AZ 85282
CLUB AFFILIATES
Salt Lake Bees (AAA)
Rocket City Trash Pandas (AA)
Inland Empire 66ers (A)
Burlington Bees (A)
Orem Owlz (R)
Tempe Angels (R)
Dominican Angels (DSL)

EXECUTIVE MANAGEMENT

Ownership	Arte & Carole Moreno
Chairman	Dennis Kuhl
President	John Carpino
Executive Vice President	Dana Wells
Senior Vice President, Finance and Administration	Molly Jolly

BASEBALL OPERATIONS

General Manager	Billy Eppler
Assistant General Manager	Jonathan Strangio
Assistant General Manager	Steve Martone
Special Assistants to GM	Eric Chavez, Ben Francisco, Marcel Lachemann
Senior Advisor, Baseball Operations	Tony La Russa, Bill Stoneman
Special Assignment Scout	Ric Wilson
Director, Amateur Scouting	Matt Swanson
Coordinator, Amateur Scouting	Aidan Donovan
Director, Pro Scouting	Nate Horowitz
Director, International Scouting	Carlos Gomez
Assistant Director, International Scouting	Giovanni Hernandez
Coordinator, International and Pro Scouting	Nick Lampe
Director, Baseball Operations	Andrew Ball
Assistant Director, Baseball Operations	Andrew Mack
Assistant, Baseball Operations	Nick Spar
Assistant, Baseball Strategy and Advance Scouting	Matthew de Marte
Assistant, Baseball Operations Video	Brooke Wakenhut
Director, Minor League Operations	Mike LaCassa
Coordinator, Minor League Operations	Chris Mosch
Assistant, Minor League Operations	Andréa La Pointe
Director, Quantitative Analysis	Kevin Ferris
Assistant Director, Quantitative Analysis	Richard Anderson
Analyst, Quantitative Analysis	Kevin Brice
Assistants, Quantitative Analysis	Matthew Johnson, Jonah Krop, Connor Moffat, Bryce Rogan
Director, Baseball Systems Development	Seth Glantz
Senior Baseball Systems Developer	Ryan Bailey
Baseball Systems Developers	Jonathan Jagdharry, Riley McGovern
Coordinator, Baseball Administration	Peggy Berroa-Morales
Manager, Video Operations	Adam Hunt
Video Coordinator	Ruben Montano Jr.
Traveling Secretary	Tom Taylor
Major League Equipment & Home Clubhouse Manager	Keith Tarter
Assistant Clubhouse Manager	Shane Demmitt
Visiting Clubhouse Manager	Brett Crane
Bilingual Media Coordinator	Angel Miranda
Interpreter	Ipei Mizuhara



MEDICAL & PERFORMANCE STAFF

Physician/Internal Medicine	Craig Milhouse, M.D.
Orthopedic Physicians (Kerlan-Jobe Clinic)	John Itamura, M.D.; Brian Schulz, M.D.; Carlos Uquilles M.D.; Steve Yoon, M.D.
Director, Sports Science & Performance/Head Physical Therapist	Bernard Li
Director, Performance Integration	Ryan Crotin
Assistant Director, Performance Integration	Kenneth Smale
Head Certified Athletic Trainer	Adam Nevala
Athletic Training Services Coordinator	Rick Smith
Assistant Certified Athletic Trainer	Eric Munson
Head Strength & Conditioning Coach	Lee Fiocchi
Physical Therapist/Assistant Strength & Conditioning Coach	Sean Johnson
Assistant Strength & Conditioning Coach	Adam Auer
Director, Mental Conditioning	Will Lenzner
Quality Assurance Coach	Tim Buss
Massage Therapist	Yoichi Terada
Chiropractic Consultant	Brian Prieto, DC
Employee Assistance Program/Clinical Psychologist	Erik Abell, PhD
Registered Dietician	Becci Twombly

COMMUNICATIONS

Director, Communications	Adam Chodsko
Manager, Communications	Matt Birch
Manager, Communications	Grace McNamee
Manager, Social Media and Digital Communications	Danny Farris
Team Photographer	Blaine Ohigashi
Photography Assistant	Ricardo Zapata

COMMUNITY RELATIONS

Director, Corporate and Community Partnerships	Nicole Provansal
Manager, Foundation and Community Initiatives	Adam Cali
Coordinator, Community Relations	Nnedy Obiwuro
Scholarship Programs and Marketing Coordinator	Lillea Acwuro

CORPORATE SPONSORSHIP

Senior Director, Business Development	Mike Fach
Director, Partnership Services	Bobby Kowan
Senior Account Executive, National Accounts	Rick Turner
Senior Corporate Account Executive	Drew Zinser
Manager, Partnership Services	Andie Mitsuda
Senior Account Manager	Adam Overgaard
Account Executive	Ashley Fleck
Account Managers, Corporate Partnerships	Alli Serrano, Maddy Stover, Ryan Vitelli

ENTERTAINMENT

Director, Entertainment & Production	Peter Bull
Manager, Video Production	Jordan Esswein
Production Coordinator	Cole Dragon
Engineer	Zac Applegate
Marketing and Entertainment Coordinator	Mandi Ortiz
Public Address Announcer	Michael Araujo

FINANCE

Director, Finance	Doug Mylowe
Controller	Sue Bassett
Assistant Controller	Jennifer Whynot
Financial Operations Manager	Jennifer Jeanblanc
Payroll Manager	Lorelei Schlitz
Payroll Coordinator	Katrina Ceballos
Accountants	Matt Asato, Kylie McManus
Accounts Payable Specialist	Sarah Talamonte

HUMAN RESOURCES

Director, Human Resources	Deborah Johnston
Benefits Manager	Cecilia Schneider
Human Resources Manager	Mayra Castro
Human Resources Coordinator	Reyna Mancilla

INFORMATION SERVICES

Director, Information Services	Al Castro
Senior Manager, Network Infrastructure	Neil Farris
Technical Services Manager	Aron Linville
Network Administrator	James Sheu
Senior Customer Support Analyst	David Yun
Help Desk Support Assistant	Mike Gallant

LEGAL

General Counsel, Legal and Risk Management	Alex Winsberg
Associate Legal Counsel	Jan Tedmori



ANGELS DIRECTORY

MARKETING

Director, Ticket Marketing and Business Analytics Ryan Vance
 Senior Marketing Managers Alex Tino, Vanessa Vega
 Manager, Business Analytics Julius "JJ" Evans
 Business Analysts Hayden Keown, Nicole Yamasaki
 Graphic Designers Tricia Kami, Dominic Mitrano, Arianne Tano
 Senior Broadcast and Digital Coordinator Hannah Stange

SALES & CLIENT SERVICES

Senior Director, Ticket Sales and Services Jim Panetta
 Director, Premium Sales and Services Aaron Dragonmir
 Group Sales Manager Mike Abraham
 Inside Sales Manager David Neumann
 Client Services Manager Jennifer Moran
 Business Development Manager Jeff Leuenberger
 Senior Group Sales Specialist Angel Rodriguez
 Senior Account Managers, Premium Sales Jared Florin, Eddie Gomez
 Account Managers, Premium Sales Nick Andre, James McGee
 Account Executive, Premium Sales Diana Sleep
 Premium Client Service Representatives Amanda Cassella, Lauren Dahl
 Premium Seating Coordinator Shanelle Stephens
 Ticket Sales Office Coordinator Karla Davenport
 Account Managers, Business Development Paul Maginnes, Lisa Saldana
 Account Executives, Business Development Jonathan Chodzko, Christopher Young
 Senior Account Manager, Group Sales Phil Gurule
 Account Managers, Group Sales Chris Combs, Cierra Lane, Kristen Pepperling
 Account Executives, Group Sales Chris Cavish, Aysilee Koontz, Jake Miller, Kaylin Muchichwa
 Client Services Representatives RJ Orocco, Stephen Weinberg
 Ticket Sales Coordinator Haley Gomez, Taylor Nestra, Abbi Newton, Shelby Yung
 Nychole Antillon

STADIUM OPERATIONS

Senior Director, Ballpark Operations Brian Sanders
 Director, Ballpark Operations Sam Maida
 Director, Special Events Courtney Wallace
 Director, Stadium Operations Calvin Ching
 Senior Manager, Stadium Operations Nathan Bautista
 Guest Experience Manager Chris Warden
 Manager, Special Events and Services Veronica Lee
 Special Events Coordinators Cheyenne Catli, Madi Garcia
 Senior Housekeeping Supervisor Pedro Del Castillo
 Custodial Supervisors Robert Iglesias, Ray Nellis
 Receptionist Margie Walsh
 Field/Ground Maintenance Manager Barney Lopas
 Assistant Groundskeeper Greg Laesch
 Groundskeeper Brett Maida

STADIUM FACILITIES

Purchasing Manager Suzanne Peters
 Facility Maintenance Manager Jose Padilla
 Asset Coordinator Daniel Angulo
 Purchasing Assistant Rene Escarcega
 Wardrobe Supervisor Genaro Luna
 Housekeeping and Purchasing Supervisor Tyler Ogawa
 Administrative Assistant, Facilities Carmen Mispagel
 Facilities Receptionist Sanita Miller

MAINTENANCE

Lead HVAC Electrician Bob Ross
 Lead HVAC Technician Tony Suruor
 Electricians Robert Macchiavello, Mike Sepe
 Painters Randy Bishopp, Jaime Merino
 Skilled Craftsmen Alex Cervantes, Roy Galaz, Jonathan Martin, Frank Stewart
 HVAC Technician Scott Coomes
 Equipment Mechanic Ryan Mendoza

SECURITY

Manager, Stadium Operations Carlos Campos
 Security Manager Mark Macias
 Security Assistant Manager Jacqueline Urbanus
 Security Hosts Jose Andrade, James Haskins, Gabe Rivera, Richard Schilpp
 Clubhouse and Lobby Security Jeff Cogan, John Moore
 Anaheim Police Dept. Resident Sergeant Jerry Blair

TICKETING

Senior Director, Ticket Operations and Services Tom DeTemple
 Senior Manager, Ticket Operations Sheila Brazelton
 Ticketing Operations Manager Armando Reyna
 Ticket Services Manager Brandon Cosio
 Ticket Operations Representatives Clancy Holligan, Lisa Martinez
 Ticket Services Representatives Ellen Crooks, Giovanni Figueroa

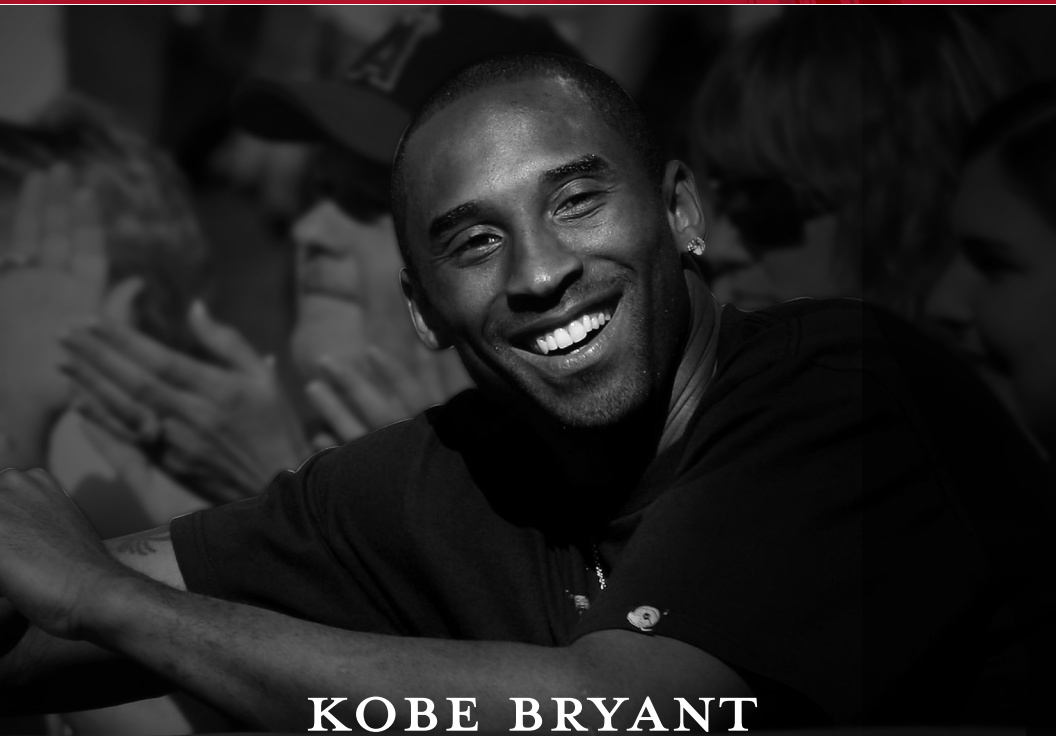




ANGELS REMEMBER

TYLER SKAGGS
1991-2019





KOBE BRYANT
1978—2020

GIANNA BRYANT

PAYTON CHESTER

JOHN ALTOBELLI

SARAH CHESTER

ALYSSA ALTOBELLI

CHRISTINA MAUSER

KERI ALTOBELLI

ARA ZOBAYAN

ANGELS REMEMBER



IN MEMORY



BILL BARTHOLOMAY

AUGUST 11, 1928 – MARCH 25, 2020 (91)

- Former Braves owner of the Braves, from 1962-76
- Instrumental in moving the franchise from Milwaukee to Atlanta.



JIM BOUTON

MARCH 8, 1939 – JULY 10, 2019 (80)

- Former pitcher with the New York Yankees, Seattle Pilots, Houston Astros and Atlanta Braves,
- Member of 1962 Yankees World Series Championship team and 1963 A.L. All-Star team.
- Known for his book, "Ball Four" and was co-founder of the bubble-gum company, Big League Chew



JON BRAUDE

APRIL 8, 1951 – SEPTEMBER 6, 2019 (68)

- Former Reds publicity director and Riverfront Stadium public address announcer
- Statistician for Cincinnati Bengals



BILL BUCKNER

DECEMBER 14, 1949 – MAY 27, 2019 (69)

- Played for the California Angels, Los Angeles Dodgers, Chicago Cubs, Boston Red Sox, and Kansas City Royals over four decades from 1969-1990
- 1981 All-Star first baseman for the Cubs



JOHN CARSON

1964 – FEBRUARY 24, 2019 (54)

- Member of BBWAA
- 28 years at the Elias Sports Bureau in New York



JERRY CASALE

SEPTEMBER 27, 1933 – FEBRUARY 9, 2019 (85)

- Former right handed pitcher for the Los Angeles Angels (1961), who pitched five MLB seasons, including with the Red Sox and Tigers.



VERA CLEMENTE

MARCH 7, 1941 – NOVEMBER 16, 2019 (78)

- Widow of Baseball Hall of Famer outfielder Roberto Clemente.
- Chairwoman of the Roberto Clemente Foundation, to promote positive change and community engagement through the example and inspiration of Roberto.
- Goodwill Ambassador for Major League Baseball.



TEX CLEVENGER

JULY 9, 1932 – AUGUST 24, 2019 (87)

- Former right handed pitcher with the Los Angeles Angels (1961), who pitched 8 seasons in the MLB with the Boston Red Sox, Washington Senators, and New York Yankees.



JIM COATES

AUGUST 4, 1932 – NOVEMBER 15, 2019 (86)

- 12-year MLB pitcher, including three seasons with the California Angels (1965-67), winning two World Series titles with New York Yankees in 1961 and 1962
- Two-time A.L. All-Star (both with Yankees, in 1960 and 1962)



ERIC COOPER

DECEMBER 18, 1966 – OCTOBER 20, 2019 (52)

- MLB Umpire who officiated ten Division Series, four League Championship Series, three Wild Card Games, one All-Star Game, and one World Series.
- Home plate umpire for two no-hitters (Hideo Nomo in 2001 and Mark Buehrle in 2007) and a perfect game (Buehrle in 2009)



JOHN DELCOS

MARCH 12, 1956 – NOVEMBER 6, 2019 (63)

- BBWAA writer, covering the New York Mets, New York Yankees and Baltimore Orioles, for over 25 years.



CHRIS DUNCAN

MAY 5, 1981 – SEPTEMBER 6, 2019 (38)

- Cardinals left fielder and first baseman from 2005-2009; World Series Champion (2006)
- First player to hit a regular season HR at Busch Memorial Stadium
- ESPN Radio host from 2011 to 2019



ANDY ETCHEBARREN

JUNE 20, 1943 – OCTOBER 5, 2019 (76)

- MLB catcher for 15 seasons with the Angels (1875-1977), Orioles and Brewers
- Two-time A.L. All-Star (both with Orioles)
- Two-time World Series champion (both with Orioles)
- Managed 16 seasons in the minor leagues



RON FAIRLY

JULY 12, 1938 – OCTOBER 30, 2019 (81)

- Played 21 years with the Angels (1978), Dodgers, Expos, Cardinals, Athletics, and Blue Jays.
- Three-time World Series Champion with Dodgers (1959, '63, '65)
- Two-time MLB All-Star (1973 & 1977)
- Began baseball broadcasting career the year after he retired in 1979 and called games full-time through 2006 (broadcast for Angels, Giants and Mariners)
- Inducted into USC's Athletic Hall of Fame in 1997



ED FARMER

OCTOBER 18, 1949 – APRIL 1, 2020 (70)

- Pitched 11 Major League seasons and was All-Star with White Sox in 1980
- Play-by-play announcer for White Sox radio team for 29 seasons.



ANGELS REMEMBER

IN MEMORY



TONY FERNANDEZ

JUNE 30, 1962 – FEBRUARY 16, 2020 (57)

- Played for seven MLB teams across 17 MLB seasons (1983-2001)
- 5-time All-Star (four times with Blue Jays and once with Padres)
- 4-time Gold Glove Award winner (all with Blue Jays)
- 1993 World Series champion (9 RBI in that World Series, a record for a shortstop)



GERRY FRALEY

DECEMBER 25, 1954 – MAY 25, 2019 (64)

- Spent three decades covering sports for The Dallas Morning News, primarily the Texas Rangers
- Previously covered Braves for Atlanta Journal and Constitution and Phillies for Philadelphia Bulletin



BOB FRIEND

NOVEMBER 24, 1930 – FEBRUARY 3, 2019 (88)

- Pitched 16 MLB seasons with Pirates, Yankees and Mets
- 1960 World Series Champion
- Four-time N.L. All-Star
- MLB wins leader in 1958; N.L. ERA leader in 1955
- Still holds Pirates franchise records for career innings pitched and strikeouts



AL GALLAGHER

OCTOBER 19, 1945 – DECEMBER 6, 2018 (73)

- Played four MLB seasons as third baseman for Giants (1970-73) and Angels (1973)



AUBREY GATEWOOD

NOVEMBER 17, 1938 – JUNE 5, 2019 (80)

- Pitcher four MLB seasons, including three for the Angels from 1963-1965
- Tossed only complete game and earned the victory in his MLB debut, September 11, 1963 against the Red Sox at Chavez Ravine



DAVID GLASS

SEPTEMBER 2, 1935 – JANUARY 9, 2020 (84)


- Owner and CEO of Kansas City Royals.
- President and CEO of Wal-Mart Stores, Inc.
- During ownership reign, Royals reached back-to-back World Series (2014-15), winning a championship in 2015



ALEX GRAMMAS

APRIL 3, 1926 – SEPTEMBER 13, 2019 (93)

- Spent 40+ years in MLB as a player, manager and coach winning two WS.
- Won two World Series as a coach (1975 with Reds and 1984 with Tigers)



PUMPSIE GREEN

OCTOBER 27, 1933 – JULY 17, 2019 (85)


- Became first African American player for Red Sox in 1959, the last pre-expansion MLB team to integrate
- Inducted into the Boston Red Sox Hall of Fame in 2018



CHUCK HARMON

APRIL 23, 1924 – MARCH 19, 2019 (94)

- First African American player for the Cincinnati Reds organization on April 17, 1954
- Became one of the first African-Americans to coach an integrated pro basketball team when he was player-coach for Utica of the American Basketball League in 1950-1951



ANDY HASSLER

OCTOBER 18, 1951 – DECEMBER 25, 2019 (68)

- Pitched 14 Major League seasons including nine with Angels (1971, '73-76, '80-83)
- Made postseason appearances with Royals (1976-77) and Angels (1982)



JACKIE HERNANDEZ

SEPTEMBER 11, 1940 – OCTOBER 12, 2019 (79)

- MLB shortstop for nine seasons with the Angels (1965-1966), Twins, Royals and Pirates
- World Series champion with Pirates in 1971, starting all seven games
- Part of the first entirely African American and Latino MLB lineup in 1971 with Pirates



BLANCA JARRIN

1933– FEBRUARY 28, 2019 (85)

- Wife of longtime Los Angeles Dodgers Spanish-language broadcaster and Hall of Famer Jaime Jarrin
- Jaime and Blanca Jarrin Foundation was established in her honor to carry forward her and her husband's philanthropic efforts in support of charitable, educational and athletic programs in the Los Angeles area



AL KALINE

DECEMBER 19, 1934 – APRIL 6, 2020 (85)

- Played 22 years for the Detroit Tigers, winning the 1968 World Series
- 18-time All-Star
- Inducted to the National Baseball Hall of Fame in 1980



DON LARSEN

AUGUST 7, 1929 – JANUARY 1, 2020 (90)

- Played 14 MLB seasons with seven teams
- As a New York Yankee, he threw the only perfect game in World Series history against the Brooklyn Dodgers in Game 5 in 1956.

ANGELS REMEMBER



BARRY LATMAN

MAY 21, 1936 – APRIL 28, 2019 (83)

- Pitched 11 MLB seasons from 1957-1967 with four teams, including two years with Angels (1964-1965)
- Selected as an All-Star in 1961 with Cleveland



BOB LEE

NOVEMBER 26, 1937 – MARCH 25, 2020

- Pitched five MLB seasons for Angels (1964-66), Dodgers (1967) and Reds (1967-68)
- Set a then-franchise record with 21 consecutive scoreless innings between 1964-65.
- Selected to 1965 American League All-Star team.



FRANK LUCCHESI

APRIL 24, 1927 – JUNE 8, 2019 (92)

- Managed seven MLB seasons with the Phillies, Rangers and Cubs
- Spent 23 years as a minor league manager, including nine at Triple-A level



JIM MCKEAN

MAY 26, 1945 – JANUARY 24, 2019 (73)

- American League umpire from 1973-1999, and worked in both A.L. and N.L. in 2000 and 2001
- Umpired in three World Series (1979, 1985, and 1995), five ALCS, three ALCS and three All-Star games
- Umpiring consultant for ESPN after retirement from umpiring



JOHN MEHNO

JANUARY 13, 1955 – MARCH 14, 2019 (64)

- Covered Pirates, Penguins, Steelers and college sports teams in Pittsburgh for 47 years
- Pirates correspondent for The Sporting News for 13 seasons.
- Starting in 1976, didn't miss a Pirates home game for nearly 40 years, covering for various outlets, including AP and UPI.



CHUCK MERIWETHER

JUNE 30, 1956 – OCTOBER 26, 2019 (63)

- MLB umpire for 23 seasons from 1987-2009
- Became fifth African American umpire in MLB history and first since 1970
- Was a supervisor of MLB umpires at time of his death
- Umpire during 2004 and 2007 World Series, the 1996 and 2002 All-Star Games, the 2003 NLCS, 2006 ALCS and eight Division Series



DOROTHY SEYMOUR MILLS

JULY 5, 1928 – NOVEMBER 17, 2019 (91)

- Author, historian and researcher of Baseball, helping her husband, Harold Seymour compile the first in-depth historical studies of baseball, although she did not receive full credit for her research, editing and writing until after his death



DAVID MONTGOMERY

JUNE 26, 1946 – MAY 8, 2019 (72)

- Served as chairman, minority owner, president and CEO of the Philadelphia Phillies
- Was a trustee of the University of Pennsylvania, served community action groups and was a member of MLB Enterprise's board of directors



VINCE NAIMOLI

SEPTEMBER 16, 1937 – AUGUST 25, 2019 (81)

- Businessman and philanthropist who helped bring Major League Baseball to Tampa-St. Petersburg area
- Founder and first owner of the Tampa Bay Rays franchise



MARTY NOBLE

1948 – MARCH 24, 2019 (70)

- Covered the Mets and Yankees for Newsday from 1981-2004 and later for MLB.com
- BBWAA member and Baseball Hall of Fame voter



MARC OKKONEN

JULY 21, 1933 – MAY 27, 2019 (85)

- Baseball historian and author of at least 15 books, including "Baseball Uniforms of the 20th Century: The Official Major League Baseball Guide."
- Recipient of SABR's Henry Chadwick Award



KEN PETERS

FEBRUARY 1, 1943 – FEBRUARY 23, 2020 (77)

- Covered multiple Olympics and other major sporting events for 35 years with The Associated Press, including several Super Bowls, World Series, Pro Bowls and championship fights.
- Served as sports editor for AP's Los Angeles bureau



MIKE ROARKE

NOVEMBER 8, 1930 – JULY 27, 2019 (88)

- Played four Major League seasons (1961-64) with Tigers
- Bullpen coach for Tigers (1965-66) and Angels (1967-69)



JASON ROLLISON

DEC. 7, 1980 – SEPT. 23, 2019 (38)

- Analyst on the Pittsburgh Pirates and MLB for DKPittsburghSports.com, editor at SB Nation's Bucs Dugout and voice of Bucco podcast
- Authored two books, "PiratesGuide 2019: A Field Guide to the 2019 Pittsburgh Pirates" and "PiratesGuide 2018: A Complete Field Guide to the 2018 Pittsburgh Pirates"

IN MEMORY





ANGELS REMEMBER

IN MEMORY



SCOTT SANDERSON

JULY 22, 1956 – APRIL 11, 2019 (62)

- Pitched 19 MLB seasons for the Expos, Cubs, Athletics, Yankees, Angels (1993, 1995-1996), Giants and White Sox
- Selected as an American League All-Star in 1991 with Yankees
- Recorded 163 career victories and 1,611 strikeouts



CHARLIE SILVERA

OCTOBER 13, 1924 – SEPTEMBER 7, 2019 (94)

- 6-time World Series champion as catcher for Yankees (received seventh ring as a scout for the World Champion 1997 Marlins)
- Last survivor among 12 players who appeared with all five Yankees World-Series-winning teams from 1949 to 1953



SEYMOUR SIWOFF

NOVEMBER 9, 1920 – NOVEMBER 29, 2019 (99)

- Managed Elias Sports Bureau handling official statistics for Major League Baseball, the NFL, NBA and several other leagues for 67 years
- World War II veteran



LEROY STANTON

APRIL 10, 1946 – MARCH 13, 2019 (72)

- Played nine Major-League seasons with New York Mets (1970-71), California Angels (1972-76) and Seattle Mariners (1977-78)



MIKE STONE

1339 – OCTOBER 25, 2019 (80)

- Texas Rangers president from 1983 to 1990
- Instrumental in Rangers signing free agent future Hall of Famer Nolan Ryan in December 1988



BOB SUDYK

SEPTEMBER 7, 1933 – JUNE 27, 2019 (85)

- Longtime Cleveland Sports Writer, Editor for the Cleveland Press and National Columnist for the Hartford Courant.
- Wrote "Me and The Spitter" with Gaylord Perry.



MARTIN TRUST

1934 – SEPTEMBER 12, 2019 (84)

- Entrepreneur, philanthropist and partner in the Boston Red Sox ownership group beginning in 2001



BOBBY WINKLES

MARCH 11, 1930 – APRIL 17, 2020 (90)

- Managed Angels during 1973-74 seasons and also served on Major League coaching staffs with A's, Giants, White Sox and Expos
- Was A's manager during 1977-78 seasons and was third base coach for Oakland's 1974 World Series championship
- Member of College Baseball Hall of Fame and won three NCAA Championships during tenure as head coach at Arizona State (1959-71)



AAGPBL

The Angels also remember players in the All-American Girls Professional Baseball League we lost in recent months:

- Beatrice Arbour
- Jean Buckley
- Lillian Faralla
- Helene Machado
- Helen Smith
- Joyce Steele
- Julia Ruth Stevens
- Margaret Wigiser



ANGELS COMMUNICATIONS DEPARTMENT

2000 GENE AUTRY WAY • ANAHEIM, CA 92806
(714) 940-2014 • @LAANGELSPR



Adam Chodzko



Matt Birch



Grace McNamee



Hannah Stange

ADMISSION TO ANGEL STADIUM: Media will need to enter through Gate 3, located to the right of the Angels Team Store at the Home plate Gate. The Media Entrance opens five hours prior to game time (four hours prior to day games).

CREDENTIALS: To obtain season-long and daily media credentials, an application must be submitted via the MLB credentialing website, credentials.mlb.com by the outlet affiliation manager. Credentials will be issued only to legitimate newsgathering agencies. For daily credentials, requests, which also must be made through MLB's credential website (<https://credentials.mlb.com>), are required to be made at least 24 hours in advance of weekday games and by 5 p.m. on the previous Friday for weekend games. **Credentials will be available for pickup at Angel Stadium's Ticket Will Call window number 26, which is located at the Home Plate Gate and opens four hours prior to game time (three hours before day games).** Please make certain all credential requests are confirmed by the Communications office prior to arrival at the stadium. Identification will be required to claim the passes. Media members with BBWAA credentials should notify Angels Communications when planning to cover a contest to reserve a seat in the press box. ALL CREDENTIALS ARE NON-TRANSFERABLE; ANY UNAUTHORIZED USE WILL BE CAUSE FOR CONFISCATION OF CREDENTIAL AND EJECTION FROM ANGEL STADIUM.

PARKING: Media must enter Angel Stadium through the Orangewood Media/VIP/Bus entrance and park in designated parking areas. Parking is free of charge with valid credentials. **Season credential holders will be required to present their Angels season credentials at the entrance of the media parking lot to be scanned prior to entry.** If attending on a single game basis, parking is included with approval of your daily credential request. Media members attending on a daily credential basis will have their names placed on the club's media parking list. If arrangements are not made, a parking fee may be charged and no refunds can be given.

PRESS BOX: The Press Box is located on the Club Level. After entering through Gate 3, proceed to the elevators located behind the Red Awning on your left. Take the elevator up to the Club Level (number 4), make a right out of the elevator and proceed down the 1st base side concourse to the Press Box at sections 344-345.

ANGELS PRESSBOX ONLINE

In an effort to make Angels information more accessible to the media while also protecting our environment, the Angels Communications department provides all season and game information online at angelspressbox.com and on Twitter, @LAAngelsPR.

You can also follow the Angels on Instagram, Twitter and Facebook:
Instagram: @Angels Twitter: @Angels facebook.com/angels



MEDIA INFORMATION GUIDELINES

MEDIA GUIDELINES

PRESS CLUB (MEDIA DINING): After entering through Gate 3, proceed to your left to the elevators located at the Red Awning. Take the elevator up to the Club Level (number 4), make a right out of the elevator and proceed through the glass doors and into the Press Club. Prior to each home game, media with season, MLB, or single game credentials are welcome to dine in the Press Club. There will be a \$12.00 fee charged for each meal. Refreshments are also available during the game through the seventh inning. Press Club usage is limited to those with proper credentials. It is impossible to accommodate family members, friends or guests. NO ONE UNDER 18 years of age will be permitted in the Press Club. As a professional courtesy, we ask that you dress in appropriate business attire. Any abuse of these privileges may cause forfeiture of credentials.

The Press Club will also serve as an overflow press working area.

CLUBHOUSE AND FIELD ACCESS FROM CLUB LEVEL: Ramp #5, located on the first base side of the Club Level by the escalator at section 335 can be used for Field/Clubhouse access via the stairwell. The Angels clubhouse is open 3-1/2 hours prior to game time and will remain open until one hour before game time. Both clubhouses will also open approximately 10 minutes following the conclusion of the game. The visiting clubhouse is governed by the visiting club. The Umpires Dressing Room is off-limits to the media. If a comment or interpretation from the umpire crew chief is needed, a pool reporter may be assigned.

INTERVIEW ROOM: Following each home game, the Angels manager is scheduled to meet with the media approximately 10 minutes after the final out in the club's interview room. Media wishing to participate should enter through the doors directly across from the clubhouse elevators.

PHOTOGRAPHY: Photo credentials are issued in the same manner as media credentials. Due to limited photo locations, it is impossible to allow freelance photographers or photo wire services access unless assigned by a legitimate newsgathering agency.

INTERVIEWS: Requests for interviews needing advance preparation or special accommodation by an Angels player or staff member are to be directed to the Angels Communications Department. This includes all live television interviews for pre-game and post-game as well as all on-field requests prior to batting practice.

NO AUTOGRAPHS: ANY MEMBER OF THE MEDIA REQUESTING AUTOGRAPHS OR PERSONAL PHOTOGRAPHS FROM PLAYERS OR COACHES WILL HAVE PRESS ACCESS REVOKED.

We hope these guidelines will assist you in your coverage of the Angels and Major League Baseball at Angel Stadium. Please do not hesitate to contact us if you need additional assistance.

ANGEL STADIUM PRE-GAME SCHEDULES

1:07 GAME TIME

Angels Stretch	10:45 - 11:00
Angels BP	11:00 - 11:45
Visitors BP	11:45 - 12:25
Grounds Crew	12:30 - 1:00

4:15 GAME TIME

Visitor's Early BP	11:10 - 12:10
Angels Early BP	12:10 - 1:10
Angels Stretch	1:55 - 2:10
Angels BP	2:10 - 2:55
Visitors BP	2:55 - 3:35
Grounds Crew	3:40 - 4:10

5:05 GAME TIME

Visitor's Early BP	12:00 - 1:00
Angels Early BP	1:00 - 2:00
Angels Stretch	2:20 - 2:30
Angels BP	2:30 - 3:30
Visitors BP	3:30 - 4:15
Grounds Crew	4:15 - 5:00

6:07 GAME TIME

Visitor's Early BP	1:00 - 2:00
Angels Early BP	2:00 - 3:00
Angels Stretch	3:20 - 3:30
Angels BP	3:30 - 4:30
Visitors BP	4:30 - 5:15
Grounds Crew	5:15 - 6:00

7:07 GAME TIME

Visitor's Early BP	2:00 - 3:00
Angels Early BP	3:00 - 4:00
Angels Stretch	4:20 - 4:30
Angels BP	4:30 - 5:30
Visitors BP	5:30 - 6:15
Grounds Crew	6:15 - 7:00



メディア情報の案内

エンゼルス・スタジアムへの入場:

メディアはエンゼルスのホーム・プレート・ゲートにあるチーム・ストアの右横、ゲート3から入場して下さい。メディア用入り口は試合開始5時間前に開きます。(デイ・ゲームは4時間前)

メディア・パス:

シーズン・パス、またはデイ・パスを取得するには各メディア媒体のマネージャーが MLB メディア・パス申請サイト credentials.mlb.com にて申請書を提出する必要があります。メディア・パスは合法的なニュース収集機関にのみ発行されます。デイ・パスの申請は、同サイト (<https://credentials.mlb.com>) で申込みが出来ますが、週日の試合は最低24時間前、週末の試合は金曜日の午後5時までに申請書を提出する必要があります。球場に到着する前にメディア・パスの申請が球団広報部によって受理されている事を確認して下さい。パスの受け取りには身分証明書が必要で、BBWAA 資格を持つメディアの方は記者席に座席を確保する為、Angels Communications に通知する必要があります。全てのメディア・パスは他人へ譲渡する事は出来ません。不正な使用をした場合、メディア・パスの没収と球場退場の原因となります。

駐車場:

メディアは Orangewood Media / VIP / Bus Entrance の入口から入場し、指定された駐車場に車を駐車して下さい。有効なメディア・パスをお持ちの方には駐車場は無料です。

駐車場の入場と共にシーズン・パスがスキャンされます。試合毎に來場される方はデイ・パスの申請許可と共に駐車場の入場が可能です。(駐車場のゲートにリストがあります。)申請がされていない場合、または許可が下りていない場合、駐車料金を支払う場合もあります。その際、駐車料金の払い戻しはありません。

PRESS BOX (記者席):

記者席はクラブ・レベルに設置されています。ゲート3から入場後、左側の赤いテントの裏にあるエレベーターを使用しクラブ・レベル(4階)まで上がります。エレベーターを右に出てコンコースを1層側に進むとセクション344-345に記者席があります。

PRESS CLUB (記者クラブ・メディア食堂):

記者クラブはクラブ・レベルに設置されています。ゲート3から入場後、左側の赤いテントの裏にあるエレベーターを使用しクラブ・レベル(4階)まで上がります。エレベーターを右に出てガラス扉を通ってプレス・クラブに入ります。地元での試合前、シーズン・パス、MLBパス、またはデイ・パスのメディアはプレス・クラブを利用するの食事が出来ます。プレス・クラブの利用料金は\$12です。試合の7回までは軽食(スナック等)や飲み物が用意されています。プレス・クラブはメディア・パスの無い方は利用できません。家族、友人、お客様はお断りさせて頂いています。18歳未満の入室は禁止されています。また他の方々への礼儀として適切な服装(ビジネス・アタイル)での入室をお願い致します。尚、これらの特権を乱用した場合にはメディア・パスの没収となります。記者席が満席となった場合、プレス・クラブは臨時の記者席となります。

クラブハウスとクラブ・レベルからフィールドへのアクセス:

階段を利用される方は1層側クラブ・レベルのセクション335近くにあるエスカレーター横の5番ランプを利用してフィールドまたはクラブハウスにアクセス出来ます。エンゼルスのクラブハウスは試合開始3時間前から1時間前まで開いています。また、両クラブハウスは試合終了10分後に開きます。ピジター・クラブハウスはピジター・チームの管理下にあります。審判室はメディアの立入禁止となっています。主審判(クルー・チーフ)からコメント等が必要な場合はプールの記者が代表となります。

インタビュー・ルーム:

エンゼルス・スタジアムでの試合終了後(最終アウト後)ブラッド・オースマス監督はメディアと10分間の会見を球団のインタビュー・ルームで行います。出席されるメディアはクラブハウスのエレベーター前のドアから入って下さい。

写真:

カメラマンのパスはメディア・パスと同様に <https://credentials.mlb.com> にて申請して下さい。カメラ位置は限られているのでフリーのカメラマンや写真通信社は合法的なニュース収集機関からの取材依頼が必要です。

インタビュー:

エンゼルスの選手またはスタッフから事前に準備が必要なインタビューまたは特別な依頼は球団広報部にご連絡ください。試合前後のインタビューの生中継、またはバッティング練習前のフィールドでのリクエストも含まれます。

選手からのサイン:

個人用の写真やサインを選手やコーチに依頼するメディアはパスを没収されます。

これらのガイドラインによってメディアの方々エンゼルスの取材、またメジャー・リーグ・ベースボールの取材に役立てる事を願っています。助力が必要な場合にはご連絡ください。

エンゼルスのオンライン記者席

メディアの皆様がエンゼルスの情報をアクセスしやすい様に、そして環境にも優しい様にエンゼルスのコミュニケーションズ部はシーズンや試合情報をオンラインで利用可能にしています。angelspressbox.com または Twitter で @AAngelsPR でアクセス出来ます。他に Instagram や Twitter、Facebook でもエンゼルス情報をフォロー出来ます。



FRONT OFFICE





ARTE & CAROLE MORENO OWNERSHIP



In May of 2003, Arte and Carole Moreno were introduced as the third owners in Angels' franchise history and their impact was immediate. The Morenos have guided the franchise to six A.L. West Division titles and 17 consecutive seasons drawing over three million fans, resulting in a total home attendance of over 52 million fans. In July of 2018, Arte received the distinct honor of being elected to the Board of Directors for the National Baseball Hall of Fame and Museum in Cooperstown, NY.

The Morenos' focus is balanced between baseball, business operations and fan experience. In 2009, the Halos were voted the top franchise in professional sports in "Fan Value and Experience" in a fan poll by ESPN the Magazine. In the poll, the Angels ranked in the top three among Major League teams for 10 consecutive seasons (2003-2012).

During their tenure, Arte and Carole's support of the baseball operations department has resulted in the acquisition of many key players, including three-time N.L. MVP Albert Pujols, perennial MVP candidate Anthony Rendon, nine-time Gold Glove Torii Hunter, 2009 World Series MVP Hideki Matsui, 2005 A.L. Cy Young Award winner Bartolo Colon, Hall of Famer Vladimir Guerrero, four-time Gold Glove winner Andrelton Simmons and several others. In 2019, the Morenos signed three-time A.L. MVP Mike Trout to a record-setting 12-year contract extension effectively keeping the eight-time All-Star a member of the Halos for the remainder of his historic career. Additionally, in December of 2017, the Morenos' oversaw the successful recruitment of two-way player Shohei Ohtani, the offseason's most highly sought-after free agent.

Since purchasing the Club on May 22, 2003, the Angels have logged a 1,444-1,266 record (.533 winning pct.) while boasting a Top 10 payroll in 15 of their 18 seasons, including six campaigns in the Top 5. During the family's tenure, the organization has continued to cultivate players from its farm system. Their dedication has paid dividends in the development of significant current players such as Trout, David Fletcher, Griffin Canning, Justin Anderson, Keynan Middleton and Cam Bedrosian with prospects Jo Adell and Brandon Marsh on the Major League horizon.

Over the past 17 years, Carole and Arte have strengthened the Club's commitment to local communities and beyond. In 2004, the Morenos established the Angels Baseball Foundation concentrating on investments in education, health care, arts & sciences and community-related youth programs to experience the positive attributes of baseball. The Foundation distributes annual grants to various youth programs within Southern California. The Angels Scholars program works with the Orange County Office of Education and the college preparatory AVID program to award several annual college scholarships. Since purchasing the Club in 2003, the Morenos, Angels and Angels Baseball Foundation have contributed over \$20 million to various charitable efforts with a primary focus in the Orange County area.

In 2010, the Angels were privileged to host their third All-Star Game (also 1967 & 1989). In conjunction with MLB's All-Star Legacy Fund, the foundation funded renovation of softball fields at Anaheim's Pioneer Park (into the MLB Angels All-Star Complex) as well as the special-surfaced field for the Miracle League of Orange County for disabled youth. The Foundation regularly donates tickets, memorabilia and ballpark experiences to the various groups and fundraisers.

In addition to their responsibilities with the Angels and various committees within MLB, the Morenos were part of ownership of the former Single-A Salt Lake Trappers of the Pioneer League. Under their leadership, the Trappers won three championships. Arte and Carole were also original investors in the Arizona Diamondbacks (including their 2001 World Series championship) and in a partnered ownership of the NBA's Phoenix Suns.

The Moreno family is also active in their own philanthropic efforts. In 1997, they established the Moreno Family Foundation to support nonprofit organizations focusing on youth and education as well as investing in educational scholarships in K-8, high school and college. Their favorite charities include St. Vincent de Paul, St. Mary's Food Bank, the Barrow Neurological Institute, Boys & Girls Clubs, UMOM Homeless Shelters, American Heart Association and Fresh Start Women's Foundation. The Morenos were previously members of the Little League Foundation's Board of Trustees, which assists Little Leagues in every state and more than 70 other countries. For her continued philanthropic efforts, Carole Moreno was honored by the Girl Scouts of Orange County as their 2019 G.I.R.L. (Go-Getter, Innovator, Risk-Taker, Leader) honoree.

Carole was born in Reno, NV, and moved often as the daughter of a career Air Force man. She spent much of her youth in Fredonia, KS, and went on to earn a degree in journalism from the University of Kansas. Arte is a native of Tucson, AZ, and served his country in Vietnam as a member of the U.S. Army. After his tour of duty, he attended the University of Arizona, graduating with a degree in marketing. In 2005, Time Magazine selected Moreno as one of the "25 Most Influential Hispanics in America." Arte and Carole are the parents of three children.





DENNIS KUHL

CHAIRMAN

Dennis Kuhl begins his 17th season with the Angels after joining the Club on November 10, 2003. He was initially appointed as the Angels' seventh President before a promotion to Chairman on November 14, 2009. Kuhl's focus centers on renewed efforts in the area of civic affairs and community outreach. Kuhl also oversees the Angels' flagship radio station KLAAM830 and was recently named the President of the Angels Baseball Foundation.

Under his leadership, the Angels have shown tremendous growth and advancement in key business initiatives, including sponsorship and marketing revenues, as well as nationwide expansion and promotion of the Angels' brand. Kuhl also played a key role in working with Major League Baseball in hosting of the 2010 All-Star Game.

Kuhl is actively involved in several Southern California charities. He serves as president of the "Light the Night" event which supports the Leukemia and Lymphoma Society and is a founding board member of The Pacific Club IMPACT Foundation/Lott Trophy. Kuhl works with Susan G. Komen for the Cure serving as one of the "Pink Tie Guys," a select group of advocates speaking out to find a cure for breast cancer. Additionally, he serves on the advisory boards for the South County Outreach, Anaheim YMCA, Rivals For The Cure, Irvine Public School Foundation and the Angels Baseball Foundation Board of Directors.

A champion of community involvement, Kuhl's efforts span across Orange County and beyond. He is a member of the Board of Governors at Chapman University and on the board of directors for several nonprofits: The Children's Education Foundation of Orange County, the Los Angeles Sports Council, Boys and Girls Club of Anaheim, The Tiger Woods Foundation, the Noble Vikings Charity of Orange County, the Literacy Project Foundation and the Alzheimer's Association of Orange County & Newport Beach.

In 2014, Kuhl served as a co-chairperson for the United Cerebral Palsy Golf Classic and a co-chairperson for the annual Red, White & Greens Golf Tournament to benefit the Susan G. Komen Foundation.

A Boonton, NJ native, Kuhl graduated from the University of Arizona in 1970 with a degree in business administration. In honor of his late father, he established the Bud Kuhl Wood Bat Invitational in 2007 with annual proceeds donated to local charities. Kuhl also initiated scholarships in his father's name to the Eller School of Management at the University of Arizona. In 2009, he was named the "Business Man of the Year" by the Anaheim Chamber of Commerce. Kuhl currently resides in Newport Beach.





JOHN CARPINO

PRESIDENT

John Carpino was named the eighth president in Angels' history November 14, 2009. He oversees all areas of business, sales, marketing, finance and communications. Carpino's top priority is fan value and experience in all areas of the game including concessions, merchandise, promotions and ticketing. As the principal executive in charge of business operations, he has helped welcome over three million fans through Angel Stadium turnstiles for 17 straight seasons. He was also an integral part of Angel Stadium hosting the 2010 MLB All-Star Game, a key member in the Club's negotiations to keep the Angels in the City of Anaheim through 2050

and oversaw the negotiations for the extension of the Club's television agreement with FOX Sports West. *ESPN The Magazine* rated the Angels as the #1 MLB franchise in nine of Carpino's first 11 years with the organization.

The Chicago native continues to create value for fans, focusing not only on the game inside the lines, but on the entire ballpark experience. He has guided the Angel brand with a focus on affordable pricing while providing a quality family environment, including continual stadium improvements and enhancements. Under his leadership, Carpino's staff has established Angel Stadium as one of the premiere destinations in California for non-baseball events such as concerts, Supercross, Monster Jam and corporate events.

As one of the initial executives appointed by Owner Arte Moreno after purchasing the Club, the 2020 season marks Carpino's 17th with the team, having previously held the post of Senior Vice President. Carpino has led the Angels to unprecedented financial growth in sponsorship, marketing and ticketing. He oversaw the general manager selection processes in 2011 & 2015, assisted in the acquisition of high-profile players such as Albert Pujols, Anthony Rendon, Andrelton Simmons and Shohei Ohtani as well as the historic 12-year contract extension for three-time MVP Mike Trout.

He has created a stronger, more viable partnership with Los Angeles-based radio and television partners, and oversees KLAA AM830, the radio flagship of the Angels. His vision and creativity have brought an emphasis on the Angels' heritage with a reintroduction of the Club's Hall of Fame with yearly inductees, hosting of fan events and celebration of team history. Popular giveaways have included several world record-breaking items and those showcasing the popularity of the Rally Monkey. His efforts continue to create a brand that connects socially and in sync with current cultural trends.

Carpino's promotion followed six seasons as the Angels Senior Vice President of Sales and Marketing during which he oversaw all aspects of marketing, promotions and ticket sales. He began his professional career in 1982 in the billboard industry, including stints in Tucson, Chicago, Phoenix and Los Angeles. In 1985, he joined Moreno at Outdoor Systems, a billboard company (which later became Viacom Outdoor in 2000 and CBS Outdoor in 2005) and spent 18 years in the Phoenix and Los Angeles markets. Carpino oversaw \$200 million in sales for the western region.

Carpino is a 1982 graduate of the University of Arizona with a degree in business administration. He has served on CHOC Children's Foundation Board of Directors as well as the Executive Board for the Orange County United Way. In 2017, he was inducted into the National Italian American Sports Hall of Fame.

He and wife Elizabeth are involved in numerous charitable efforts throughout Southern California and support the Angels Baseball Foundation. John and Elizabeth have three children and reside in Laguna Beach.

PRESIDENTS OF THE ANGELS

John Carpino	2009 -
Dennis Kuhl	2003-2009
Paul Pressler	2002
Tony Tavares	1996-2001
Richard Brown	1990-1996
Gene Autry	1978-1990
Red Patterson	1975-1977
Robert (Bob) Reynolds	1961-1974



DANA WELLS

EXECUTIVE VICE PRESIDENT

Dana Wells joined the Angels in late 2019 as Executive Vice President, a role which focuses on all aspects of the Club's business efforts, including, business development, ticket sales and special projects.

Wells brings with him a successful track record of over 27 years of sales experience in the outdoor billboard industry. Starting in 1992 as an Account Executive with Outdoor System, he quickly grew through the ranks making stops as the Sales Manager and General Manager of the Kentucky, Florida and New York markets. Following an impressive

tenure in New York, he was promoted to National Sales Director in which he managed not only the company's national sales efforts but also the day-to-day business operations of the New York market.

As the company's ownerships changed hands over the years, Wells continued to climb the corporate ladder. In 2003, under the Infinity and Viacom ownership groups, Wells moved back to Atlanta where he was named Vice President of the South East region. In 2007, the Phoenix native was promoted to President of the Outdoor Division for CBS Outdoor, a position he held until 2013.

CBS Outdoor would go on to take their billboard division public in 2014, where Wells would play a key role in the company's transition. The newly formed Outfront Media would name Wells their Executive Vice President of National Sales and Western Region, a title he held until joining the Angels this winter.

A former NFL player for the Cincinnati Bengals and the Arizona Cardinals, Wells was Pac-10 Defensive Player of the Year his senior year at University of Arizona and is a two-time Morris Trophy Defensive Lineman of the Year, an award that is selected by the opposing players annually for the best offensive and defensive linemen in the conference. Wells has won this prestigious award twice, making him one of three to ever win the award multiple times.

Wells and his fiancée Susie reside in Newport Beach.





MOLLY JOLLY

SENIOR VICE PRESIDENT,
FINANCE & ADMINISTRATION

Molly Jolly became the highest ranking woman in the Angels organization in just her third year with the team (2003) and remains an integral part of the primary operations of the Club. She is in her 20th season with the Angels as Senior Vice President, Finance & Administration. Molly spent three years (2001-03) as Director of Finance for the Angels and Anaheim Ducks before her current appointment.

A native of Naples, Florida, Molly oversees all financial matters, including strategic initiatives, reporting and planning, budgeting, accounting and payroll. She is also responsible for office administration, including legal and risk management, human resources and information services. Additionally, she oversees financial operations at Angel Stadium for non-baseball events such as Supercross, Monster Jam and concerts.

Before joining the Angels and Ducks in 2001, Molly spent 11 years working for the Atlantic Richfield Company (ARCO), including six years (1989-94) at ARCO Alaska in Anchorage, serving as an Inventory Accountant, Financial Analyst and Electronic Commerce Manager. In 1994, Molly was transferred to ARCO Corporate in Los Angeles where she worked as an Internal Control Advisor and Project Manager. She was promoted in 1996 to Financial Manager and Strategic Planning Senior Consultant for the ARCO Products Company. Molly began her career in 1988 as an auditor for Arthur Anderson LLP in Boston, MA.

A 1988 graduate of Holy Cross with a Bachelor of Arts degree in Economics/Accounting, Molly graduated from the Anderson School at UCLA with a master's degree in Business Administration in 1999. Molly is the Chair of the Board of Directors for the Girl Scouts of Orange County and a past Board Member and Treasurer for CASA (Court Appointed Special Advocates) and Friends of CASA, as well as a sustaining member of the Junior League of Orange County. In 2016, Molly chaired the Friends of CASA Holiday Luncheon and Fashion Show and in 2011, she was nominated as "Chief Financial Officer of the Year in Orange County" by the *Orange County Business Journal*. She and husband Burt reside in Villa Park.





BILLY EPPLER

GENERAL MANAGER

ON THE MOVE

Some notable transactions made by Billy Eppler in his tenure as Angels' GM...

- Dec. 13, 2019 Agreed to terms on a seven-year contract with INF Anthony Rendon
- Oct. 21, 2018 Named Joe Maddon 18th manager in team history
- Mar. 20, 2019 Agreed to terms on a 12-year extension with OF Mike Trout
- Nov. 29, 2018 Acquired INF Tommy La Stella from Cubs in exchange for PTBNL (LHP Lillis-White)
- Dec. 8, 2017 Signed RHP/DH Shohei Ohtani from Japan
- Nov. 2, 2017 Agreed to terms on five-year contract with OF Justin Upton
- Nov. 12, 2015 Acquired INF Andrelton Simmons from Atlanta in exchange for INF Erick Aybar, LHP Sean Newcomb and RHP Chris Ellis

baseball operations and reports to Owner Arte Moreno.

The 2019 season and winter was filled with activity for the Halos and Eppler. On March 20th, Eppler signed three-time MVP Mike Trout to a record-setting extension, keeping the superstar in an Angels uniform through 2030. Following the year, Eppler introduced Joe Maddon as the Club's 18th field manager, replacing Brad Ausmus. Nearly two months after hiring one of the games most decorated managers, Eppler would sign perennial MVP candidate and 2019 World Series hero Anthony Rendon to a seven-year contract. With a focus on depth and durability in the rotation for 2020, Eppler traded for veteran pitcher Dylan Bundy and signed two-time All-Star Julio Teheran to a one-year deal.

Under Eppler's guidance, the Club has reinvigorated the minor league system with a draft focus on athletes. The approach has resulted in strong prospects including OF Jo Adell, OF Brandon Marsh, RHP Griffin Canning, OF Jordyn Adams and RHP Chris Rodriguez. Eppler has also renewed the Angels focus in the international talent pool as well, with *Baseball America* placing three Halo farmhands (INF Aroel Vera, INF Adrian Placencia and INF Jose Bonilla) in their Top 35 International Prospect Class for 2020.

Eppler, 44, is a native of San Diego, CA. He graduated from the University of Connecticut with a finance degree in 1998 and began his sports career as an intern in the Washington Redskins Scouting Department. He started his baseball career with the Colorado Rockies organization, where he was hired in 2000 as an area scouting supervisor for Southern California. He would eventually join the front office in 2003 as the Assistant Director of Pro Scouting & Player Development (2003-2004).

From 2004 thru 2015, Eppler worked his way up the New York Yankees Baseball Operations Department. He was initially hired as the Assistant Director of Baseball Operations on November 1, 2004. Eppler would eventually be promoted to Director of Professional Scouting (2006-09) and again as the Senior Director of Professional Personnel (2010-11). He finished his fourth season as Yankees Assistant General Manager and first as Vice President in 2015. While assisting General Manager Brian Cashman, his responsibilities included player acquisitions, roster composition & management, staffing & personnel and player contract negotiations. In addition, he oversaw all phases and personnel in the Yankees' Major League and Professional Scouting Departments both domestically and internationally.

Eppler and wife, Catherine, have two sons and reside in south Orange County.

EPPLER'S CAREER TIMELINE

2015-	Angels General Manager	2004-2005	Yankees Assistant Director of Baseball Ops
2015	Yankees Vice President, Assistant General Manager	2003-2004	Rockies Assistant Director of Pro Scouting & Player Development
2012-2014	Yankees Assistant General Manager	2000-2002	Rockies Area Scouting Supervisor (CA)
2010-2011	Yankees Sr. Director of Professional Personnel		
2006-2009	Yankees Director of Professional Scouting		

ANGELS GENERAL MANAGERS

Billy Eppler	Oct. 4, 2015 - Present day	Dan O'Brien	May 1, 1991 - Sept. 17, 1993
Bill Stoneman	July 1, 2015 - Oct. 4, 2015	Mike Port	Sept. 1, 1984 - Apr. 30, 1991
Jerry Dipoto	Oct. 29, 2011 - July 1, 2015	E.J. "Buzzie" Bavasi	Oct. 24, 1977 - Sept. 1, 1984
Tony Reagins	Oct. 16, 2007 - Sept. 30, 2011	Harry Dalton	Oct. 27, 1971 - Oct. 24, 1977
Bill Stoneman	Nov. 1, 1999 - Oct. 16, 2007	Dick Walsh	Oct. 1, 1968 - Oct. 27, 1971
Bill Bavasi	Jan. 12, 1994 - Oct. 1, 1999	Fred Haney	Dec. 8, 1960 - Oct. 1, 1968
Whitey Herzog	Sept. 18, 1993 - Jan. 11, 1994		





STEVE MARTONE ASSISTANT GENERAL MANAGER

Steve Martone (mar-TONE), 39, came to the Angels in 2016 following nine years in baseball operations with the New York Yankees, including the 2009 World Championship campaign. From 2014-15, he served as Yankees Manager of Professional Scouting.

Originally hired by New York in April of 2006 as a Baseball Operations Intern, Martone was promoted to Assistant of Baseball Operations in December that same year. In that capacity, he focused on player tracking & data collection, research for arbitration & grievances as well as technology initiatives. In March of 2014, Martone was promoted to Manager, Professional Scouting where he

dealt with 40-man roster composition, departmental budget, MLB depth charts and targeting of players.

The Houston, TX native graduated from the University of Houston in 2005. Martone and wife, Laura, have three children.



JONATHAN STRANGIO ASSISTANT GENERAL MANAGER

Jonathan Strangio, 31, enters his ninth year with the Angels in 2020, fourth as Assistant General Manager. Following the 2014 season, Strangio moved up to Manager, Major League Operations where his responsibilities included 40-man roster construction, rules and CBA compliance, baseball analytics, salary arbitration and contract negotiation. He joined the Club as a Baseball Operations Intern in 2012 before a promotion to Coordinator, Baseball Operations after the 2012 campaign.

A native of Long Island, NY, Strangio graduated from Harvard University in 2010 where he was a four-year varsity pitcher on the Crimson's baseball team. Upon graduation, he was hired by the New York Mets as a baseball operations intern. Strangio and wife, Alexandra, reside in Los Angeles, CA.



TONY LA RUSSA SENIOR ADVISOR BASEBALL OPERATIONS

Tony La Russa begins his 59th year in professional baseball and first with the Angels, joining the organization this past offseason. In his role, La Russa assists in all areas of Baseball Operations including Major League player evaluations and minor league development.

The Hall of Famer comes to the Halos following two seasons with the Red Sox, serving as their Vice President/Special Assistant to the President of Baseball Operations. Since retiring as a manager in 2011 La Russa has served in various roles throughout baseball. He spent the 2012-13 seasons as Special Assistant to Commissioner Alan H. "Bud" Selig before joining the Arizona Diamondbacks

Baseball Operations Department for the 2014-2017 seasons. La Russa would then go on to join the Red Sox prior to their 2018 World Series Championship campaign.

Elected to the National Baseball Hall of Fame in 2014, La Russa has helped capture four different World Series titles as both a manager and executive (1989, 2006, 2011 and 2018), has been named a BBWAA Manager of the Year four times (1983, 1988, 1992, 2002) and owns a career managerial record of 2,728-2,365 (.536) with the 2,728 wins ranking third on MLB's all-time managerial wins list.



ERIC CHAVEZ

**SPECIAL ASSISTANT
TO THE GENERAL MANAGER**

On October 26, 2015, the Angels hired former American League Gold Glover Eric Chavez (sha-VEZ) as a special assistant to GM Billy Eppler. Chavez's duties include on-field instruction during Spring Training and scouting throughout all levels during the season, similar duties to his previous position with the New York Yankees.

Chavez, 42, retired as a player after the 2014 season and spent 2015 as a special assignment scout under Yankees' General Manager Brian Cashman. Also in 2015, Chavez worked as a part-time color broadcaster for Oakland A's games on Comcast Sportsnet.

Eric played 17 seasons in the big leagues, spending his first 13 with the Athletics after a first round selection in 1996 (10th overall pick). His best years came from 2001-06, where he won six consecutive Gold Glove Awards®, batted .273 and averaged 29 homers & 96 RBI per season. In 2002, he was part of Oakland's historic 20-game win streak and claimed the Silver Slugger Award® that season. His finest campaign came in 2001 hitting .288 with 32 HRs and 114 RBI (.878 OPS). Chavez collected 25+ home runs six times and over 100 RBI on four occasions and is lauded as one of the top third basemen during his tenure.

A native of San Diego, CA, Chavez resides in Paradise Valley, AZ. He has three children (Diego, Dolce and Cruz).



BEN FRANCISCO


**SPECIAL ASSISTANT
TO THE GENERAL MANAGER**

Francisco enters his fifth season in the Angels organization in 2020 and first as Special Assistant to Angels GM Billy Eppler. In his current position, he continues to focus on all scouting elements for the organization with a special focus on the Club's efforts in the upcoming draft. Francisco is also involved with the Club's minor league development efforts as well as international scouting. Prior to his promotion, Francisco spent his first four years (2016-19) in the Angel organization as a pro scout.

A Southern California native, Francisco, 38, was drafted by the Indians in the fifth round of the 2002 draft out of the University of California, Berkley. He made his debut May 1, 2007 and would go on to enjoy a seven-year big league career with the Indians, Phillies, Blue Jays, Astros, Rays and Yankees. Over the course of 563 Major League games, Francisco hit .253 (400/1579) with 50 home runs and 190 RBI, including consecutive 30 doubles/15 home run seasons in 2008 and 2009. The former outfielder would also make three different trips to the postseason, including the 2009 World Series with the Phillies (Yankees would win the series in six games).

Francisco prepped at Servite High School (Anaheim, CA), which sits less than 10 miles from Angel Stadium.





MARCEL LACHEMANN SPECIAL ASSISTANT TO THE GENERAL MANAGER

Marcel Lachemann enters his 53rd season in baseball and seventh as a special assistant to the general manager after rejoining the Club prior to the 2012 campaign. Lachemann was the Club's pitching coach from 1984-92 & 1997-98 and spent two-plus seasons as manager (1994-96).

Prior to rejoining the Angels, Marcel worked in the Colorado Rockies organization, including eight seasons (2004-2011) as a special assistant to the GM. He was also the Rockies Pitching Coach from 2000-01.

The Los Angeles native began his coaching career with the Montreal Expos (1973-75), and then worked as an assistant coach at his alma mater, University of Southern California, before joining the Angels in 1982. He served as pitching coach with the Halos until 1993 when he was named pitching coach of the newly formed Florida Marlins where his brother Rene was managing. In 1994, Lachemann came back to the Angels, replacing Buck Rodgers as manager. Lachemann held the Halos' managerial post until resigning in August 1996 and returned as Angels Pitching Coach under Manager Terry Collins from 1997-98.

Lachemann lettered at USC as a pitcher from 1960-62, helping the Trojans to the 1961 College World Series title. He pitched in parts of three seasons with Oakland (1969-71), going 7-4 with a 3.44 ERA in 70 appearances. Additionally, Lachemann has been with USA Baseball since 1999, serving as pitching coach on the 2006, 2009 and 2013 World Baseball Classic teams. During the 2013 offseason, Lachemann was named Team USA's bullpen and co-pitching Coach for the 2013 World Baseball Classic by manager Joe Torre. The former Halo manager teamed up with four-time Cy Young Award winner Greg Maddux to handle the Team USA pitching staff.

His brother Bill is the Angels Special Assignment Catching Coordinator. Marcel and his wife, Sue, live in Nipomo, CA.



ANDREW BALL DIRECTOR, BASEBALL OPERATIONS

Andrew Ball, 31, enters his fourth season with the Angels in 2020 as Director of Baseball Operations. In his role, Ball is involved in all areas of baseball operations with a focus on Major League roster management, player contracts, player procurement and salary arbitration.

Ball came to the Angels after three seasons in the Baseball Operations Department of the Tampa Bay Rays. Initially hired as an Advance Scouting Intern, he was promoted to Baseball Operations Assistant in October of 2014 and to Assistant Director, Pro Scouting in September of 2016. Prior to that, Ball got his start in baseball operations with the York Revolution, an independent team in the Atlantic League. During his tenure, York captured the 2011 Atlantic League Championship and saw 14 players signed by affiliated organizations.

A native of Orwigsburg, PA, Ball attended Gwynedd-Mercy College where he graduated with a business degree and pitched for the Griffins' baseball team. He currently resides in Newport Beach.



KEVIN FERRIS

DIRECTOR, QUANTITATIVE ANALYSIS

Kevin Ferris embarks on his second season as the Club's Director of Quantitative Analysis. He joined the Halos prior to the 2019 season after serving as a research and development assistant in the Tampa Bay Rays' Analytics Department from 2015-2018. In his current role, Ferris will work closely with GM Billy Eppler and the baseball operations staff focusing on a variety of analytical initiatives and statistical modeling.

Ferris, 29, grew up in Montana and earned both a bachelor of science (mathematics & science) and a master's degree (statistics) from Montana State University-Bozeman. He also worked at the university as a graduate teaching assistant (Aug. 2013 - May 2015).

Before graduation in 2015, Ferris spent time as an intern for NASA's Jet Propulsion Laboratory (JPL) in Pasadena, CA during the summer of 2012. In 2014, he got his start in Major League Baseball as a Baseball Operations Intern for the Philadelphia Phillies.



CARLOS GOMEZ

DIRECTOR, INTERNATIONAL SCOUTING

Carlos Gomez enters his eighth campaign as the Angels Director of International Scouting. The Puerto Rican native leads the Halos' amateur scouting efforts in Latin America, Asia and Europe. Part of Gomez's focus centers around the Club's Dominican complex in Boca Chica, DR (Academia de Abel Garcia).

Gomez served as the Arizona Diamondbacks International Scouting Director from 2011-12 after joining the organization as a pro scout following the 2007

season.

A former right-handed pitcher, Gomez prepped at Academia del Perpetuo Socorro in San Juan, PR and played four years collegiately (1998-2001) at Purdue University (IN). Upon graduation with a bachelor's degree in industrial engineering, Carlos pitched for three seasons in the Independent League (2002-04) in Illinois, Pennsylvania and New Jersey. Gomez compiled a 2-2 mark with three saves and a 4.25 ERA in 56 IP relief outings. He also played for Caguas in the Puerto Rican Winter League from 2003-04.

Carlos and wife, Maggie, reside in Orlando, FL.



NATE HOROWITZ

DIRECTOR, PROFESSIONAL SCOUTING

Nate Horowitz was promoted to his current role in October of 2016. Horowitz oversees the day-to-day operations of the pro scouting department, and advises the office of the general manager on all matters of player acquisition. He previously worked in amateur scouting, where he assisted in the management of the draft process.

Horowitz, 31, began his baseball career in 2011 as an intern in the baseball operations department of the Arizona Diamondbacks, focusing on advance scouting, the amateur draft, and the arbitration process. In 2010, Nate served as the 16U National Team Coordinator for USA Baseball in Durham, NC. The Newton, MA native received his bachelor's degree in economics in 2010 from the University of North Carolina at Chapel Hill. Nate lives in Aliso Viejo with his wife, Jacki, and daughter, Everly.



MIKE LACASSA

DIRECTOR, MINOR LEAGUE OPERATIONS

Mike LaCassa enters his ninth season with the Angels organization and his fifth as Director of Minor League Operations. In this role, he oversees all aspects of the farm system, collaborates between the scouting and player development staffs and provides evaluations to the office of the general manager.

LaCassa, 33, began his baseball career in 2009 in the Baseball Operations department of the Milwaukee Brewers, with his involvement focused on advance scouting. He then moved on to the Texas Rangers in January of 2010 as a Player Development assistant, where he ran the Club's Arizona operations at their Spring Training complex in Surprise, AZ. In December of 2011, LaCassa joined the Angels as Manager of Minor League Operations, tasked with handling the day-to-day logistics pertaining to player development. He was later promoted to Angels Assistant Director of Player Development before his current appointment.

A native of Glenview, IL, LaCassa graduated from the University of Illinois at Urbana-Champaign in 2008. Mike, wife Marie, and daughter Katherine reside in Mission Viejo, CA.



MATT SWANSON

DIRECTOR, SCOUTING

Matt Swanson enters his fourth campaign with the Angels after serving as the St. Louis Cardinals' Midwest Crosschecker for three seasons (2014-16). He was the Cardinals' Northern California Area and Pacific Northwest Area Scout for five years prior to being promoted to crosschecker. During his tenure with St. Louis, he was the signing scout for big leaguers Stephen Piscotty, Marco Gonzales, Kolten Wong and Kyle Barraclough, among others.

Swanson, 37, pitched professionally as a reliever for the Pittsburgh Pirates farm system from 2005-07, compiling 10 wins, a 3.93 ERA and 32 saves in 108 career games. He was selected by the Pirates in the 13th round of the 2005 June Amateur Draft out of the University of California, Berkeley.

During his time with Cal (2001-05), he became a key bullpen fixture as a junior and emerged as a senior, posting a 1.66 ERA in just under 50 innings in his final collegiate campaign. The 2005 Cal team included future big leaguers Brennan Bosch, Allen Craig, Brandon Morrow and Josh Satin.

A native of Los Gatos, CA, Swanson and his wife, Sara, reside in Texas with their two daughters, Abigail and Leah, and son, Luke.



RIC WILSON

SPECIAL ASSIGNMENT SCOUT

2020 represents Ric Wilson's 18th season in the Halo organization and his fourth as a special assignment scout. In his role, Wilson works closely with the baseball operations department on a variety of scouting aspects.

From 2010 through 2016, Wilson was the Club's scouting director after previously serving as the Angels' National Crosschecker from 2003-10. Prior to joining the Halos, he spent 11 years in the Milwaukee Brewers organization as an Area Scout (1992-94), Southwest Supervisor (1994-95) and West Coast Supervisor (1996-2002).

A former catcher, Wilson is a lifetime baseball man. He was a junior college All-American at Mesa Community College (1978-79) and played for two seasons at Arizona State University (1980-81). He was a member of the Sun Devils' 1981 National Championship team and was drafted by Seattle in the first round (secondary phase) of the 1981 MLB Draft. He spent six seasons (1981-86) in the Mariners' farm system.

Wilson and his wife, Shelly, have three children, Lisette (35), Ricky (32) and Abby (31). The couple resides in Chandler, AZ.



BERNARD LI

**DIRECTOR,
SPORTS SCIENCE & PERFORMANCE/
HEAD PHYSICAL THERAPIST**

Bernard Li begins his 10th season with the Angels, fourth as Director of Sports Science & Performance/Head Physical Therapist. In his role, he leads the Angels Player Performance Department supervising athletic medicine, strength and conditioning and sports nutrition. He also serves as Adjunct Faculty at the University of Southern California's Division of Bio-kinesiology and Physical Therapy Department.

Li received his Bachelor of Science in Physiology with a minor in Exercise and Health Science from UC Santa Barbara and obtained his Doctorate of Physical Therapy at the University of Southern California. Li continued to distinguish himself by completing an orthopedic residency to obtain a Graduate Certificate in Orthopedic Physical Therapy at USC the following year.

He is double board certified by the American Board of Physical Therapy Specialties, both as an Orthopedic Clinical Specialist and a Sports Clinical Specialist. He is a member of the Orthopedic Section and the Sports Section of the American Physical Therapy Association. In addition, Li is a licensed athletic trainer.

Li has lectured on numerous topics that include therapeutic exercise, shoulder assessment, hamstring preventive programs and hip rehabilitation, and has published several journal articles and book chapters.

He resides in Playa Vista, California with his wife, Rachel.



RYAN CROTIN

**DIRECTOR,
PERFORMANCE INTEGRATION**

Ryan Crotin is in his fourth season with the Angels, second as the Director of Performance Integration. In his role, Ryan delivers organizational strategies and ensures that the organization executes a thorough process in monitoring athletes, communicating interdepartmentally and implementing an evidence-based performance plan to serve players' competitive needs. In the previous two seasons, Crotin held the position of Player Performance Coordinator overseeing the minor league strength and conditioning platform, contributing to sport science efforts and amateur player procurement.

Prior to joining the Angels, Ryan was a post-doctoral fellow for Penn Medicine in the Department of Orthopedic Surgery at the University of Pennsylvania in Philadelphia, PA. There, he was a major contributor in developing the Penn Throwing Clinic, a research and public biomechanics offering designed to assess the pitching delivery and orthopedic functionality from youth level athletes to professional ranks.

Crotin received his doctoral degree in Exercise Science with a dual concentration in Exercise Physiology and Biomechanics. Ryan has authored peer-reviewed publications related to baseball training methodology, biomechanical compensation in pitchers, physical size influences on performance, workload metrics and injury epidemiology. Ryan is also credentialed by the National Strength and Conditioning Association (NSCA) as a Certified Strength and Conditioning Specialist (CSCS) and has been a strength coach for 13 years.

His greatest accomplishment to date is being married to the former Samantha Belin and being the proud father of his sons, Casey and Cameron Crotin. He resides with his family in Phoenix, Arizona.





ADAM NEVALA

**HEAD CERTIFIED
ATHLETIC TRAINER**

A member of the organization since 1998, Adam Nevala (NEV-uh-luh) begins his 10th season as the Angels Head Certified Athletic Trainer. He was promoted prior to the 2011 campaign after six seasons with Angels as an assistant athletic trainer. Nevala was selected as a member of the training staff for the American League for the 2015 All-Star Game in Cincinnati.

Prior to working at the Major League level, he spent six seasons as head athletic trainer for various Angels affiliates, including Salt Lake (AAA) from 2003-2004, Arkansas (AA) in 2002, Rancho Cucamonga (A) in 2001, Lake Elsinore (A) in 2000 and Cedar Rapids (A) in 1999. Nevala also gained experience serving as the assistant athletic trainer and clubhouse manager for the Angels Rookie-Level Butte Copper Kings in 1998.

The Virginia, MN native is a member of the Professional Baseball Athletic Trainers Society (PBATS). Nevala attended Arizona State University, receiving his degree in exercise science and physical education in 1997. He earned his master's degree in rehabilitation science at California University of Pennsylvania in 2007.

The 44 year-old Nevala, wife, Tina, and son, Jackson, reside in Irvine, CA.



LEE FIOCCHI

**HEAD STRENGTH &
CONDITIONING COACH**

Lee Fiocchi (FEE-oh-KEY) is in his fourth season as the Angels Head Strength & Conditioning Coach. Prior to joining the Halos, Fiocchi worked on the University of Houston's baseball staff as Head Athletic Development Coach (2013-16). He is also the founder and director of Dynamic Sports Training (DST) in Houston, Texas.

Before starting DST, Lee worked and trained under world-renowned performance specialist Pete Bommarito in Davie, FL. Lee was the Director of Major League Baseball off-season training, creating immediate success for several MLB players and was an integral part of the 2007 and 2008 NFL Combine Prep strength program.

Lee has trained over 50 MLB players, over 100 NFL players, prepared over 100 players for the NFL combine and trained the US Olympic Sailing Team during the 2008-2012 Quadrennial.

A native of Hermiston, Oregon, Fiocchi graduated from Eastern Illinois University in 2004 with a B.S. in physical education. Lee is supported by wife, Crystal, and his two girls, Alana and Alexa.



SEAN JOHNSON

**PHYSICAL THERAPIST/
ASST. STRENGTH & CONDITIONING COACH**

Sean Johnson is in his fourth season with the Angels as Physical Therapist and Assistant Strength & Conditioning Coach. Prior to joining the Angels, Sean practiced at the University of Southern California's Physical Therapy Associates faculty practice. Johnson is a Board Certified Orthopaedic Clinical Specialist and a member of the American Physical Therapy Association (APTA).

Johnson spent the first six years of his professional career teaching within USC's Physical Therapy program. He continues to serve as a primary mentor with the Orthopaedic Residency Program and Sports Residency Program for Physical Therapy. He previously taught Musculoskeletal Examination labs for the Introduction to Clinical Medicine courses for USC's Keck School of Medicine.

Sean also serves as one of USC's primary instructors within the Division of Biokinesiology and Physical Therapy's Orthopaedic Physical Therapy Boot Camp. In 2014 and 2016, Sean taught as clinic faculty at the Kenya Medical Training College Higher Diploma Program (sponsored by Richard Jackson, PT, DPT, OCS and Jackson Clinics). He taught lower back pain treatments in Nairobi, Kenya to physiotherapists working towards their advance physical therapy diploma.

Johnson is highly involved within the California Physical Therapy Association (CPTA) serving as Director on the California Physical Therapy Association's Board of Directors. He received his Clinical Doctorate degree in physical therapy and residency trained in Orthopedics at USC. He received a Bachelor of Science as well as a Bachelor of Exercise Science at the University of Sioux Falls where he also played outside linebacker for the football team.

Sean currently resides in Alhambra, CA and is active in Krav Maga martial arts.



ADAM AUER

**ASSISTANT STRENGTH &
CONDITIONING COACH**

Adam Auer (pronounced like 'hour') enters his second season with the Angels as Assistant Strength & Conditioning Coach at the Major League level. Over the previous five campaigns, he served in the same capacity in the Club's minor league system. Auer worked with the Salt Lake Bees (AAA) in 2018 and the Mobile BayBears (AA) for 2017. He has also spent time in the LAA system in Arkansas (AA) in 2016 and two years (2014-15) with Burlington (A).

Prior to joining the Angel organization, Auer was a teacher and coach for five years at the high school and college levels. He was a catcher at Cerro Coso Community College (CA), and Colorado State University – Pueblo where he completed BS degrees in Exercise Science & Health Promotion, as well as in Sociology.

A native of Waterloo, Ontario, Canada, Auer is a Certified Strength and Conditioning Specialist (CSCS), a Registered Strength and Conditioning Coach (RSCC) and earned his USA Weightlifting Certification (USA-W) during the off-season. He is currently working to become a Registered Dietician (RD).





ERIC MUNSON

**ASSISTANT CERTIFIED
ATHLETIC TRAINER**

Eric Munson, 40, joined the Angels Major League Athletic Training Staff in 2017 as an Assistant Athletic Trainer. He spent seven seasons with the Angels' affiliates and served as the Minor League Rehabilitation Coordinator for five years prior to joining the big league club.

Munson served as the head athletic trainer in Double-A Arkansas (2008-10), Single-A Rancho Cucamonga (2007), Single-A Cedar Rapids (2005-06, 2011) and has served as the Angels' Minor League Rehab Coordinator based in Tempe (2012-16). Prior to joining the Angels organization, he worked as the Head Athletic Trainer and Strength & Conditioning Coach for the Cedar Rapids Roughriders for the 2004-05 season as part of the United States Hockey League.

A native of Kenmare, ND, Munson, received his Bachelor of Science degree in Athletic Training from North Dakota State University in 2004. Eric, his wife, Leslie, and daughter, Nora, reside in Arizona.



RICK SMITH

**ATHLETIC TRAINING
SERVICES COORDINATOR**

Rick Smith begins his 45th season with the organization, 43rd at the big league level. Smith enters his fourth campaign in his role after 39 years as an Angels Certified Athletic Trainer. Smith previously served as the Head Athletic Trainer for the El Paso Diablos, an Angels' Double-A affiliate, before moving to the Major Leagues in 1978.

On August 3, 2002, Smith was honored in a pregame ceremony for his 25 years of service with the Angels. He has served as an American League Athletic Trainer for the All-Star Games in 1984, 1989 and 1997. Smith was also an integral part of the group honored with the Major League Athletic Training Staff of the Year Award for the 1998 season. The award is voted on by the Professional Baseball Athletic Trainers Society (PBATS).

The El Paso, TX native was inducted into the El Paso Baseball Hall of Fame on November 6, 2007 as part of the 20-year anniversary of the Hall of Fame. Former Angels Larry "Moose" Stubing, Ken Schrom and Jack Harris are also members of the El Paso Hall of Fame.

Smith began his career as a Student Athletic Trainer for the University of Texas-El Paso athletic teams from 1971 until graduating in 1975. He is a member of the Professional Baseball Athletic Trainers Society (PBATS), National Athletic Trainers' Association (NATA) and the California and Texas State Trainers Associations. Smith is a regular supporter of the Child Abuse Prevention Center in Orange, CA.

Smith, 67, attended Eastwood High School in El Paso, TX. He and his wife, Janell, have one son, Karcher, and reside in Santa Ana, CA. The family welcomed grandson, Rocco, in 2017.

RICK SMITH BY THE NUMBERS


Some interesting figures during Rick Smith's tenure with the Angels...

809 - Number of Angels players

16 - Number of Angels managers

73 - Number of Angels coaches

Smith has worked approx. 7,500 games in his career (includes spring training, regular season and playoffs)





TIM BUSS

QUALITY ASSURANCE COACH

Known as the "Vice President of Stuff," Tim Buss joins the Angels in 2020 following 18 seasons (2001-19) as the Head Strength and Conditioning Coach for the Chicago Cubs. During his 18-year tenure, he worked under Cubs managers Don Baylor, Dusty Baker, Mike Quade, Dale Sveum, Rick Renteria and most recently Joe Maddon. Prior to getting the Major League strength position with the Cubs, Buss spent the 2000 season working in the Dodgers organization as Strength and Conditioning Coach for Single-A San Bernardino and the Dodgers' Instructional League team. Buss began his career in professional baseball in the 1998 and 1999 seasons with the Cubs spring and Instructional League camps as well as strength and conditioning coach at Triple-A Iowa.

Buss is a member of the National Strength and Conditioning Association and the International Fitness Professionals Association. He received his associate degree from Ellsworth Community College in Iowa Falls, IA and a bachelor's degree in physical education from Iowa Wesleyan College.



YOICHI TERADA

MASSAGE THERAPIST

Yoichi (yo-EACH-ee) Terada (ter-AH-duh) enters his 10th season with the Halos in 2020. In his role, Terada works daily with players and staff using touch to manipulate the soft tissues of the body. In 2016, Terada was selected to work on the A.L. training staff for the All-Star Game at Petco Park in San Diego.

With massage therapy, he relieves pain, assists in rehabilitation of injuries, improves circulation and aids in the general wellness of players. Additionally, he assists with English translation during Japanese media

interviews with the Angels.

Terada joined the Club in 2011 as a Japanese interpreter/personal massage therapist for pitcher Hisanori Takahashi. In 2013, he was named as the team's massage therapist.

Born and raised in Shizuoka, Japan, Terada graduated from Fresno State University with a degree in sports medicine. Yoichi and wife, Maki, have three children and reside in Fountain Valley.



WILL LENZNER

DIRECTOR, MENTAL CONDITIONING

Will Lenzner enters his third campaign as the Angels Mental Conditioning Coach. Before joining the Halos, he served in the same capacity with the New York Mets for two seasons (2016-17). A native of Washington, D.C. Lenzner broke into the big leagues in 2015 as the Seattle Mariners Mental Skills Coach in their player development department.

In 2014, Lenzner worked as a consultant with the U.S. Army as a Mental Performance Specialist. Additionally, he was a performance consultant for American Top Team Mixed Martial Arts from 2012-14.

Lenzner started his professional career as Director of Mental Conditioning for the Evert Tennis Academy from 2011-12. He received his B.A. in Psychology from Pitzer College (Los Angeles, CA) and a master's in Sports Psychology from John F. Kennedy University (Pleasant Hill, CA).



JOHN ITAMURA, M.D.

**TEAM
ORTHOPEDIC SURGEON**

John Itamura, M.D., is a Board Certified Orthopaedic Surgeon at the Kerlan Jobe Institute/ Cedars Sinai Medical Center at The White Memorial Medical Center. He specializes in open and arthroscopic reconstruction of the shoulder for shoulder instability and the rotator cuff, disorders of the sternoclavicular and acromioclavicular joints, pathology of the biceps, primary and revision arthroplasty of the shoulder and elbow and the treatment of complex periarticular fractures of the shoulder and elbow.

Dr. Itamura is a native of Los Angeles and earned his Bachelor of Science from the University of Southern California in 1985. He graduated from the University of Southern California School of Medicine in 1989. He completed his Residency in Orthopaedic Surgery in 1989 at the University of Southern California. In 1995 he completed a Fellowship in Shoulder and Elbow Surgery at the WB Carrell Clinic in Dallas, Texas. In 1995 he was full-time faculty on the Upper Extremity Trauma and Sports Services at Keck School of Medicine at the University of Southern California. In the fall of 1997, he took a sabbatical in Upper Extremity Reconstruction at the Massachusetts General Hospital. He was an active member of the Sports and Hand and Upper Extremity Fellowship Program. In 2011, Dr. Itamura joined the Kerlan Jobe Institute. He is the Director of the Shoulder and Elbow Fellowship, and an active member of the Sports Fellowship faculty. He is an active researcher and has published numerous peer and non-peer reviewed papers and book chapters. He regularly lectures locally, regionally, nationally and internationally, and serves as a peer reviewer for numerous Orthopedic journals.

He is a member of the American Academy of Orthopaedic Surgeons (AAOS), The Wilson Bost Society, and the American Shoulder and Elbow Surgeons (ASES)

This is his first season with the Los Angeles Angels. He has served a number of professional, collegiate and high school athletic teams, including the Los Angeles Dodgers, University of Southern California and California State University, Los Angeles.



CRAIG MILHOUSE, M.D.

TEAM PHYSICIAN

2019 represents the 26th season as the Angels Team Physician for Dr. Craig Milhouse. Dr. Milhouse's current professional duties also include his private practice in internal and athletic medicine in Orange, CA and as a medical consultant/physician for the Fullerton Junior College Athletic Department. He previously worked for 10 years at the Kerlan-Jobe Orthopedic Clinic in Anaheim, CA.

A native of Detroit, MI, Dr. Milhouse received his bachelor of science degree from the University of Michigan in 1976 and medical degree from Wayne State University School of Medicine in 1980. He completed his medicine/surgery internship at St. John's Hospital in Detroit (1980-81) and his internal medicine residency at Huntington Memorial Hospital in Pasadena, CA (1981-84). Dr. Milhouse served his sports medicine fellowship at the Kerlan-Jobe Orthopedic Clinic in Inglewood, CA (1990-91) and received his board certification in internal medicine in 1984.

Dr. Milhouse has worked as a team physician/medical consultant for several local sports organizations, including the Anaheim Ducks & Honda Center (1993-2015), Los Angeles Rams (1993-95), University of Southern California (1988-93), Occidental College (1992-93), Anaheim Bullfrogs, Anaheim Piranhas and Anaheim Splash. In 2003, Dr. Milhouse served as the Medical Director for the World Gymnastics Championships and was a voluntary member of the Tournament of Roses for over 25 years. He and wife, Pamela, have two sons, Jonathan and Alex. In 2016, they became grandparents with the birth of grandson, Jaxon Ryan.



BRIAN SCHULZ, M.D. TEAM ORTHOPEDIC PHYSICIAN

Brian Schulz, M.D. is an orthopedic surgeon out of the Kerlan-Jobe Clinic specializing in ligament, meniscus, and cartilage injuries of the knee, shoulder instability and labral tears, rotator cuff injuries, Tommy John surgery, shoulder reconstruction, upper and lower extremity fracture management, and advanced arthroscopic and open surgical techniques for sports-related injuries of the shoulder, elbow, hip and knee.

Dr. Schulz began his studies at the University of Kentucky and earned a bachelor of science degree in biology, before going on to medical school at the University of Louisville School of Medicine in Louisville, KY. He completed his residency at Columbia University Medical Center/New York-Presbyterian Hospital, where he was Administrative Chief Resident. Dr. Schulz went on to train as a Kerlan-Jobe Sports Medicine Fellow and is an active researcher, publishing multiple papers and book chapters.

He is a member of the American Academy of Orthopedic Surgeons (AAOS), American Orthopedic Society for Sports Medicine (AOSSM), Arthroscopy Association of North America (AANA), and the American Orthopedic Association (AOA) Emerging Leaders Program.

2019 marks the third season with the Angels for Dr. Schulz. He has been a consultant for a variety of professional, collegiate and high school athletic teams, including the Los Angeles Dodgers, Anaheim Ducks, Los Angeles Kings, Los Angeles Lakers, Los Angeles Sparks, Los Angeles KISS, West Los Angeles College and Fullerton College.



STEVE YOON, M.D. TEAM ORTHOPEDIC PHYSICIAN

Steve Yoon, M.D. joined the Angels in 2017 as a Team Orthopedic Physician. He is the Director of Orthobiologics at the Kerlan-Jobe Orthopaedic Clinic and specializes in advanced non-surgical biologic treatments for sports injuries and degenerative joint disease. He also specializes in the use of image-guided and minimally invasive techniques for many orthopedic conditions.

Dr. Yoon is a consultant to many athletes throughout the NBA, MLB, NFL and NHL in addition to other organizations including the United States Tennis Association (USTA), PGA and LPGA tour, and Team USA for both the Summer and Winter Olympics. He is also a consultant with several local teams including the Los Angeles Lakers, Los Angeles Clippers, Los Angeles Rams, Los Angeles Dodgers, Los Angeles Kings, Anaheim Ducks, Los Angeles Sparks and the Loyola Marymount University Athletic Department.

Upon earning his medical doctorate within his home state at the University of Alabama, Dr. Yoon completed his residency at the NYU Medical Center and Hospital for Joint Disease, where he was named Chief Resident. He followed his residency with a subspecialty fellowship and board certification in interventional pain medicine at the UCLA Medical Center.

Dr. Yoon's work with professional athletes has been recognized in many media outlets including the *Los Angeles Times*, *Sports Illustrated*, CNN and ESPN. He is a member of the Major League Baseball Team Physicians Association (MLBTPA), American Orthopedic Society for Sports Medicine (AOSSM) and American Academy of Physical Medicine and Rehabilitation (AAPMR). Dr. Yoon continues to be published in journals and book chapters as well as lecture regionally and nationally.





CARLOS UQUILLAS, M.D. **TEAM ORTHOPEDIC PHYSICIAN**

Carlos Uquillas, M.D. who joined the Angels in 2020, is an orthopedic surgeon out of the Kerlan-Jobe Clinic specializing in Adult and Pediatric Sports Medicine. He specializes in injuries of the knee, shoulder and elbow, joint preservation surgery and fracture care. He uses advanced arthroscopic and open surgical techniques for sports-related injuries of the shoulder, elbow, hip and knee. He is an expert among his peers in musculoskeletal injuries in children as it relates to the knee, hip, elbow and shoulder as well as the surgical and nonsurgical treatment options

for these conditions. Dr. Uquillas has previously served as team physician and consultant for the Los Angeles Dodgers and Los Angeles Kings.

Dr. Uquillas is a regular contributor to medical research and education, having authored multiple publications, book chapters and lectures. He is a member of the American Academy of Orthopedic Surgeons, American Orthopedic Society for Sports Medicine, Pediatric Research in Sports Medicine Society and the Arthroscopy Associations of North America. He currently teaches residents and fellows on best practices within Sports Medicine.

After graduating Magna Cum Laude and receiving his undergraduate degree in Biochemistry and Molecular Biology from the University of Maryland-Baltimore County, Dr. Uquillas earned his medical degree from Stanford University School of Medicine. He completed a residency in Orthopedic Surgery at New York University Langone Medical Center and Hospital for Joint Diseases, where he received the Eleanor Kauffman Award for Research in Pediatric Orthopaedic Surgery. He then completed two fellowships, one in Sports Medicine through the Kerlan Jobe Orthopaedic Clinic and another in Pediatric Orthopedic Surgery through the Children's Hospital in Los Angeles.

FRONT OFFICE



ABOUT THE RALLY MONKEY

BORN: June 6th, 2000

GAME VS: San Francisco Giants

ORIGIN: With the Angels trailing 3-0 in the sixth inning of a game against the San Francisco Giants (June 6, 2000), the Angels' game presentation staff spontaneously created the Rally Monkey phenomenon. Here's how: The entertainment staff members had a video clip of a monkey jumping up and down in their stock footage and, on the spur of the moment, decided to put the words "Rally Monkey" over the clip and show it on the Jumbotron. After showing the clip, the Angels rallied for a run, so the clip was shown again when the Angels were up in the seventh and eighth innings. In the ninth inning, with the Giants ahead, 5-4, the Giants brought in their closer Robb Nen. The Rally Monkey clip was repeated several more times in the ninth and the Angels rallied to beat the Giants, 6-5.

RULES: Rally Monkey etiquette requires that the video is only displayed in the sixth-inning-or-later with the game tied or the Angels behind.





KEITH TARTER

MAJOR LEAGUE EQUIPMENT & HOME CLUB HOUSE MANAGER

In his 29th season in the organization, 2019 marks Keith's ninth consecutive year as the Angels' Equipment & Home Clubhouse Manager. He first joined the organization in 1991, serving as a batboy for three seasons (1991-93), before advancing to the clubhouse staff in 1994. After serving as the Angels Assistant Equipment Manager for 15 seasons, he was promoted to his current position in November 2009.

An Anaheim, CA native, Tarter graduated from Katella High School. He attended Rancho Santiago Community College (Santa Ana, CA) before studying landscape design at Fullerton Community College (Fullerton, CA).

Tarter and his wife, Lisa, reside in Corona, CA with twins, Kash and Emma.



BRETT CRANE

VISITING CLUBHOUSE MANAGER

Brett Crane enters his 20th season in the Angels organization and first as Visiting Clubhouse Manager where he oversees clubhouse accommodations for opponents at Angel Stadium.

Prior to his promotion, Crane spent the previous seven seasons as the Club's Manager of Arizona Operations and Minor League Equipment. In that role, he oversaw the day to day operations of the Club's Tempe facility. He joined the Tempe staff following five seasons (2008-12) working in various capacities with the organization's Single-A affiliate in Orem, UT, including two seasons (2011-12) as the General Manager. During the 2006 and 2007 seasons, Crane would oversee the visiting clubhouse for Triple-A Salt Lake. He would initially join the Angels organization in 2001 and worked for the former Provo Angels and Orem Owlz in different roles up through the 2005 campaign.

A Utah native, Crane and his wife, Kami, have one son, Bennett and reside in Chandler, AZ.



SHANE DEMMITT

ASSISTANT EQUIPMENT MANAGER

Shane began a career in baseball in 1995 working in stadium operations for the Toronto Blue Jays' Class-A affiliate in the South Atlantic League (SAL). He then joined stadium operations at Tempe Diablo Stadium (AZ) in 1997 and the Angels Major League Club as a Clubhouse Attendant in 2004. Demmitt was promoted to Angels Assistant Equipment Manager after the 2009 campaign.

A native of Maryland, he has a Bachelor of Science degree in sports management from West Virginia University and a Juris Doctor degree from Loyola Law School. In February 2012, Demmitt was a contestant on MLB Network's game show *Baseball IQ* and ultimately won the competition, raising \$45,000 in prize money for the Angels Baseball Foundation. He resides in Irvine, CA and has been a member of the California State Bar since 2002.





2020 FRONT OFFICE

FRONT OFFICE



MIKE ABRAHAM
Group Sales Manager



LILLEA ACASIO
Scholarship Programs and
Marketing Coordinator



RICHARD ANDERSON
Assistant Director,
Quantitative Analysis



JOSE ANDRADE
Security Host



DANIEL ANGULO
Asset Coordinator



NYCHOLE ANTILLON
Ticket Sales
Coordinator



ZAC APPLAGATE
Engineer



MATT ASATO
Accountant



RYAN BAILEY
Senior Baseball Systems
Developer



SUE BASSETT
Controller



NATHAN BAUTISTA
Senior Manager,
Stadium Operations



PEGGY BERRO-MORALES
Coordinator,
Baseball Administration



MATT BIRCH
Manager,
Communications



RANDY BISHOPP
Painter



SHEILA BRAZELTON
Senior Manager,
Ticket Operations



KEVIN BRICE
Analyst,
Quantitative Analysis



PETER BULL
Director, Entertainment
and Production



ADAM CALI
Manager, Foundation and
Community Initiatives



CARLOS CAMPOS
Manager,
Stadium Operations



AMANDA CASSELLA
Premium Client
Service Representative



MAYRA CASTRO
Human Resources
Manager



AL CASTRO
Director,
Information Services



CHEYENNE CATLI
Special Events
Coordinator



CHRIS CAVISH
Account Executive,
Group Sales



KATRINA CEBALLOS
Payroll Coordinator



ALEX CERVANTES
Skilled Craftsman



CALVIN CHING
Director,
Stadium Operations



ADAM CHODZKO
Director,
Communications



JONATHAN CHODZKO
Account Executive,
Business Development



CHRIS COMBS
Account Manager,
Group Sales



SCOTT COOMES
HVAC Technician



BRANDON COSIO
Ticket Services Manager



ELLEN CROOKS
Ticket Services
Representative



LAUREN DAHL
Premium Client
Service Representative



KARLA DAVENPORT
Ticket Sales
Office Coordinator



MATTHEW DE MARTE
Assistant,
Baseball Strategy and
Advance Scouting

2020 FRONT OFFICE



FRONT OFFICE



PEDRO DEL CASTILLO
Senior Housekeeping
Supervisor



TOM DETEMPLE
Senior Director, Ticket
Operations and Services



AIDAN DONOVAN
Coordinator,
Amateur Scouting



COLE DRAGON
Production
Coordinator



AARON DRAGONMIR
Director, Premium
Sales and Services



RENE ESCARCEGA
Purchasing Assistant



JORDAN ESSWEIN
Manager,
Video Production



JJ EVANS
Manager,
Business Analytics



MIKE FACH
Senior Director,
Business Development



NEIL FARISS
Senior Manager,
Network Infrastructure



DANNY FARRIS
Manager, Social Media and
Digital Communications



GIOVENI FIGUEROA
Ticket Services
Representative



ASHLEY FLECK
Account Executive



JARED FLORIN
Senior Account
Manager, Premium Sales



ROY GALAZ
Skilled Craftsman



MIKE GALLANT
Help Desk Support
Assistant



MADISON GARCIA
Special Events
Coordinator



SETH GLANTZ
Director, Baseball
Systems Development



EDDIE GOMEZ
Senior Account
Manager, Premium Sales



PHIL GURULE
Senior Account
Manager, Group Sales



JAMES HASKINS
Security Host



CLANCY HOLLIGAN
Ticket Operations
Representative



ADAM HUNT
Manager,
Video Operations



JONATHAN JAGDHARRY
Baseball Systems
Developers



JENNIFER JEANBLANC
Financial Operations
Manager



MATTHEW JOHNSON
Assistants,
Quantitative Analysis



DEBORAH JOHNSTON
Director,
Human Resources



TRIGIA KAMI
Graphic Designer



HAYDEN KEOWN
Business Analyst



AYSHLEE KOONTZ
Account Executive,
Group Sales



BOBBY KOWAN
Director,
Partnership Services



JONAH KROP
Assistant,
Quantitative Analysis



ANDRÉA LA POINTE
Assistant, Minor League
Operations



GREG LAESCH
Assistant Groundskeeper



NICK LAMPE
Coordinator,
International and
Pro Scouting



CIERRA LANE
Account Manager,
Group Sales



2020 FRONT OFFICE

FRONT OFFICE



VERONICA LEE
Manager, Special Events
and Services



JEFF LEUENBERGER
Business Development
Manager



ARON LINVILLE
Technical Services
Manager



BARNEY LOPAS
Field/Ground
Maintenance Manager



ROBERT MACCHIAVELLO
Electrician



MARK MACIAS
Security Manager



ANDREW MACK
Assistant Director,
Baseball Operations




PAUL MAGINNES
Account Manager,
Business Development



SAM MAIDA
Director,
Ballpark Operations



REYNA MANCILLA
Human Resources
Coordinator



JONATHAN MARTIN
Skilled Craftsman



LISA MARTINEZ
Ticket Operations
Representative



JAMES MCGEE
Account Manager,
Premium Sales



RILEY MCGOVERN
Baseball Systems
Developers



KYLIE MCMANUS
Accountant



GRACE MCNAMEE
Manager,
Communications



RYAN MENDOZA
Equipment
Mechanic



JAIME MERINO
Painter



JAKE MILLER
Account Executive,
Group Sales



CARMEN MISPAGEL
Administrative
Assistant, Facilities



DOMINIC MITRANO
Graphic Designer



ANDIE MITSUDA
Manager,
Partnership Services



RUBEN MONTANO JR.
Video Coordinator



JENNIFER MORAN
Client Services Manager



CHRIS MOSCH
Coordinator, Minor
League Operations



KAYLIN MUCHICHWA
Account Executive,
Group Sales



DOUG MYLOWE
Director, Finance



RAY NELLS
Custodial Supervisor



TAYLOR NESTRA
Client Services
Representative



DAVID NEUMANN
Inside Sales Manager




ABBI NEWTON
Client Services
Representative



NNEDY OBIWURI
Coordinator,
Community Relations



TYLER OGAWA
Housekeeping and
Purchasing Supervisor



BLAINE OHIGASHI
Team Photographer



RJ ORUSCO
Account Executive,
Group Sales



MANDI ORTIZ
Marketing and
Entertainment Coordinator

2020 FRONT OFFICE



FRONT OFFICE



ADAM OVERGAARD
Senior Account Manager



JOSE PADILLA
Facility Maintenance
Manager



JIM PANETTA
Senior Director,
Ticket Sales and Services



KRISTEN PEPPERLING
Account Manager,
Group Sales



SUZANNE PETERS
Purchasing Manager



NICOLE PROVANSAL
Director, Corporate and
Community Partnerships



ARMANDO REYNA
Ticketing Operations
Manager



ANGEL RODRIGUEZ
Senior Group Sales
Specialist



BRYCE ROGAN
Assistants, Quantitative
Analysis



BOB ROSS
Lead HVAC
Electrician



LISA SALDANA
Account Manager,
Business Development



BRIAN SANDERS
Senior Director,
Ballpark Operations



RICHARD SCHILPP
Security Host



LORELEI SCHLITZ
Payroll Manager



CECILIA SCHNEIDER
Benefits Manager



ALLI SERRANO
Account Managers,
Corporate Partnerships



JAMES SHEU
Network Administrator



DIANA SLEEP
Account Executive,
Premium Sales



NICK SPAR
Assistant, Basebal
Operations



HANNAH STANGE
Senior Broadcast &
Digital Coordinator



SHANELLE STEPHENS
Premium Seating
Coordinator



FRANK STEWART
Skilled Craftsman



BILL STONEMAN
Senior Advisor,
Baseball Operations



MADDY STOVER
Account Managers,
Corporate Partnerships



TONY SURUOR
Lead HVAC Technician



SARAH TALAMONTE
Accounts Payable
Specialist



ARIENNE TANO
Graphic Designer



TOM TAYLOR
Traveling Secretary



JEN TEDMORI
Associate Legal Counsel



ALEX TYNIO
Senior Marketing
Manager



RICK TURNER
Senior Account
Executive, National
Accounts



JACQUELINE URBANUS
Security Assistant
Manager



RYAN VANCE
Director,
Ticket Marketing and
Business Analytics



VANESSA VEGA
Senior Marketing
Manager



RYAN VITELLI
Account Managers,
Corporate Partnerships



BROOKE WAKENHUT
Assistant, Baseball
Operations Video



2020 FRONT OFFICE

FRONT OFFICE



COURTNEY WALLACE
Director, Special Events



MARGIE WALSH
Receptionist



CHRIS WARDEN
Guest Experience
Manager



STEPHEN WEINBERG
Account Executive,
Group Sales



JENNIFER WHYCOTT
Assistant Controller



ALEX WINSBERG
General Counsel, Legal
and Risk Management



NICOLE YAMASAKI
Business Analyst



CHRIS YOUNG
Account Executive,
Business Development



DAVID YUN
Senior Customer
Support Analyst



SHELBY YUNG
Client Services
Representative



RICARDO ZAPATA
Photography Assistant



DREW ZINSER
Senior Corporate
Account Executive

NOT PICTURED:

NICK ANDRE
Account Manager,
Premium Sales

SANITA MILLER
Facilities Receptionist

GABE RIVERA
Security Host

HALEY GOMEZ
Client Services
Representative

CONNOR MOFFAT
Assistants,
Quantitative Analysis

MIKE SEPE
Electrician

ROBERT IGLESIAS
Custodial Supervisor

GENARO LUNA
Wardrobe Supervisor



2020 FRONT OFFICE



AMATEUR SCOUTING STAFF

MATT SWANSON - DIRECTOR, AMATEUR SCOUTING

CARLOS GOMEZ - DIRECTOR, INTERNATIONAL SCOUTING

GIOVANNI HERNANDEZ - ASST. DIRECTOR, INTERNATIONAL SCOUTING

Crosscheckers

Jason Ellison Hitting Crosschecker
 Jeremy Schied, Jason Smith, Steffan Wilson National Crosscheckers
 Andres Garcia, Frank Tejada International Crosscheckers

Territory

Regional Supervisors

Jason Baker East
 Jayson Durocher Southwest
 Nick Gorneault Southeast
 Brandon McArthur South
 Scott Richardson West

Area Scouts

John Burden Indiana, Ohio, Kentucky
 Brett Bittiger Nebraska, Kansas, Missouri, Arkansas
 Tim Corcoran Southern California
 Chris Cruz Northern Florida, East Canada
 Ben Diggins Southern California, Hawaii
 Drew Dominguez North Dakota, South Dakota, Minnesota, Iowa, Wisconsin, Illinois, Michigan
 Brian Gordon Texas, Louisiana
 Chad Hermansen Nevada (w/o Reno), Utah, Colorado, Arizona, New Mexico
 Todd Hogan Georgia, Alabama
 Kennard Jones Pennsylvania, West Virginia, Virginia, Maryland, Delaware
 Ryan Leahy Maine, New Hampshire, Vermont, Massachusetts, Rhode Island, Connecticut, New York, New Jersey
 Billy Lipari Oklahoma, Louisiana, Northern Texas (through Dallas)
 Chris McAlpin Georgia, North Carolina, South Carolina
 Joel Murrie Alabama, Tennessee, Mississippi, Louisiana
 Ralph Reyes Southern Florida, Puerto Rico
 Brett Smith Southern California
 Brian Tripp N. California, Nevada, Washington, Oregon, Idaho, Montana, Wyoming, British Columbia, Alaska

International Scouts

Rubylin Nicasia Curacao
 Jochy Cabrera, Rusbell Cabrera, Domingo Garcia, Yeferson Mercado, Grace Mercedes (DR Scouting Administrator) Dominican Republic
 Raul Gonzalez Panama
 Joel Chicarelli, Ender Gonzalez, Marlon Urdaneta Venezuela

Part-Time Scouts

Steve Hernandez Southern California
 Mark Tucker North Carolina
 Karl Sakuda Hawaii
 Don Archer Canada
 Omar Rodriguez Puerto Rico

PROFESSIONAL SCOUTING STAFF

NATE HOROWITZ - DIRECTOR, PRO SCOUTING

RIC WILSON - SPECIAL ASSIGNMENT SCOUT

Professional Scouts

Jeff Cirillo Medina, WA
 Buck Coats Lake Park, GA
 Phil Geisler Mount Horeb, WI
 Travis Ice Lawrence, KS
 Nick McCoy Scottsdale, AZ
 Tim McIntosh Golden Valley, MN
 Jim Miller Valrico, FL
 Jayson Nix Lewisville, TX
 Roman Rodriguez Tampa, FL
 Andrew Schmidt Los Angeles, CA
 Ken Stauffer Katy, TX
 Bobby Williams Sarasota, FL

Residence



Jeff Cirillo



Buck Coats



Phil Geisler



Travis Ice



Nick McCoy



Tim McIntosh



Jim Miller



Jayson Nix



Roman Rodriguez



Andrew Schmidt



Ken Stauffer



Bobby Williams

FRONT OFFICE





SCOUTING STAFF

FRONT OFFICE



DON ARCHER



JASON BAKER



BRETT BITTIGER



JOHN BURDEN



JOCHY CABRERA



RUSSELL CABRERA



JOEL CHICARELLI



TIM CORCORAN



CHRIS CRUZ



BEN DIGGINS



DREW DOMINGUEZ



JAYSON DUROCHER



JASON ELLISON



ANDRES GARCIA



DOMINGO GARCIA



ENDER GONZALEZ



RAUL GONZALEZ



BRIAN GORDON



NICK GORNEAULT



CHAD HERMANSEN



GIOVANNI HERNANDEZ



STEVE HERNANDEZ



TODD HOGAN



KENNARD JONES



RYAN LEAHY



BILLY LIPARI



CHRIS MCALPIN



BRANDON MCARTHUR



YEFERSON MERCADO



GRACE MERCEDES



JOEL MURRIE



RUBYLIN NICASIA



RALPH REYES



SCOTT RICHARDSON



OMAR RODRIGUEZ



KARL SAKUDA



JEREMY SCHEID



BRETT SMITH



JASON SMITH



FRANK TEJADA



BRIAN TRIPP



MARK TUCKER



MARLON URDANETA



STEFFAN WILSON

***UNDER
THE HALO***





WEST™

FOX Sports West enters its 29th year as telecast partner with the Los Angeles Angels and will produce approximately 150 games during the 2020 regular season.

Originating live from Angel Stadium and on the road, “Angels Live” returns to provide unmatched access to the Angels. Featuring a 30-minute pre-game and full post-game coverage, “Angels Live” is a true extension of the game that keeps Angels fans entertained and informed.

Live game coverage of the Angels on FOX Sports West will also feature the Grass Valley super slow-mo camera system to create opportunities for analysts to share perspective and expertise with an up-to-the-moment illustration. FOX Sports West will also use FOX Vision to breakdown plays throughout the game as it provides 3D replays and virtual enhancements. Additional technological enhancements include Statcast which provides high-speed, high-accuracy, automated tool developed to analyze player movements and Pitchcast which tracks the speed and trajectory of pitched baseballs.

In addition to the Los Angeles Angels game telecasts on FOX Sports West, “Angels Weekly” delivers unique stories, exclusive interviews and behind the scenes footage, providing fans with unmatched coverage of the Halos. The half-hour show airs every Friday on FOX Sports West throughout the season.



Again this season, FOX Deportes LA will deliver all home Angels games in Spanish on COX Channel 84.

Together, FOX Sports West and Prime Ticket present more live, local sports programming than any other network or broadcast system in Southern California, Nevada and Hawaii. For complete regional sports news, telecast schedules, original features and more, follow the network on Twitter: @FOXSportsWest, Instagram: @FOXSportsWest, and Facebook: www.facebook.com/foxsportswest.

ALL-TIME ANGELS TELEVISION BROADCASTERS

- | | | |
|---|---|--|
| 1961 - Don Wells, Bob Kelley, Steve Bailey (KTLA) | 1990 - Joe Torre, Reggie Jackson, Joe Garagiola (KTLA) | 2007 - Steve Physioc, Rex Hudler, Jose Mota, Mark Gubicza (Fox Sports Net and KCOP) |
| 1962 - Buddy Blattner, Don Wells, Steve Bailey (KTLA) | 1991 - Ken Wilson, Ken Brett (KTLA) | 2008 - Steve Physioc, Rex Hudler, Rory Markas, Mark Gubicza (Fox Sports Net and KCOP) |
| 1963 - Buddy Blattner, Don Wells (KTLA) | 1992 - Ken Wilson, Ken Brett (KTLA) | 2009 - Steve Physioc, Rex Hudler, Rory Markas, Mark Gubicza (Fox Sports West and KCOP) |
| 1964 - Buddy Blattner, Don Wells (KTLA) | 1993 - Ken Wilson, Ken Brett (KTLA) | 2010 - Victor Rojas, Mark Gubicza (Fox Sports West and KCOP) |
| 1965 - Buddy Blattner, Don Wells (KTLA) | 1994 - Ken Wilson, Ken Brett (KTLA & Prime Ticket) | 2011 - Victor Rojas, Mark Gubicza (Fox Sports West and KCOP) |
| 1966 - Buddy Blattner, Don Wells (KTLA) | 1995 - Ken Wilson, Ken Brett (KTLA & Prime Sports) | 2012 - Victor Rojas, Mark Gubicza (Fox Sports West and Prime Ticket) |
| 1967 - Buddy Blattner, Don Wells (KTLA) | 1996 - Steve Physioc, Jerry Reuss, Sparky Anderson (KCAL and Fox Sports West) | 2013 - Victor Rojas, Mark Gubicza (Fox Sports West) |
| 1968 - Buddy Blattner, Don Wells (KTLA) | 1997 - Steve Physioc, Jerry Reuss, Sparky Anderson (KCAL & Fox Sports West) | 2014 - Victor Rojas, Mark Gubicza (Fox Sports West) |
| 1969 - Dick Enberg, Don Wells (KTLA) | 1998 - Steve Physioc, Jerry Reuss, Sparky Anderson (KCAL & Fox Sports West) | 2015 - Victor Rojas, Mark Gubicza (Fox Sports West) |
| 1970 - Dick Enberg, Don Wells (KTLA) | 1999 - Steve Physioc, Rex Hudler (KCAL & Fox Sports West) | 2016 - Victor Rojas, Mark Gubicza (Fox Sports West) |
| 1971 - Dick Enberg, Don Wells (KTLA) | 2000 - Steve Physioc, Rex Hudler (KCAL & Fox Sports West) | 2017 - Victor Rojas, Mark Gubicza (Fox Sports West) |
| 1972 - Dick Enberg, Don Wells (KTLA) | 2001 - Steve Physioc, Rex Hudler (KCAL & Fox Sports Net) | 2018 - Victor Rojas, Mark Gubicza (Fox Sports West) |
| 1973 - Dick Enberg, Don Drysdale (KTLA) | 2002 - Steve Physioc, Rex Hudler (KCAL & Fox Sports Net) | 2019 - Victor Rojas, Mark Gubicza (Fox Sports West) |
| 1974 - Dick Enberg, Don Drysdale (KTLA) | 2003 - Steve Physioc, Rex Hudler (KCAL & Fox Sports Net) | 2020 - Victor Rojas, Mark Gubicza (Fox Sports West) |
| 1975 - Dick Enberg, Don Drysdale (KTLA) | 2004 - Steve Physioc, Rex Hudler (KCAL & Fox Sports Net) | |
| 1976 - Dick Enberg, Don Drysdale (KTLA) | 2005 - Steve Physioc, Rex Hudler (KCAL & Fox Sports Net) | |
| 1977 - Dick Enberg, Don Drysdale, Al Wisk (KTLA) | 2006 - Steve Physioc, Rex Hudler, Jose Mota (Fox Sports Net) | |
| 1978 - Dick Enberg, Don Drysdale, Al Wisk (KTLA) | | |
| 1979 - Don Drysdale, Al Wisk, Ron Fairly (KTLA) | | |
| 1980 - Don Drysdale, Ron Fairly (KTLA) | | |
| 1981 - Don Drysdale, Ron Fairly (KTLA) | | |
| 1982 - Bob Starr, Ron Fairly (KTLA) | | |
| 1983 - Bob Starr, Ron Fairly (KTLA) | | |
| 1984 - Bob Starr, Ron Fairly, Allan L. Collin (KTLA) | | |
| 1985 - Bob Starr, Joe Torre, Dick Enberg (KTLA) | | |
| 1986 - Bob Starr, Joe Torre (KTLA) | | |
| 1987 - Bob Starr, Joe Torre (KTLA) | | |
| 1988 - Bob Starr, Joe Torre (KTLA) | | |
| 1989 - Bob Starr, Joe Torre (KTLA) | | |

UNDER THE HALO



AM830 KLAA enters its 13th year as the English language radio flagship station of the Los Angeles Angels. The broadcast team of Terry Smith and Mark Langston returns for their eighth full season in the Angels radio booth. 2020 marks Smith's 19th season with the club and the ninth for Langston as a broadcaster. AM830 is owned by Angels owner Arte Moreno.



In addition to all Spring Training, regular season and postseason broadcasts, AM830 airs *Angels On Deck* (pregame programming starting 90 minutes prior to each game), the *Angels Pregame Show* (beginning 30 minutes prior to the game), and the *Angels Postgame Show* plus *Angel Talk* after every home game broadcast. AM830 is home to *The Sports LODGE with Roger Lodge*, *The Rich Eisen Show* and *Golic & Wingo* from ESPN Radio. AM830 is also the Southern California home for the Anaheim Ducks and many other live professional and college football, basketball and hockey games, plus breaking Angels news and many other interesting hours of local and network programming.

UNDER THE HALO

2020 CALIFORNIA RADIO AFFILIATES

CALL LETTERS	FREQUENCY	LOCATION
KLAA	830 AM	Los Angeles/Orange County
KSPN	710 AM	Los Angeles
KLOA	1240 AM	Ridgecrest
KXPS	1010 AM/102.7 FM	Palm Springs
KMET	1490 AM	Riverside-Banning
KTOX	1340 AM	Needles

KWKW ESPN Deportes (1330 AM) is in its 13th year as the Spanish-language play-by-play home of the Los Angeles Angels.



In 1941, at the beginning of World War II, the Federal Communications Commission awarded KWKW its license to broadcast and inform the Hispanic population of Los Angeles the news about the war. This took place from the basement of a hotel on Colorado Street in Pasadena. At a later date KWKW moved to 800 Sierra Madre Villa in Pasadena, where many of today's famous announcers began their careers in Spanish radio.

In 1962 Lotus Communications Corporation bought KWKW. Since that time Howard Kalmenson, owner and founder of Lotus Communications, has been able to acquire 24 radio stations which broadcast in English and Spanish as well as Lotus Hispanic Reps, a National Rep firm with offices across the country. All this was possible because of KWKW.

In January 1989, when KWKW switched from 1300 to 1330 on the AM dial, the broadcast coverage area more than doubled. KWKW is one of the leading Spanish language radio stations in the United States. An excellent signal, popular personalities, outstanding news, sports and in-depth public service and community involvement guarantee KWKW's long-term success in the dominant Mexican and Latino communities of Los Angeles.



VICTOR ROJAS

TELEVISION PLAY BY PLAY

Victor Rojas returns to the television booth for his 11th season as the play-by-play voice of the Angels. Rojas will also join fellow broadcaster Mark Gubicza for a 11th season as analyst for “Angels Live”, the Angels pre- and post-game shows. During the 2011 MLB playoffs, TBS welcomed Rojas as a play-by-play voice during the National League Divisional Series (Milwaukee vs. Arizona).

Rojas joined the Angels broadcast team prior to the 2010 season after serving as a studio host for the MLB Network since its inception. Before joining MLB Network in late December 2008, Rojas spent five seasons (2004-08) as a member of the Texas Rangers television and radio broadcast teams, calling play-by-play as well as providing analysis. Rojas went to Texas after spending the 2003 season doing both play-by-play and analysis for Arizona Diamondbacks broadcasts.

Prior to breaking into Major League broadcasting with the D-backs, Rojas spent two seasons calling television and radio play-by-play for the Newark Bears of the Atlantic League, where he was also hired as the team’s Assistant General Manager before becoming General Manager.

A former pitcher in the Angels organization, Rojas’ career eventually led to coaching. The son of former Major League All-Star and Angels manager Cookie Rojas, Victor was on the Florida Marlins baseball staff in 1993 and served as pitching coach at Rio Grande in the Texas-Louisiana League in 1994. The Miami, FL native played his college baseball at the College of the Desert in Palm Springs, California, and Lewis-Clark State College in Lewiston, Idaho.

Rojas resides in Trophy Club, Texas with his wife Kim and their three children.



MARK GUBICZA

TELEVISION COLOR ANALYST

Former Major League Baseball veteran Mark Gubicza is entering his 19th year with Fox Sports West. This season will mark his 14th year of providing color commentary for Angels broadcasts on FSW. Gubicza will also continue as an analyst for the Angels’ pre- and post- game shows, “Angels Live”, which he has done for the past 15 seasons.

Gubicza previously co-hosted the *FS Baseball Report*, which aired nationally on Fox Sports, previewing future matchups and breaking down current standings in the league. In 2004, Gubicza provided analysis for Minnesota Twins games from Los Angeles. He made his first television appearance as an analyst for FSN in April 2000 on *Baseball Today* and the *National Sports Report*. He also hosted the *Southern California Baseball Report* on AM570 for three years.

In his professional baseball career, Gubicza spent 14 seasons in the Major Leagues. Drafted in 1981, he went on to spend 13 seasons with the Kansas City Royals, winning a World Championship in 1985 and 20 games in 1988. In both 1988 and 1989, he was named to the AL All-Star team. He finished his career with the Angels in 1997. To honor his many accomplishments on the field, he was named to the Kansas City Royals Hall of Fame as well as the Pennsylvania Hall of Fame in 2006. He was also named to the Missouri Sports Hall of Fame, class of 2010.

Gubicza and his wife, Lisa, live in Chatsworth, Calif. and have three children, Nicolette, Chad and Ashley.



UNDER THE HALO



TERRY SMITH

RADIO PLAY BY PLAY

Terry Smith enters his 19th season on the Angels flagship radio station. The 2020 season marks his 11th season as the Angels lead play-by-play announcer. His 19 seasons in the booth make Smith the longest tenured radio broadcaster in club history.

Smith joined the Angels in 2002 after serving as the radio voice of the New York Yankees Triple-A affiliate Columbus Clippers for 19 seasons. From 1983-97, Smith also served as Sports Director on WBNS AM in Columbus, Ohio and was simply known as "The Voice" serving as play-by-play announcer for the Ohio State University Football and Basketball Radio Network from

1986-97. Smith was recognized three times by the Ohio Associated Press for his sportscasts and WBNS AM was named the Outstanding Sports Operation in Ohio six times by the Associated Press.

Smith started his baseball broadcasting career in 1978, calling games for the Jacksonville Suns and later called games for the Memphis Chicks from 1981-82. At Memphis, Smith also worked as the Sports Director on WHBQ AM, anchoring sports on the morning and afternoon drive shows.

The Philadelphia native attended Temple University, where he played collegiate club hockey, as well as Jones College in Jacksonville, Fla. which has produced the likes of actors Joe Piscapo and Jay Thomas. In February 2002, Smith made his on-screen debut as a broadcaster in the baseball movie *A Little Inside*, which aired on HBO and Showtime. He assists in Angels Community Relations with appearances and has served as Honorary Chair of the Orange County Learning for Life's Exploring program. Smith and his wife, Sonia, have one son Jordan, who married Natalia Matuszewska last year. The Smiths reside in Queen Creek, AZ.



MARK LANGSTON

RADIO COLOR ANALYST

Mark Langston enters his eighth full season on the Angels broadcast team after joining Terry Smith on the air as an analyst on a part-time basis during the 2012 regular season. During the 2019 season, Langston announced two games for the "MLB Game of the Week Live on YouTube" on July 29th (Angels vs Detroit) and September 10th (Angels vs Cleveland).

Langston pitched 16 seasons at the Major League level, including eight with the Angels. He was originally drafted by Seattle in the 1981 draft and pitched for the Mariners (1984-89) and Montreal Expos (1989) before joining the Angels prior to the 1990 season. On Apr. 11, 1990 Langston and

Mike Witt combined to pitch the eighth no-hitter in Angels history and the first combined no-hitter in club history. He pitched to an 88-74 record with a 3.97 ERA in his eight seasons with the Angels before finishing his career with the San Diego Padres (1998) and Cleveland Indians (1999). A four-time All-Star, Langston also won seven Gold Glove Awards, including five straight from 1991-95 with the Angels.

After retiring, Langston became the head baseball coach at Orange Lutheran High School where he guided the Lancers to a playoff berth in 2002. In Nov. 2018, Langston was inducted into the San Jose Sports Hall of Fame.

A native of San Diego, Langston resides in Laguna Beach with his wife, Michelle. The couple has two daughters, Katie and Gabrielle.

UNDER THE HALO



ALL-TIME ANGELS RADIO BROADCASTERS- ENGLISH FLAGSHIP

1961 - Don Wells, Bob Kelley, Steve Bailey (KMPC)	1977 - Dick Enberg, Don Drysdale, Al Wisk (KMPC)	1997 - Bob Starr, Mario Impemba (KTZN)	2011- Terry Smith, Jose Mota (AM 830 KLAA)
1962 - Don Wells, Steve Bailey, Buddy Blattner (KMPC)	1978 - Dick Enberg, Don Drysdale, Al Wisk (KMPC)	1998 - Mario Impemba, Brian Barnhart (KRLA)	2012- Terry Smith, Jose Mota (AM 830 KLAA)
1963 - Don Wells, Buddy Blattner (KMPC)	1979 - Don Drysdale, Al Wisk (KMPC)	1999 - Mario Impemba, Brian Barnhart (KLAC)	2013- Terry Smith, Mark Langston (AM 830 KLAA)
1964 - Don Wells, Buddy Blattner (KMPC)	1980 - Bob Starr, Steve Shannon (KMPC)	2000 - Mario Impemba, Daron Sutton (KLAC)	2014- Terry Smith, Mark Langston (AM 830 KLAA)
1965 - Don Wells, Buddy Blattner (KMPC)	1981 - Bob Starr, Don Drysdale, Ron Fairly (KMPC)	2001 - Mario Impemba, Daron Sutton (KLAC)	2015- Terry Smith, Mark Langston (AM 830 KLAA)
1966 - Don Wells, Buddy Blattner (KMPC)	1982 - Bob Starr, Ron Fairly (KMPC)	2002 - Rony Markas, Terry Smith (KLAC)	2016- Terry Smith, Mark Langston (AM 830 KLAA)
1967 - Don Wells, Buddy Blattner (KMPC)	1983 - Bob Starr, Al Conin, Ron Fairly (KMPC)	2003 - Rony Markas, Terry Smith (ESPN Radio)	2017- Terry Smith, Mark Langston (AM 830 KLAA)
1968 - Don Wells, Buddy Blattner (KMPC)	1984 - Bob Starr, Al Conin, Ron Fairly (KMPC)	2004 - Rony Markas, Terry Smith (ESPN Radio)	2018- Terry Smith, Mark Langston (AM 830 KLAA)
1969 - Dick Enberg, Don Wells (KMPC)	1985 - Dick Enberg, Al Conin, Ron Fairly (KMPC)	2005 - Rony Markas, Terry Smith (ESPN Radio)	2019- Terry Smith, Mark Langston (AM 830 KLAA)
1970 - Dick Enberg, Don Wells, Dave Niehaus (KMPC)	1986 - Al Conin, Ron Fairly (KMPC)	2006 - Rony Markas, Terry Smith (ESPN Radio)	2020- Terry Smith, Mark Langston (AM 830 KLAA)
1971 - Dick Enberg, Don Wells, Dave Niehaus (KMPC)	1987 - Al Conin, Ken Brett (KMPC)	2007 - Rony Markas, Terry Smith (ESPN Radio)	
1972 - Dick Enberg, Don Wells, Dave Niehaus (KMPC)	1988 - Al Conin, Ken Brett (KMPC)	2008 - Rony Markas, Terry Smith, Steve Physioc, Rex Hudler (AM 830 KLAA)	
1973 - Dick Enberg, Don Drysdale, Dave Niehaus (KMPC)	1989 - Al Conin, Ken Brett (KMPC)	2009 - Rony Markas, Terry Smith, Steve Physioc, Rex Hudler (AM 830 KLAA)	
1974 - Dick Enberg, Don Drysdale, Dave Niehaus (KMPC)	1990 - Al Conin, Ken Brett (KMPC)	2010 - Terry Smith, Jose Mota (AM 830 KLAA)	
1975 - Dick Enberg, Don Drysdale, Dave Niehaus (KMPC)	1991 - Al Conin, Bob Jamison (KMPC)		
1976 - Dick Enberg, Don Drysdale, Dave Niehaus (KMPC)	1992 - Al Conin, Bob Jamison (KMPC)		
	1993 - Bob Starr, Billy Sample (KMPC)		
	1994 - Bob Starr, Billy Sample (KMPC)		
	1995 - Bob Starr, Mario Impemba (KMPC)		
	1996 - Bob Starr, Mario Impemba (KMPC)		



JOSÉ MOTA

TELEVISION ANALYST

José Mota enters his 19th season with the Angels broadcast team. He currently serves as a TV pre- and postgame analyst on Fox Sports West. In addition to those duties, he also handled the in-game color analyst role for home Spanish television broadcasts during the 2013-17 seasons. From 2010-12 he worked as the English radio analyst, after serving as the play-by-play/analyst for Spanish radio broadcasts the previous eight seasons.

On Aug. 19-20, 2017, Mota handled play-by-play for the Angels radio broadcasts on AM830 and became the first MLB broadcaster to do have called play-by-play on a team's English radio broadcasts and Spanish radio broadcasts, as well as working as a color analyst on the English and Spanish television broadcasts. In 2018, Mota assisted Vladimir Guerrero as the translator at his introductory press conference and media appearances after Guerrero was announced as part of the 2018 Baseball Hall of Fame Class. He also translated for Guerrero during the 2018 Hall of Fame Induction Ceremony in Cooperstown.

He has also worked as an MLB Network analyst/correspondent and has served as a sideline reporter for ESPN during the World Baseball Classic (2006, 2013 & 2017) and on select Sunday Night Baseball telecasts. Additionally, he handles the color analyst and play-by-play duties for select national broadcasts during Saturday's Game of the Week on FOX.

José has broadcasted at multiple major events such as the 2006 ALCS (FOX), the 2007 MLB All-Star Game in San Francisco (FOX) and the 2007 MLB Playoffs (TBS). In 2008, he joined Yahoo Sports as a baseball analyst, contributing video features and website articles. In 2009, he worked as MLB International's color analyst for the worldwide broadcast of the World Baseball Classic.

A bilingual talent, Mota joined the Angels in 2002 after working as a broadcaster for MLB Radio. During the 2001 season, Mota worked as a play-by-play announcer for DirecTV Latin America which provided MLB broadcast coverage to 26 Latin American countries. He has been the featured analyst for MLB Productions' *Sabor a Béisbol*, a Spanish-language feature show available to national and international audiences.

From 1997 until his current appointment, José served as a color analyst/play-by-play announcer for the FOX baseball "Game of the Week" in Spanish, including MLB playoffs and World Series, and for the "NFL Sunday" football broadcasts. His first-ever MLB broadcast assignment was for the Los Angeles Dodgers Spanish radio in 2001.

A former Major League baseball player with the San Diego Padres (1991) and Kansas City Royals (1995), Mota was originally drafted by the Chicago White Sox in 1985. He was a two-time Collegiate All-American second baseman at Cal State Fullerton and owns a bachelors degree in Communications from CSUF. He was the starting second baseman for the 1984 National Champion Titans and was an inductee to the Cal State Fullerton Department of Communications' Alumni Wall of Fame in 2017. In 1999, José made his film debut in Kevin Costner's Universal Studios release *For Love of the Game* in which he portrayed Dominican shortstop "José Garcia." He is a member of the Screen Actors Guild.

In January 2015, Mota was honored at the Southern California Sports Broadcasters Awards as the winner for best foreign language color commentary for his work during the 2014 season.

He has served as the first and only full-time bilingual baseball broadcaster, as on a given day, José addresses both the Spanish and the English-speaking baseball audiences. Mota was also selected by OC Metro Publications as one of the "Hottest 25" personalities in

Orange County for 2007. The Mota family founded the non-profit Mota's Faces in 2011, which promotes the involvement of American youngsters in assisting impoverished school children and their families in the Dominican Republic.

A native of Santo Domingo, Dominican Republic, Mota is the son of longtime Dodger Manny Mota. He and his family make their home in the San Gabriel Valley.



UNDER THE HALO



JOSÉ TOLENTINO SPANISH RADIO BROADCASTER

José Tolentino will return as the Angels Spanish radio broadcaster in 2020 on KWKW. He has also worked as a television broadcaster for Fox Deportes, Fox Sports International, DirecTV and ESPN and has covered multiple World Series in addition to calling Caribbean Series and Little League World Series games.

Prior to announcing, Tolentino played 15 seasons professionally after being drafted by the Oakland Athletics in the seventh round of the 1983 First-Year Player Draft out of the University of Texas. He was a member of the Longhorns 1983 College World Series championship team and was a nominee for the Golden Spikes Award, which is presented annually to the college baseball player of the year. His Longhorns teammates that season included Roger Clemens, Calvin Schiraldi and Bruce Ruffin. Tolentino made his Major League debut with the Houston Astros on July 28, 1991.

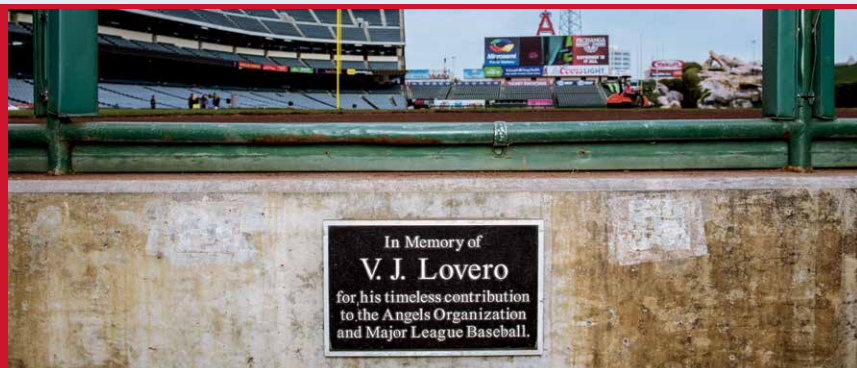
A native of Mexico City, Tolentino had the honor of managing Team Mexico at the 2007 Pan-American Games in Rio de Janeiro, Brazil and at the 2008 Summer Olympics in Beijing, China. He also served as bench coach for Mexico's World Baseball Classic teams in 2006 and 2009.

In 1999, he founded the José Tolentino Professional School of Baseball which teaches young athletes baseball fundamentals as well as the mental and psychological aspects of the game. He was honored in 2000 with the Orange County United Way Hispanic Influential Sports and Entertainment Award.

Tolentino and his family reside in Mission Viejo, California.



V.J. LOVERO PHOTO WELL



V.J. Lovero, considered by many as one of the top sports photographers in the country, passed away much too soon on January 12, 2004 after a four-year battle with cancer. Despite his circumstances, he remained optimistic about life, and continued to focus on his photography, family and friends. For years, we were privileged to view the beauty of baseball through the eyes of his lens. His photographs captured the essence, emotion, artistry and even humor of our great game.

His career included covering the two Anaheim sports franchises in addition to serving Sports Illustrated as one of its premier photographers. After joining SI in 1985, his work graced the cover of the magazine an amazing 39 times. V.J. also covered numerous World Series, Stanley Cup Finals, Super Bowls, championship fights and Olympic Games.

V.J. left something behind for all who knew him. His life reminds us there are countless moments in our lives to be treasured. We are fortunate that many of his professional "moments" were preserved with a photograph.



THE NAME, LOGO AND COLORS

The Los Angeles Angels were born in 1960 as an expansion franchise, and played their first game in 1961. Named “Angels” for the English translation and nickname (“The City of Angels”) of the city, the club remained in Los Angeles from 1961-65, before moving to Anaheim in 1966. The organization officially became the California Angels in Sept. 1965 to coincide with a uniform change the following season, and has remained in Anaheim since the move in 1966. On Nov. 19, 1996, the California Angels were renamed the Anaheim Angels in a press conference held at Anaheim Stadium to also announce a uniform change. On Jan. 3, 2005, the team announced its official name to be the Los Angeles Angels of Anaheim. The inclusion of Los Angeles reflects the original expansion name and returns the Angels as Major League Baseball’s American League representative in the Greater Los Angeles territory. The team is now known as the Los Angeles Angels.

On Jan. 9, 2002, the Angels unveiled their new official team colors and logos featuring red as the dominant color for the first time in club history. The announcement represented the seventh uniform change in franchise history. The look to the Angels logo and uniforms captures the tradition of Angels baseball and a contemporary “back to basics” flare. The logo features the signature halo surrounding the ‘A,’ while the uniforms are reminiscent of decades past.

The Angels selected red, dark red, navy and silver as their colors. The red and navy that have been the team’s official colors since the inaugural season have been maintained. The official Angels logo consists of the block letter ‘A’ in red, including dark red shading along the outside of the left side, inside the right side and bottom of the cross of the ‘A.’ A silver halo circles the top of the ‘A,’ filled with navy. The same navy outlines the ‘A’ as well as the halo.

Both home and road uniforms follow the traditional look of jerseys past. The club wears

red belts, red stirrups and red shoes. Helmets are similar in color and logo to the home and road cap. Large numerals in red outlined in blue and silver will appear on the back of all jerseys. A smaller number in red outlined in blue and silver appears below the script on the left side of all jerseys, except for the Spring Training jersey.

The Angels’ home uniforms include a red cap and bill, official club logo and red button. Jersey is button down, white in color, with red piping around neck and arms. Red ANGELS script appears on front, with silver halo circling top of the ‘A.’ Script is outlined in blue and silver. Pants are white with red piping down each leg.

The Angels’ road uniforms include a red cap and bill, official club logo and red button. Jersey is button down, gray in color, with red piping around neck and sleeves. Red ANGELS appears on front, with silver halo circling top of the ‘A.’ Script is outlined in blue and silver. Pants are gray with red piping down each leg.

The Angels’ alternate uniform used for home or road games includes a red cap and bill, official club logo and red button. Jersey is button down, red in color, with silver piping around neck and arms. Red ANGELS script will appear on front, with silver halo circling top of ‘A.’ Script is outlined in blue and silver.

The Spring Training tops include official club logo located on top left of front side of jersey and also on the right sleeve. The Spring Training cap is red with embroidered Angels logo filled with an alternate logo that is also found at the right side and a “2020 AZ” patch on back above official MLB logo.



SPRING TRAINING CAP

UNDER THE HALO



HOME UNIFORM



ROAD UNIFORM



ALTERNATE UNIFORM



SPRING TRAINING UNIFORM



ANGELS BASEBALL
FOUNDATION

The Angels are proud to support many local charitable organizations and community groups throughout Orange County and the Greater Los Angeles region. Through the combined efforts of the Angels and the Angels Baseball Foundation, the team has been able to impact many people in our community, specifically children, with life-changing opportunities for them to thrive. Among the Angels' notable beneficiaries are the Angels RBI Program, the Boys & Girls Clubs of Orange County, Orangewood Children's Foundation, the AVID Program and Southern California Little Leagues.

The Angels have served more than 5,000 organizations, providing them with positive experiences and resources, as well as allowing children to experience the remarkable game of baseball during each regular season. For more information, please visit www.angels.com/community

ANGELS BASEBALL FOUNDATION:

The Angels Baseball Foundation was established in 2004 under Arte Moreno. Together with the Los Angeles Angels, the two organizations have contributed more than \$24 million in value toward local causes. Each year, the Angels Baseball Foundation rewards community organizations with grants to benefit the individual needs, and to support programs that impact our youths. The Foundation focuses on improving education, healthcare, arts and sciences, as well community related youth programs throughout the region.

Angels Baseball Foundation Gala

In 2019, the Angels hosted the third Angels Baseball Foundation Gala at Pelican Hill Golf Club in Newport Coast. The Gala included a casino night and provided the opportunity to be joined by a current Angels player or an alumni for dinner. Additionally, attendees had the opportunity to bid on a variety of items including memorabilia and experiences during a silent and live auction. All proceeds from the Gala benefited the Foundation.



Angels 5K & Fun Run presented by Lexus

The 2020 baseball season will kick off with the Foundation's 10th Annual 5K & Fun Run. Over 5,000 Angels fans will hit the ground running. Participants earn a commemorative shirt and medal to honor the occasion while also receiving the opportunity to pick up goodies and resources at the Race Expo. The 2019 event raised over \$160,000 for the Angels Baseball Foundation. The tenth annual event will take place on Apr. 25, 2020 before the Angels host the Chicago White Sox.





ANGELS IN THE COMMUNITY

Bank of America Challenger Classic

The Angels Baseball Foundation teamed up with Bank of America to host the 14th annual Bank of America Orange County Little League® Challenger Classic. With help from Angels players, coaches and alumni, more than 600 children, most of whom are living with physical and mental challenges, received the chance to play baseball on the field at Angel Stadium. The 2019 classic included the “Friday Night Lights” for the first time, in which older Challenger players participated in an on-field clinic at the stadium. In addition, the event hosted the third annual Fall Festival Resource Fair to share potential resources with participants and their families.



Angels Canned Food Drive

During the holiday season, the Angels hosted a Canned Food Drive to benefit Second Harvest Food Bank of Orange County. Donors were given an opportunity to step up to the plate at Angel Stadium to take a swing for the fences, shag a ball in the outfield or test their pitching skills with a radar gun in the bullpens. Over, 500 people participated in this event last year.

Angels Baseball Foundation Children’s Holiday Party

Each year the Angels Baseball Foundation aims to make the holiday season brighter for nearly 300 underprivileged kids by hosting a Holiday Party for non-profit organizations in the Southern California area. The 2019 event was held at Angel Stadium where kids were able to enjoy a winter wonderland with snow in the ballpark. In addition, the children participated in a Q&A session with current and former Angels players, created holiday crafts, and played games on the field. Magical Builders’ Jamma Jingles program joined the party for their ninth year, providing a new pair of pajamas to every child in attendance. At the end of the night, each child received a toy from Santa, a pair of pajamas, and warm holiday wishes from the Angels.



Adopt-A-School

In 2020, the Angels will select their 13th class of adopted elementary schools for the Adopt-A-School program. As a part of the Adopt-A-School program, each student receives an Angels school supplies pack and each school will be given an allotment of tickets for the 2020 season to be used in their incentive programs. The Angels Baseball Foundation will also present each elementary school with a \$2,000 grant to go toward the education program of their choice.

Angels AVID 8th Grade Standout Award

The Angels AVID 8th Grade Standout Award was created by the Angels Baseball Foundation in 2006. This award provides a onetime lump-sum college scholarship to academically talented AVID students in Orange County. A total of 56 scholars have received \$4000-\$10,000 upon graduation from high school, once their college/university enrollment has been verified.

UNDER THE HALO



Angels Scholars

Over the last four years, the Angels Baseball Foundation has awarded four-year scholarships to 58 outstanding high school seniors. Scholars are selected based on academic achievements, financial need, community involvement, and the desire to achieve a higher education. Funding is awarded for a maximum of four years, with the expectation that a bachelor's degree will be obtained during this period. The Angels Baseball Foundation takes the time to assess the individual needs of each student once other scholarships and grants have been applied. The Foundation strives to build positive and supportive relationships with the scholars in order to help them develop skills that allow them to achieve their career and long-term goals.



Angels Youth Clinics, Benefiting the Angels RBI League



The Angels Baseball Foundation, the Boys & Girls Clubs of Orange County and Major League Baseball partner together to create the Angels Reviving Baseball in Inner Cities (RBI) League. This free youth program, offered to Orange County Boys & Girls Club members, provides an opportunity for 8-to-18-year-olds to play baseball or softball as they learn important life skills. The Angels RBI League concentrates on fundamentals and teamwork, while stressing the importance of citizenship and academics off the field.

Participants are provided with catcher's gear, bats, balls and helmets. The RBI League athletes also have an opportunity to attend the Angels RBI Clinic, a special baseball and softball clinic in the outfield of Angel Stadium.

**In addition, the Angels annually host two Angels RBI Youth Camp that are open to the public in the outfield at Angel Stadium. These paid camps benefit the Angels RBI program and the goal is to teach not only the proper fundamentals of the game of baseball and softball, but also the enjoyment that participating in the game can provide.

Angels annually host a Baseball Day Camp in the outfield at Angel Stadium. The goal is to teach not only the proper fundamentals of the game of baseball and softball, but also the enjoyment that participating in the game can provide.

Back to School Clothing Drive

In September 2019, staff from the Angels, Wal-Mart and the Boys & Girls Club of Anaheim distributed back-to-school items to over 400 Club Kids from the Boys & Girls Club of Anaheim, Santa Ana, Fullerton, Brea-Placentia, and Westminster. Each child received socks, underwear, a pair of pants, shirts and a pair of shoes as well as an Angels hat and tote bag.



HONORING OUR COMMUNITY:

Gold Ball Mystery Grab Bag

This will mark the tenth year for the "Gold Ball Mystery Grab Bag" event that will benefit the Angels Baseball Foundation. This unique experience allows fans to purchase a mystery ball that is autographed by an Angels player. The Gold Ball winner can win special ballpark experiences, such as attending a pre-game batting practice.



ANGELS IN THE COMMUNITY

Making Wishes Come True

The Make-A-Wish Foundation and the Angels have joined forces to help grant the wishes of children with life-threatening medical conditions. Throughout the season, the Angels are pleased to have Wish Kids and their families as guests to enjoy an experience that uses baseball to provide an opportunity for these children and their families to remove themselves from the difficult journey they are facing.

Going to Bat Against Breast Cancer

The Angels annually join Major League Baseball and Susan G. Komen for the Cure on Mother's Day to raise awareness and funding for the fight against breast cancer. Players, coaches and umpires throughout the league support the cause by wearing pink wristbands and pink ribbons on their uniforms. Many players also choose to play with special pink bats on Mother's Day and the Angels celebrate a survivor on the field during the pre-game ceremony.



Father's Day Home Run Challenge

The Angels and Major League Baseball are committed to the fight against prostate cancer. 2020 will mark the 22nd year of the Home Run Challenge to raise money for the cure of prostate cancer and will take place on Father's Day weekend with events scheduled at stadiums across the nation



Hospital Visits

Throughout the season, Angels players and their wives make visits to children's hospitals in the community to lift the spirits of the patients and their families. The players and coaches make special appearances to distribute Angels items, sign autographs and spend time with the children and their families.

Strike Force Visits

The Angels Strike Force is an interactive group that contributes to fan experience at Angels Baseball home games. In addition to their game day presence, members of the Angels Strike Force helps with Angels community efforts by making special appearances at various events. Some of these appearances include Angels RBI, Angels Baseball Foundation events, Read Across America, library visits, hospital visits and Adopt-A-School assemblies.

Furthermore, the Angels work together with numerous community partners including: The Leukemia & Lymphoma Society, Rally Readers, Readers in the Outfield, Read Across America, Pitch Hit and Run. The Angels Wives have also taken an active role in the community throughout the season by contributing their time and efforts toward numerous charitable organizations. Many of the players and wives organize their own events as well to benefit both the Angels Baseball Foundation and causes personal to them.

UNDER THE HALO

ANGELS IN THE COMMUNITY



GET INVOLVED WITH THE ANGELS AND THE ANGELS BASEBALL FOUNDATION:



Personalized Bricks

Imagine walking up to one of the most beautiful ballparks in the country with family, friends or co-workers. Now imagine looking down and seeing your name or message on a brick paved into the giant diamond at the Home Plate entrance. Fans can purchase a brick, inscribe their name or a message on it and become a permanent fixture of Angel Stadium. All proceeds from the bricks go directly to the Angels Baseball Foundation.

Visit angels.com/community for more information.

Scoreboard Messages

The Angels post birthday, anniversary, congratulations, welcome, and in remembrance of messages during games on the Angel Stadium scoreboards. With a donation per message, fans have the opportunity to share their messages with all those in attendance. All donations go to the Angels Baseball Foundation. Visit angels.com/scoreboard for more information.

Stadium Tours

The “behind-the-scenes” tour of Angel Stadium is both an enjoyable and educational experience. Attendees are invited to view areas that are normally restricted to the public. The complete tour includes a visit to the press box, visitor’s clubhouse, bullpen, dugout and Angel Stadium’s suites. Tours of the stadium are available year round and all donations support the Angels Baseball Foundation. Visit angels.com/tours for more information.

Angels Online Donations

The Angels are happy to help numerous charitable organizations in Southern California that are dedicated to making a difference in our community. To help support these organizations, the Angels regularly donate various autographed items to be used for fundraising auctions. Through the Community Ticket Program, the Angels also distribute thousands of free tickets to non-profits in our region. To request a donation from the Angels please visit angels.com/donations.

ANGELS BASEBALL FOUNDATION

The Angels Baseball Foundation, together with the Los Angeles Angels, are responsible for the distribution of over \$24 million since its inception in 2004. The Foundation is comprised of President Dennis Kuhl, Vice President Nicole Moreno, Arte & Carole Moreno, Bobby Grich, Mark Merhab and Secretary and Treasurer Molly Jolly.





MANAGER & COACHES





2020 COACHING STAFF

#70



JOE MADDON

BORN: FEB. 8, 1954
BIRTHPLACE: WEST HAZLETON, PA
APPOINTED: OCT. 16, 2019
MARRIED: JAYE SOUSOURES, NOV. 8, 2008
CHILDREN: SARAH, JOEY

OPENING DAY AGE: 66
RESIDES: TAMPA, FL

MANAGER

HEIGHT: 5-11

WEIGHT: 190

BATS: R

THROWS: R

MANAGERIAL OVERVIEW

◆ 2020 marks 31st season with the **Angels** and first since 2005...Named the 18th manager in franchise history Oct. 16, 2019, replacing Brad Ausmus...Owns a 1,252-1,068 (.540) managerial record with eight postseason berths, two pennants (2008 and 2016) and one World Series title (2016)...1,252 wins rank second by active managers trailing only Terry Francona (1,667)...Named Manager of the Year on three different occasions, earning the honors with **Tampa Bay** in 2008 and 2011 and in 2015 with the **Cubs**...Is one of only three managers in major league history to go to the postseason at least eight times and not play in the Majors: Joe McCarthy (nine times) and Jim Leyland (eight times)...Joins the Angels after compiling a 471-339 (.581) record with four postseason appearances (**2015-18**) with the Cubs, culminating in a World Series championship in 2016, the franchise's first title in 108 years...471 wins rank fifth all-time in Cubs franchise history...Became the first Cubs manager to lead the Club to four straight postseason appearances...Tabbed as the fourth manager in Tampa Bay Rays history after taking over for Lou Piniella prior to the **2006** season...During nine-year tutelage, the Rays (**2006-14**) went 754-705 (.517) and made four trips to the playoffs (2008, 2010, 2011, 2013)...His 754 wins are most in Rays history...Led the franchise to their first ever postseason appearance in **2008** and guided the Rays to a World Series appearance against the Philadelphia Phillies...Following the season, would receive the first of three Manager of the Year honors...Spent the first 30 years of his professional baseball career playing and working in various capacities of the Angels organization...After playing four minor league seasons (**1976-79**) for the Halos organization, would move into a scouting and coaching role for the Halos...From **1981-86**, managed at three different levels of the Club's farm system and then transitioned to be the franchise's roving hitting instructor from **1987-93**...In **1994**, after starting the year as the Club's player development manager, was named the Angels' bullpen coach in May...Elevated to first base coach on manager Marcel Lachemann's staff in **1995**...Served as bench coach for most of the final 10 years (**1996-2005**) of his Angels career, including six seasons (2000-05) under Mike Scioscia...Additionally, made two stints as interim manager for the Halos in **1996** and **1999**, posting a 27-24 record (.529)

COACHING HISTORY

1981-86	Angels Minor League Manager
1987-93	Angels Minor League Roving Hitting Instructor
1994	Angels Major League Bullpen Coach
1995	Angels Major League First Base Coach
1996-05	Angels Bench Coach*
2006-14	Tampa Bay Rays Manager
2015-19	Chicago Cubs Manager
2020-	Angels Manager

* Interim Manager in 1996 & 1999

MANAGERIAL YEARLY SUMMARY

2019

- ◆ In final season with the Cubs, team posted a 84-78 (.519) record...Team finished in third place in the A.L. Central (-7).
- ◆ Logged 1,200th win as a manager June 3rd vs. the Angels...Was the 44th manager ever to reach the 1,200-win mark.

2018

- ◆ In fourth season with Chicago, Club finished the season with a 95-68 (.583) record, finishing just one game back of Milwaukee for the division title...Marked fourth straight 90-win season and ninth time in managerial career...Won the top Wild Card spot for the N.L...Marked fourth consecutive trip to the postseason for the Cubs...Team would fall 2-1 in the N.L. Wild Card game at Wrigley Field vs. the Rockies.

2017

- ◆ Compiled a 92-70 (.568) record in third season as manager of the Cubs, capturing the division title for the second consecutive season (+6.0)...Defeated the Washington Nationals in the NLDS in five games to advance to the NLCS...Fell to the Dodgers 4-1 to miss their second consecutive trip to the World Series.
- ◆ Recorded 1000th managerial victory May 16th.

2016

- ◆ Went 103-58 (.640) en route to capturing Chicago's first championship in 108 years...Snapped the longest championship drought in North American sports history...103 regular season wins in 2016 were the franchise's most since 1910 when the club went 104-50.
- ◆ Captured the first division title since 2008...Defeated San Francisco in the NLDS 3-1...Eliminated the Dodgers four games to two in the NLCS...Marked organization's first N.L. pennant since 1945...Defeated the Cleveland Indians in World Series...Won dramatic Game 7 at Progressive Field.

MADDON





2015

- ◆ In 2015, guided the Cubs to 97 regular season wins and a trip to the NLCS...The 97 victories set the franchise mark for most wins in a manager's first year with Chicago, surpassing Jim Frey's 96 wins in 1984...Named the N.L. Manager of the Year.
- ◆ Club advanced to the N.L. Wild Card Game and defeated the Pittsburgh Pirates...Took the NLDS in four games (3-1) over the St. Louis Cardinals...Lost to the Mets if four games of the NLCS...Marked first trip to the NLCS for the Cubs in 12 years.

2014

- ◆ During final season at the helm of Tampa Bay, team posted a 77-85 record (.475), good for fourth place in the A.L. East (-19)...Club missed the postseason for just the third time in previous seven seasons.

2013

- ◆ Talled fourth straight 90 win season and fifth overall during his eighth season with the Rays...Club finished second in the A.L. East (-5.5)...Rays advanced to the postseason for the third time in previous four years...Club defeated the Cleveland Indians in the Wild Card Game...Fell to division rival Boston 3-1 in the ALDS.

2012

- ◆ Guided the Rays to a 90-72 (.556) record, his second consecutive and third ever 90-win campaign...Club finished in third place in the division (-5) and three games back of the Orioles and Rangers for the Wild Card Game.

2011

- ◆ Rays posted a 91-71 (.562) record, good for a second place finish in the division (-6)...Honored with second career A.L. Manager of the Year award...Captured the A.L. Wild Card and Club advanced to the postseason for the second straight season...Tampa Bay would fall to the Rangers in the four games (3-1) of the ALDS.
- ◆ Notched 500th career win Aug. 21 vs. Seattle.

2010

- ◆ In fifth season managing the Rays, team posted 96-66 (.593) record and captured their second A.L. East title (+1) and second in previous three years...Rays would fall to the Rangers in the ALDS 3-2.

2009

- ◆ Saw Rays finish the season with a 84-78 (.519) record, finishing above .500 for the second straight year...Club finished third in the division (-19).

2008

- ◆ Guided the Rays to a franchise record 97 wins (.599), captured the organization's first A.L. East title (+2) and eventually advance to the World Series...Tabbed as the A.L. Manager of the Year...Defeated the White Sox (3-1) in the ALDS...Defeated Boston in seven games of the ALCS...Club was defeated by the Philadelphia Phillies in the World Series (4-1).

2007

- ◆ In second season at the helm of Tampa, Club finished with a 66-96 (.407) record and a fifth place finish in the A.L. East (-30).

2006

- ◆ Left the Angels organization to become the fourth manager in Rays history, taking over for Lou Pinella...Club would finish the season with a 61-101 (.377), 36 games back of the New York Yankees.

PLAYING CAREER

- ◆ Signed with the Angels as a minor league free agent catcher in 1975...Hit .267 (137/514) with 27 doubles, two triples, five home runs and 69 RBI across four minor league seasons...Played the 1976 season with Single-A Quad Cities, 1977 and 1978 in Single-A Salinas and the 1979 season with Single-A Santa Clara before shifting to a coaching role.

PERSONAL/MISC

- ◆ Joseph John Maddon...On Twitter: @MaddHalos.
- ◆ Is an avid cyclist...Bikes anywhere from 60 to 100 miles per week.
- ◆ Favorite sports team is the Arizona Cardinals.
- ◆ Created Thanksmas in 2006...The annual program has turned into a week-long event in which he and numerous volunteers serve meals and provide gifts to needy citizens throughout the Orange County and Tampa Bay areas.
- ◆ On May 12, 2009 was honored at the Pennsylvania State House of Representatives after they unanimously voted in favor of H.R. 303 highlighting Maddon's accomplishments on the baseball diamond and his continued ties to his hometown of Hazleton, Pa...Hazleton (population: 25,000) is located approximately 80 miles north of Philadelphia.
- ◆ In December 2011, introduced his Hazleton Integration Project (HIP), created to help develop and maintain an atmosphere that will serve to unify the varied cultures of his Hazleton, PA hometown.
- ◆ In November 2012, received the Ted Williams Award from the Pediatric Cancer Foundation for making a difference in the community...The Tampa Bay Sports Commission in June of 2012 named him the Tampa Bay Area Philanthropic Player/Coach of the Year.
- ◆ In June 2013, HIP opened its Hazleton Community One Center ... since then, more than 1,000 people (mostly children) from the Hazleton area signed up for a variety of classes and activities...The center features over 30 programs as diverse as basketball camps, archery lessons, arts and crafts, guitar instruction and family yoga ...Has worked closely with the Board of Directors of HIP to ensure the Center will be able to serve the needs of the economically disadvantaged.
- ◆ Received his honorary degree from Lafayette College (Easton, Pa.), September 2, 2010...Inducted into Lafayette's Hall of Fame in 2009...Played three years of varsity baseball and one season of freshman football...Initially recruited by Lafayette as a shortstop and pitcher but switched to catcher midway through his freshman season when he volunteered despite having never caught before.
- ◆ Family home growing up was above his father, Joe Sr.'s plumbing shop...Joe Sr. passed away in 2002, six months before the Angels won the World Series...Mother, Beanie, was a long-time waitress at the Third Base Dugout restaurant in Hazleton, PA.





MADDON'S MANAGERIAL RECORD

Year	Club	League	Won	Lost	Pct.	Position
1981	Idaho Falls-R	Pioneer	27	43	.386	3rd (South Division)
1982	Salem-A	Northwest	34	36	.486	*1st (North Division)
1983	Salem-A	Northwest	31	39	.443	4th (North Division)
1984	Peoria-A	Midwest	66	73	.475	2nd (South Division)
1985	Midland-AA	Texas	59	77	.434	8th (West Division)
1986	Midland-AA	Texas	62	71	.466	6th (West Division)
1996	California	American	8	14	.364	Interim
1999	Anaheim	American	19	10	.655	Interim
2006	Tampa Bay	American	61	101	.377	5th (East Division)
2007	Tampa Bay	American	66	96	.407	5th (East Division)
2008	Tampa Bay	American	97	65	.599	*1st (East Division)
2009	Tampa Bay	American	84	78	.519	3rd (East Division)
2010	Tampa Bay	American	96	66	.593	*1st (East Division)
2011	Tampa Bay	American	91	71	.562	*2nd (East Division)
2012	Tampa Bay	American	90	72	.556	3rd (East Division)
2013	Tampa Bay	American	92	71	.564	*2nd (East Division)
2014	Tampa Bay	American	77	85	.475	4th (East Division)
2015	Chicago (N.L.)	National	97	65	.599	*3rd (Central Division)
2016	Chicago (N.L.)	National	103	58	.640	*1st (Central Division)
2017	Chicago (N.L.)	National	92	70	.568	*1st (Central Division)
2018	Chicago (N.L.)	National	95	68	.583	*2nd (Central Division)
2019	Chicago (N.L.)	National	84	78	.519	3rd (Central Division)
MAJOR LEAGUE TOTALS (16 seasons)			1,252	1,068	.540	

*Indicates made playoffs

MADDON'S MANAGERIAL RECORD IN PLAYOFFS

Year	Club	Series	Won	Lost	Pct.
1982	—	IF vs. MED	2	0	1.000
2008	—	TB vs. CWS	3	1	.750
		TB vs. BOS	4	3	.571
		TB vs. PHI	1	4	.200
2010	—	TB vs. TEX	2	3	.400
2011	—	TB vs. TEX	1	3	.250
2013	—	TB vs. CLE	1	0	1.000
		TB vs. BOS	1	3	.250
2015	—	CHC vs. PIT	1	0	1.000
		CHC vs. STL	3	1	.750
		CHC vs. NYM	0	4	.000
2016	—	CHC vs. SF	3	1	.750
		CHC vs. LAD	4	2	.667
		CHC vs. CLE	4	3	.571
2017	—	CHC vs. WAS	3	2	.600
		CHC vs. LAD	1	4	.200
2018	—	CHC vs. COL	0	1	.000
Playoff Totals			34	35	.493

ANGELS MANAGERIAL RECORDS

Years	Manager	W	L	PCT	Years	Manager	W	L	PCT
1961-69	Rigney, Bill	625	707	.469	1989-91	Rader, Doug	232	216	.518
1969-71	Phillips, Lefty	222	225	.497	1991-94	Rodgers, Buck	140	173	.447
1972	Rice, Del	75	80	.484	1992	Wathan, John#	39	50	.438
1973-74	Winkles, Bob	109	127	.462	1992	Lachemann, Marcel#	3	1	.750
1974	Herzog, Whitey#	2	2	.500	1994	Knoop, Bobby#	1	1	.500
1974-76	Williams, Dick	147	194	.431	1994-96	Lachemann, Marcel	160	170	.485
1976-77	Sherry, Norm	76	71	.517	1996	McNamara, John#	10	18	.357
1977-78	Garcia, Dave	60	67	.472	1996	Maddon, Joe#	8	14	.364
1978-81	Fregosi, Jim	237	248	.489	1997-99	Terry Collins	214	235	.477
1981-82	Mauch, Gene	122	103	.542	1999	Maddon, Joe#	19	10	.655
1983-84	McNamara, John	151	173	.466	2000-18	Scioscia, Mike	1650	1428	.536
1985-87	Mauch, Gene	257	229	.529	2019	Ausmus, Brad	72	90	.444
1988	Rojas, Cookie	75	79	.487	2020-	Joe Maddon			
1988	Stubing, Moose#	0	8	.000					

- Interim Manager

MADDON





JASON BROWN

#93

BORN: MAY 22, 1974

OPENING DAY AGE: 45

BIRTHPLACE: LONG BEACH, CA

RESIDES: PALOS VERDES, CA

APPOINTED: NOV. 6, 2019

BULLPEN CATCHER

HEIGHT: 6-2

WEIGHT: 205

BATS: R

THROWS: R

COACHING HIGHLIGHTS

- ◆ **2020** marks Southern California native's first season with **Angels** as a bullpen catcher...Spent previous two seasons (**2018-19**) as **Yankees** catching coach...In **2017**, was New York's Major League Coaching Assistant and Bullpen Catcher...Made professional coaching debut as Bullpen and Catching Coach for Triple-A **Scranton/Wilkes-Barre** in **2015** and **2016**...Was an assistant coach for Orleans Firebirds of the Cape Cod League from **2009-14**...Returned to alma mater, USC, in **2012** as an assistant coach...Spent three seasons (**2009-11**) as a varsity assistant coach at Palos Verdes High School (40 miles from Angel Stadium).

PLAYING CAREER & MISC

- ◆ Signed by Dodgers as a non-drafted free agent in May 1997 and went on to play 12 minor league seasons (1997-08)...Saw action in Dodgers, Devil Rays, Marlins, Pirates, Expos and Yankees systems, reaching as high as Triple-A...Spent majority of playing time at catcher...Attended University of Southern California...Posted a career .311 average with the Trojans with 14 home runs and 77 RBI...Earned All-Pac 10 honorable mention as a senior in 1997...Was member of 1995 Trojans team that made its first trip to College World Series since 1978.

MINOR LEAGUE PLAYING RECORD

Years	AVG	G	AB	R	H	2B	3B	HR	RBI	BB	SO	SB
12	.239	609	1899	200	454	105	6	44	240	152	509	2

STARTING POINT

Notable Angels Starting Rotations...

CATEGORY	TOTAL	YEAR
Lowest ERA	2.85	1964
Most Strikeouts	855	1973
Fewest Hits	662	1981
Lowest BAA	.217	1972
Opponent OPS	.614	1972
WHIP	1.20	1968
Innings Pitched	1,170	1973
K/BB	2.73	2018
K/9	8.75	2018

BROWN





2020 COACHING STAFF

BRIAN BUTTERFIELD #55

BORN: MARCH 9, 1958
BIRTHPLACE: BANGOR, ME
APPOINTED: NOV. 6, 2019
MARRIED: JAN
CHILDREN: JON, CHRIS

OPENING DAY AGE: 62
RESIDES: ORONO, ME

THIRD BASE/INFIELD COACH **HEIGHT: 6-0** **WEIGHT: 175** **BATS: R** **THROWS: R**

COACHING HIGHLIGHTS

◆ Joins **Angels** in **2020** and enters 40th season in professional baseball...Also serves as the Halos' Infield Coach...For a complete coaching year-by-year, see chart to the right...During **2018** and **2019** seasons was third base coach for **Cubs**...From **2013-17** served as **Red Sox** third base coach, infield instructor and baserunner instructor, including Boston's 2013 World Series championship...Was third base coach for 2014 A.L. All-Star team...Member of John Farrell's coaching staff for MLB All-Star Series in Japan in November 2014...Assisted Hanley Ramirez's transition to playing first base in 2016... Ramirez would go on to commit only four errors in 1,043 chances that season...Under tutelage, Dustin Pedroia won two Gold Glove Awards (2013 & 2014) and Xander Bogaerts was named a finalist for the honor in 2014... In **2001**, led **Tampa Yankees** to a league title...Named Gulf Coast League Manager of the Year in **1988** after leading his Club to the league championship.

COACHING HISTORY

1984	Yankees Minor League Roving Infield Instructor
1985-87	Yankees Minor League Coach
1988-90	Yankees Minor League Manager
1991	Yankees Minor League Roving Infield Instructor
1992	Yankees Minor League Manager
1993	Yankees Minor League Coach
1994-95	Yankees First Base Coach
1996-97	Diamondbacks Minor League Roving Infield Instructor, manager and scout
1998-00	Diamondbacks Third Base Coach
2001-02	Yankees Minor League Manager
2002-07	Blue Jays Third Base Coach
2008-09	Blue Jays Bench Base Coach
2010-12	Blue Jays Third Base Coach
2013-17	Red Sox Third Base Coach
2018-19	Cubs Third Base Coach
2020-	Angels Third Base Coach

PLAYING CAREER & MISC

◆ Signed with Yankees as a free agent in 1979...Went on to appear in 397 minor league games across five seasons (1979-83) in Yankees and Padres organizations...Played primarily as a second baseman...Tabbed as 1981 High-A Fort Lauderdale Team MVP in 1981...Attended University of Maine as a freshman in 1976 and played both baseball and basketball...Transferred to Valencia Community College and was named Florida Junior College Player of the Year in 1977...Moved to Florida Southern College for two years and was a member of 1978 National Championship team...Completed bachelor's degree in physical education in 1980, the year after his first pro season...Worked as an assistant coach at Eckerd College in Florida from 1980-81...Inducted into Maine Baseball Hall of Fame Aug. 3, 2014...Son of the late Jack Butterfield...Jack at one time served as Vice President of Player Development and Scouting for Yankees.

BUTTERFIELD'S MANAGERIAL RECORD

Year	Club	League	Won	Lost	Pct.	Finish
1988	GCL Yankees	Gulf Coast	45	18	.714	1st#
1989	Oneonta	New York-Penn	48	27	.640	2nd
1990	Greensboro	South Atlantic	59	85	.410	6th
1992	Fort Lauderdale	Florida State	59	76	.437	3rd
1997	AZL Diamondbacks	Arizona	27	29	.482	4th
2001	Tampa	Florida State	77	62	.554	1st#
2002	Columbus	International	12	25	.324	--^
MINOR LEAGUE TOTALS (7 seasons)			327	322	.504	

Won League Title

^ Joined Toronto's Major League staff in May

BUTTERFIELD





MICKEY CALLAWAY

#75

BORN: MAY 13, 1975 **OPENING DAY AGE:** 44
BIRTHPLACE: MEMPHIS, TN **RESIDES:** SANTA ROSA BEACH, FL
APPOINTED: NOV. 6, 2019
MARRIED: ANNA SNIPES, OCT. 21, 2001
CHILDREN: MADELINE, CATHERINE

PITCHING COACH

HEIGHT: 6-2


WEIGHT: 200

BATS: R

THROWS: R

COACHING HIGHLIGHTS

◆ Rejoins **Angels** organization in **2020** as pitching coach after two seasons (**2018-19**) as **Mets** manager...Went 163-161 (.503) in two years with New York...In 2019, Club went 86-76 (.531) finishing 11 games behind Braves and just three games behind Brewers for second Wild Card spot...Jacob deGrom won consecutive N.L. Cy Young Awards during his tenure as Mets manager...Prior to stint in New York, was **Indians** Pitching Coach from **2013-17**...From 2014-17, Cleveland hurlers led Majors in strikeouts...In 2017, Indians set a then-MLB record for strikeouts in a single season (1,614)...Tribe pitchers boasted a Major-League-leading 3.30 ERA in 2017 and second-best A.L. ERA in 2015 and 2016...In 2014, Corey Kluber won the organization's fourth Cy Young Award and first since Cliff Lee in 2008...Promoted to Cleveland's Minor League Pitching Coordinator in **2012**... In **2011**, was Single-A Kingston's (CLE) Pitching Coach...Began professional coaching ranks in **2010** as pitching coach for Single-A Lake County (CLE).



CALLAWAY

PLAYING CAREER & MISC

◆ Played in parts of five big league seasons for Rays (1999 & 2001), Angels (2002-03) and Rangers (2003-04), posting a career 4-11 record with a 6.27 ERA (130.2 IP - 91 ER)...Made six starts for the Angels during the Club's 2002 World Series championship season...Named 2002 Minor League Pitcher of the Year with Angels and Tampa Bay's Minor League Pitcher of the Year in 2001....Originally drafted by Devil Rays in seventh round of 1996 draft, the inaugural draft for the franchise...Made Major League debut June 12, 1999 with Tampa Bay vs. Montreal...Played three seasons (2005-07) in Korean Baseball Organization and one year (2009) in Taiwan...Was a two-time All-Star in Korea...Served as interim head coach for Texas A&M International University in 2008...Graduated from Germantown High School (TN) in 1993...Tabbed as the Gatorade Tennessee High School Player of the Year in 1992... Played college baseball at the University of Mississippi...Named after Hall of Famer Mickey Mantle.

MAJOR LEAGUE PITCHING RECORD

Years	W-L	ERA	G	GS	CG	SHO	SV	IP	H	R	ER	BB	SO
5	4-11	6.27	40	20	0	0	0	130.2	166	104	91	58	86

CALLAWAY'S MANAGERIAL RECORD

Year	Club	League	Won	Lost	Pct.	Finish
2018	New York (N.L.)	National	77	85	.475	4th
2019	New York (N.L.)	National	86	76	.531	3rd
MAJOR LEAGUE TOTALS (2 seasons)			163	161	.503	



2020 COACHING STAFF

MANNY DEL CAMPO

#92

BORN: MAY 11, 1983

OPENING DAY AGE: 36

BIRTHPLACE: RIITO, MEXICO

RESIDES: SAN LUIS, MEXICO

APPOINTED: FEB. 1, 2019

BULLPEN CATCHER

HEIGHT: 5-11

WEIGHT: 170

BATS: R

THROWS: R

COACHING HIGHLIGHTS

- ◆ **2020** marks fifth season in **Angels** organization and second with Major League staff as a bullpen catcher..From **2017-18**, was hitting coach for **Orem** in the Pioneer League and also served as a defensive coach during **2016** season...In **2015**, was a catching instructor for Águilas de Mexicali in Mexican League...Has also assisted coaching staff for Mexico's World Baseball Classic team.

PLAYING CAREER & MISC

- ◆ Played two seasons as a catcher in Diamondbacks organization (2004-05) after signing as a free agent in 2003...Also played professionally in Mexico from 2007-12...Attended Cibola HS in Yuma, AZ and St. Petersburg Junior College in Florida.

MINOR LEAGUE PLAYING RECORD

Years	AVG	G	AB	R	H	2B	3B	HR	RBI	BB	SO	SB
2	.180	54	150	13	27	8	0	2	13	9	35	0

MEXICAN LEAGUE PLAYING RECORD

Years	AVG	G	AB	R	H	2B	3B	HR	RBI	BB	SO	SB
5	.246	144	313	19	77	9	2	4	36	22	60	2



DEL CAMPO



JESÚS FELICIANO

#82

BORN: JUNE 6, 1979

BIRTHPLACE: BAYAMON, PR

APPOINTED: DEC. 3, 2018

MARRIED: TATIANA ENCARNACIÓN

CHILDREN: DANIKA PATRICIA

OPENING DAY AGE: 40

RESIDES: BAYAMON, PR

FIRST BASE/OUTFIELD COACH

HEIGHT: 5-10

WEIGHT: 190

BATS: L

THROWS: L

COACHING HIGHLIGHTS

- ◆ **2020** marks second season on **Angels** coaching staff following appointment Dec. 3, 2018 (replacing Alfredo Griffin)...Prior to joining Halos as first base and Outfield Coach, spent five seasons in **Cubs** organization...In **2018**, was hitting coach for Double-A **Tennessee** following two seasons (**2016-17**) as manager for Single-A **Eugene**...During second season at helm of Eugene, Club finished second in Northwest League, falling in finals to Vancouver Canadians...In **2016**, his Emeralds captured the Northwest League title, the Club's first since 1975...Tabbed as 2016 Northwest League Manager of the Year...Served as hitting coach for Single-A **South Bend** in **2015** and Single-A **Boise** in **2014**...In 2015, worked with future Yankee Gleyber Torres who led the Club with a .293 (136/464) average.

PLAYING CAREER & MISC

- ◆ Played 15 seasons of professional baseball, reaching Majors in 2010 with New York Mets...Appeared in 54 games for Mets following debut, June 10...Posted a .231 (25/108) clip with four doubles, a triple and three RBI at the Major League level...Over the course of career in minors with Dodgers (1998-2003), Tampa Bay (2003-04 & 2012), Washington (2005-06) and Mets (2007-11), amassed a .282 (1,503/5,328) average with 204 doubles, 21 triples, 23 home runs, 457 RBI, 691 runs scored and 199 stolen bases...Played for Team Puerto Rico during 2009 World Baseball Classic, batting .375 (6/16) in six games...Team was eliminated by Team USA in the Pool 2 semi-finals.

FELICIANO'S LIFETIME PLAYING RECORD

Years	AVG	G	AB	R	H	2B	3B	HR	RBI	BB	SO	SB
1	.231	54	108	12	25	4	1	0	3	6	12	1

MINOR LEAGUE PLAYING RECORD

Years	AVG	G	AB	R	H	2B	3B	HR	RBI	BB	SO	SB
15	.282	1561	5328	691	1503	204	21	23	457	372	544	199

FELICIANO'S MANAGERIAL RECORD

Year	Club	League	Won	Lost	Pct.	Finish
2016	Eugene	Northwest	54	22	.711	1st#
2017	Eugene	Northwest	39	37	.513	2nd
MINOR LEAGUE TOTALS (9 seasons)			93	59	.612	
#Won League Title						





2020 COACHING STAFF

#86

MIKE GALLEGO

BORN: OCT. 31, 1960
BIRTHPLACE: WHITTIER, CA
APPOINTED: DEC. 3, 2018
MARRIED: CARYN
CHILDREN: NIKO, JOE, ALI

OPENING DAY AGE: 59
RESIDES: SCOTTSDALE, AZ

BENCH COACH

HEIGHT: 5-8

WEIGHT: 185

BATS: R

THROWS: R

COACHING HIGHLIGHTS

◆ 2020 represents fifth season with Angels organization and first as Bench Coach (replacing Josh Paul)...Served as the Club's third base and Infield Coach in 2019...From 2016-18 was the Angels Director, Baseball Development...In 2009-15, served as Athletics third base coach, which included three trips to the postseason (2012, 2013 & 2014)...Joined the A's following nine seasons (2000-08) working in the Rockies organization...From 2005-08, served on the Rockies' Major League staff as third base and infield coach...Under his tutelage, Colorado set a Major League record for fielding percentage with a mark of .989 in 2007...Troy Tulowitzki led Major League shortstops with a .987 fielding percentage that year and Todd Helton topped all N.L. first basemen with a .999 fielding percentage...Spent majority of 2000-04 seasons as Colorado's roving infield coordinator...Joined Major League coaching briefly in 2002 before returning to minor league coaching ranks for the '03 and '04 seasons...Began coaching career as Red Sox minor league infield instructor in 1999.



PLAYING CAREER & MISC

- ◆ Played 13 Major League seasons with A's (1985-91, '95), Yankees (1992-94) and Cardinals (1996-97), compiling a .239 (700/2931) average with 111 doubles, 12 triples, 42 home runs and 282 RBI...Fashioned a .986 career fielding percentage at second base over 2,642 total chances...Played in four career postseasons, including trips to three straight World Series with Oakland (1988-90)...Was a member of 1989 World Series Champion A's...Returned to postseason with Cardinals in 1996...Originally drafted by Oakland in second round of 1981 First-Year Player Draft...Played collegiately at University of California, Los Angeles (UCLA) for three years before after prepping at St. Paul High School (Santa Fe Springs, CA - 17 miles from Angel Stadium).
- ◆ He and wife, Caryn, have twin sons, Joe and Nicholas "Niko" and a daughter, Ali, and reside in Scottsdale, AZ... Son, Niko, also played college baseball at UCLA and played in 2010 College World Series Finals against South Carolina...Niko was selected by Diamondbacks in 27th round of 2010 First-Year Player Draft and went on to play five seasons of professional baseball...Uncle of Dodgers catcher Austin Barnes...Full name is Michael Anthony Gallego.

GALLEGO'S LIFETIME PLAYING RECORD

Years	AVG	G	AB	R	H	2B	3B	HR	RBI	BB	SO	SB
13	.239	1111	2931	374	700	111	12	42	282	326	465	24

DIVISION SERIES PLAYING RECORD

Years	AVG	G	AB	R	H	2B	3B	HR	RBI	BB	SO	SB
1	.000	2	1	0	0	0	0	0	0	0	1	0

LEAGUE CHAMPIONSHIP SERIES PLAYING RECORD

Years	AVG	G	AB	R	H	2B	3B	HR	RBI	BB	SO	SB
3	.213	19	47	6	10	2	0	0	3	2	9	0

WORLD SERIES PLAYING RECORD

Years	AVG	G	AB	R	H	2B	3B	HR	RBI	BB	SO	SB
3	.083	7	12	0	1	0	0	0	0	1	3	1

GALLEGO



RYAN GARKO

#85

BORN: JAN. 2, 1981
BIRTHPLACE: PITTSBURGH, PA
APPOINTED: NOV. 6, 2019
MARRIED: CHRISTIE, DEC. 2009
CHILDREN: OLIVIA, JAMES

OPENING DAY AGE: 39
RESIDES: SACRAMENTO, CA

**COACHING ASSISTANT & INSTANT
 REPLAY COORDINATOR**

HEIGHT: 6-2 WEIGHT: 220 BATS: R THROWS: R

COACHING HIGHLIGHTS

- ◆ **2020** marks first season in **Angels** organization as Coaching Assistant/Instant Replay Coordinator, following appointment on Nov. 6 (replacing Matt Martin)...Joins Angels following two seasons (**2018-19**) as head coach at University of the Pacific...Amassed a 45-55 (.450) record during time at UOP...Saw six of his players sign professional contracts during time as head coach...Managed Double-A **Tulsa** (LAD organization) for parts of the **2016** and **2017** seasons...Returned to his alma mater, Stanford University, in August of **2013** as an assistant coach prior to managing the Drillers.

PLAYING CAREER & MISC

- ◆ A former third-round pick by Indians in 2003, went on to play six years (2005-10) in Majors with Indians, Giants and Rangers...Made big league debut with Cleveland Sept. 18, 2005 against the Royals...Enjoyed finest season of career in 2007, batting .289 (140/484) with 21 home runs and 61 RBI to accompany an .842 OPS in 138 games for Indians...Appeared in nine games during 2007 postseason...Hit .364 (4/11) with a home run and three RBI in Indians' defeat of Yankees during ALDS...Went 7-for-24 (.292) in six games of ALCS vs. Boston...Cleveland would fall in Game 7 in Boston...Also saw action in Korean Baseball Organization during 2011 campaign where he would help the Samsung Lions win the KBO Championship...Returned to the States and played 2012 season with the Independent League Long Island Ducks before signing with Tampa Bay...After completing 2012 campaign with Double-A Montgomery, was invited to Spring Training in 2013 by Rockies...Following the spring, turned his attention to the coaching ranks...Prepped at Servite High School (less than 10 miles from Angel Stadium) before attending Stanford University...During his time playing for the Cardinal, was named 2003 Co-Pac 10 Player of the Year, 2003 Biff Hoffman Award honoree and the 2003 Johnny Bench Award, given to the top catcher in the college ranks.

MAJOR LEAGUE PLAYING RECORD

Years	AVG	G	AB	R	H	2B	3B	HR	RBI	BB	SO	SB
6	.275	463	1552	190	427	75	3	55	250	125	272	0

GARKO'S MANAGERIAL RECORD

Year	Club	League	Won	Lost	Pct.	Finish
2016	Tulsa	Texas	68	71	.489	4th
2017	Tulsa	Texas	50	50	.500	---^
MINOR LEAGUE TOTALS (4 seasons)			118	121	.494	

^ Resigned to take head coach position at UOP

GARKO





2020 COACHING STAFF



JOHN MALLEE

#88

BORN: MAY 5, 1969

BIRTHPLACE: CHICAGO, IL

APPOINTED: NOV. 6, 2019

MARRIED: CANDY WIEDEMAN, MARCH 11, 1995

CHILDREN: JOHN III, AUSTIN

OPENING DAY AGE: 50

RESIDES: SCHEREVILLE, IN

ASST. HITTING COACH

HEIGHT: 6-0

WEIGHT: 170

BATS: R

THROWS: R

COACHING HIGHLIGHTS

- ◆ **2020** represents first season with **Angels** as assistant hitting coach after serving parts of two seasons (**2018-19**) as **Phillies** hitting coach...During 2019, saw Rhys Hoskins' walk total go from 87 in 2018 to a league-leading 116 in 2019...In first year as hitting coach, Phillies batters increased their home runs from 174 to 186 and drew 88 more walks on the season...From **2015-17** served on Joe Maddon's staff as **Cubs** hitting coach... During 2016 World Series run, Cubs hitters ranked second in Majors in OBP (.343) and third in runs scored (808)...Under his tutelage, saw Kris Bryant win the 2015 N.L. Rookie of the Year and 2016 N.L. MVP Award, while Anthony Rizzo and Jake Arrieta won Silver Slugger Awards...Before joining the Cubs, was hitting coach for **Astros** in **2013** and **2014** and the hitting coach for the **Marlins** in **2010** and **2011**...From **2002-10**, served as minor league hitting coordinator for Marlins before being named interim Major League hitting coach for Florida in 2010...In **2001**, was the minor league hitting coach for Triple-A **Ottawa** (Expos)...Began coaching career in **Brewers** organization as hitting coach for Single-A **Beloit** (**1996-97** & **1999**), Single-A **Stockton** (**1998**) and Double-A **Huntsville** (**2000**).

PLAYING CAREER & MISC

- ◆ Selected by Phillies in 12th round of 1991 First-Year Player Draft...Played two season of minor league ball with Rookie-Level Martinsville and Single-A Spartanburg...Combined to hit .208 (68/327) with 10 doubles, three triples and 28 RBI across 115 minor league games...Attended Chicago State University and the University of Illinois at Chicago, majoring in Kinesiology...With UIC, earned All-League and All-Tournament honors in both 1990 and 1991.

MINOR LEAGUE PLAYING RECORD

Years	AVG	G	AB	R	H	2B	3B	HR	RBI	BB	SO	SB
2	.208	115	327	49	68	10	3	0	28	45	74	8



GAR KO



JOSÉ MOLINA

#82

BORN: JUNE 3, 1975

OPENING DAY AGE: 44

BIRTHPLACE: BAYAMON, PR

RESIDES: DORADO, PR

APPOINTED: DEC. 3, 2018

MARRIED: YALICIA

CATCHING COACH

HEIGHT: 6-0

WEIGHT: 260

BATS: R

THROWS: R

COACHING HIGHLIGHTS

◆ 2020 marks fifth season as a coach for the **Angels** and second as Major League Catching Coach...Began coaching career as the organization's minor league catching coordinator, for three seasons (2016-18).

PLAYING CAREER & MISC

◆ Two-time World Series champion played 15 seasons in Major Leagues with Cubs (1999), Angels (2001-07), Yankees (2007-09), Blue Jays (2010-11) and Rays (2012-14)...Posted a .237 (592/2546) career average in 947 big league games, including a .237 (227/958) clip in 363 games as a member of the Angels...Won World Series Championships with Angels in 2002 and Yankees in 2009... 25 career pickoffs as a catcher remain tied for 10th most all-time with Thurman Munson...Older brother, Bengie Molina, played 13 years (1998-2010) in the big leagues and younger brother, Yadier Molina, currently plays for St. Louis (2004-current).



MOLINA

MAJOR LEAGUE PLAYING RECORD

Years	AVG	G	AB	R	H	2B	3B	HR	RBI	BB	SO	SB
15	.233	947	2546	240	592	117	3	39	223	154	576	20

CATCHING UP ON ANGELS CATCHERS

Games Caught

1. Bob Boone	961
2. Bob Rodgers	895
3. Bengie Molina	685
4. Jeff Mathis	411
5. Mike Napoli	406
6. Lance Parrish	386
7. Chris Iannetta	380
8. José Molina	348
9. Brian Downing	310
10. Jorge Fábregas	309

Hits as a Catcher*

1. Bob Boone	735
2. Bengie Molina	656
3. Lance Parrish	320
4. Mike Napoli	307
5. Brian Downing	279
6. Chris Iannetta	249
7. Jeff Mathis	231
8. José Molina	220
9. Jorge Fábregas	212
10. Matt Walbeck	179

Home Runs as a Catcher*

1. Mike Napoli	75
T2. Bengie Molina	61
Lance Parrish	61
4. Bob Boone	39
5. Chris Iannetta	36
6. Jeff Mathis	26
7. Brian Downing	20
8. Martín Maldonado	19
9. Hank Conger	16
10. Two tied	15

RBI as a Catcher*

1. Bengie Molina	348
2. Bob Boone	314
3. Mike Napoli	197
4. Lance Parrish	173
5. Chris Iannetta	139
6. Jeff Mathis	138
7. Brian Downing	124
T8. Jorge Fábregas	89
José Molina	89
10. Matt Walbeck	80

Doubles as a Catcher*

1. Bob Boone	115
2. Bengie Molina	103
3. Mike Napoli	62
4. Chris Iannetta	52
5. José Molina	49
6. Jeff Mathis	48
7. Brian Downing	45
8. Lance Parrish	35
9. Hank Conger	34
10. Martín Maldonado	33

Fielding Percentage (min. 200 G)

1. Martín Maldonado	.997
2. Chris Iannetta	.996
3. Bengie Molina	.994
4. Lance Parrish	.993
5. Jeff Torborg	.992
6. Ellie Rodríguez	.991
7. José Molina	.990
8. Brian Downing	.990
9. Matt Walbeck	.990
10. Tom Satriano	.990

Caught Stealing Percentage

1. Bob Boone	46.8
2. José Molina	41.5
3. Martín Maldonado	40.2
4. Lance Parrish	38.9
5. Ellie Rodríguez	38.5
6. Bengie Molina	36.3
7. Terry Humphrey	34.8
8. Andy Etchebarren	33.5
9. Greg Myers	32.4
10. Matt Walbeck	31.9

Catcher Pickoffs

1. Bob Boone	31
2. José Molina	15
3. Jeff Mathis	14
4. Chris Iannetta	9
5. Bengie Molina	5
T6. Martín Maldonado	4
Ellie Rodríguez	4
T8. Brian Downing	3
Jorge Fábregas	3
Lance Parrish	3

*Since 1974...Data is courtesy of STATS LLC



2020 COACHING STAFF



JEREMY REED

#77

BORN: JUNE 15, 1981

OPENING DAY AGE: 38

BIRTHPLACE: SAN DIMAS, CA

RESIDES: PHOENIX, AZ

APPOINTED: DEC. 3, 2018

HITTING COACH

HEIGHT: 6-0

WEIGHT: 200

BATS: L

THROWS: L

COACHING HIGHLIGHTS

- ◆ **2020** marks Reed's second season as **Angels** hitting coach following appointment on Dec. 3, 2018 (replacing Eric Hinske)...During first season, saw Halos hit 220 home runs, the second-most in franchise history behind only the 2000 Angels (236)...Halos offense also improved over 2018 numbers in hits, runs, home runs, RBI, walks, team average, OBP and slugging while the team's overall strikeout totals fell...Promoted after serving as the organization's minor league hitting coordinator in **2017** and **2018**...Worked extensively with several current Angels Major Leaguers during tenure...Prior to joining Angels, was minor league hitting coordinator from **2014-16** for **Brewers**.

PLAYING CAREER & MISC

- ◆ Played in parts of eight seasons at Major League level for Mariners (2004-08), Mets (2009), Blue Jays (2010) and Brewers (2011)...Posted a career .252 (315/1250) average with 141 runs scored, 67 doubles, 12 triples, 12 home runs and 110 RBI in 483 games...Was originally drafted by Chicago White Sox in second round of the 2002 First-Year Player Draft...Traded by White Sox to the Mariners in 2004 with Mike Morse and Miguel Olivo in exchange for Ben Davis and Freddy Garcia...Was part of a three-team trade Dec. 11, 2008 between Mariners, Mets and Indians which also involved former Angels Luis Valbuena, Jason Vargas and Joe Smith...Played for USA Summer National Team in 2001 and 2002...Played collegiately at Long Beach State University (17 miles from Angel Stadium)...Was college teammates with Jered Weaver...Prepped at Bonita High School (La Verne, CA - 26 miles from Angel Stadium).

MAJOR LEAGUE PLAYING RECORD

Years	AVG	G	AB	R	H	2B	3B	HR	RBI	BB	SO	SB
8	.252	483	1250	141	315	67	12	12	110	100	196	20

LONGEST HOME RUNS HIT AT ANGEL STADIUM SINCE 2015

Player	Date	Distance (ft.)
Joey Gallo	Sept. 17, 2017	490
Mike Trout	May 18, 2019	473
Carlos Correa	Sept. 12, 2015	469
Jonathan Schoop	May 23, 2019	467
Martin Maldonado	Aug. 29, 2017	465
Carlos Correa	June 23, 2015	464
Ian Desmond	July 19, 2016	462
C.J. Cron	July 19, 2016	461
Mike Trout	April 6, 2019	458
C.J. Cron	June 29, 2015	457

NOTE: All home run distances are courtesy of Statcast



PAUL SORRENTO

#87

BORN: NOV. 17, 1965
BIRTHPLACE: SOMERVILLE, MA
APPOINTED: DEC. 3, 2018
CHILDREN: ASHTON

OPENING DAY AGE: 54
RESIDES: BELLEVUE, WA



HITTING INSTRUCTOR HEIGHT: 6-2 WEIGHT: 215 BATS: L THROWS: R

COACHING HIGHLIGHTS

◆ Enters ninth season with Angels in 2020 and second as hitting instructor...Appointed to current position Dec. 3, 2018...Spent previous three years (2016-18) as Angels assistant hitting coach... In 2019, saw Mike Trout win his third career MVP award after posting career highs in home runs and slugging percentage...2018 saw Angels improve team OPS 14 points compared to 2017 (.712 OPS/.726 OPS)...In 2017, Martín Maldonado improved batting average by over 20 points and Andrelton Simmons improved home runs (14 HR/4 HR) and RBI (69 RBI/44 RBI) compared to 2016 marks...2016 saw several Angels batters hit above their career averages including Kole Calhoun, Yunel Escobar and Mike Trout... Held the title of Minor League Hitting Coordinator for the Club from 2013-15...Assisted Dave Hansen with hitting coach duties during 2014 campaign while Don Baylor recovered from a broken thigh bone...Held first professional coaching role in 2012 as hitting coach for Adv-A Inland Empire.



SORRENTO

PLAYING CAREER & MISC

◆ Played 11 big league seasons with Minnesota (1989-91), Cleveland (1992-95), Seattle (1996-97) and Tampa Bay (1998-99), compiling a .257 (876/3412) career average with 176 doubles, five triples, 166 home runs and 565 RBI...Tallied three straight 20+ home run seasons from 1995-97, including a career-best 31 in 1997 with Seattle...Played in postseason three different times, including two trips to World Series...Was member of 1991 World Series champion Minnesota Twins...Played in opening game at Camden Yards, Apr. 6, 1992 and logged first hit in ballpark's history...Signed with Tampa Bay Devil Rays during their inaugural season in 1998...With his Opening Day start, became first designated hitter in franchise history...Originally drafted by Angels in fourth round of the 1986 First-Year Player Draft...Traded the following season to Twins along with two other players for Kevin Trudeau and Bert Blyleven.

MAJOR LEAGUE PLAYING RECORD

Years	AVG	G	AB	R	H	2B	3B	HR	RBI	BB	SO	SB
11	.257	1093	3412	454	876	176	5	166	565	426	844	8

MOST WALK-OFF WINS IN FRANCHISE HISTORY

Number of walk-offs	Season	Players
14	1985	Boone, Schofield, Beniquez, Jones, Jackson, Jones, DeCinces, Beniquez, Boone, Downing, DeCinces, Boone, Downing, Caw Spencer, Rivers, Stanton, Oliver, McMullen, Llenas, Alomar, Cardenas, Oliver, Llenas, Berry, Cardenas, Stephenson
13	1972	Fregosi, Rodgers, Reichardt, Fregosi, Rodgers, Mincher, Skowron, Hall, Morton, Rodgers, Reichardt, Reichardt, Bichette, Parrish, Ray, Joyner, Parrish, Winfield, Downing, Ray, Winfield, Parrish, Anderson, White
12	1967	Ray, Parrish, Joyner, Armas, Joyner, Joyner, Davis, Joyner, Washington, Downing, Joyner, Joyner
12	1989	Repoz, McMullen, Gonzalez, O'Brien, Cowan, McMullen, Berry, McMullen, Spencer, Parker, Fregosi
12	1997	Salmon, DiSarcina, Erstad, Edmonds, Edmonds, Anderson, DiSarcina, Hollins, Phillips, Salmon, Anderson, Salmon

* Club record for career walk off hits as an Angel is 11 by Tim Salmon



2020 COACHING STAFF



MATT WISE

#83

BORN: NOV. 18, 1975
BIRTHPLACE: MONTCLAIR, CA
APPOINTED: NOV. 6, 2019
MARRIED: AMY
CHILDREN: ASHLEY, HAYDEN, BRADY, LUKE

OPENING DAY AGE: 44
RESIDES: CHANDLER, AZ

BULLPEN COACH

HEIGHT: 6-4

WEIGHT: 190

BATS: R

THROWS: R

COACHING HIGHLIGHTS

- ◆ **2020** represents 15th season in **Angels** organization, ninth in a coaching capacity and first as Bullpen Coach...Spent the previous two years (**2018-19**) as Club's minor league pitching coordinator...In **2017**, was minor league pitching program coordinator, **2016** was the Rookie-Level **AZL Angels'** Pitching Coach (also held this position in **2012-13**)...Spent **2014-15** campaigns as Pitching Coach for Adv.-A **Inland Empire**.

PLAYING CAREER & MISC

- ◆ Former sixth-round draft pick by Angels in 1997, went on to play eight season of professional baseball for Angels (1997-02), Brewers (2004-07) and Mets (2008)...Made Major League debut for Halos Aug. 2, 2000 vs. Tigers...Went on to pitch in 209 career games at big league level, amassing a career 17-22 record with a 4.23 ERA (317 IP - 149 ER)...Was a part of 2002 Angels World Series team...Enjoyed finest season in 2005 with Milwaukee, appearing in 49 games as a relief pitcher and posting a career-best 3.36 ERA (64.1 IP - 24 ER) with a 0.96 WHIP...Prepped at Bonita High School (La Verne, CA) - same high school as Jeremy Reed (did not attend at same time) - located just under 30 miles from Angel Stadium... Played collegiate ball at Pepperdine University (Malibu, CA) and Cal State Fullerton.

MAJOR LEAGUE PITCHING RECORD

Years	W-L	ERA	G	GS	CG	SHO	SV	IP	H	R	ER	BB	SO
8	17-22	4.23	209	18	0	0	2	317.0	298	164	149	106	244

WHAT A RELIEF

Notable Angels Bullpens...

CATEGORY	TOTAL	YEAR
Lowest ERA	2.67	1971
Most Strikeouts	764	2019
Fewest Hits	282	1972
Lowest BAA	.219	2002
Opponent OPS	.619	1971
WHIP	1.20	2002
Saves	66	2008
Save Percentage	84.8%	1969
K/9	9.51	2017

2020 ANGELS





2020 LOS ANGELES ANGELS

JO ADELL

#59

BORN: APRIL 8, 1999
BIRTHPLACE: SHELBY, NC
SIGNED THRU: 2020

OPENING DAY AGE: 20
RESIDES: PROSPECT, KY

ACQUIRED: SELECTED IN FIRST ROUND (10TH OVERALL) OF 2017 FIRST-YEAR PLAYER DRAFT



OF

HEIGHT: 6-3 WEIGHT: 215 BATS: R THROWS: R

NON-ROSTER INVITEE

ADELL'S LIFETIME PLAYING RECORD

Year	Club	AVG	G	AB	R	H	2B	3B	HR	RBI	SH	SF	HBP	BB	IBB	SO	SB	CS	GDP	SLG	OBP	E
2017	— Angels (AZL)	.288	31	118	18	34	6	6	4	21	1	1	2	10	1	32	5	0	0	.542	.351	-
	— Orem	.376	18	85	25	32	5	2	1	9	0	0	1	4	0	17	3	2	3	.518	.411	-
2018	— Burlington	.326	25	95	23	31	7	1	6	29	0	1	1	11	0	26	4	1	5	.611	.398	2
	— Inland Empire	.290	57	238	47	69	19	3	12	42	0	2	6	15	0	63	9	2	2	.546	.345	3
	— Mobile	.238	17	63	14	16	6	0	2	6	0	0	2	6	0	22	2	0	0	.429	.324	1
2019	— Inland Empire	.280	6	25	4	7	1	0	2	5	0	0	1	1	0	10	0	0	0	.560	.333	1
	— Mobile	.308	43	159	28	49	15	0	8	23	0	1	3	19	0	41	6	0	7	.553	.390	4
	— Salt Lake	.264	27	121	22	32	11	0	0	8	0	0	0	10	0	43	1	0	0	.355	.321	1
MINOR TOTALS		.298	224	904	180	269	70	12	35	143	1	5	16	76	1	254	30	5	17	.518	.361	12


- ◆ Jordan 'Jo' Scott Adell (UH-DEU)...On Twitter: @joadell25...Signed by Angels scout John Burden.
- ◆ **2020** marks second big league camp...Enters season ranked by *Baseball America* as the #3 prospect in baseball (#5 per *MLB.com*)...Ranked #1 in **Angels** system and the organization's Best Power Hitter and Best Athlete.
- ◆ Split **2019** between three levels, playing 27 games for Triple-A **Salt Lake** in Pacific Coast League...Rated as Angels top prospect (and #6 prospect in baseball) by *Baseball America* entering 2019...*MLB.com* Organization All-Star after slashing a combined .289/.359/.475 with 54 R and 7 SB in 76 games...Named as a 2019 Futures Game Selection.
- ◆ Entered **2018** as #2 prospect in LAA system per *Baseball America* and #15 in baseball by *MLB.com*...Finished **2018** batting .290 (115/396) with 20 HR, 32 2B, 77 RBI and 15 SB between Double-A **Mobile**, Adv.-A **Inland Empire** and Single-A **Burlington**...77 RBI were second-most among all Angels farmhands while 20 HR ranked third in system.
- ◆ Began 2018 with **Burlington** in Midwest League...Hit .326 (31/95) with six home runs and 29 RBI in 25 games...Named Midwest League Batter of Week (May 14-20)...Went 4-for-6 (4 R, 2B, 8 RBI) April 20 vs. Quad Cities and 4-5 (2 R, 2B, 2 HR, 5 RBI) May 15 vs. Kane County...Promoted to **Inland Empire** May 22 and hit .290 (69/238) with 19 doubles, three triples, 46 runs, 12 home runs, 42 RBI and nine stolen bases with 66ers...Earned Cal League Batter of Week honors June 11-17 (.536; 15-for-28, 9 R, 4 HR, 8 RBI in 7G) and Cal League Player of Month honors for June (.372/.398/.664; 23 R, 17 XBH, 7 HR & 18 RBI in 26 G).
- ◆ Selected to represent Angels in 2018 All-Star Futures Game in Washington D.C...Batted leadoff for Team USA, scoring go-ahead run with a sac fly to lead squad to 10-6 victory over World Team.
- ◆ Promoted to **Mobile** in Southern League on July 30, 2018...In 17 games, hit .238 (16/63) with 14 runs, six doubles, two home runs, six RBI and two stolen bases in 17 games...At age 19, was second-youngest player to reach Double-A level in 2018, behind Padres top prospect Fernando Tatis Jr., who is three months younger.
- ◆ Began professional career in June **2017** with Arizona League's **AZL Angels**, batting .288 (34/118) with six doubles, six triples, four home runs, 21 RBI and 10 stolen bases in 31 games...Promoted to Rookie-Level **Orem** of Pioneer League in mid-August and spent rest of season there, batting .376 (25/85) with 25 runs, five doubles, two triples, one home run and nine RBI in 18 games...Hit safely in 16 of 18 contests.
- ◆ In January 2019, partnered with Reds' top prospect Hunter Greene for for Inaugural Baseball and Leadership Camp in Inglewood, CA...Over 400 current/former professional baseball players, campers and coaches gathered for a free day of baseball, leadership and development for local youths.
- ◆ In first off-season as a professional in 2017, took 'Intro to Communications' at University of Louisville...Also hosted first annual 'Jo Adell Turkey Drive' providing Thanksgiving dinners to those in need...In October 2018, hosted the 'Jo Adell Baseball Camp' for youth at his former high school (Ballard HS) in Louisville, KY.
- ◆ As high school senior in 2017, batted .562 with 25 home runs, 61 RBI, 22 stolen bases and 53 runs...25 HR led nation and fell four shy of the all-time Kentucky High School record (was highest single-season total in state since introduction of BBCOR bats in 2012)...Ranked fourth in nation in slugging percentage (1.437) and seventh in RBI.
- ◆ Named Gatorade Kentucky Baseball Player of the Year...Ranked #14 prospect in nation for 2017 Amateur Draft by *MLB.com*, which also listed him under best tools of any outfielder/RHP in country...Became first player drafted directly out of a Louisville high school in first round since 2001...Had verbally committed to University of Louisville...Named a two-time Under Armour All-American...As a pitcher, fastball clocked in mid-90s range as a prep.
- ◆ His father, Scott, was an offensive lineman drafted in 12th round by New Orleans Saints in 1992...His mother, Nicole, is principal at Newburg Junior High School (Louisville, KY) where Jo has spoken to students on multiple occasions...Sister, Jessica, played softball at the University of Louisville and University of Tennessee (freshman year).

ADELL





#20



ARISMENDY ALCÁNTARA

BORN: OCT. 29, 1991
BIRTHPLACE: SANTO DOMINGO, DR
SIGNED THRU: 2020
ACQUIRED: SIGNED AS MINOR LEAGUE FREE AGENT, NOV. 25, 2019

OPENING DAY AGE: 28
RESIDES: SANTA DOMINGO, DR
MLB SERVICE: 1 YEAR, 108 DAYS

INF

HEIGHT: 5-10 WEIGHT: 170 BATS: B THROWS: R

NON-ROSTER INVITEE

ALCÁNTARA'S LIFETIME PLAYING RECORD

Year	Club	AVG	G	AB	R	H	2B	3B	HR	RBI	SH	SF	HBP	BB	IBB	SO	SB	CS	GDP	SLG	OBP	E
2009	Cubs 1 (DSL)	.275	65	258	44	71	11	8	3	32	1	3	1	30	1	47	20	2	7	.415	.349	36
2010	Boise	.283	59	219	29	62	5	6	3	24	2	3	1	10	0	53	7	3	1	.402	.315	22
2011	Peoria	.271	99	369	45	100	14	5	2	37	4	0	1	16	1	76	8	3		.352	.303	40
2012	Daytona	.302	85	331	47	100	13	7	7	51	2	5	2	19	0	61	25	4	5	.447	.339	35
2013	Tennessee	.271	133	494	69	134	36	4	15	69	9	4	2	62	6	125	31	6	4	.451	.352	33
2014	Iowa	.307	89	335	62	103	25	11	10	41	3	3	0	25	0	83	21	3	2	.537	.353	12
	CHICAGO (N.L.)	.205	70	278	31	57	11	2	10	29	1	2	2	17	0	93	8	5	3	.367	.254	6
2015	CHICAGO (N.L.)	.077	11	26	5	2	0	0	0	1	1	0	0	5	0	11	1	0	0	.077	.226	1
	Iowa	.231	120	454	72	105	20	10	12	36	7	3	0	35	0	125	16	6	7	.399	.285	20
2016	Iowa	.263	54	198	32	52	9	5	5	21	0	1	0	15	0	61	21	0	2	.434	.313	4
	Nashville	.290	48	200	28	58	10	5	6	27	2	2	1	14	0	57	11	6	4	.480	.336	7
	OAKLAND	.211	16	19	2	4	1	0	0	2	0	0	0	0	0	8	3	3	1	.263	.211	0
	Stockton	.308	6	26	4	8	3	1	1	8	0	0	0	1	0	9	0	0	0	.615	.333	1
2017	CINCINNATI	.171	70	105	13	18	3	1	1	7	1	0	0	2	0	38	2	0	2	.248	.187	3
	Pensacola	.164	17	61	9	10	3	3	0	8	0	0	0	7	0	19	0	1	1	.211	.250	1
2018	Mexico (Mex)	.264	21	91	19	24	2	1	3	13	0	2	1	10	1	15	5	2	1	.407	.337	4
	Oaxaca1 (Mex)	.279	20	68	16	19	3	1	8	25	0	1	0	9	1	21	4	0	2	.706	.359	7
	Oaxaca2 (Mex)	.321	36	137	27	44	14	2	4	21	0	2	1	13	1	37	2	3	1	.540	.379	10
	Tijuana (Mex)	.236	18	55	13	13	0	2	3	12	0	1	0	6	0	10	4	0	1	.473	.306	0
2019	Binghamton	.263	27	99	16	26	7	0	2	10	0	0	1	11	0	27	5	1	1	.394	.342	1
	Syracuse	.294	92	303	60	89	14	6	13	48	1	3	0	32	1	84	16	2	3	.508	.358	10
MAJOR TOTALS		.189	167	428	51	81	15	3	11	39	3	2	2	24	0	150	14	8	6	.315	.235	10
MINOR TOTALS		.274	894	3347	517	918	170	71	79	412	32	26	9	277	9	827	181	42	40	.438	.329	222
MEXICO TOTALS		.285	95	351	75	100	19	6	18	71	0	6	2	38	2	262	83	15	5	.527	.353	21

ALCÁNTARA



- ◆ Arismendy (ar-ees-MEN-dee) Alcántara (al-KAHN-trah)...On Twitter: @arismendy0529...Nickname: Arismel.
- ◆ **2020** marks first season with **Angels** organization...Has played in 167 MLB games over parts of four seasons with **Cubs**, **Athletics** and **Reds**...Has appeared at six different positions in MLB action: CF (59 G); 2B (46 G); 8 G each at RF and SS; 3B (6 G); LF (3 G)...In minor league career, has recorded 517 R, 181 SB (42 CS), 170 2B, 71 3B, 79 HR and 412 RBI, while batting .274...Committed 166 of his 222 career minor league errors between 2009 and 2013.
- ◆ Returned to U.S. in **2019** after playing in Mexican League the previous season...Played 92 games for Triple-A **Syracuse** in the International League, slashing .294/.358/.508 with 60 R, 14 2B, 6 3B, 13 HR, 48 RBI and 16 SB (2 CS)...Appeared in first 29 games of the season with Double-A **Binghamton** in Eastern League.
- ◆ In **2016**, swiped a career-high 35 bases between Triple-A and Majors, stealing his first 27 without being caught.
- ◆ In **2015**, recorded a walk-off single for **Cubs**, April 20 against Reds...Played every position at Triple-A **Iowa** except pitcher, catcher and first base.
- ◆ During **2014** season, made MLB debut July 9 for **Cubs** in Cincinnati, going 0-for-4 and starting at second base...Posted 4 hits and 3 RBI the following day, becoming fourth Cub since 1904 to collect a four-hit game within his first two career contests and first since 1943 (Don Johnson)...Hit first MLB home run July 13 vs. Atlanta, a 2-run HR off current Angels pitcher Julio Teheran...Hit five HR in a 10-game stretch (Aug. 24 - Sep. 2).
- ◆ Minor League Awards and Honors include: Four-time *MILB.com* Organization All-Star (**2013-2015** with **Cubs** and **2019** with **Mets**); Four-time Mid-Season All-Star (**2012**: Adv.-A **Daytona**, **2013**: Double-A **Tennessee**, **2014-2015**: **Iowa**); Post-Season All-Star in **2013-2014**; **2013** *Topps* Double-A All-Star; Pacific Coast League Player of the Week: June 30, **2014** with **Iowa**.
- ◆ **2013** World Team selection for All-Star Futures Game...Started at second baseman and was No. 2 hitter...Led off 4th inning with an upper-deck home run to right field to tie score at one.



2020 LOS ANGELES ANGELS

JUSTIN ANDERSON

#38

BORN: SEPT. 28, 1992

OPENING DAY AGE: 27

BIRTHPLACE: HOUSTON, TX

RESIDES: HOUSTON, TX

SIGNED THRU: 2020

MLB SERVICE: 1 YEAR, 161 DAYS

ACQUIRED: SELECTED IN 14TH ROUND OF 2014 FIRST-YEAR PLAYER DRAFT

MARRIED: BRIANA SMITH, NOV. 2, 2019



RHP

HEIGHT: 6-3

WEIGHT: 230

BATS: L

THROWS: R

ANDERSON'S LIFETIME PITCHING RECORD

Year	Club	W-L	ERA	G	GS	CG	GF	SHO	SV	IP	H	R	ER	HR	HB	BB	IBB	SO	WP	BK	BAA
2014	— Orem	1-4	9.00	11	5	0	0	0	0	22	31	29	22	1	1	12	0	13	6	0	.316
	Angels (AZL)	0-0	5.14	2	2	0	0	0	0	7	9	4	4	0	0	3	0	6	2	0	.310
2015	— Burlington	9-9	3.41	28	22	0	3	0	0	142.2	148	68	54	4	7	51	0	112	8	0	.273
2016	— Inland Empire	8-12	5.70	28	27	0	0	0	0	145.1	193★	99	92★	15	8	48	0	107	5	1	.322
2017	— Inland Empire	0-0	5.06	4	0	0	2	0	1	5.1	4	4	3	0	0	2	0	6	2	0	.174
	Mobile	3-2	5.06	42	0	0	11	0	1	58.2	56	35	33	7	5	29	1	36	3	0	.255
2018	— Mobile	0-0	0.00	3	0	0	2	0	0	3.2	2	0	0	0	0	1	0	8	0	0	.167
	Salt Lake	0-0	0.00	3	0	0	1	0	0	5	0	0	0	0	1	1	0	6	1	0	.000
	LAA	3-3	4.07	57	0	0	10	0	4	55.1	42	25	25	3	4	40	3	67	9	1	.214
2019	— LAA	3-0	5.55	54	0	0	7	0	1	47	42	32	29	6	1	32	0	60	4	0	.232
	Salt Lake	0-1	12.27	3	0	0	0	0	0	3.2	2	5	5	2	1	4	0	7	0	0	.154
MAJOR TOTALS		6-3	4.75	111	0	0	17	0	5	102.1	84	57	54	9	5	72	3	127	13	1	.223
MINOR TOTALS		21-28	4.87	124	56	0	19	0	2	393.1	445	244	213	29	23	151	1	301	27	1	.287

★ led or tied for league lead

Disabling Injuries: 2019 — Right upper trap strain; disabled Aug. 12 (retro to Aug. 10 - Sept. 8)

2019 SEASON

- ◆ Made **Angels** Opening Day roster for first time in career.
- ◆ Earned wins in consecutive appearances for Angels on April 5 and April 7 vs. TEX.
- ◆ Converted only 9th inning save opportunity May 26 vs. Texas.
- ◆ Talled 100th strikeout of career on June 8 vs. Seattle (Kyle Seager) in 9th inning.
- ◆ Led Angels with 37 inherited runners (21 stranded)...Stranded rate of 57% also led staff (min. 5 IR).
- ◆ In 32 first half appearances, went 2-0 with a 3.38 ERA (32 IP - 12 ER) and 46 strikeouts.
- ◆ Missed 26 games on injured list with a right upper trap strain (did not have a minor league rehab stint).
- ◆ Omitted to Triple-A **Salt Lake** April 8 and made three appearances for Bees before being recalled April 23 for remainder of season.

MAJOR LEAGUE SUMMARY

2018

- ◆ Made Major League debut with **Angels** Apr. 23 in hometown of Houston...Recorded first career strikeout vs. Carlos Correa with two on and two out in the 8th inning of Angels 2-0 win.
- ◆ Led Angels staff and ranked seventh in American League with 22 holds...Was fifth among Major League rookies in holds.
- ◆ Strikeouts per nine innings rate of 10.90 ranked fifth among A.L. rookies (min. 50 IP)...Rate of 0.49 home runs allowed per nine innings ranked second.
- ◆ Stranded 21 of 24 inherited runners (87.5%) on season.
- ◆ Converted first Major League save May 14 vs. Houston.
- ◆ Earned first career win May 23 at Toronto.
- ◆ Struck out all four batters faced on Aug. 10 vs. A's...First Angels pitcher to do so (min. 4 BF) since Cory Rasmus (4 BF - 4 SO) Oct. 4, 2015 at Texas.

CAREER TRANSACTIONS

- ◆ June 7, 2014...Selected by **Angels** in 14th round of 2014 First-Year Player Draft (signed June 10, 2014).

ANDERSON





PERSONAL/MISC

- ◆ Justin Charles Anderson...On Twitter: @janderson_22.
- ◆ Visited students at Russell Elementary School in Garden Grove, CA as part of Angels 2018 Adopt-A-School program.
- ◆ Participated in 2018 Aces & Athletes charity casino night benefiting Angels Baseball Foundation.
- ◆ Visited patients at CHOC Children's Hospital with Angels teammates during 2018 season.
- ◆ Pitched for Scottsdale in 2016 Arizona Fall League, representing Angels organization.
- ◆ Attended St. Pius X HS (TX) and University of Texas San Antonio.
- ◆ Originally signed by Angels scout Rudy Vasquez.

CAREER FIELDING

POS	PCT	G	PO	A	E	TC	DP
P	.938	111	7	8	1	16	1

ANDERSON'S CAREER HIGHS

	SEASON		GAME
Wins	3 — 2018 & 2019	SO	4 — 8/10/18 vs. OAK
Losses	3 — 2018	IP	2 — 7/26/19 vs. BAL
ERA	4.07 — 2018	R & ER	4 — 8/16/18 at TEX
IP	55.1 — 2018	BB	3 — Twice; last, 8/16/18 at TEX
SO	67 — 2018	H	3 — 3 times; last, 9/22/19 at HOU



ANDERSON





2020 LOS ANGELES ANGELS

MATT ANDRIESE

#35

BORN: AUG. 28, 1989

OPENING DAY AGE: 30

BIRTHPLACE: REDLANDS, CA

RESIDES: REDLANDS, CA

SIGNED THRU: 2020

MLB SERVICE: 4 YEARS, 71 DAYS

ACQUIRED: FROM ARIZONA FOR RHP JEREMY BEASLEY, JAN. 14, 2020

MARRIED: JILL SHOOK, DEC. 29, 2017

CHILDREN: TATE, TUCKER

RHP

HEIGHT: 6-2

WEIGHT: 215

BATS: R

THROWS: R

ANDRIESE'S LIFETIME PITCHING RECORD

Year	Club	W-L	ERA	G	GS	CG	GF	SHO	SV	IP	H	R	ER	HR	HB	BB	IBB	SO	WP	BK	BAA
2011	— Eugene	5-1	1.51	12	8	0	0	0	0	41.2	29	8	7	0	2	10	0	42	1	0	.197
2012	— Lake Elsinore	10-8	3.58★	27	26	0	0	0	0	146	140	72	58	9	4	38	0	131	10	1	.252
2013	— San Antonio	8-2	2.37	15	15	0	0	0	0	76	71	26	20	3	3	17	0	63	2	0	.242
	— Tucson	3-5	4.45	12	10	0	0	0	0	58.2	64	32	29	2	2	12	0	42	2	0	.287
2014	— Durham	11-8	3.77	28	25	0	1	0	0	162.1	153	73	68	18	8	48	0	129	3	1	.254
2015	— TAMPA BAY	3-5	4.11	25	8	0	8	0	2	65.2	69	32	30	8	2	18	1	49	2	2	.267
	— Durham	3-3	2.35	13	12	0	1	0	0	65	65	24	17	2	1	10	0	69	3	1	.259
2016	— Durham	1-2	3.41	6	6	1	0	0	0	34.1	32	14	13	2	2	7	0	44	5	5	.242
	— TAMPA BAY	8-8	4.37	29	19	1	3	1	1	127.2	131	64	62	17	1	25	1	109	3	4	.265
2017	— TAMPA BAY	5-5	4.50	18	17	0	1	0	1	86	90	48	43	16	4	28	1	76	3	2	.264
	— Charlotte (1)	0-0	6.00	2	2	0	0	0	0	3	5	2	2	1	0	1	0	2	0	0	.357
	— Durham (1)	0-0	2.08	1	1	0	0	0	0	4.1	5	1	1	0	0	0	0	6	0	0	.294
2018	— TAMPA BAY	3-4	4.07	27	4	0	6	0	0	59.2	55	32	27	7	2	18	3	59	3	0	.240
	— ARIZONA	0-3	9.00	14	1	0	7	0	0	19	29	19	8	0	7	2	19	0	0	0	.354
	— Visalia (1)	0-0	0.00	1	1	0	0	0	0	3.2	1	0	0	0	0	2	0	5	0	0	.083
2019	— ARIZONA	5-5	4.71	54	0	0	13	0	1	70.2	72	37	37	8	3	27	4	79	9	2	.262
	— D-backs (AZL) (1)	0-0	27.00	1	1	0	0	0	0	0.1	2	2	2	0	0	1	0	0	0	0	.500
	— Visalia (1)	0-0	13.50	2	2	0	0	0	0	2	5	3	2	0	1	0	4	0	0	0	.500
MAJOR TOTALS		24-30	4.58	167	49	1	38	1	5	428.2	446	232	218	64	12	123	12	391	20	10	.266
MINOR TOTALS		41-29	3.30	120	109	1	2	0	0	597.1	572	257	219	39	22	147	0	537	26	8	.253

★ led or tied for league lead

(1) rehab assignment

Disabling Injuries: 2019 — Left foot contusion; disabled July 20 - Aug. 11

2017 — Right hip stress reaction; disabled June 11 - Aug. 28
Right groin strain; disabled May 31 - June 10

2019 SEASON

- ◆ With **Diamondbacks**, posted career highs in appearances (54) and strikeouts per 9.0 innings (10.06).
- ◆ Ranked fourth among N.L. relievers with 17 games of 2+ innings behind Wei-Yin Chen (21), Josh Tomlin (20) and Seth Lugo (19).
- ◆ Threw his changeup on 37.3% of pitches, which was second-highest rate among N.L. relievers behind only Tony Watson (38.0)...Opponents hit .220 (26/118) vs. the changeup.
- ◆ Went 1-1 with a 2.52 ERA (25 IP - 7 ER), .232 opponent average (22/95), 28 strikeouts and 7 walks over final 17 outings (Aug. 11 - end of season).
- ◆ Held left-handed hitters to a .228 (26/114) average, including a .067 (1/15) after Aug. 29 (11 games) and .097 (3/31) after Aug. 14 (16 games).
- ◆ Earned a three-inning save, April 26 vs. Cubs (fifth career save)...Each of his five saves have been of three-or-more innings, the most such saves by a Major League pitcher since 2008.

CAREER HIGHLIGHTS

- ◆ From 2016-18, ranked 10th in A.L. (min. 175 IP) with a 3.51 ERA (182 IP - 71 ER) before All-Star Break.
- ◆ Has thrown three-or-more innings in all five career saves...Since 2008, the five such saves lead Majors...His four saves of 3+ innings for Tampa Bay is tied for Club record (with Austin Pruitt).
- ◆ Made Major League debut, April 10, 2015 for Tampa Bay at Miami...Recorded first save, Apr. 24, 2015 vs. Toronto and earned first win June 12, 2015 vs. Chicago (A.L.).

ANDRIESE



MAJOR LEAGUE SUMMARY

2018

- ◆ Combined to make 41 appearances between **Rays** and **Diamondbacks**, in first season pitching primarily out of bullpen...Averaged 8.92 strikeouts per nine innings (78.2 IP - 78 SO).
- ◆ Threw 2+ innings 20 times, tied for the sixth-most in the Majors.
- ◆ Made four starts with Tampa Bay as an “opener” and posted a 3.18 ERA (11.1 IP - 4 ER) with a .171 opponent average.
- ◆ Acquired by Arizona from Tampa Bay, July 25 for C Michael Pérez and RHP Brian Shaffer and made 14 appearances (one start) for D-backs.

2017

- ◆ Started 17 games and made one relief appearance in his third Major League season with **Rays**...Began year in Tampa Bay rotation, making Opening Day roster for second time (also, 2015).
- ◆ Began year 5-1 with a 3.24 ERA (58.1 IP - 21 ER) over first 10 starts and exited with a lead in nine of those 10 games.
- ◆ On May 30 at Texas, exited after 1.2 IP due to right groin strain and was placed on the 10-day DL...Reinstated for second game of a doubleheader, June 10 vs. Oakland and was removed after making warm-up pitches in 2nd inning...Later diagnosed with stress reaction in right hip and spent next 66 games on DL.
- ◆ Went 4-0 with a 3.55 ERA (45.2 IP - 18 ER) in nine home starts compared with a 1-5 record and 5.58 ERA (40.1 IP - 25 ER) on the road.
- ◆ Received first career ejection, May 20 vs. Yankees after plunking Aaron Judge on first pitch of the 6th inning, after yielding home runs to Judge and Gary Sánchez earlier in the game.

2016

- ◆ Opened year with Triple-A **Durham**, before being recalled by **Rays** May 8 for rest of season.
- ◆ Made 29 appearances (19 starts) with Tampa Bay, initially joining rotation before shift to bullpen in June when Blake Snell was promoted despite leading Rays rotation over that span with five wins, 44.2 IP and a 2.82 ERA (44.2 IP - 14 ER) over seven starts...Rejoined rotation after Aug 1 trade of Matt Moore.
- ◆ Became fifth Ray to start a season at 6-0 or better, joining Matt Moore (8-0 in 2013), Jeff Niemann (6-0 in 2010), J.P. Howell (6-0 in 2008) and James Shields (6-0 in 2007).
- ◆ On May 14 vs. Oakland (his second start of season and 10th of career), recorded first professional complete-game shutout...Only hits were singles by Matt McBride (3rd inning) and Danny Valencia (7th inning)...Became fourth different Rays pitcher to throw a shutout on two-or-fewer hits and zero walks, joining James Shields (Sept. 9, 2012 vs. TEX and May 9, 2008 vs. LAA), Chris Archer (July 27, 2013 at NYY) and Drew Smyly (Aug 22, 2014 at TOR).
- ◆ Before All-Star break, yielded only two HR in 65 IP (0.28 HR/9 IP)...In second half, allowed 15 HR in 62.2 IP (2.15 HR/9 IP).
- ◆ Led A.L. with 4 balks, which also set club record...Became first player in Rays history to balk twice in a game (May 30 at KC).

2015

- ◆ Made **Rays** Opening Day roster and totaled 25 appearances (eight starts) over five MLB stints and spent rest of season with Triple-A **Durham**.
- ◆ Pitched a scoreless 6th inning in Major league debut, April 10 at Miami...First career start was April 14 at Toronto (left game in 4th inning with 2-1 lead, but was charged with second run after Kirby Yates allowed an inherited runner to score)...First career save came on Apr. 24 vs. Toronto, tossing three innings in a 12-3 victory.
- ◆ Posted a 3.11 ERA (46.1 IP - 16 ER) for Rays in 12 outings before All-Star break.
- ◆ Was one of six MLB pitchers with at least two starts and two saves in 2015 and one of two rookies to do so.
- ◆ His two saves of 3+ IP tied club record, joining Lance Carter (2002) and Travis Phelps (2001)...On May 14 vs. Yankees, recorded four-inning save in a 6-1 win, tying longest outing in a save in club history and was Rays first-ever four-inning save at Tropicana Field.
- ◆ Best stretch came in June, when he went 3-1 with a 1.71 ERA (21 IP - 4 ER)...Earned first MLB win, June 12 vs. White Sox...Made best start of the season, June 27 vs. Boston, allowing one baserunner (4th-inning single by Xander Bogaerts) over six scoreless innings.
- ◆ Won Al Lopez Award as Rays most outstanding rookie in Spring Training.

NOTABLE MINOR LEAGUE AWARDS AND HONORS

- ◆ **2013** Texas League Mid-Season All-Star.
- ◆ **2012** California League Mid-Season All-Star...*MiLB.com* Organization All-Star.





CAREER TRANSACTIONS

- ◆ June 5, 2008...Selected by **Rangers** in 37th round of First-Year Player Draft (did not sign).
- ◆ June 7, 2011...Selected by **Padres** in third round of First-Year Player Draft (signed June 14, 2011).
- ◆ Jan. 22, 2014...Traded by **Padres** with RHP Brad Boxberger, INF Logan Forsythe, RHP Matt Lollis and INF Maxx Tissenbaum to **Rays** for RHP Jesse Hahn and LHP Alex Torres.
- ◆ July 25, 2018...Traded by **Rays** to **Diamondbacks** for C Michael Perez and RHP Brian Shaffer.
- ◆ Jan. 14, 2020...Traded by **Diamondbacks** to **Angels** for RHP Jeremy Beasley.

PERSONAL/MISC

- ◆ Matthew Lee Andriese (AN-drees)...On Twitter: @MAndriese.
- ◆ Is a founder of CupCheck, a competitive outdoor disc game that combines skill and endurance as players defend their post from opposing teams...Other MLB players who are investors include: Evan Longoria, Garrett Richards, Yasiel Puig, Kirby Yates, Alex Cobb, Curt Casali and Kevin Jepsen.
- ◆ Participated in Major League Baseball's Japan All-Star Series in 2018, joining fellow MLB players for a tour of seven games against Nippon Professional Baseball clubs.
- ◆ Is a big hockey fan and has attended NHL games in Anaheim, Arizona, Dallas, Tampa Bay and Vegas.
- ◆ Pitched three seasons at UC Riverside, where he was teammates with current big leaguers RHP Joe Kelly and C Rob Brantly.
- ◆ Matt and his brother, David, teamed with Major League pitchers Joe Kelly and Jesse Chavez to win Troy Percival's celebrity golf tournament, which raised money for the UCR baseball program.
- ◆ While in college, recorded a hole-in-one at General Old Golf Course in Riverside, on hole No. 11 (205-yards).
- ◆ Attended Redlands East Valley HS (Redlands, CA), where he was teammates with Tyler Chatwood...Coach Steve Hernandez is an Angels scout.
- ◆ Brother, David, played two seasons as a first baseman in Pittsburgh Pirates minor league system (2014-15) and is now an emergency room registered nurse in Loma Linda, CA.
- ◆ Originally signed by Padres scout Josh Emmerick.

MAJOR LEAGUE HITTING TOTALS

AVG	AB	H	HR	RBI
.000	9	0	0	0

CAREER FIELDING

POS	PCT	G	PO	A	E	TC	DP
P	.944	167	32	35	4	71	3

ANDRIESE'S CAREER HIGHS

SEASON	GAME
Wins 8 — 2016	SO 8 — 4 times; last, 9/21/17 at BAL
Losses 8 — 2016	IP 9 — 5/14/16 vs. OAK
ERA 4.07 — 2018	R & ER 8 — 9/9/17 at BOS
IP 127.2 — 2016	BB 4 — 3/29/19 at LAD
SO 109 — 2016	H 10 — 8/29/16 at BOS

ANGELS MILESTONE WINS

Win	Date	Opponent	Score	Winning Pitcher
1	April 11, 1961	@ Bal	7-2	Eli Grba
500	June 28, 1967	vs. Was	4-2	Minnie Rojas
1,000	Sept. 29, 1973	vs. Min	4-3	Bill Singer
1,500	July 22, 1980	vs. Det	6-4	Andy Hassler
2,000	Sept. 17, 1986	vs. KC	3-1	Doug Corbett
2,500	May, 11, 1993	vs. Min	5-3	Scott Sanderson
3,000	April, 30, 2000	vs. TB	5-2	Kent Bottenfield
3,500	Sept. 23, 2005	vs. TB	7-5	Scot Shields
4,000	June 14, 2011	@ Sea	4-0	Jered Weaver
4,500	May 21, 2017	@ NYM	12-5	Jesse Chavez



MATT BALL

#78

BORN: JAN. 23, 1995

OPENING DAY AGE: 25

BIRTHPLACE: SAN DIEGO, CA

RESIDES: SAN DIEGO, CA

SIGNED THRU: 2020

ACQUIRED: FROM TEXAS IN TRIPLE-A RULE 5 DRAFT, DEC. 14, 2017

RHP

HEIGHT: 6-5

WEIGHT: 200

BATS: R

THROWS: R

NON-ROSTER INVITEE

BALL'S LIFETIME PITCHING RECORD

Year	Club	W-L	ERA	G	GS	CG	GF	SHO	SV	IP	H	R	ER	HR	HB	BB	IBB	SO	WP	BK	BAA
2013	Bristol	0-1	4.84	14	0	0	5	0	0	22.1	25	18	12	1	3	8	0	23	2	1	.272
2014	Great Falls	3-6	7.26	14	13	0	0	0	0	57.0	81	60	46	6	1	21	0	42	3	1	.319
2015	Great Falls	2-9	8.16	15	15	0	0	0	0	60.2	80	61	55	7	6	34	0	52	8	2	.325
2016	Kannapolis	0-1	4.50	10	0	0	6	0	1	16.0	17	15	8	1	2	5	0	24	3	0	.250
	Hickory	4-1	1.60	21	4	0	5	0	3	50.2	51	11	9	2	3	17	1	39	3	0	.271
2017	Hickory	0-1	5.67	11	5	0	3	0	3	33.1	39	26	21	4	6	10	0	38	3	0	.283
2018	Inland Empire	4-1	3.81	14	13	0	0	0	0	54.1	44	24	23	5	3	12	0	55	1	1	.223
	Mobile	1-3	5.79	4	4	0	0	0	0	18.2	22	13	12	0	0	7	0	13	2	0	.301
2019	Mobile	1-3	3.57	8	8	0	0	0	0	35.1	33	16	14	2	2	13	0	45	7	0	.243
	Salt Lake	0-2	5.82	14	7	0	1	0	0	43.1	48	28	28	9	0	28	0	43	3	1	.291
MINOR TOTALS		15-28	5.24	125	69	0	20	0	7	391.2	440	272	228	37	26	155	1	374	35	6	.283

- ◆ Matthew James Ball...Acquired from **Texas** in Triple-A phase of Rule 5 Draft, Dec. 14, 2017.
- ◆ **2020** marks first big league camp...In 125 career minor league games, including 69 starts, has a 15-28 record with seven saves and 374 strikeouts in 391.2 innings.
- ◆ Began **2019** with Double-A **Mobile** in Southern League, where he started all eight games in which he appeared, posting a 3.57 ERA (35.1 IP - 14 ER), .243 opposing batting average and 45 strikeouts in 35.1 innings...In five road starts, pitched to a 1.23 ERA (22 IP - 3 ER), 1.05 WHIP, .210 opposing batting average and 28 SO in 22 innings...Pitched a season-high six shutout innings, May 2 at Montgomery (W, 6 IP, 5 H, 0 ER, 1 BB, 6 SO)...Recorded season-high eight strikeouts in final Double-A game, June 3 at Chattanooga...Made one appearance (April 10 vs. Fresno) for Triple-A **Salt Lake** in Pacific Coast League before rejoining Bees on June 9 for remainder of season...As a reliever for Salt Lake, registered a 1.39 WHIP and .253 (21/83) opponent batting average.
- ◆ Started **2018**, his first season in the Angels organization, with Adv.-A **Inland Empire** of California League, where he had a 4-1 record and was twice named Pitcher of the Week (7/22 and 8/5)...Started the last 13 games he pitched for the 66ers, no-hitting his opponents in two of his outings: May 23 at Visalia (4 IP, 0 H, 0 R, 0 ER, 1 HBP, 0 BB, 4 SO) and June 24 at Lancaster (4 IP, 0 H, R, ER, 2 BB, 5 SO)...Twice allowed a single hit in his starts: June 8 at Rancho Cucamonga (4 IP, H, 0 R, 0 ER, 3 BB, 3 SO) and July 18 at Visalia (W, 5 IP, H, 0 R, 0 ER, BB, 3 SO)...Against right-handed batters, posted a .200 (26/130) opposing batting average and had 39 strikeouts...On the road, was 3-0, with a 3.40 ERA (45 IP - 17 ER), 0.96 WHIP, .208 (33/159) opposing batting average and 43 strikeouts in 45 IP...Promoted to **Mobile** August 14 for first Double-A action, where he pitched his last four games of the season...Earned only win with BayBears Aug. 14 vs. Biloxi (W, 5 IP, 4 H, R, ER, 3 SO), throwing just 61 pitches.
- ◆ Spent **2017** season with Single-A **Hickory** of South Atlantic League, finishing with three saves and 38 SO in 33.1 IP...Started five of 11 games, including June 9 vs. Lexington when he recorded a career-high 10 strikeouts in six innings pitched.
- ◆ Traded to **Rangers** by **White Sox**, May 12, 2016 in exchange for RHP Anthony Renaudo.
- ◆ Pitched first three seasons of his career (**2013-2015**) at Rookie-Level...Named Pitcher of the Week 8/3/15 with **Great Falls** of Pioneer League.
- ◆ Drafted by **White Sox** in the 11th Round of **2013** First-Year Player Draft out of Bonita Vista HS (Chula Vista, CA)...Committed to play baseball at Long Beach State before signing with the White Sox.
- ◆ As a HS senior, posted a 7-3 record with an 0.86 ERA and 119 SO over 73 IP, completing seven of the 11 games he started on the mound.
- ◆ Has worn stirrups on the field since high school: "My dad has always called me an old-school pitcher, and I embrace that."
- ◆ A native Southern Californian, was born in San Diego, where he currently resides.





2020 LOS ANGELES ANGELS

LUKE BARD

#39

BORN: NOV. 13, 1990
BIRTHPLACE: CHARLOTTE, NC
SIGNED THRU: 2020
ACQUIRED: SIGNED AS MINOR LEAGUE FREE AGENT, FEB. 18, 2019
MARRIED: TAYLOR HALL, JAN. 11, 2014

OPENING DAY AGE: 29
RESIDES: ORANGE PARK, FL
MLB SERVICE: 133 DAYS

**RHP****HEIGHT: 6-3****WEIGHT: 200****BATS: R****THROWS: R**

BARD'S LIFETIME PITCHING RECORD

Year	Club	W-L	ERA	G	GS	CG	GF	SHO	SV	IP	H	R	ER	HR	HB	BB	IBB	SO	WP	BK	BAA
2012	Twins (GCL)	0-0	6.75	3	1	0	0	0	0	4	3	3	3	0	1	5	0	3	0	0	.231
	Elizabethton	0-0	0.00	4	0	0	2	0	1	3	2	0	0	0	0	2	0	4	0	0	.200
2013	Twins (GCL)	0-0	12.00	4	0	0	0	0	0	3	5	5	4	0	0	3	0	1	0	0	.333
	Elizabethton	1-0	1.08	7	0	0	2	0	0	8.1	2	1	1	0	1	6	0	6	1	0	.091
	Fort Myers	0-0	0.00	1	0	0	0	0	0	1	0	0	0	0	0	0	0	2	0	0	.000
2014	— <i>INJURED — DID NOT PLAY</i>																				
2015	Cedar Rapids	7-1	2.41	28	0	0	11	0	0	52.1	45	15	14	1	5	15	0	47	4	0	.234
2016	Fort Myers	3-1	3.40	35	0	0	12	0	2	50.1	47	21	19	0	2	20	0	45	4	0	.246
	Chattanooga	0-0	4.91	9	0	0	4	0	0	14.2	16	8	8	1	1	8	0	12	1	1	.281
2017	Chattanooga	4-3	2.58	33	0	0	20	0	5	52.1	50	16	15	4	5	20	3	78	3	0	.250
	Rochester	0-0	3.46	8	0	0	2	0	0	13	13	5	5	1	1	4	0	21	0	0	.255
2018	LAA	0-0	5.40	8	0	0	3	0	0	11.2	10	7	7	4	3	5	1	13	1	0	.222
	Rochester	3-3	4.66	32	0	0	15	0	1	48.1	54	29	25	6	1	18	1	52	7	1	.286
2019	LAA	3-3	4.78	32	3	0	5	0	0	49	41	27	26	8	5	13	1	40	5	1	.228
	Salt Lake	2-4	7.11	16	1	0	8	0	1	19	28	20	15	4	1	10	0	26	2	0	.337
MAJOR TOTALS		3-3	4.90	40	3	0	8	0	0	60.2	51	34	33	12	8	18	2	53	6	1	.227
MINOR TOTALS		20-12	3.64	180	2	0	76	0	10	269.1	265	123	109	17	18	111	4	297	22	2	.258

Disabling Injuries: 2019 — Right triceps contusion; disabled Aug. 5-16

2019 SEASON

- ◆ Made **Angels** Opening Day roster for second straight season...Appeared in 32 total games with Angels across nine Major League stints.
- ◆ Earned first career win May 11 at Baltimore with 1.2 scoreless innings...Had 10 scoreless inning streak, April 26- May 15.
- ◆ Made three starts as Opener, working one inning in each appearance...First two starts were scoreless and allowed one run in final start Sept. 5 at Oakland.
- ◆ Set career highs in innings pitched (3) and strikeouts (5) in winning decision Sept. 18 at Yankee Stadium.
- ◆ Had streak of retiring 23 consecutive batters faced from Sept. 13-26...Streak was snapped with walk to Houston's Alex Bregman in final outing of season, Sept. 28.

MAJOR LEAGUE SUMMARY

2018

- ◆ Made Major League debut with **Angels**, March 31, 2018 at Oakland after being acquired from **Twins** in Rule 5 Draft in Dec. 2017.
- ◆ Appeared in eight games in relief for Angels, before being designated for assignment, Apr. 21 and returned to Twins organization.
- ◆ Pitched remainder of year for Triple-A **Rochester**, making 32 appearances and averaging 9.7 strikeouts per nine innings (48.1 IP - 52 SO).

CAREER TRANSACTIONS

- ◆ June 9, 2009...Selected by **Red Sox** in 16th round of 2009 First-Year Player Draft (did not sign).
- ◆ June 4, 2012...Selected by **Twins** in first round (42nd overall) of 2012 First-Year Player Draft (signed June 20, 2012).
- ◆ Dec. 14, 2017...Selected by **Angels** from **Twins** in 2017 Rule 5 Draft.
- ◆ Apr. 27, 2018... Returned to **Twins** from **Angels**.
- ◆ Feb. 18, 2019...Signed by **Angels** as free agent.

BARD



PERSONAL/MISC

- ◆ Luke Francis Bard...Last name rhymes with "hard"...On Twitter: @Luke_Bard.
- ◆ Visited patients and their families at CHOC Children's on May 22, 2019 alongside teammates Mike Trout, Tyler Skaggs and Cody Allen, Hall of Famer Rod Carew and the Minnesota Twins' Tony Oliva, Mike Morin, Blake Parker, Nelson Cruz and Kyle Gibson.
- ◆ Missed entire 2014 season due to injury...Had arthroscopic shoulder surgery in labrum following 2013 season, where he spent time with three Minnesota affiliates.
- ◆ Brother, Daniel Bard, pitched in Majors for five seasons with Red Sox (2009-13).
- ◆ Father, Paul Bard, was sixth round draft pick by Dodgers in 1980 and played five minor league seasons in Dodgers and Orioles systems.
- ◆ Played collegiately at Georgia Tech...Named by *Baseball America* as 11th best prospect in Atlantic Coast Conference entering 2011 season.
- ◆ Attended Charlotte Christian HS (NC)...Four-year letterwinner in baseball and football (quarterback) and a two-year letterwinner in basketball...Two-year captain of baseball team...Earned Louisville Slugger and National Christian School Athletic Association All-America honors as a senior...North Carolina Independent Schools Athletic Association Player of the Year and *Charlotte Weekly Player of the Year* in 2009 after going 10-0 with 90 strikeouts and a 0.37 ERA.
- ◆ Originally signed by Twins scout Jack Powell.

CAREER FIELDING

POS	PCT	G	PO	A	E	TC	DP
P	1.000	40	5	3	0	8	1



BARD





2020 LOS ANGELES ANGELS

JACOB BARNES

#40



BORN: APR. 14, 1990
BIRTHPLACE: ST. PETERSBURG, FL
SIGNED THRU: 2020
ACQUIRED: SIGNED AS MINOR LEAGUE FREE AGENT, DEC. 23, 2019
CHILDREN: MAISY

OPENING DAY AGE: 29
RESIDES: ST. PETERSBURG, FL
MLB SERVICE: 3 YEARS, 30 DAYS

RHP

HEIGHT: 6-2 WEIGHT: 231 BATS: R THROWS: R

NON-ROSTER INVITEE

BARNES' LIFETIME PITCHING RECORD

Year	Club	W-L	ERA	G	GS	CG	GF	SHO	SV	IP	H	R	ER	HR	HB	BB	IBB	SO	WP	BK	BAA
2011	—Helena	2-1	2.12	18	0	0	10	0	2	29.2	25	7	7	3	2	6	1	43	4	0	.227
2012	—Wisconsin	4-7	3.84	25	7	0	5	0	3	93.2	87	46	40	10	2	46	0	83	2	5	.251
2013	—Brevard County 9-6	3.08	21	14	1	2	0	0	105.1	98	43	36	6	3	36	0	66	3	1	.250	
2014	—Brevard County 0-0	1.23	3	0	0	0	0	0	7.1	3	1	1	1	0	0	0	8	0	0	.125	
	Huntsville	2-6	4.26	23	21	0	0	0	105.2	94	57	50	9	10	38	0	75	6	1	.244	
2015	—Biloxi	4-5	3.36	39	6	0	8	0	75	74	32	28	2	2	30	1	84	7	0	.262	
2016	—Colo. Springs	2-1	1.21	17	0	0	8	0	1	22.1	14	3	3	1	0	7	0	23	3	0	.184
	MILWAUKEE	0-1	2.70	27	0	0	7	0	1	26.2	24	9	8	1	0	6	1	26	2	0	.245
	Biloxi (1)	0-0	0.00	3	0	0	0	0	0	2.2	2	0	0	0	0	0	0	4	1	0	.182
2017	—MILWAUKEE	3-4	4.00	73	0	0	8	0	2	72	57	35	32	8	3	33	4	80	6	0	.215
2018	—MILWAUKEE	0-1	4.44	49	0	0	19	0	2	48.2	51	24	18	4	0	23	2	47	4	0	.266
	Colo. Springs	1-0	1.54	11	0	0	8	0	2	11.2	5	3	2	0	0	8	0	10	2	0	.128
2019	—MILWAUKEE	1-1	6.86	18	1	0	3	0	0	19.2	22	17	15	3	0	11	1	22	1	0	.265
	San Antonio	2-0	4.50	14	0	0	4	0	1	14	14	7	7	3	0	2	0	15	1	0	.246
	Omaha	0-0	3.38	3	0	0	0	0	0	2.2	4	1	1	0	0	0	0	6	0	0	.333
	KANSAS CITY	0-4	8.31	15	0	0	3	0	0	13	14	13	12	4	0	11	0	10	2	0	.264
MAJOR TOTALS		4-11	4.25	182	1	0	40	0	5	180	168	98	85	20	3	84	8	185	15	0	.243
MINOR TOTALS		26-26	3.35	177	48	1	45	0	9	470	420	200	175	35	19	173	2	417	29	7	.242

(1) rehab assignment

- ◆ Jacob Andrew Barnes...On Twitter: @j_barnes30...Originally signed by **Brewers** scout Tim McIlvaine.
- ◆ Signed with **Angels** as a minor league free agent with a Spring Training invite, Dec. 23, 2019.
- ◆ Spent parts of past four seasons in big leagues, pitching in 182 games (1 GS) for **Brewers** and **Royals**...Accumulated a 4-11 record with five saves, 40 games finished and a 4.25 ERA (180 IP — 85 ER).
- ◆ Played for **Royals** organization in final half of **2019** season before being released on Nov. 6... Pitched three games for Triple-A **Omaha** and 15 for Kansas City, all in relief.
- ◆ Claimed off waivers by Kansas City from **Brewers** on Aug. 1, 2019... Split time between Milwaukee and Triple-A **San Antonio**.
- ◆ Spent **2018** between **Milwaukee** and Triple-A **Colorado Springs**... Went a combined 1-1 in 60 games with four saves, a 2.98 ERA (60.1 IP — 20 ER), 57 strikeouts and 31 walks.
- ◆ Played first full season in Majors in **2017** for **Brewers** appearing in 73 games, posting a 3-4 record with two saves... Held opponents to a .215 (57/265) BAA with 80 strikeouts in 72 IP...Earned first MLB win, May 17 at San Diego.
- ◆ Played at three levels in **2016**, opening season with **Colorado Springs**...Went 2-1 in Triple-A with one save, a 1.21 ERA (22.1 IP — 3 ER), seven walks and 23 strikeouts...Played a three-game rehab stint for Double-A **Biloxi**.
- ◆ Was called up to Majors for the first time on June 2, 2016...Went 0-1 with a 2.70 ERA (26.2 IP — 8 ER) and 26 strikeouts... Made MLB debut, June 3 at Philadelphia and tossed one perfect inning with two strikeouts.
- ◆ Played entire **2015** season with **Biloxi** and pitched to a 3.36 ERA (75.0 IP — 28 ER) with 84 strikeouts...Made six of his first seven appearances as a starting pitcher.
- ◆ Split time between Adv.-A **Brevard County** and Double-A **Huntsville** in **2014**...Pitched in three games for Brevard County, posting a 1.23 ERA (7.1 IP — 1 ER)...Started in 21 games for Huntsville where he pitched 105.2 innings and had 75 strikeouts.
- ◆ Played 21 games for **Brevard County** in **2013** pitching to a 3.08 ERA (105.1 IP — 36 ER) and allowing only six home runs with 66 strikeouts.
- ◆ Tossed 93.2 innings over 25 games with 83 strikeouts for Single-A **Wisconsin** in **2012**.
- ◆ Spent first professional season with Rookie-Level **Helena** posting a 2.12 ERA (29.2 IP — 7 ER) and striking out 43.
- ◆ Drafted in 14th round of **2011** First-Year Player Draft by **Brewers**.
- ◆ Graduated from St. Petersburg High School, where he also played football and attended Florida Gulf Coast University.

BARNES



JAIME BARRIA

#51

BORN: JULY 18, 1996
BIRTHPLACE: PANAMA CITY, PANAMA
SIGNED THRU: 2020
ACQUIRED: SELECTED AS INTERNATIONAL FREE AGENT, APRIL 11, 2013

OPENING DAY AGE: 23
RESIDES: PANAMA CITY, PANAMA
MLB SERVICE: 1 YEAR, 37 DAYS

RHP

HEIGHT: 6-1 WEIGHT: 210 BATS: R THROWS: R

BARRIA'S LIFETIME PITCHING RECORD

Year	Club	W-L	ERA	G	GS	CG	GF	SHO	SV	IP	H	R	ER	HR	HB	BB	IBB	SO	WP	BK	BAA
2013	— Angels (DSL)	0-1	10.80	4	0	0	0	0	0	5	13	8	6	0	1	1	0	4	1	0	.481
2014	— Angels (DSL)	4-4	3.03	16	8	0	2	0	1	59.1	57	27	20	1	2	11	0	55	1	0	.252
2015	— Angels (AZL)	3-0	2.00	7	6	0	0	0	0	36	40	12	8	0	0	3	0	31	3	1	.280
	Orem	2-4	6.21	8	8	0	0	0	0	33.1	45	27	23	4	1	7	0	30	5	0	.324
2016	— Burlington	8-6	3.85	25	25	0	0	0	0	117	133	58	50	6	3	21	0	78	10	0	.282
2017	— Inland Empire	4-3	2.48	11	11	0	0	0	0	65.1	48	20	18	6	3	13	0	57	3	1	.202
	Mobile	1-6	3.21	12	12	1	0	1	0	61.2	62	27	22	8	0	15	0	47	8	0	.256
	Salt Lake	2-0	2.45	3	3	0	0	0	0	14.2	11	5	4	0	1	3	0	13	0	0	.208
2018	— Salt Lake	0-0	3.50	5	5	0	0	0	0	18	20	7	7	2	1	5	0	19	0	0	.282
	LAA	10-9	3.41	26	26	0	0	0	0	129.1	117	50	49	17	6	47	0	98	3	0	.242
2019	— Salt Lake	3-3	9.68	10	10	1	0	0	0	48.1	73	53	52	16	2	10	0	44	0	1	.343
	LAA	4-10	6.42	19	13	0	1	0	0	82.2	92	61	59	24	2	27	0	75	1	0	.275
MAJOR TOTALS		14-19	4.58	45	39	0	1	0	0	212	209	111	108	41	8	74	0	173	4	0	.256
MINOR TOTALS		27-27	4.12	101	88	2	2	1	1	458.2	502	244	210	43	14	89	0	378	31	3	.275

2019 SEASON

- ◆ Made 19 appearances (13 starts) for **Angels** across eight stints in Majors...Four of six relief appearances were as “primary” pitcher following an Opener.
- ◆ Earned win in first career relief appearance April 10 vs. Milwaukee (2.2 IP, 4 H, 1 ER, 0 BB, 3 SO)...Had pitched exclusively as a starter in Angels organization since July 2015, encompassing previous 96 combined MLB/MiLB outings.
- ◆ Pitched to a 2-2 record with a 3.06 ERA (32.1 IP - 11 ER) at Angel Stadium compared with a 2-8 record and 8.58 ERA (50.1 IP - 48 ER) on the road.
- ◆ Had streak of three straight appearances with 6+ strikeouts June 6 – July 3, which tied for longest such streak by an Angels pitcher in 2019.
- ◆ In 10 games for Triple-A **Salt Lake**, was 3-3 with an 9.68 ERA (48.1 IP – 52 ER) and 44 strikeouts.

MAJOR LEAGUE SUMMARY

2018

- ◆ Entered 2018 ranked by *Baseball America* as #6 prospect in Angels organization and the top pitching exclusive prospect (RHP/DH Shohei Ohtani was ranked #1)...Ranked #7 by *MLB.com* in the Halos system.
- ◆ After opening season with Triple-A **Salt Lake**, made Major League debut with **Angels** April 11 at Texas and earned win after tossing five innings and allowing one run on one hit (HR by Ryan Rua)...At 21 years, 267 days, was youngest A.L. pitcher to earn a win during 2018 season...Became youngest Angels player to make his Major League debut since Mike Trout (19 years, 335 days), July 8, 2011.
- ◆ Ranked third among American League rookies in wins, innings pitched, ERA (min. 75 IP) and batting average against...First Angels pitcher to record 10+ wins in his debut season since Jose Arredondo (10 wins in 2008).
- ◆ Pitched to a 2.47 ERA (62 IP – 17 ER) on the road, which ranked fourth in American League (min. 50 IP).
- ◆ Was first Angels rookie to make 26+ starts in a season since Scott Schoeneweis (27) in 2000.
- ◆ Carried no-hitter through first 5.1 innings of start on May 3 vs. Baltimore before allowing a single to Trey Mancini.
- ◆ Set career high with 12 consecutive scoreless innings pitched between Aug. 31 – Sept. 10.
- ◆ During start on April 22 vs. San Francisco, tossed 49 pitches in a scoreless first inning, including a Major League record 21-pitch at-bat vs. Brandon Belt (previous record was 20 pitches seen by Houston’s Ricky Gutierrez vs. Cleveland RHP Bartolo Colon on June 26, 1998).





NOTABLE MINOR LEAGUE AWARDS AND HONORS

- ◆ **2017** Futures Game Selection...California League Mid-Season All-Star...Angels Organizational Pitcher of the Month for May and June...Angels Pitching Prospect of the Year (MLBPipeline.com).
- ◆ **2016** Midwest League Mid-Season All-Star.

CAREER TRANSACTIONS

- ◆ Apr. 11, 2013...Signed by **Angels** as international free agent.

PERSONAL/MISC

- ◆ Jaime Jonathan Barria Soto.
- ◆ First Panama-born pitcher in Angels history...The only other player in franchise history who was born in Panama is Hall of Famer Rod Carew.
- ◆ Originally signed by Angels scout Roman Ocumarez.

GENERATION GAP

When they faced off on June 1, 2018 at Angel Stadium, the 23 years, 55 days difference in age (8,456 total days) between Bartolo Colon (45 years, 8 days) and Jaime Barria (21 years, 318 days) was the largest in any Angels game in franchise history. The duo matched that record when they faced off again on Sept. 5 at Globe Life Park.

BARRIA'S CAREER HIGHS

	SEASON		GAME
Wins	10 — 2018	SO	8 — 7/3/19 at TEX
Losses	10 — 2019	IP	7 — 5/15/18 vs. HOU
ERA	3.41 — 2018	R & ER	10 — 7/19/19 at SEA
IP	129.1 — 2018	BB	6 — 9/28/18 vs. OAK
SO	98 — 2018	H	10 — 4/27/19 at KC

BARRIA





CAM BEDROSIAN

#32

BORN: OCT. 2, 1991
BIRTHPLACE: SENOIA, GA
SIGNED THRU: 2020
ACQUIRED: SELECTED IN THE FIRST ROUND (29TH OVERALL) OF THE 2010 FIRST-YEAR PLAYER DRAFT

OPENING DAY AGE: 28
RESIDES: SENOIA, GA
MLB SERVICE: 4 YEARS, 153 DAYS

RHP

HEIGHT: 6-1 **WEIGHT:** 225 **BATS:** R **THROWS:** R

BEDROSIAN'S LIFETIME PITCHING RECORD

Year	Club	W-L	ERA	G	GS	CG	GF	SHO	SV	IP	H	R	ER	HR	HB	BB	IBB	SO	WP	BK	BAA
2010	Angels (AZL)	0-2	4.50	5	4	0	0	0	0	12	13	11	6	0	0	7	0	10	6	1	.283
2011	INJURED - DID NOT PLAY																				
2012	Cedar Rapids	3-11	6.31	21	21	0	0	0	0	82.2	91	61	58	5	8	52	0	48	15	1	.286
2013	Burlington	1-5	5.30	37	2	0	0	0	7	54.1	55	38	32	4	5	22	1	69	9	0	.258
	Inland Empire	0-0	0.00	7	0	0	0	0	0	8.2	4	0	0	0	1	7	0	9	0	0	.143
2014	Inland Empire	0-0	0.00	5	0	0	4	0	1	5.2	1	0	0	0	0	2	0	15	0	0	.056
	Arkansas	1-0	1.11	30	0	0	25	0	15	32.1	10	5	4	1	0	10	0	57	2	0	.097
	LAA	0-1	6.52	17	0	0	4	0	0	19.1	23	17	14	2	0	12	1	20	1	1	.288
	Salt Lake	1-1	7.71	8	0	0	6	0	2	7	5	6	6	0	3	6	1	10	0	0	.192
2015	Salt Lake	1-1	2.78	24	0	0	7	0	3	35.2	32	11	11	0	1	14	1	42	5	0	.242
	LAA	1-0	5.40	34	0	0	10	0	0	33.1	40	21	20	3	2	19	2	34	2	0	.303
2016	LAA	2-0	1.12	45	0	0	9	0	1	40.1	30	7	5	1	2	14	1	51	3	0	.207
	Salt Lake	1-0	3.24	5	0	0	2	0	1	8.1	7	3	3	1	0	4	0	14	0	0	.212
2017	LAA	6-5	4.43	48	0	0	13	0	6	44.2	41	26	22	5	0	17	1	53	7	0	.240
	Inland Empire (1)	0-0	7.36	4	1	0	0	0	0	3.2	5	3	3	1	0	0	0	7	0	0	.294
2018	LAA	5-4	3.80	71	0	0	7	0	1	64	63	30	27	7	2	26	0	57	1	0	.263
2019	LAA	3-3	3.23	59	7	0	5	0	1	61.1	48	30	22	7	3	22	0	64	9	0	.207
MAJOR TOTALS		17-13	3.76	274	7	0	48	0	9	263	245	131	110	25	9	110	5	279	23	1	.245
MINOR TOTALS		8-20	4.42	146	28	0	67	0	29	250.1	223	138	123	12	18	124	3	281	37	2	.239

(1) rehab assignment

Disabling Injuries: **2019** — Right forearm strain; disabled Aug. 31 (retro to Aug. 29) - end of season
2017 — Right groin strain; disabled Apr. 22 - June 17
2016 — Right middle finger flexor tendinitis; disabled Aug. 9 (retro to Aug. 4) - end of season

2019 SEASON

- ◆ In sixth season with **Angels**, set career high with 64 strikeouts across 59 appearances.
- ◆ Held lefties to a .172 average (20/116), which ranked eighth in Majors and fifth in American League.
- ◆ Became sixth pitcher in Angels history to make 15+ relief appearances in at least six consecutive seasons, joining Troy Percival (10), Scot Shields (9), Kevin Jepsen (6), Francisco Rodriguez (6) and Mike Holtz (6).
- ◆ Pitched to a 1.60 ERA (33.2 IP – 11 ER) during 33-game span from April 17 – July 3.
- ◆ Earned only save of the season June 13 at Tampa Bay (1 IP, 1 H, 2 SO).
- ◆ Made seven starts as an Opener and was unscored upon in five of the seven appearances...With starts June 3 at Chicago (N.L.) and June 5 vs. Oakland, became first Angels pitcher to start two games in a three-day span since C.J. Wilson started back-to-back days May 11-12, 2012 at Texas.
- ◆ Missed final 27 games of season on injured list with a right forearm strain.

CAREER HIGHLIGHTS

- ◆ Made Major League debut June 3, 2014 at Houston...Earned first Major League win Aug. 5, 2015 vs. Cleveland and first save Aug. 2, 2016 vs. Oakland.
- ◆ Ranks fifth in Angels history (min. 200 IP) with a 9.55 strikeouts per nine innings rate.
- ◆ Places 10th in Club history with 267 appearances as a reliever.





MAJOR LEAGUE SUMMARY

2018

- ◆ Established new career highs in games (71), innings pitched (64) and strikeouts (57) for fifth consecutive season with **Angels**.
- ◆ Stranded 21 of 28 inherited runners...Stranded rate of 75% was best in career.
- ◆ Recorded only save of season Apr. 24 at Houston with 1.1 scoreless innings...Marked third save of four-or-more outs in career.
- ◆ Established franchise record for a right-handed pitcher with 46 appearances prior to All-Star Break (previous was 45 by Francisco Rodriguez in 2008).
- ◆ Allowed just one earned run during 18-game stretch from June 1- July 11 and had a 0.49 ERA (18.1 IP - 1 ER) in that span...Was not charged with an earned run in 12 straight appearances from June 15 - July 11.
- ◆ Was 3-0 with a 2.43 ERA (37 IP - 10 ER) across 36 appearances at Angel Stadium, compared with a 2-4 record and 5.67 ERA (27 IP - 17 ER) on the road.

2017

- ◆ Set career highs in wins (6), saves (6), games (48), innings pitched (44.2) and strikeouts (53) for **Angels**.
- ◆ Matched single game career high in innings pitched (2) and recorded first career six-out save on Apr. 18 at Houston.
- ◆ Opened year as Angels closer and tossed 6.2 scoreless innings across first six appearances...Converted three of four save opportunities in that span, before suffering injury on Apr. 21 vs. Toronto.
- ◆ Missed 53 games on disabled list from Apr. 22-June 17 with a right groin strain.
- ◆ Did not allow an earned run in 12 games (11.2 IP) from July 30-Aug. 25, while going 1-0 and converting all three save opportunities.
- ◆ Held opposing hitters to a .158 (3/19) batting average against with two outs and runners in scoring position.

2016

- ◆ Pitched to a career-best 1.12 ERA (40.1 IP - 5 ER) across 45 games for **Angels**.
- ◆ Earned first career save on Aug. 2 vs. Oakland after striking out all three batters faced.
- ◆ His 0.47 road ERA (19 IP - 1 ER) led Majors (min. 15 IP) and established new Angels single-season record.
- ◆ Had streak of 25 consecutive appearances without being charged with a run from June 3-Aug. 2...Marked longest such streak of career and fourth longest in Angels history.
- ◆ Collected career-high five strikeouts on May 2 at Milwaukee.
- ◆ Recorded 15 of 18 outs via strikeout during six game scoreless stretch from July 19-Aug. 2.
- ◆ Had 14 game (12.1 IP) streak without allowing an earned run from Apr. 8-May 22.
- ◆ Missed final 54 games of season after being placed on disabled list Aug. 9 (retro to Aug. 4) with right middle finger flexor tendinitis...Underwent embolectomy on right arm in Sept. to remove blood clot.

SCORELESS STREAKS

Most consecutive scoreless appearances in Angels history

PLAYER	GAMES (IP)	STREAK DATE
Francisco Rodriguez	30 G (30.2 IP)	July 2 - Sept. 14, 2006
Scott Downs	29 G (18 IP)	May 5 - July 23, 2013
Ernesto Frieri	26 G (26.1 IP)	May 5 - July 8, 2012
Cam Bedrosian	25 G (23.2 IP)	June 3 - Aug. 2, 2016
Joe Smith	23 G (23.2 IP)	June 24 - Aug. 9, 2014

2015

- ◆ Pitched in 34 games across four stints with **Angels**.
- ◆ Started big league season with 8.2 scoreless innings pitched at home in his first seven outings at Angel Stadium.
- ◆ Earned first win of Major League career Aug. 5 vs. Cleveland after tossing a perfect ninth inning...Angels rallied for three runs in bottom of ninth inning to win...Taylor Featherston scored on wild pitch for walk-off victory.
- ◆ Stranded 15 of 23 inherited runners on the season.

2014

- ◆ Made Major League debut with **Angels** on June 3 at Houston...Tossed one scoreless inning and struck out first batter faced (Jonathan Villar).
- ◆ Did not allow a run in each of first six home games to start Major League career (8 IP).

NOTABLE MINOR LEAGUE AWARDS AND HONORS

- ◆ **2014** MiLB.com Organization All-Star...Texas League Mid-Season & Post-Season All-Star.

CAREER TRANSACTIONS

- ◆ June 7, 2010...Selected by **Angels** in first round (29th overall) of 2010 First-Year Player Draft (signed July 2, 2010).

BEDROSIAN





PERSONAL/MISC

- ◆ Cameron Rock Bedrosian...On Twitter: @Cam_Bedrock.
- ◆ Attended East Coweta HS (GA).
- ◆ Originally signed by Angels scout Chris McAlpin.
- ◆ Missed 2011 season after undergoing Tommy John surgery.
- ◆ Entered 2015 season ranked as Angels #3 prospect according to *Baseball America*.
- ◆ In December 2016, participated in the “New Balance Gives Back” campaign alongside several other professional athletes by donating athletic shoes to charitable organizations and helping to raise money for Soles4Souls Inc.
- ◆ Son of Steve Bedrosian, who pitched 14 big league seasons with Atlanta, Philadelphia, San Francisco and Minnesota...Won 1987 National League Cy Young Award with Phillies.

CAREER FIELDING

POS	PCT	G	PO	A	E	TC	DP
P	.946	274	12	23	2	37	0

BEDROSIAN'S CAREER HIGHS

	SEASON		GAME
Wins	6 — 2017	SO	5 — 5/2/16 at MIL
Losses	5 — 2017	IP	2.1 — 8/11/19 at BOS
ERA	1.12 — 2016	R	5 — 3 times; last, 6/30/19 vs. OAK
IP	64 — 2018	BB	4 — 6/5/14 at HOU
SO	64 — 2019	H	6 — 8/22/15 vs. TOR



BEDROSIAN



2020 LOS ANGELES ANGELS

ANTHONY BEMBOOM #12

BORN: JAN. 18, 1990
BIRTHPLACE: ST. CLOUD, MN
SIGNED THRU: 2020
ACQUIRED: FROM TAMPA BAY FOR CASH CONSIDERATIONS, JULY 16, 2019

OPENING DAY AGE: 30
RESIDES: MALCOLM, NE
MLB SERVICE: 108 DAYS

G

HEIGHT: 6-2 WEIGHT: 200 BATS: L THROWS: R

BEMBOOM'S LIFETIME PLAYING RECORD

Year	Club	AVG	G	AB	R	H	2B	3B	HR	RBI	SH	SF	HBP	BB	IBB	SO	SB	CS	GDP	SLG	OBP	E
2012	— Orem	.250	40	124	15	31	3	0	2	20	0	1	1	16	1	21	1	0	3	.323	.338	4
2013	— Arkansas	.154	8	26	1	4	0	0	0	4	0	0	2	1	0	5	1	0	0	.154	.241	0
	Burlington	.245	61	229	35	56	11	0	8	25	3	1	0	21	0	43	0	1	3	.213	.307	8
	Inland Empire	.160	23	75	4	12	1	0	1	7	1	0	2	4	0	19	0	0	2	.213	.222	1
2014	— Burlington	.217	19	60	8	13	3	2	2	13	1	0	1	4	0	7	1	0	3	.433	.277	1
	Angels (AZL)	.167	2	6	3	1	0	1	0	0	0	0	0	3	0	2	0	0	0	.500	.444	0
	Inland Empire	.244	46	172	21	42	6	2	3	30	0	1	1	8	0	27	2	2	3	.355	.280	3
2015	— Arkansas	.253	80	257	29	65	7	1	5	35	7	4	0	23	0	60	2	1	3	.346	.310	4
2016	— Salt Lake	.261	47	157	20	41	8	3	1	13	4	0	0	16	0	31	5	2	2	.369	.329	6
	Arkansas	.146	25	82	6	12	3	0	0	1	0	0	1	7	1	17	0	2	1	.183	.222	2
2017	— Albuquerque	.278	45	133	20	37	8	2	4	20	1	1	1	24	1	30	0	0	1	.459	.390	3
2018	— Albuquerque	.232	70	211	25	49	10	0	5	29	1	2	3	32	2	49	0	0	5	.351	.339	2
2019	— Charlotte	.133	4	15	1	2	0	0	0	0	0	0	0	1	0	6	0	0	1	.133	.188	0
	Durham	.213	14	47	7	10	3	0	1	6	0	1	0	2	0	10	0	1	2	.340	.240	0
	TAMPA BAY	.400	3	5	0	2	1	0	0	1	0	0	0	0	0	2	0	0	0	.600	.400	0
	Rays (GCL)	.400	2	5	1	2	1	0	0	1	0	0	0	2	1	2	0	0	0	.600	.571	0
	Salt Lake	.316	16	57	7	18	1	2	2	10	0	0	0	7	0	9	0	0	0	.509	.391	1
	LAA	.102	22	49	2	5	0	0	1	3	1	0	0	1	0	19	0	0	0	.163	.120	0
MAJOR TOTALS		.130	25	54	2	7	1	0	1	4	1	0	0	1	0	21	0	0	0	.204	.145	0
MINOR TOTALS		.239	502	1656	203	395	65	13	34	214	17	11	12	171	6	338	12	9	29	.355	.312	35

Disabling Injuries: 2019 — Left knee sprain; disabled May 17 (retro to May 15)-July 15

2019 SEASON

- ◆ Spent parts of season playing in the **Rays** and **Angels** systems...Began season on injured list after thumb injury in Spring Training...Combined to appear in eight games for Triple-A **Charlotte** and Triple-A **Durham** before getting first big league call up...Made Major League debut May 12 vs. Yankees...Was the oldest player to make their debut in Rays franchise history...Logged first career hit May 15 vs. Miami.
- ◆ Acquired by Angels July 16 and was optioned to Triple-A **Salt Lake**...Made two stints with the Halos...Registered a 46.2 caught stealing percentage (4 CS/11 SBA) with the Halos while his 49.7 strike rate (catcher framing) ranked second on the Club (min. 500 pitches) behind only Max Stassi (53.3%).

CAREER TRANSACTIONS

- ◆ June 6, 2012....Drafted by **Angels** in the 22nd round of the First-Year Player Draft.
- ◆ Dec. 8, 2016...Selected by **Rockies** from **Angels** in the Rule 5 Draft.
- ◆ Nov. 9, 2018...Signed as a free agent with **Rays**.
- ◆ July 16, 2019...Traded by **Rays** to **Angels** for cash considerations.

PERSONAL/MISC

- ◆ Anthony John Bemboom
- ◆ Attended Creighton University (Omaha, NE) and studied Exercise Science...Favorite athletes growing up were Chipper Jones and Peyton Manning...Favorite movie was Wedding Crashers.
- ◆ Originally signed by Angels scout Drew Chadd.

CAREER FIELDING

POS	PCT	G	PO	A	E	TC	DP	PB
C	1.000	25	162	7	0	169	0	4

BEMBOOM





#19

JOSÉ BRICEÑO

BORN: SEPT. 19, 1992
BIRTHPLACE: CARACAS, VZ
SIGNED THRU: 2020
ACQUIRED: SIGNED TO MINOR LEAGUE CONTRACT, SEP. 1, 2019

OPENING DAY AGE: 27
RESIDES: BARUTA, VZ
MLB SERVICE: 134 DAYS



C

HEIGHT: 6-1 **WEIGHT:** 225 **BATS:** R **THROWS:** R

NON-ROSTER INVITEE

BRICEÑO'S LIFETIME PLAYING RECORD

Year	Club	AVG	G	AB	R	H	2B	3B	HR	RBI	SH	SF	HBP	BB	IBB	SO	SB	CS	GDP	SLG	OBP	E
2010	— Rockies (DSL)	.205	52	151	12	31	6	0	0	17	2	2	3	17	0	28	9	5	4	.245	.295	7
2011	— Rockies (DSL)	.288	47	160	26	46	10	1	0	18	0	4	6	23	0	22	12	3	2	.363	.389	8
2012	— Grand Junction	.391	7	23	5	9	0	0	2	5	0	0	1	2	0	2	0	0	0	.652	.452	1
2013	— Asheville	.264	26	91	12	24	6	0	1	8	0	0	0	5	0	20	1	0	4	.363	.302	3
	Grand Junction	.333	36	153	32	51	16	0	9	30	0	1	1	5	1	30	8	2	0	.614	.356	6
2014	— Asheville	.283	84	350	315	38	23	1	12	50	8	1	10	16	1	57	8	4	8	.476	.336	14
2015	— Carolina	.215	88	311	32	57	14	0	4	12	1	2	1	12	0	52	2	0	11	.267	.215	9
2016	— Inland Empire	.240	33	125	10	30	6	0	1	11	0	3	0	9	0	28	1	1	1	.312	.285	3
	Arkansas	.225	62	227	25	51	12	2	3	21	1	1	0	11	0	42	2	2	5	.335	.259	6
	Salt Lake	.300	3	10	2	3	1	0	0	3	0	0	0	2	0	1	0	0	0	.400	.417	1
2017	— Mobile	.194	92	351	34	68	12	2	9	41	2	2	0	23	1	73	7	2	9	.316	.242	12
	Salt Lake	.200	3	10	1	2	0	0	0	0	0	0	0	0	0	1	1	0	0	.200	.200	0
2018	— Salt Lake	.277	29	112	22	31	5	0	8	25	0	2	0	4	0	22	3	0	4	.536	.297	4
	LAA	.239	46	117	12	28	2	0	5	10	1	0	2	8	0	35	0	1	2	.385	.299	2
2019	— Salt Lake	.215	22	79	8	17	3	0	4	17	0	0	2	3	0	20	2	0	4	.405	.262	1
MAJOR TOTALS		.239	46	117	12	28	2	0	5	10	1	0	2	8	0	35	0	1	2	.385	.299	2
MINOR TOTALS		.240	584	2118	259	509	114	6	53	266	14	18	24	132	3	398	56	19	52	.375	.290	75

- ◆ José Manuel Briceño (bree-SEN-yo)...Originally signed by **Rockies** as an undrafted free agent on July 3, 2009.
- ◆ Enters 11th pro campaign in **2020** and fifth with **Angels** organization...Signed a minor league contract, Sept. 1, 2019 after being released by the team 24 days earlier.
- ◆ Spent **2019** with Triple-A **Salt Lake**, playing in just 22 games due to a strained shoulder...Slashed .215/.262/.405 with four HR and 17 RBI...Caught two of eight attempted base-stealers and committed one error (.995 fielding percentage).
- ◆ Began **2018** with **Salt Lake**, where he slashed .277/.297/.536 with eight HR, 11 runs and 25 RBI in 29 games... In Triple-A, caught 16 of 28 runners stealing (43%)...Recorded eight multi-hit games, including a three-hit game (3-for-3) April 5 on Opening Day vs. Albuquerque...Hit a grand slam April 15 at Albuquerque...Slashed .333/.385/1.051 with two HR and five RBI in final six games before MLB promotion.
- ◆ Called up by **Angels** May 20 and made his MLB Debut May 26 at Yankee Stadium, singling in second at-bat and homering in fourth (2-for-4, HR, 2 RBI)...Became seventh player in Angels history to homer in his Major League debut...Hit second career home run May 31 in second career start, becoming first Angel to homer in his first two Major League starts... Collected pinch-hit home runs Sept. 23 and 24...Joined Jack Howell (May 15 & 17, 1996) as only players in franchise history with pinch-hit home runs in consecutive games...Threw out 10 of 18 attempted base-stealers (44%) and recorded a .993 fielding percentage.
- ◆ Received first invitation to MLB Spring Training in **2017**...Spent 92 of 95 games with Double-A **Mobile** in Southern League...Retired 35 of 85 would-be base-stealers (41%).
- ◆ Caught 49% (34/70) of would-be base stealers across three levels of Angels minor league system in **2016**.
- ◆ Traded twice in **2015**: (Jan. 30 from **Rockies** with C Chris O'Dowd) to **Braves** for RHP Gus Schlosser and RHP David Hale; Nov. 12 from **Braves** to **Angels** with INF Andrelton Simmons for INF Erick Aybar, RHP Chris Ellis and LHP Sean Newcomb).
- ◆ Picked off a combined 19 runners at first and third base for Single-A **Asheville** in **2014**...Went 4-for-5, 4 R, 1 2B, 3 HR, 7 RBI & 14 total bases, July 21 for Rookie-Level **Grand Junction** vs. Orem.
- ◆ Minor League Awards include: 2014 MiLB.com Organizational All-Star (Colorado); Angels Defensive Player of the Month (April, May & June 2016); 2016 Angels Minor League Defensive Player of the Year; Texas League Player of the Week (7/10/16) after going 10-for-22 with 6 2B, 2 3B, 7 RBI & 4 R); South Atlantic League Player of the Week (7/7 - 7/13/14).

BRICEÑO





2020 LOS ANGELES ANGELS

RYAN BUCHTER

#46

BORN: FEB. 13, 1987

BIRTHPLACE: READING, PA

SIGNED THRU: 2020

ACQUIRED: SIGNED MINOR LEAGUE CONTRACT, FEB. 17, 2020

MARRIED: ANGELA PISTONE, JAN. 11, 2015

CHILDREN: ELLA

OPENING DAY AGE: 33

RESIDES: SEWELL, NJ

MLB SERVICE: 4 YEARS, 10 DAYS



LHP

HEIGHT: 6-4

WEIGHT: 232

BATS: L

THROWS: L

NON-ROSTER INVITEE

BUCHTER'S LIFETIME PITCHING RECORD

Year	Club	W-L	ERA	G	GS	CG	GF	SHO	SV	IP	H	R	ER	HR	HB	BB	IBB	SO	WP	BK	BAA
2006	—Nationals (GCL)	1-1	7.24	11	1	0	4	0	0	13.2	18	11	11	1	0	13	0	12	2	0	.321
2007	—Vermont	1-2	6.82	20	0	0	5	0	2	31.2	41	29	24	3	6	19	0	34	7	0	.313
2008	—Nationals (GCL)	2-0	0.00	4	0	0	0	0	0	5	1	0	0	0	1	1	0	8	1	0	.067
	Hagerstown	2-2	3.26	13	0	0	4	0	0	19.1	18	11	7	0	5	13	0	17	6	0	.273
2009	—Peoria	3-0	1.33	38	0	0	17	0	5	61	36	18	9	1	4	34	0	79	6	0	.171
2010	—Tennessee	7-2	4.65	47	1	0	11	0	0	60	61	37	31	6	11	47	1	71	7	0	.268
2011	—Tennessee	3-0	6.55	10	0	0	0	0	0	11	13	11	8	1	0	11	3	13	2	0	.302
	Daytona	1-0	0.00	6	0	0	1	0	1	10.1	2	0	0	0	0	3	0	17	2	0	.061
	Lynchburg	2-5	3.59	34	0	0	32	0	15	42.2	36	18	17	3	6	22	0	49	5	0	.237
2012	—Mississippi	3-1	1.31	35	0	0	13	0	4	41.1	24	7	6	1	2	19	1	50	3	0	.168
	Gwinnett	0-2	10.13	9	0	0	4	0	0	8	10	13	9	1	0	17	0	5	2	0	.303
2013	—Gwinnett	4-0	2.76	51	0	0	13	0	5	62	36	23	19	5	4	51	2	103	5	0	.168
2014	—Gwinnett	3-3	3.29	49	0	0	13	0	1	63	51	23	23	5	2	40	0	63	2	0	.229
	ATLANTA	1-0	0.00	1	0	0	0	0	0	1	0	0	0	0	0	1	0	1	0	0	.000
2015	—Oklahoma City	0-0	1.65	27	0	0	9	0	3	32.2	27	6	6	0	1	16	1	39	2	0	.227
	Iowa	2-0	2.00	16	0	0	3	0	0	18	9	4	4	0	1	9	1	23	1	0	.148
2016	—SAN DIEGO	3-0	2.86	67	0	0	10	0	1	63	34	20	20	4	2	31	3	78	3	0	.160
	El Paso (1)	0-0	18.00	1	0	0	0	0	0	1	2	2	2	0	0	1	0	1	0	0	.400
2017	—SAN DIEGO	3-3	3.05	42	0	0	5	0	1	38.1	28	15	13	7	1	18	0	47	0	1	.199
	KANSAS CITY	1-0	2.67	29	0	0	7	0	0	27	16	10	8	3	3	8	1	18	0	0	.170
2018	—OAKLAND	6-0	2.75	54	0	0	4	0	0	39.1	32	17	12	4	0	15	1	41	1	0	.219
	Stockton (1)	0-0	0.00	2	1	0	0	0	0	2	2	0	0	0	0	1	0	2	0	0	.286
	Nashville (1)	1-0	0.00	4	0	0	0	0	0	3.1	1	0	0	0	0	1	0	3	1	0	.100
2019	—OAKLAND	1-1	2.98	64	0	0	7	0	0	45.1	42	16	15	8	2	23	2	50	1	0	.251
	Las Vegas (1)	0-0	0.00	1	0	0	0	0	0	1	0	0	0	0	0	0	0	0	0	0	.000
MAJOR TOTALS		15-4	2.86	257	0	0	33	0	2	214	152	78	68	26	8	96	7	235	5	1	.199
MINOR TOTALS		35-18	3.25	378	3	0	129	0	36	487	388	213	176	27	43	318	9	589	54	0	.221

(1) rehab assignment

- ◆ Ryan James Buchter (BOOK-ter)...On Instagram: @real5deuce...Originally signed by **Nationals** scout Alex Smith.
- ◆ **2020** marks first season with **Angels** after signing a minor league contract Feb. 17.
- ◆ In MLB career, owns a 15-4 record with two saves, 33 games finished, 2.86 ERA (214 IP - 68 ER), .199 BAA (152/762) and 235 strikeouts across parts of five seasons with **Braves**, **Padres**, **Royals** and **Athletics**.
- ◆ Recorded a 2.98 ERA for the **A's** in **2019** (45.1 IP - 15 ER) in 64 relief appearances.
- ◆ In **2018** for **A's**, went 6-0 with a 2.75 ERA (39.1 IP - 12 ER) and a .219 BAA (32/146) in 54 relief appearances...Led Majors stranding 93.3% (28-of-30) inherited runners...His six wins tied for most in A's history among pitchers with zero losses...Lefties hit .169 (14-for-83) against him...Tied for fifth in A.L. with three pickoffs...Acquired by A's Jan. 29, 2018 with OF Brandon Moss from KC for RHP Heath Fillmyer and RHP Jesse Hahn.
- ◆ Opened **2017** with **Padres** and made 42 appearances before being traded with RHP Trevor Cahill and RHP Brandon Maurer to **Royals** for INF Esteyru Ruiz, LHP Matt Strahm, LHP Travis Wood and cash considerations.
- ◆ Appeared in 67 games for **Padres** in **2016** and averaged 11.1 strikeouts per nine innings (63 IP - 78 SO).
- ◆ Made MLB debut with **Braves** June 20, **2014** vs. **Nationals** in 12th inning, striking out first batter he faced (Jayson Werth), then walking next batter before inducing an inning-ending double play.
- ◆ Traded by Washington to **Cubs** Nov. 3, **2008** for RHP Matt Avery...Traded by Cubs to **Braves** May 26, **2011** for RHP Rodrigo Lopez.
- ◆ Selected by **Nationals** in 33rd round of **2005** First-Year Player Draft out of Gloucester Community College (NJ).
- ◆ Selected as a Mid-Season All-Star in **2009** with Single-A **Peoria**; **2010** with Double-A **Tennessee**, **2012** with Double-A **Mississippi** and **2015** with Triple-A **Oklahoma City**.
- ◆ Father, Mike, owns a cleaning business...Nickname is "Book."



DYLAN BUNDY

#37

BORN: NOV. 15, 1992
BIRTHPLACE: TULSA, OK
SIGNED THRU: 2020
ACQUIRED: FROM BALTIMORE IN EXCHANGE FOR RHP KYLE BRADISH, RHP ISAAC MATTSON, RHP KYLE BRNOVICH AND RHP ZACH PEEK, DEC. 4, 2019

OPENING DAY AGE: 27
RESIDES: OWASSO, OK
MLB SERVICE: 4 YEARS, 26 DAYS

RHP

HEIGHT: 6-1 WEIGHT: 225 BATS: S THROWS: R

BUNDY'S LIFETIME PITCHING RECORD

Year	Club	W-L	ERA	G	GS	CG	GF	SHO	SV	IP	H	R	ER	HR	HB	BB	IBB	SO	WP	BK	BAA
2012	Delmarva	1-0	0.00	8	8	0	0	0	0	30	5	2	0	0	2	2	0	40	1	0	.053
	Frederick	6-3	2.84	12	12	0	0	0	0	57	48	20	18	5	1	18	0	66	4	1	.233
	Bowie	2-0	3.24	3	3	0	0	0	0	16.2	14	7	6	1	0	8	0	13	1	0	.230
	BALTIMORE	0-0	0.00	2	0	0	2	0	0	1.2	1	0	0	0	0	1	0	0	0	0	.200
2013										INJURED — DID NOT PLAY											
2014	Aberdeen	0-1	0.60	3	3	0	0	0	0	15	10	1	1	0	0	3	0	22	1	0	.189
	Frederick	1-2	4.78	6	6	0	0	0	0	26.1	28	14	14	0	1	13	0	15	1	0	.283
2015	Bowie	0-3	3.68	8	8	0	0	0	0	22	21	10	9	0	1	5	0	25	2	0	.253
2016	BALTIMORE	10-6	4.02	36	14	0	6	0	0	109.2	109	52	49	18	6	42	4	104	0	0	.257
2017	BALTIMORE	13-9	4.24	28	28	1	0	1	0	169.2	152	82	80	26	7	51	0	152	0	0	.240
2018	BALTIMORE	8-16★	5.45	31	31	1	0	0	0	171.2	188	116	104	41	6	54	1	184	6	1	.274
2019	BALTIMORE	7-14	4.79	30	30	0	0	0	0	161.2	161	95	86	29	6	58	0	162	7	1	.256
MAJOR TOTALS		38-45	4.67	127	103	2	8	1	0	614.1	611	345	319	114	25	206	5	602	13	2	.257
MINOR TOTALS		10-9	2.59	40	40	0	0	0	0	167	126	54	48	6	5	49	0	181	10	1	.211

★ led or tied for league lead

Disabling Injuries: **2019** — Right knee tendinitis; disabled July 13 - July 23
2018 — Left ankle sprain; disabled June 26 - July 6
2015 — Right shoulder strain; disabled Sept. 24 - end of season

2019 SEASON

- ◆ Led **Orioles** pitchers in starts (30), strikeouts (162), and innings pitched (161.2).
- ◆ Posted a 9.02 strikeouts per nine innings rate, his second-straight year with more strikeouts than innings pitched.
- ◆ Recorded at least 150 strikeouts for a third consecutive season, becoming first Orioles pitcher to strike out 150+ batters in three straight campaigns since Daniel Cabrera (2005-2007).
- ◆ Held opposing three-hole hitters to a .205 average (15-for-73), which was 12th-lowest mark in A.L.
- ◆ Went 2-2 in five outings (two quality starts) in May, posting a 2.64 ERA (30.2 IP - 9 ER), 0.98 WHIP, and .195 (22/113) average against.
- ◆ Pitched to a 6-6 record with a 3.93 ERA (100.2 IP - 44 ER) and eight quality starts in 18 night games.

CAREER HIGHLIGHTS

- ◆ Made Major League debut for Baltimore Sept. 23, 2012 at 19 years, 313 days old...Registered first Major League strikeout Apr. 21, 2016 vs. Toronto (Kevin Pillar)...Earned first Major League win May 27, 2016 at Cleveland (1.1 IP, 1 H)...Recorded first MLB win as a starter July 22, 2016 vs. Cleveland...Orioles top prospect according to *Baseball America* from 2012-16.

MAJOR LEAGUE SUMMARY

2018

- ◆ Set new career-highs and led all **Orioles** pitchers with 31 starts, 184 strikeouts and 171.2 innings pitched...His 15 quality starts tied with Alex Cobb for team lead.
- ◆ Tossed second career complete game May 24 at White Sox and set career-high with 14 strikeouts.
- ◆ Became first pitcher in Orioles history with eight-or-more strikeouts in four straight road starts (Aug. 7, 2017-Apr. 4, 2018).
- ◆ In 10 starts in day games, was 6-1 with a 2.28 ERA (67 IP - 17 ER); the ERA was sixth-lowest in Majors (min. 60 IP).





- ◆ Went 3-0 with a 1.98 ERA (27.1 IP - 6 ER) and 25 strikeouts in four starts in June.
- ◆ Exited game May 8 vs. KC without recording an out; became the first Orioles pitcher to not record an out in a start since LHP Kurt Birkins on 9/15/07 (0.0 IP, 6 H, 6 ER, 1 HR) and first in MLB history to allow four HR without recording an out.
- ◆ Set franchise record allowing 41 home runs; most allowed in a single-season since Cincinnati's Bronson Arroyo surrendered 46 home runs in 2011.

2017

- ◆ In third season (second full year) with **Orioles**, set a career high (at the time) with 28 starts and won a career-high 13 games...His 13 wins also led Baltimore's staff and were tied for the 11th-most in A.L.
- ◆ During his 28 starts, Orioles went 16-12; only Baltimore starter with a winning record in his starts (min. two GS)...His 6.37 run support average was best among Baltimore starters and was third-highest in MLB.
- ◆ His 19 quality starts were tied for eighth-most in A.L...Had two streaks of at least five straight quality starts (eight straight from Apr. 5-May 12 and five straight from Aug. 1-29).
- ◆ His .301 opponents OBP and .240 opponents batting average (152/633) both ranked ninth-best in A.L.
- ◆ Had eight starts with eight-or-more strikeouts...Went 5-0 with a 2.50 ERA (54 IP - 15 ER) in those games.
- ◆ Made five starts in August, going 4-0 with a 2.00 ERA (36 IP - 8 ER), six walks and 45 strikeouts, while opponents hit .177 (23/130)...According to *ESPN Stats & Info*, his three starts with 10-or-more strikeouts in August were the most by any Orioles pitcher in the past 10 seasons...His 45 strikeouts in August were the most in any month in his career.
- ◆ Tossed first career complete game on Aug. 29 vs. Seattle, throwing a one-hit shutout with 12 strikeouts...Only hit allowed was bunt single by Kyle Seager in fourth inning...First Orioles individual one-hitter since Jason Hammel June 16, 2012 at Atlanta.

2016

- ◆ Entered year as **Orioles** top prospect, according to *Baseball America* and was rated as having the "Best Slider" in Baltimore organization.
- ◆ Made season debut with Baltimore in relief, Apr. 7 vs. Minnesota...Marked first Major League appearance since Sept. 23, 2012 (1,290 days between MLB games).
- ◆ Became 17th Orioles pitcher to record 10 wins in rookie season and first since Wei-Yin Chen (12 wins in 2012...Finished second among A.L. rookie pitchers (min. 100 IP) in strikeouts per nine innings (8.53) and was tied for third among A.L. rookies with 104 strikeouts).
- ◆ From July 22-Aug. 12, ranked tied for first in Majors in wins (four) and was fifth in strikeouts (32), posting a 1.84 ERA (29.1 IP - 6 ER) in that span.
- ◆ As a starter, held opponents to a .231 average (63/273) as a starter and averaged 9.04 strikeouts per nine innings in those 14 outings...As a reliever, went 2-1 with a 3.08 ERA (38 IP - 13 ER) and 32 strikeouts...15 of 22 relief appearances were multi-inning outings.
- ◆ Named to Orioles A.L. Wild Card Game roster, but did not appear in game vs. Blue Jays (TOR won 5-2 in 11 inn.).

2015

- ◆ Made eight starts to begin season with Double-A **Bowie**, before being placed on disabled list May 28 (retroactive to 5/26) with a right shoulder strain for remainder of year.
- ◆ Returned in November to make two starts for **Peoria** in the Arizona Fall League.

2014

- ◆ Made return from "Tommy John" surgery with Single-A **Aberdeen** June 15...In nine starts, went a combined 1-3 with a 3.27 ERA (41.1 IP - 15 ER) between Aberdeen and Adv.-A **Frederick**.
- ◆ Placed on disabled list for Frederick with a right latissimus strain Aug. 14 and missed remainder of season.
- ◆ Named **Orioles** top prospect according to *Baseball America* and *Baseball Prospectus* following the season...Named a top 100 overall prospect by *MLB.com* (20)...Rated by *Baseball America* as having the "Best Curveball" in Baltimore organization.

2013

- ◆ Did not pitch for **Orioles** after Spring Training due to forearm discomfort later diagnosed as a flexor mass strain.
- ◆ Underwent "Tommy John" surgery on right elbow June 27, performed by Dr. James Andrews.
- ◆ Named Orioles top prospect by *Baseball America* following the season...Named a top 100 overall prospect in baseball by *Baseball Prospectus* (15), *MLB.com* (20), and *ESPN.com* (31).

2012

- ◆ Recalled from Double-A **Bowie** on 9/19, and made his Major League debut with **Orioles**, Sept. 23 at BOS (0.2 IP)...With debut at 19 years, 313 days old, became first Oriole to debut before turning 20 since RHP Mike Adamson, July 1, 1967 (19.291)...With Manny Machado, became first pair of Orioles teammates to debut in same season by age 20 since 1964 (Paul Blair and Frank Bertaina).
- ◆ Tossed scoreless ninth in home debut vs. Toronto, Sept. 25.

BUNDY





- ◆ Named winner of Jim Palmer Award for Orioles Minor League Pitcher of the Year...Went a combined 9-3 with a 2.08 ERA (103.2 IP - 24 ER) in 23 starts with three affiliates (119 SO, 28 BB)...Held minor league hitters to a .186 average (67/361), with right-handers batting .165 (39/236).
- ◆ Named Carolina League Mid-Season All-Star and *Baseball America* Minor League All-Star...Was Orioles Minor League Pitcher of the Month in April (30 consecutive scoreless IP).
- ◆ Named Orioles top prospect by *Baseball America* following the season.

NOTABLE MINOR LEAGUE AWARDS AND HONORS

- ◆ **2015** Arizona Fall League participant.
- ◆ **2012** MiLB.com Organization All-Star...*Baseball America* Minor League All-Star...Carolina League Mid-Season All-Star...Jim Palmer Minor League Pitcher of the Year.

CAREER TRANSACTIONS

- ◆ June 6, 2011...Selected by **Orioles** in first round (fourth overall) of 2011 First-Year Player Draft (signed Aug. 15, 2011).
- ◆ Dec. 4, 2019...Traded by **Orioles** to **Angels** for RHP Kyle Bradish, RHP Isaac Mattson, RHP Kyle Brnovich and RHP Zach Peek.

PERSONAL/MISC

- ◆ Dylan Matthew Bundy...On Twitter: @Dylan_Bundy.
- ◆ Older brother, Bobby, was eighth-round pick by Orioles in 2008 and pitched in Baltimore system from 2008-17.
- ◆ Represented Orioles in Dairy Night Cow Milking Contest, May 20, 2016 at Angel Stadium and defeated Angels LHP Greg Mahle in the competition...Became first visiting player to win the annual competition since Detroit's Franklyn German in 2005.
- ◆ Attended Owasso HS (Owasso, OK)...Named Gatorade National Player of the Year in 2011 and was Oklahoma's Gatorade State Player of the Year in 2009, 2010 and 2011...Went 11-0 with a 0.20 ERA, 158 strikeouts and five walks in 71 IP during senior season and batted .467 with 11 home runs and 54 RBI...Committed to University of Texas, before signing with Orioles out of high school.
- ◆ Considered a "fitness buff" and maximizes performance with a focus on health and nutrition.
- ◆ For three summers, starting at age 15, left home alone to pitch for a travel team in Texas.
- ◆ Played for Peoria in Arizona Fall League following 2015 season.
- ◆ Originally signed by Orioles Scout Ernie Jacobs.

MAJOR LEAGUE HITTING TOTALS

AVG	AB	H	HR	RBI
.100	10	1	0	0

CAREER FIELDING

POS	PCT	G	PO	A	E	TC	DP
P	.957	127	28	38	3	69	6

BUNDY'S CAREER HIGHS

	SEASON		GAME
Wins	13 — 2017	SO	14 — 5/24/18 at CWS
Losses	16 — 2018	IP	9 — Twice; 5/24/18 at CWS & 8/29/17 vs. SEA
ERA	4.02 — 2016	R	8 — Twice; 8/10/18 vs. BOS & 4/26/18 vs. TB
IP	171.2 — 2018	ER	7 — 7 times; last, 7/12/19 vs. TB
SO	184 — 2018	BB	5 — 3 times; last, 9/18/19 vs. TOR
Win Streak	5 — 7/18-8/29/17	H	11 — 3 times; last, 8/15/18 vs. NYM

BUNDY





2020 LOS ANGELES ANGELS

#31

TY BUTTREY

BORN: MARCH 31, 1993

BIRTHPLACE: MATTHEWS, NC

SIGNED THRU: 2020

ACQUIRED: FROM BOSTON WITH LHP WILLIAMS JEREZ FOR INF IAN KINSLER AND CASH CONSIDERATIONS, JULY 30, 2018

MARRIED: SAMANTHA GREEN, DEC. 30, 2017

OPENING DAY AGE: 26

RESIDES: GULFPORT, FL

MLB SERVICE: 1 YEAR, 46 DAYS



RHP

HEIGHT: 6-6

WEIGHT: 240

BATS: L

THROWS: R

BUTTREY'S LIFETIME PITCHING RECORD

Year	Club	W-L	ERA	G	GS	CG	GF	SHO	SV	IP	H	R	ER	HR	HB	BB	IBB	SO	WP	BK	BAA
2012	— Red Sox (GCL)	0-0	1.80	4	3	0	0	0	0	5	5	2	1	0	1	1	0	5	0	1	.278
2013	— Lowell	4-3	2.21	13	13	0	0	0	0	61	54	21	15	0	5	21	0	35	7	0	.242
2014	— Greenville	0-5	6.85	11	11	0	0	0	0	46	59	41	35	5	1	24	0	40	4	0	.306
	Red Sox (GCL)	0-0	1.80	2	2	0	0	0	0	5	2	1	1	0	1	1	0	4	0	0	.118
	Lowell	0-0	3.09	3	2	0	0	0	0	11.2	11	6	4	0	0	7	0	12	2	1	.244
2015	— Greenville	1-0	2.45	4	4	0	0	0	0	22	17	8	6	2	1	3	0	22	0	0	.210
	Salem	8-10	4.20	21	21	0	0	0	0	115.2	117	62	54	5	5	45	0	81	13	1	.268
2016	— Portland	1-9	4.44	33	9	0	5	0	0	79	80	52	39	6	7	46	0	52	5	1	.261
2017	— Portland	1-4	3.72	30	0	0	16	0	4	46	39	22	19	1	2	23	1	56	5	3	.234
	Pawtucket	1-1	7.64	10	0	0	5	0	0	17.2	21	16	15	2	0	10	0	18	4	0	.296
2018	— Pawtucket	1-1	2.25	32	0	0	11	0	1	44	36	16	11	4	3	14	0	64	2	1	.216
	Angels (AZL)	0-0	0.00	1	1	0	0	0	0	1	0	0	0	0	0	0	0	3	0	0	.000
	Salt Lake	0-1	2.25	4	0	0	0	0	0	4	2	1	1	0	0	1	0	7	1	0	.143
	LAA	0-1	3.31	16	0	0	4	0	4	16.1	15	7	6	0	0	5	0	20	0	1	.238
2019	— LAA	6-7	3.98	72	0	0	6	0	2	72.1	69	34	32	8	5	23	0	84	6	0	.247
MAJOR TOTALS		6-8	3.86	88	0	0	10	0	6	88.2	84	41	38	8	5	28	0	104	6	1	.246
MINOR TOTALS		17-34	3.95	168	66	0	37	0	5	458	443	248	201	25	26	196	1	399	43	8	.254

2019 SEASON

- ◆ Led **Angels** relievers with 72 appearances and 84 strikeouts in second season in Majors.
- ◆ Allowed first home run of career May 20 vs. Minnesota (Miguel Sano), which snapped Angels record streak of 37 consecutive games without allowing a homer to begin a Major League career.
- ◆ Became first Angels pitcher with six wins in traditional relief appearances within team's first 100 games of a season since Scot Shields in 2006.
- ◆ Pitched to a 1.23 ERA (29.1 IP - 4 ER) from start of season through June 1...ERA ranked ninth in Majors in that span (min. 20 IP).
- ◆ Earned first win of Major League career April 13 at Wrigley Field after retiring only batter faced (Jason Heyward).
- ◆ Made Opening Day roster for first time in career...Opened season with 11.1 shutout innings in first 12 appearances.

MAJOR LEAGUE SUMMARY

2018

- ◆ Made Major League debut with **Angels** Aug. 16 at Texas and worked one scoreless inning...Became 32nd different pitcher used by Angels in 2018, which set new club record (previous was 31 in 2017).
- ◆ Earned first career save Sept. 7 at White Sox with one perfect inning pitched.
- ◆ Recorded four saves within first 14 career games, joining Minnie Rojas (1966) as only Angels to do so...In that span pitched to a 0.59 ERA (15.1 IP - 1 ER) to begin career.
- ◆ Opened year with Triple-A **Pawtucket** and registered a 2.25 ERA (44 IP - 11 ER) in 32 games for PawSox.
- ◆ His 13.09 strikeouts per nine innings rate ranked second among International League relievers through end of July.
- ◆ Missed two weeks of season in late July on minor league disabled with right knee inflammation.
- ◆ Acquired by Angels July 30 along with LHP Williams Jerez in exchange for INF Ian Kinsler and cash considerations.
- ◆ Made one rehab appearance with **AZL Angels** before joining Triple-A **Salt Lake** Aug. 9.

IN THE PARK

Most consecutive appearances by Angels pitcher without allowing a home run to begin MLB career

PLAYER	GAMES	SEASONS
Ty Buttrey	37	2018-2019
Brendan Donnelly	36	2002
Bryan Harvey	34	1987-1988
Sherman Corbett	29	1988

BUTTREY





NOTABLE MINOR LEAGUE AWARDS AND HONORS

- ◆ 2015 Red Sox Minor League Starting Pitcher of the Month (April).

CAREER TRANSACTIONS

- ◆ June 5, 2012...Selected by **Red Sox** in fourth round of 2012 First-Year Player Draft (signed June 15, 2012).
- ◆ July 30, 2018...Traded by **Red Sox** to **Angels** with LHP Williams Jerez for INF Ian Kinsler and cash considerations.

PERSONAL/MISC

- ◆ Ty Douglas Buttrey.
- ◆ Visited students at John Marshall Elementary School in Anaheim as part of Angels Baseball Foundation's Adopt-A-School Program.
- ◆ Participated in 2019 Aces & Athletes Poker Tournament and charity casino night at Angel Stadium..The event is presented by the Irvine Public Schools Foundation and Angels Baseball Foundation and helps fund scholarships and crucial programs for students in need.
- ◆ As part of Red Sox Rookie Development Program in January 2018, helped paint murals at the Dimock Center in Roxbury, MA, and visited patients at Boston Children's Hospital.
- ◆ Attended Major League Spring Training for first time in 2018 with Boston after being added to 40-man roster, Nov. 20, 2017.
- ◆ Played in 2017 Arizona Fall League for AFL Champion Peoria, representing Red Sox organization.
- ◆ In Red Sox organization, pitched primarily as a starter until moving to bullpen in June 2016.
- ◆ Attended Providence Senior HS (NC)...Went 9-2 with a 0.91 ERA (69 IP - 7 ER) during senior season.
- ◆ Ranked as #9 prospect in Angels system following the 2018 season by *Baseball America*.
- ◆ Named by *Baseball America* as having best changeup in Red Sox system following the 2017 season.
- ◆ Originally signed by Red Sox scout Quincy Boyd.

CAREER FIELDING

POS	PCT	G	PO	A	E	TC	DP
P	1.000	88	6	8	0	14	1

BUTTREY'S CAREER HIGHS

SEASON		GAME	
Wins	6 — 2019	SO	3 — 8 times; last, 8/30/19 vs. BOS
Losses	7 — 2019	IP	2.2 — 4/24/19 vs. NYY
ERA	3.98 — 2019	R	5 — 9/22/18 at HOU
IP	72.1 — 2019	ER	4 — Twice; last, 9/5/19 at OAK
SO	84 — 2019	BB	3 — 9/5/19 at OAK
		H	4 — 9/15/19 vs. TB





2020 LOS ANGELES ANGELS



GRIFFIN CANNING

#47

BORN: MAY 11, 1996
BIRTHPLACE: MISSION VIEJO, CA
SIGNED THRU: 2020
ACQUIRED: SELECTED IN SECOND ROUND OF 2017 FIRST-YEAR PLAYER DRAFT

OPENING DAY AGE: 23
RESIDES: COTO DE CAZA, CA
MLB SERVICE: 153 DAYS

RHP

HEIGHT: 6-2

WEIGHT: 180

BATS: R

THROWS: R

CANNING'S LIFETIME PITCHING RECORD

Year	Club	W-L	ERA	G	GS	CG	GF	SHO	SV	IP	H	R	ER	HR	HB	BB	IBB	SO	WP	BK	BAA
2018	Inland Empire	0-0	0.00	2	2	0	0	0	0	8.2	4	0	0	0	1	3	0	12	0	0	.133
	Mobile	1-0	1.97	10	10	0	0	0	0	45.2	27	11	10	2	1	19	0	49	4	0	.170
	Salt Lake	3-3	5.49	13	13	0	0	0	0	59	68	36	36	6	4	22	0	64	2	0	.294
2019	Salt Lake	1-0	0.56	3	3	0	0	0	0	16	13	2	1	0	0	2	0	17	1	0	.224
	LAA	5-6	4.58	18	17	0	1	0	0	90.1	80	46	46	14	8	30	0	96	9	1	.235
MAJOR TOTALS		5-6	4.58	18	17	0	1	0	0	90.1	80	46	46	14	8	30	0	96	9	1	.235
MINOR TOTALS		5-3	3.27	28	28	0	0	0	0	129.1	112	49	47	8	6	46	0	142	7	0	.234

Disabling Injuries: 2019 — Right elbow inflammation; disabled Aug. 23 (retro to Aug. 20) - end of season
 Right elbow inflammation; disabled Aug. 4 (retro to Aug. 1) - Aug. 13

2019 SEASON

- ◆ Began season with Triple-A **Salt Lake**, making three starts and allowing one earned run in 16 innings pitched (0.56 ERA) before receiving promotion to make Major League debut with **Angels**, April 30.
- ◆ With his debut, became first Angels draft pick to make MLB debut as starting pitcher with team since Garrett Richards (Aug. 10, 2011 at NYY)...Also became first player drafted by Billy Eppler as Angels general manager to reach the Majors and third player selected in the 2017 First-Year Player Draft to reach Majors, following: Kyle Wright (Braves — 5th overall pick) and Nick Margenivius (Padres — 7th round).
- ◆ Set Angels record with 69 strikeouts through his first 12 career Major League games, breaking previous mark of 65 by Jered Weaver...Also broke Weaver's record with 77 strikeouts through 14 career games.
- ◆ Recorded 5+ strikeouts in each of first nine career games before having streak snapped June 21 at St. Louis... Became one of four players in A.L. history with 5+ strikeouts in each of his first nine career games, joining Masahiro Tanaka (first 11 games in 2014), Herb Score (first 10 games in 1955) and Orlando "El Duque" Hernandez (first nine games in 1998).
- ◆ Held opponents to a .184 average (9/49) against his curveball...Also kept opposing hitters to a .167 (22/132) average during first time through batting order in a game.
- ◆ Opponents swung and missed on 32.2% of swings, which was seventh highest rate in A.L. (min. 80 IP).

NOTABLE MINOR LEAGUE AWARDS AND HONORS

- ◆ **2018** Angels Organizational All-Star...Southern League Mid-Season All-Star (April & July)...Angels Minor League Pitcher of the Month (May).

CAREER TRANSACTIONS

- ◆ June 7, 2014...Selected by **Rockies** in 38th round of First-Year Player Draft (did not sign).
- ◆ June 12, 2017...Selected by **Angels** in second round of First-Year Player Draft (signed June 16, 2017).

PERSONAL/MISC

- ◆ Griffin Alexander Canning...On Twitter: @griffin_canning.
- ◆ Originally signed by Angels scout Ben Diggins.
- ◆ Visited patients and their families at CHOC Children's in July 2019 alongside teammates Michael Hermosillo and Matt Thaiss.
- ◆ Selected as Angels' #2 prospect entering 2019 by *Baseball America* and the top pitching prospect in Halos organization...Also selected as having Best Slider in Angels system.

CANNING





- ◆ Was starting pitcher in two combined no-hitters for Double-A **Mobile** in 2018...Pitched five no-hit innings Apr. 28 at Montgomery to combine with Matt Custred (3 IP) and Ryan Clark (1 IP) for Mobile's first no-hitter since 2013... Tossed 4.1 no-hit innings May 14 vs. Birmingham and combined with Greg Mahle (1.2 IP), Adrian Almeida (1.2 IP) and Ryan Clark (1.1 IP) for BayBears second no-hitter of season.
- ◆ After being drafted in June 2017, spent that summer at Angels minor league facility in Tempe, working on strength and conditioning.
- ◆ Since his days in youth travel ball, has written the initials "JRH" (Jeffrey Robert Hayek) on back of mound before each start...Jeffrey was the grandson of Canning's godmother (Diana) who suddenly passed away at age 10 from a blood clot in his brain in 2007... Although Griffin and Jeffrey never met, they both loved baseball and shared a connection through Diana.
- ◆ During final season at UCLA, led Pac-12 Conference in strikeouts (140) and innings pitched (119) and ranked third in ERA (2.34) and fourth in batting average against (.213)...Tabbed as a Collegiate Baseball All-American second team honoree and was selected to All-Pac-12 team...Named a 2017 Golden Spikes Award semifinalist.
- ◆ Attended Santa Margarita Catholic High School in Rancho Santa Margarita, CA.
- ◆ Off the field hobbies include hiking, surfing and photography.



CANNING





2020 LOS ANGELES ANGELS

JASON CASTRO

#16



BORN: JUNE 13, 1987

BIRTHPLACE: CASTRO VALLEY, CA

SIGNED THRU: 2022

ACQUIRED: SIGNED AS A MAJOR LEAGUE FREE AGENT JAN. 7, 2020

MARRIED: MARIS PERLMAN, NOV. 3, 2012

CHILDREN: BRADY, ROWAN

OPENING DAY AGE: 32

RESIDES: HOUSTON, TX

MLB SERVICE: 9 YEARS, 104 DAYS

C

HEIGHT: 6-3

WEIGHT: 215

BATS: L

THROWS: R

CASTRO'S LIFETIME PLAYING RECORD

Year	Club	AVG	G	AB	R	H	2B	3B	HR	RBI	SH	SF	HP	BB	IBB	SO	SB	CS	GDP	OBP	SLG	E	
2008	Tri-City	.275	39	138	10	38	9	0	2	12	0	0	2	22	2	32	0	2	1	.383	.384	4	
2009	Lancaster	.309	56	207	27	64	20	1	7	44	0	3	3	30	2	41	1	1	5	.399	.517	5	
	Corpus Christi	.293	63	239	38	70	11	1	3	29	0	2	2	25	0	35	2	1	5	.362	.385	9	
2010	Round Rock	.265	57	211	31	56	7	0	4	26	0	0	1	32	0	34	1	1	5	.365	.355	2	
	HOUSTON	.205	67	195	26	40	8	1	2	8	0	0	0	22	2	41	0	0	4	.286	.287	2	
2011	INJURED - DID NOT PLAY																						
2012	Corpus Christi	.800	3	5	1	4	2	0	0	0	0	0	0	2	0	0	0	0	0	.857	1.200	0	
	Oklahoma City	.462	4	13	1	6	1	0	1	2	0	0	0	2	0	1	0	0	0	.533	.769	0	
	HOUSTON	.257	87	257	29	66	15	2	6	29	2	4	1	31	2	61	0	0	8	.334	.401	6	
2013	HOUSTON	.276	120	435	63	120	35	1	18	56	0	4	2	50	3	130	2	1	4	.350	.485	5	
2014	HOUSTON	.222	126	465	43	103	21	2	14	56	1	3	9	34	1	151	1	0	11	.286	.366	4	
2015	HOUSTON	.211	104	337	38	71	19	0	11	31	0	3	2	33	1	115	0	0	5	.283	.365	1	
2016	HOUSTON	.210	113	329	41	69	16	3	11	32	1	0	1	45	0	123	2	1	9	.307	.377	4	
2017	MINNESOTA	.242	110	356	49	86	22	0	10	47	1	1	4	45	1	108	0	0	10	.333	.388	3	
2018	MINNESOTA	.143	19	63	4	9	3	0	1	3	0	1	1	9	0	26	0	0	2	.257	.238	0	
2019	MINNESOTA	.232	79	237	39	55	9	0	13	30	1	1	3	33	0	88	0	0	0	.332	.435	1	
MAJOR TOTALS		.231	825	2674	332	619	148	9	86	292	6	17	23	302	10	843	5	2	53	.313	.390	26	
MINOR TOTALS		.289	239	913	167	264	55	8	36	158	0	13	13	120	7	209	37	18	14	.375	.485	20	

Disabling Injuries: **2018** — right knee meniscus tear; disabled May 5-end of season.

2017 — concussion; disabled Aug. 24-Sept 3.

2015 — strained right quad; disabled Aug. 29-Sept 17.

2013 — right knee discomfort; disabled Sept. 17-end of season.

2019 SEASON

- ◆ In third and final season with **Minnesota**, connected for 13 home runs, the third most of career and most since 2014 (14 HR)...The 13 homers were tied for ninth by an A.L. backstop while his 18.15 AB/HR ratio ranked sixth (min. 200 AB)...Teammate Mitch Garver led the A.L. in both categories.
- ◆ Registered a .999 fielding percentage...Marked sixth consecutive season committing less than five errors...Also posted a team-leading (min. 200 innings caught) 19.4% caught stealing percentage.
- ◆ Twins Opening Day catcher for second consecutive season.
- ◆ Talled 600th career hit July 19 vs. Oakland.

CAREER SUMMARY

- ◆ Nine-year big league vet returns to A.L. West for first time since 2016...Named a finalist for 2015 Gold Glove Award at catcher (won by Salvador Perez)...Tabbed as an A.L. All-Star in 2013...In 2012, named Astros Darryl Kile "Good Guy" Award winner as voted on by the Houston Chapter of the BBWAA.
- ◆ Made Major League debut with Houston June 22, 2010 vs. San Francisco...Started the game that day and singled in first at-bat vs. Tim Lincecum.

MAJOR LEAGUE SUMMARY

2018

- ◆ Limited to 19 games due to injury during second season with the **Twins**...Was Minnesota's Opening Day catcher for second straight season.

CATCHING DRILLS

Most doubles as a catcher since 2013

Player	Seasons
Salvador Perez	143
Jason Castro	122
Yan Gomes	114



2017

- ◆ Tabbed as **Minnesota's** Opening Day catcher during first season with the Club...Reached double digits in home runs for fifth consecutive season...47 RBI were third most of career and most since 2014 (56 RBI).

2016

- ◆ In final season with **Houston**, finished the season first among A.L. catchers in triples (3), second in walks (43), fifth in on-base percentage (.309) and tied for fifth in doubles (16).
- ◆ Committed just four errors in over 900 innings caught (.996)... Threw out 13 of 58 would-be base stealers (22.4%).

2015

- ◆ Made fourth consecutive Opening Day start for **Houston**...Named one of three finalists for 2015 A.L. Gold Glove Award at catcher...Threw out 24-of-66 runners attempting to steal (32.3%), marking best caught stealing percentage by a Houston catcher since Brad Ausmus threw out 40% of runners attempting to steal (30-for-75) in 2001...Ranked fifth among A.L. catchers in caught stealing percentage, and second in fielding percentage (.999, 840 total chances, 1 error)... Was A.L.'s second-best pitch framer, behind only the White Sox' Tyler Flowers, according to *Baseball Prospectus*... Caught first no-hitter of career on Aug. 21 vs. Dodgers (Mike Fiers).

2014

- ◆ Played in a career-high 126 games with the **Astros**...Matched a career high (also, 2013) with 56 RBI.
- ◆ Finished tied for sixth in homers (14) among A.L. catchers and tied for fifth in doubles (21)...Threw out a career-high 21 runners attempting to steal (21-of-102, 20.6%).
- ◆ Named Astros nominee for the 2014 Roberto Clemente Award.

2013

- ◆ Named an American League All-Star during third big league season with **Houston**...Set career highs in nearly every offensive category including hits, doubles, home runs and RBI.
- ◆ Set single-season Astros records by a catcher in doubles (35), homers (18), runs scored (63), extra-base hits (54), slugging (.485) and OPS (.835)...Led A.L. catchers in slugging (min. 450 PA) and finished second in OPS (.835), third in runs (63) and OBP (.350), tied for third in doubles (35), fourth in homers (18) and tied for sixth in hits (120)...Finished second among A.L. catchers in WAR (4.5) behind Joe Mauer (5.4).
- ◆ Named A.L. Player of the Week, hitting .579 with three home runs, five RBI and a .636 OBP for the week of May 20-26... Named A.L. Player of the Week again Aug. 26 after hitting .529 with six extra-base hits (2 doubles, 1 triple, 3 homers), five RBI and a 1.913 OPS.
- ◆ Tabbed as Astros Team MVP by the BBWAA.

2012

- ◆ Made first career Opening Day start in second season with **Houston**...Led Houston backstops with a 4.34 catcher's ERA (646.2 IP - 312 ER) in 79 games (73 starts)...Caught 12 of 69 attempting base stealers (17%)...Named Astros 2012 Darryl Kile "Good Guy" Award as voted on by the Houston Chapter of the BBWAA.

2011

- ◆ Missed entire season while recovering from a right knee injury...Initially suffered the injury March 2nd during the Club's Spring Training contest...Had surgery to repair a tear of the medial meniscus and reconstructed ACL.

2010

- ◆ After beginning the season with Triple-A **Round Rock**, had contract selected by **Houston** June 22nd...Made Major League debut that day, singling in first big league plate appearance off Tim Lincecum...Appeared in 67 games, the most by an Astros rookie catcher since 2010 (Mitch Meluskey, 103 G) and second most since 1992.
- ◆ At the time of call-up, his 53 hits ranked ninth in all of Triple-A by a catcher while his 29 walks were tied for fourth.

POSTSEASON EXPERIENCE

- ◆ Has made two different postseason appearances, going 1-for-19 (.053) with two RBI...Saw second career postseason action in **2017**...Went 0-for-3 in **Minnesota's** 8-4 loss at Yankee Stadium...In **2015**, for **Houston** in the A.L. Wild Card Game vs. Yankees, went 0-for-2 with a walk in the Astros' 3-0 win at Yankee Stadium...Appeared in five games of ALDS vs. Kansas City...Logged first postseason hit in Game 3, an RBI single in the bottom of the 5th inning off Edinson Volquez...Houston would lose the series to the Royals three games to two.

WILD CARD GAME TOTALS

Year	Club, Opp	AVG	G	AB	R	H	2B	3B	HR	RBI	SH	SF	HBP	BB	IBB	SO	SB	CS	GDP	SLG	OBP	E
2015	— HOU, NYY	.000	1	2	0	0	0	0	0	0	0	0	0	1	0	1	0	0	1	.000	.333	0
2017	— MIN, NYY	.000	1	3	0	0	0	0	0	0	0	0	0	0	0	3	0	0	0	.000	.000	0
TOTALS		.000	2	5	0	0	0	0	0	0	0	0	0	1	0	4	0	0	1	.000	.167	0

CATCH THIS	
A.L. Leaders in Games Caught since 2013	
Player	Seasons
Salvador Perez	761
Mike Zunino	664
Jason Castro	631

CASTRO





2020 LOS ANGELES ANGELS

DIVISION SERIES TOTALS

Year	Club, Opp	AVG	G	AB	R	H	2B	3B	HR	RBI	SH	SF	HBP	BB	IBB	SO	SB	CS	GDP	SLG	OBP	E
2015—	HOU, KC	.071	5	14	1	1	0	0	0	2	0	0	0	1	0	7	0	0	1	.071	.133	0

NOTABLE MINOR LEAGUE AWARDS AND HONORS

- ◆ **2011** Arizona Fall League Rising Stars Game...Futures Game Selection
- ◆ **2009** Arizona Fall League Rising Stars Game...#1 prospect in Astros system according to *Baseball America*.
- ◆ **2008** Hawaiian Winter Baseball Post-Season All-Star

CAREER TRANSACTIONS

- ◆ June 7, 2005...Selected by **Red Sox** in the 43rd round of the First Year Player Draft (did not sign).
- ◆ June 5, 2008...Selected by **Astros** in the 1st round (10th pick) of the First-Year Player Draft (signed July 12, 2008).
- ◆ Nov. 3, 2016....Signed a three-year contract with **Twins**.
- ◆ Jan. 7, 2020...Signed a one-year contract with **Angels**.

PERSONAL/MISC

- ◆ Jason Michael Castro...On Twitter: @J_Castro15.
- ◆ Grandfather, father and brother have all served as firefighters.
- ◆ Played high school baseball and basketball at Castro Valley High (Castro Valley, CA)...Played collegiate baseball at Stanford University...Met wife Maris in college, where she played lacrosse for the Cardinal...In 2008, led Stanford to the College World Series...Led the Club in average (.376) and total bases (171)...Completed degree in Sociology in 2013 after re-enrolling at Stanford.
- ◆ Played for Team USA and won a gold medal at the World Cup in 2009.
- ◆ Originally signed by Astros scouts Joe Graham and Bobby Heck.

MISCELLANEOUS STATS TWO-HR GAMES [5]

July 2, 2019 at OAK	Sept. 12, 2017 vs. SD	Aug. 24, 2013 vs. TOR
May 25, 2013 vs. OAK	Sept. 28, 2012 at MIL	

CAREER GRAND SLAMS HOME RUNS [3]

Aug. 3, 2015 at TEX	Aug. 28, 2014 vs. TEX	July 31, 2013 at BAL
---------------------	-----------------------	----------------------

CAREER WALK-OFF HITS / RBI [3]

Aug. 23, 2015 vs. LAD (Solo HR; 10th)	July 30, 2015 vs. LAA (3-run HR; 9th)	June 27, 2014 vs. DET (Solo HR; 9th)
---------------------------------------	---------------------------------------	--------------------------------------

ALL-STAR GAME RECORD

Year	Club, Site	AVG	G	AB	R	H	2B	3B	HR	RBI	SH	SF	HBP	BB	IBB	SO	SB	CS	GDP	SLG	OBP	E	
2013—	A.L., NYM																						

DID NOT APPEAR

CAREER FIELDING

POS	PCT	G	PO	A	E	TC	DP
C	.996	777	5544	368	26	5938	47
1B	1.000	3	7	1	0	8	0

CASTRO'S CAREER HIGHS

	SEASON	GAME
AVG	.276 — 2013	H 4 — 2 times; last, 6/13/17 vs. SEA
H	120 — 2013	HR 2 — 5 times; last, 7/2/19 vs. OAK
R	63 — 2013	R 3 — 8 times; last, 9/12/17 vs. SD
BB	50 — 2013	BB 4 — 4/5/17 vs. KC
2B	35 — 2013	2B 2 — 14 times; last, 4/8/18 vs. CIN
HR	18 — 2013	RBI 4 — 8 times; last, 5/2/19 vs. HOU
RBI	56 — 2013 & 2014	SB 1 — 5 times; last, 6/8/16 vs. TEX
SB	2 — 2013 & 2016	Hit Streak 12 — July 31 - Aug. 14, 2013

CASTRO



TAYLOR COLE

#67

BORN: AUG. 20, 1989

BIRTHPLACE: SIMI VALLEY, CA

SIGNED THRU: 2020

ACQUIRED: SIGNED AS FREE AGENT, MAR. 5, 2018

MARRIED: MADILYN FITZPATRICK, DEC. 2, 2011

OPENING DAY AGE: 30

RESIDES: LAS VEGAS, NV

MLB SERVICE: 1 YEAR, 32 DAYS

RHP

HEIGHT: 6-1

WEIGHT: 200

BATS: R

THROWS: R

COLE'S LIFETIME PITCHING RECORD

Year	Club	W-L	ERA	G	GS	CG	GF	SHO	SV	IP	H	R	ER	HR	HB	BB	IBB	SO	WP	BK	BAA
2011	— Vancouver	1-3	5.88	11	8	0	0	0	0	33.2	35	23	22	3	4	17	1	25	5	0	.276
2012	— Vancouver	6-0	0.81	12	11	0	1	0	0	66.1	36	6	6	0	6	17	0	57	6	0	.161
2013	— Lansing	7-11	4.02	26	26	0	0	0	0	132	141	75	59	5	12	59	0	71	17	1	.273
	— Dunedin	0-1	1.80	1	1	0	0	0	0	5	6	2	1	0	0	2	0	2	0	0	.300
2014	— Dunedin	8-9	3.07	24	23	0	0	0	0	132	114	55	45	4	6	39	0	171★	17	1	.232
	— New Hampshire	0-2	7.30	2	2	0	0	0	0	12.1	12	11	10	1	1	7	0	10	1	0	.250
2015	— New Hampshire	7-10	4.06	28	28★	1	0	1	0	164	174	80	74	18	7	55	0	128	12	1	.281
2016	— New Hampshire	3-4	3.79	12	11	0	0	0	0	61.2	70	32	26	6	0	17	0	54	1	0	.294
	— Dunedin	1-0	4.70	3	3	0	0	0	0	15.1	20	8	8	0	0	3	0	8	1	1	.323
2017	— Blue Jays (GCL)	0-0	0.00	3	3	0	0	0	0	4	2	0	0	0	0	1	0	6	0	0	.133
	— Dunedin	0-0	0.00	2	1	0	0	0	0	3	4	0	0	0	0	0	0	3	0	0	.308
	— Buffalo	0-0	0.00	4	0	0	1	0	0	5.2	0	0	0	0	0	1	0	7	0	0	.000
	— TORONTO	0-0	36.00	1	0	0	0	0	0	1	6	4	4	0	1	1	0	1	0	0	.750
2018	— Salt Lake	3-0	5.37	34	0	0	9	0	6	55.1	55	34	33	6	1	27	1	65	5	0	.261
	— LAA	4-2	2.75	18	2	0	4	0	0	36	20	11	11	3	3	12	0	39	1	0	.169
2019	— Inland Empire (1)	0-1	10.13	2	1	0	0	0	0	2.2	5	3	3	0	0	2	0	2	1	0	.417
	— Salt Lake	3-0	5.23	16	0	0	8	0	3	20.2	29	12	5	0	6	0	0	24	0	0	.333
	— LAA	3-4	5.92	38	6	0	9	0	0	51.2	58	35	34	2	2	24	4	50	3	0	.286
MAJOR TOTALS		7-6	4.97	57	8	0	13	0	0	88.2	84	50	49	5	6	37	4	90	4	0	.255
MINOR TOTALS		39-41	3.77	180	118	1	19	1	9	713.2	703	341	299	48	37	253	2	663	66	4	.260

★ led or tied for league lead

Disabling Injuries: 2019 — Right shoulder strain; disabled Mar. 28 (retro to Mar. 25) - April 8
2017 — Right fifth toe fracture; disabled Aug. 10 - Aug. 14 (released by Blue Jays)

2019 SEASON

- ◆ Opened year on **Angels** injured list, missing first 10 games of regular season...Pitched in two games on rehab assignment with Adv.-A **Inland Empire**, before being reinstated and optioned to Triple-A **Salt Lake**.
- ◆ Made 38 Major League appearances across six stints with Angels, setting career highs in games (38), innings pitched (51.2) and strikeouts (50).
- ◆ Pitched two perfect innings July 12 vs. Mariners as "Opener" and combined with Félix Peña (7 IP) for the 11th official no-hitter (second combined no-hitter) in Angels history...Joined Babe Ruth and Roy Oswalt as only starting pitchers to toss two-or-fewer innings as part of a no-hitter.
- ◆ Stranded 13 of 17 inherited runners (76%) for the season...In career, has stranded 22 of 27 inherited runners (81%).
- ◆ Held opponents to a .167 (2/12) average against his curveball and a .234 (18/77) average against his changeup... Between 2018-19 seasons, opponents batted .213 (26/122) against his changeup.
- ◆ Pitched to 1.06 ERA (17 IP - 2 ER) across 11 relief outings from June 19-Aug. 10.

MAJOR LEAGUE SUMMARY

2018

- ◆ Made **Angels** debut July 1 at Baltimore and pitched three scoreless innings...First reliever to work at least three shutout frames in Angels debut since David Pauley in 2012.
- ◆ Pitched to a 0.95 ERA across final 28.1 relief innings (3 ER) of season, dating to July 7.
- ◆ Earned first Major League win Sept. 3 at Texas.
- ◆ Made first Major League start on Aug. 12 vs. A's and allowed three runs in 1.1 IP...In two games as a starter, pitched to a 23.14 ERA (2.1 IP - 6 ER), compared with a 1.42 ERA (25.1 IP - 4 ER) as a reliever.
- ◆ Worked four scoreless innings Sept. 10 vs. Texas in longest outing of career.





2020 LOS ANGELES ANGELS

2017

- ◆ Made Major League debut with **Blue Jays**, Aug. 9 vs. Yankees...Registered first career strikeout vs. A.L. Rookie of the Year winner Aaron Judge.
- ◆ In debut, broke toe on right foot on a comebacker from Didi Gregorius (first batter faced)...Placed on disabled list and missed remainder of season.
- ◆ Did not allow a run across 12.2 minor league innings pitched between **GCL Blue Jays**, Adv.-A **Dunedin** and Triple-A **Buffalo**.

NOTABLE MINOR LEAGUE AWARDS AND HONORS

- ◆ **2014** Blue Jays Community Service Award...Florida State League Mid-Season and Post-Season All-Star.
- ◆ **2012** Northwest League TOPPS Short-Season/Rookie All-Star...TOPPS Northwest League Player of the Year.

CAREER TRANSACTIONS

- ◆ June 7, 2007...Selected by **Dodgers** in 26th round of 2007 First-Year Player Draft (did not sign).
- ◆ June 5, 2008...Selected by **Diamondbacks** in 31st round of 2008 First-Year Player Draft (did not sign).
- ◆ June 7, 2011...Selected by **Blue Jays** in 29th round of 2011 First-Year Player Draft (signed June 8, 2011).
- ◆ Aug. 18, 2017: Signed as a free agent with **Blue Jays**.
- ◆ Mar. 5, 2018...Signed as a free agent with **Angels**.

PERSONAL/MISC

- ◆ Taylor James Cole...On Twitter: @Taylor_JCole
- ◆ Led all of minor league baseball with 181 combined strikeouts in 2014.
- ◆ Attended Bishop Gorman HS (NV), where he played baseball and basketball...Named 2007 Nevada State Gatorade Player of the Year and *USA Today* All-American.
- ◆ Played first collegiate season at College of Southern Nevada before spending two years on a LDS Church Mission in Toronto...Returned to baseball at Brigham Young University in 2011.
- ◆ Originally signed by Blue Jays scout Blake Crosby.

CAREER FIELDING

POS	PCT	G	PO	A	E	TC	DP
P	1.000	57	4	15	0	19	3

COLE'S CAREER HIGHS

	SEASON	SO	GAME
Wins	4 — 2018	IP	5 — 9/28/18 vs. OAK
Losses	4 — 2019	R & ER	4 — 9/10/18 vs. TEX
ERA	5.92 — 2019	BB	7 — 8/25/19 at HOU
IP	51.2 — 2019	H	3 — 8/16/18 at TEX
SO	50 — 2019		6 — 8/25/19 at HOU



COLE





ADRIAN DE HORTA

#71

BORN: MAR. 13, 1995

OPENING DAY AGE: 25

BIRTHPLACE: LA PUENTE, CA

RESIDES: LEWISBURG, PA

SIGNED THRU: 2020

ACQUIRED: SIGNED AS MINOR LEAGUE FREE AGENT, MAR. 22, 2018

RHP

HEIGHT: 6-3

WEIGHT: 185

BATS: R

THROWS: R

NON-ROSTER INVITEE

DE HORTA'S LIFETIME PITCHING RECORD

Year	Club	W-L	ERA	G	GS	CG	GF	SHO	SV	IP	H	R	ER	HR	HB	BB	IBB	SO	WP	BK	BAA
2013	—Padres (AZL)	0-2	4.06	12	11	0	0	0	0	31	28	15	14	1	1	13	0	40	7	0	.241
2014	—Fort Wayne	0-2	5.32	12	11	0	0	0	0	47.1	49	31	28	2	3	38	0	36	7	1	.272
	Eugene	1-2	5.40	13	7	0	1	0	0	30	28	24	18	2	2	30	0	26	4	0	.246
2015	—Padres (AZL)	0-2	8.83	7	2	0	1	0	0	17.1	23	20	17	0	2	10	0	17	8	1	.324
	Tri-City	2-1	3.26	8	8	0	0	0	0	38.2	25	14	14	3	3	20	0	36	4	1	.182
2016	—Padres (AZL)	0-0	0.00	2	0	0	0	0	0	3.2	2	0	0	0	0	2	0	4	0	0	.154
	Tri-City	2-2	3.95	9	1	0	0	0	0	27.1	24	18	12	1	0	7	0	25	6	0	.229
2017	—Lake Elsinore	3-1	4.89	8	7	0	0	0	0	35	35	26	19	4	1	11	0	42	5	1	.248
	San Antonio	1-0	2.25	1	0	0	0	0	0	4	2	1	1	1	1	2	0	6	0	0	.143
	Fort Wayne	1-0	4.15	5	5	0	0	0	0	26	23	12	12	3	1	14	0	21	1	0	.237
2018	—Angels (AZL)	0-0	5.40	2	2	0	0	0	0	5	6	6	3	1	3	1	0	6	1	0	.300
	Orem	0-0	0.00	1	1	0	0	0	0	4	4	0	0	0	0	0	0	3	1	0	.267
	Inland Empire	0-2	5.60	9	9	0	0	0	0	35.1	42	25	22	6	2	16	0	39	5	0	.284
2019	—Mobile	0-0	2.03	3	2	0	0	0	0	13.1	7	3	3	1	0	8	0	23	0	0	.156
	Salt Lake	0-2	6.75	13	4	0	2	0	1	36	32	27	27	10	1	24	0	47	2	1	.239
	Angels (AZL)	0-0	3.00	2	2	0	0	0	0	3	2	1	1	0	0	1	0	6	0	0	.200
MINOR TOTALS		10-16	4.82	107	72	0	4	0	1	357	332	223	191	35	20	197	0	377	51	5	.244

- ◆ Adrian Sebastian De Horta (Day-Or-law)...Signed as minor league free agent on March 22, 2018.
- ◆ **2020** marks first big league camp...In 107 career minor league games (72 starts), has a 10-16 record with one save, a 4.82 ERA (357 IP - 191 ER) and 377 strikeouts.
- ◆ Began **2019** with Double-A **Mobile**, posting a 2.03 ERA (13.1 IP - 3 ER) and .156 BAA (7/45), with 23 strikeouts in three games (two starts)...Combined for nine shutout innings as a starter, with 17 strikeouts...Recorded career-high 10 SO, April 19 vs. Montgomery (ND, 4 IP, 2 H, 0 R, 0 ER, 2 BB, 10 SO)...Promoted to Triple-A **Salt Lake**, May 6...During five game stretch from May 19 - June 10, posted a 1.84 ERA (14.2 IP - 3 ER), 1.09 WHIP and .125 BAA (6/48)...Recorded only save of his professional career May 24 at Sacramento (SV, 3 IP, 0 H, 0 R, 0 ER, BB, 5 SO)...Did not allow a run in final two Triple-A outings (5.2 IP, 1 H, 0 R, 0 ER, 2 BB, 6 SO), after making two rehab starts for AZL Angels (was on Salt Lake injured list from July 15 - Aug. 28).
- ◆ Spent majority of **2018**, his first season in the Angels organization, with Adv. A **Inland Empire** in California League, starting all nine games he pitched and logging 39 SO in 35.1 IP...Best performance with team came August 7 at Lancaster (ND, 5 IP, 2 H, 1 R, 1 ER, 2 BB, 8 SO).
- ◆ Released by **Padres** March 19, 2018 and signed a minor league contract with **Angels** three days later.
- ◆ Split **2017** season among three levels in **Padres** organization, going 5-1 in 14 games (12 GS)...Pitched five shutout innings in first start of season May 19 for Adv. A **Lake Elsinore** at Stockton (ND, 5 IP, 3 H, 0 R, 0 ER, 0 BB, 7 SO)...Recorded a season-high nine strikeouts July 26 vs. Inland Empire...Held California League lefties to a .154 BAA (8/52), striking out 26 in 15.1 IP...Earned a win in his first Double-A appearance with **San Antonio** May 24 vs. Tulsa (W, 4 IP, 2 H, 1 R, 1 ER, 2 BB, 6 SO).
- ◆ Began **2016** season with **AZL Padres** for two scoreless appearances (3.2 IP) before being promoted to Single-A **Tri-City** for remainder of season...Also opened **2015** making seven appearances (two starts) for **AZL Padres** and completing year with eight starts for **Tri-City**.
- ◆ Split **2014** between Single-A **Fort Wayne** and Single-A **Eugene**, combining to set career-highs with 25 appearances and 18 starts.
- ◆ Made 12 appearances (11 starts) for **AZL Padres** in **2013**, recording 40 strikeouts in 31 IP in first professional action.
- ◆ Originally selected by **Padres** in eighth Round of **2013** First-Year Player Draft.
- ◆ Committed to play for Cal State Fullerton before signing with San Diego.
- ◆ Starred for South Hills High School (West Covina, CA) as pitcher and designated hitter, earning San Gabriel Valley Player of the Year honors as a senior...As senior, hit .366 with 22 RBI and 10 extra-base hits and went 11-1 with 1.47 ERA and 97 SO on the mound...Led team to three consecutive Sierra League titles.
- ◆ Born in La Puente, California, approximately 20 miles northwest of Angel Stadium.

DE HORTA



2020 LOS ANGELES ANGELS

DAVID FLETCHER

#22



BORN: MAY 31, 1994
BIRTHPLACE: ORANGE, CA
SIGNED THRU: 2020
ACQUIRED: SELECTED IN THE SIXTH ROUND OF THE 2015 FIRST-YEAR PLAYER DRAFT
MARRIED: KIERRA FISCHER, DEC. 16, 2018

OPENING DAY AGE: 25
RESIDES: CYPRESS, CA
MLB SERVICE: 1 YEAR, 111 DAYS

INF **HEIGHT: 5-9** **WEIGHT: 185** **BATS: R** **THROWS: R**

FLETCHER'S LIFETIME PLAYING RECORD

Year	Club	AVG	G	AB	R	H	2B	3B	HR	RBI	SH	SF	HBP	BB	IBB	SO	SB	CS	GDP	SLG	OBP	E
2015—	Orem	.331	37	160	28	53	12	4	0	30	1	1	1	16	0	9	11	4	4	.456	.391	6
	Burlington	.283	32	120	18	34	4	1	1	10	1	1	2	12	0	13	6	1	2	.358	.358	3
2016—	Inland Empire	.275	78	324	42	89	12	1	3	31	6	2	1	22	0	43	15	3	10	.346	.321	6
	Arkansas	.300	20	80	10	24	6	0	0	6	0	0	0	3	0	13	1	0	2	.375	.325	0
2017—	Mobile	.276	64	243	32	67	14	1	1	22	2	2	4	21	1	30	12	5	8	.354	.341	1
	Salt Lake	.254	47	205	27	52	6	1	2	17	3	0	3	6	0	25	8	1	2	.322	.285	3
2018—	Salt Lake	.350	58	254	55	89	25	5	6	37	1	1	3	16	0	21	7	2	8	.559	.394	4
	LAA	.275	80	284	35	78	18	2	1	25	3	2	3	15	0	34	3	0	7	.363	.316	2
2019—	LAA	.290	154	596	83	173	30	4	6	49	1	1	0	55	2	64	8	3	8	.384	.350	8
MAJOR TOTALS		.285	234	880	118	251	48	6	7	74	4	3	3	70	2	98	11	3	15	.377	.339	10
MINOR TOTALS		.282	278	1132	157	319	54	8	7	116	13	6	11	80	1	133	53	14	28	.362	.334	19

2019 SEASON

- ◆ In second big league season and first full, led **Angels** in games (154), hits (173) and doubles (30) and ranked second in average (.290) behind only Mike Trout (.291)...Last Halo with more hits in a single season was Howie Kendrick (181) in 2014...Was the first Halo third baseman with 30 doubles in a season since Chone Figgins (30 2B's) in 2009 (min. 50% of games at third).
- ◆ Appeared defensively at five different positions: third base (90), shortstop (39), second base (42), left field (21) and right field (2)...Prior to 2019, had never started a game in the outfield at any of the following levels: high school, college, minor leagues, Major Leagues.
- ◆ Named a finalist for the Rawlings Gold Glove Award at third base (award won by Oakland's Matt Chapman)...His six errors in that year were tied for the second-fewest in the American League (min. 600 innings) while his .970 fielding percentage ranked fourth...Combined to post an American League-leading .982 fielding percentage at all five positions (min. 1300 innings).
- ◆ Was the second-hardest player to strikeout in the Majors (10.20 PA/K).
- ◆ 88 first-half hits were the most by a Halo in their sophomore season since Mike Trout in 2012 (88).

THAT IS SO FLETCH!

David Fletcher has combined for 251 hits in his first two seasons, the seventh-most in franchise history trailing only David Eckstein (344), Wally Joyner (333), Carney Lansford (321), Lee Thomas (297), Chad Curtis (280) and Jerry Remy (279).

MAJOR LEAGUE SUMMARY

2018

- ◆ After beginning the year with Triple-A **Salt Lake**, made Major League debut with **Angels** June 13th vs. Seattle (3/4, 3B, 2 RBI).
- ◆ From debut to his final game of season on Sept. 16th, ranked in the Top 5 by A.L. rookies in several categories including average (.275, 3rd), hits (78, 2nd), doubles (18, 3rd), runs (35, 74th) and OBP (.316, 4th)...Left game Sept. 16th in the 1st inning with a left hamstring strain.
- ◆ Defensively, appeared in 43 games at second base, 33 at third base, seven at shortstop and four in right field.

FLETCH'S FUN FACTS

High School - Cypress High School (10 miles from Angel Stadium)
 College - Loyola Marymount University (Los Angeles, CA)
 Favorite NFL Team - Carolina Panthers
 Favorite Video Game - SuperSmash Bros.
 Favorite Video Game System - N64

FLETCHER



NOTABLE MINOR LEAGUE AWARDS AND HONORS

- ◆ **2017** Angels Organizational Defensive Player of the Month for May and June
- ◆ **2016** MiLB Organizational All-Star
- ◆ **2015** MiLB Organizational All-Star

CAREER TRANSACTIONS

- ◆ June 10, 2015...Selected by the **Angels** in the sixth round of the First-Year Player Draft.

PERSONAL/MISC

- ◆ David Owen Fletcher...Originally signed by Angels scout Ben Diggins.
- ◆ Teammates with Taylor Ward on Scottsdale Scorpions during 2016 Arizona Fall League.
- ◆ Ranked on Angels Top-10 prospect list for 2016 by Baseball America (#9).
- ◆ Played collegiately at Loyola Marymount University (CA) from 2014-15...Majored in psychology...Garnered first team All-WCC honors as freshman and sophomore...Earned Freshman All-American accolades from *Baseball America*, Collegiate Baseball and the National Collegiate Baseball Writers Association...Claimed WCC Defensive Player of the Year, first team All-WCC and WCC All-Freshman team honors in first season...2015 LMU Male Athlete of the Year.
- ◆ 2013 graduate of Cypress High School (CA)...All-State and All-CIF his junior and senior seasons, including CIF Player of the Year as a senior...2013 Empire League Player of the Year...Team captain and led team to the 2013 CIF Championship at Dodger Stadium...Hit .437 with 38 runs scored and 23 stolen bases.
- ◆ Spent 2013 summer playing in the Alaska League where he was a Gold Glove winner and named best professional prospect.

MISCELLANEOUS STATS

CAREER LEADOFF HOME RUNS (4)

Sept. 21, 2019 at HOU

May 8, 2019 at DET

May 5, 2019 vs. HOU (in MTY, MX)

July 12, 2018 vs. SEA

CAREER FIELDING

POS	PCT	G	PO	A	E	TC	DP
2B	.992	85	100	163	2	265	40
3B	.974	123	51	214	7	272	20
SS	.992	46	39	83	1	123	15
OF	1.000	27	45	0	0	45	0

FLETCHER



FLETCHER'S CAREER HIGHS

	SEASON		GAME
AVG	.290 — 2019	H	4 — Twice; last, 8/13/19 vs. PIT
R	83 — 2019	R	3 — 4 times; last, 8/13/19 vs. PIT
H	173 — 2019	HR	1 — 7 times; last, 9/21/19 at HOU
2B	30 — 2019	2B	2 — 6 times; last, 7/27/19 vs. BAL
HR	6 — 2019	RBI	5 — 4/25/19 vs. NYY
RBI	49 — 2019	SB	1 — 11 times; last, 7/27/19 vs. BAL
SB	8 — 2019	Hit Streak	13 — May 21-June 3, 2019





2020 LOS ANGELES ANGELS

LUIZ GOHARA

#53

BORN: JULY 31, 1996**OPENING DAY AGE:** 23**BIRTHPLACE:** TUPÁ, BRAZIL**RESIDES:** SAO PAULO, BRAZIL**SIGNED THRU:** 2020**ACQUIRED:** SIGNED AS MINOR LEAGUE FREE AGENT, AUG. 28, 2019**LHP****HEIGHT:** 6-3**WEIGHT:** 265**BATS:** L**THROWS:** L

NON-ROSTER INVITEE

GOHARA'S LIFETIME PITCHING RECORD

Year	Club	W-L	ERA	G	GS	CG	GF	SHO	SV	IP	H	R	ER	HR	HB	BB	IBB	SO	WP	BK	BAA
2013	Pulaski	1-2	4.15	6	6	0	0	0	0	21.2	22	14	10	1	2	9	0	27	3	0	.256
2014	Mariners (AZL)	1-1	2.13	2	2	0	0	0	0	12.2	11	4	3	0	0	2	0	16	2	0	.234
	Everett	0-6	10.37	11	11	0	0	0	0	37.1	46	43	34	6	5	24	0	37	9	0	.293
2015	Clinton	0-1	1.86	2	2	0	0	0	0	9.2	10	2	2	0	0	6	0	5	1	1	.294
	Everett	3-7	6.20	14	14	0	0	0	0	53.2	67	45	37	4	4	32	0	62	7	0	.305
2016	Everett	2-0	1.76	3	3	0	0	0	0	15.1	13	5	3	1	0	3	0	21	1	0	.224
	Clinton	5-2	1.82	10	10	0	0	0	0	54.1	44	12	11	1	0	20	1	60	4	0	.223
2017	Florida	3-1	1.98	7	7	0	0	0	0	36.1	33	8	8	0	0	10	0	39	3	0	.243
	Mississippi	2-1	2.60	12	11	0	0	0	0	52	42	17	15	2	3	18	1	60	4	0	.218
	Gwinnett	2-2	3.31	7	7	0	0	0	0	35.1	31	16	13	4	1	16	0	48	1	0	.230
	ATLANTA	1-3	4.91	5	5	0	0	0	0	29.1	32	17	16	2	0	8	0	31	1	0	.283
2018	Mississippi (1)	0-1	2.70	1	1	0	0	0	0	3.1	5	5	1	0	0	3	0	4	0	0	.357
	Gwinnett	3-4	4.94	12	12	0	0	0	0	54.2	54	33	30	9	3	15	0	55	1	1	.263
	ATLANTA	0-1	5.95	9	1	0	3	0	1	19.2	16	13	13	3	0	8	0	18	0	0	.222
2019										INJURED — DID NOT PLAY											
MAJOR TOTALS		1-4	5.33	14	6	0	3	0	1	49	48	30	29	5	0	16	0	49	1	0	.259
MINOR TOTALS		22-28	3.89	87	86	0	0	0	0	386.1	378	204	167	28	18	158	2	434	36	2	.255

(1) rehab assignment

- ◆ Luiz Henrique Gohara...Signed with **Angels** as minor league free agent, Aug. 28, 2019.
- ◆ Started 2019 with Triple-A **Gwinnett** but did not play due to a shoulder injury...Was designated for assignment by **Braves**, July 31 and subsequently released Aug. 2.
- ◆ Began 2018 with **Braves** on 10-day disabled list, with a left ankle sprain...Began rehab assignment with Double-A **Mississippi** for one game (Apr. 17) before completing rehab with two games for **Gwinnett** and being optioned to Triple-A, Apr. 28.
- ◆ Called up by **Braves** May 8 and made seven appearances during first stint of year with Atlanta...Recorded first career save during season debut May 10 at Miami (3 IP, 2 H, 1 ER, 2 BB, 2 SO)...Totaled four stints in Majors over the course of the season...Tallied season-best 10 strikeouts for Gwinnett, July 29 at Scranton/Wilkes-Barre.
- ◆ Traded to **Braves** with LHP Thomas Burrows by **Mariners**, Jan. 11, 2017 in exchange for OF Mallex Smith and RHP Shae Simmons.
- ◆ Started 2017 season with Adv.-A **Florida**, played seven games going 3-1 with a 1.98 ERA (36.1 IP — 8 ER), 39 strikeouts, 10 walks, and a .243 BAA (33/136)...Moved up to **Mississippi** where he played 12 games going 2-1 with a 2.60 ERA (52 IP — 15 ER), 60 SO, 18 walks and .218 BAA (42/193)...Went 2-2 for **Gwinnett** with a 3.31 ERA (35.1 IP — 13 ER), 48 SO, 16 walks and a .230 BAA (31/135).
- ◆ Had contract selected by **Braves** Sept. 5 and made Major League debut, Sept. 6 vs. Texas...Recorded first MLB win, Sept. 13 at Washington (6 IP, 6 H, 2 R, 1 ER, 0 BB, 6 SO).
- ◆ Became fifth Brazilian native to play at Major League level, joining CLE's Yan Gomes (debuted in 2012), KC's Paulo Orlando (debuted in 2015), SD's Andre Rienzo (debuted in 2013) and SEA's Thyago Vieira (debuted in 2017).
- ◆ Split time in 2016 between Single-A **Everett** and **Clinton**, going 7-2 overall with a combined 1.81 ERA (69.2 IP — 14 ER), 81 SO, 23 walks and a .224 BAA (57/255)...Did not allow more than three earned runs in any of his 13 starts...Was named Mariners No. 6 prospect by *Baseball America* heading into the season.
- ◆ Spent time with both **Clinton** and **Everett** in 2015...Was named to Northwest League Mid-Season All-Star team and recorded the win for the Northwest League against the Pioneer League All-Stars.
- ◆ Was Mariners No. 8 prospect per *Baseball America* heading into 2014 season... Started season with **AZL Mariners** and finished with **Everett**.
- ◆ Made professional debut at age-16 in 2013 for Rookie-Level **Pulaski** on June 21...Was second-youngest player in Mariners farm system and youngest player in Appalachian League.
- ◆ Originally signed by **Mariners** as an international free agent, Aug. 14, 2012... Signed by Seattle scouts Emilio Carrasquel and Hide Sueyoshi.



BRIAN GOODWIN

#18

BORN: NOV. 2, 1990
BIRTHPLACE: ROCKY MOUNT, NC
SIGNED THRU: 2020
ACQUIRED: CLAIMED OFF WAIVERS FROM KANSAS CITY, MARCH 27, 2019

OPENING DAY AGE: 29
RESIDES: RALEIGH, NC
MLB SERVICE: 3 YEARS, 19 DAYS

OF

HEIGHT: 6-0 WEIGHT: 200 BATS: L THROWS: R

GOODWIN'S LIFETIME PLAYING RECORD

Year	Club	AVG	G	AB	R	H	2B	3B	HR	RBI	SH	SF	HBP	BB	IBB	SO	SB	CS	GDP	SLG	OBP	E
2012	Hagerstown	.324	58	216	47	70	18	1	9	38	1	3	3	43	0	39	15	4	1	.542	.438	2
	Harrisburg	.223	42	166	17	37	8	1	5	14	0	0	2	18	0	50	3	3	1	.373	.306	2
2013	Harrisburg	.252	122	457	82	115	19	11★	10	40	1	1	8	66	0	121	19	11	4	.407	.355	3
2014	Syracuse	.219	81	274	31	60	10	4	4	32	4	0	1	50	0	95	6	4	6	.328	.342	5
2015	Harrisburg	.226	114	429	58	97	17	4	8	46	0	3	2	38	2	93	15	7	7	.340	.290	10
2016	Syracuse	.280	119	436	51	122	25	1	14	68	2	5	3	46	1	106	15	3	7	.438	.349	6
	WASHINGTON	.286	22	42	1	12	4	1	0	5	0	0	0	2	0	14	0	0	1	.429	.318	0
2017	Syracuse	.256	25	90	9	23	4	0	2	11	2	1	0	10	0	29	2	1	0	.367	.327	1
	WASHINGTON	.251	74	251	41	63	21	1	13	30	0	3	1	23	2	69	6	0	3	.498	.313	2
2018	WASHINGTON	.200	48	65	9	13	1	0	3	12	1	1	2	10	0	26	3	1	0	.354	.321	1
	Harrisburg (1)	.200	4	15	4	3	0	0	1	3	0	0	0	3	0	3	1	0	0	.400	.333	0
	KCR	.266	27	94	11	25	5	0	3	13	0	0	1	6	0	31	1	1	0	.415	.317	1
	Omaha (1)	.225	10	40	6	9	4	0	2	9	0	0	0	4	0	11	0	0	0	.475	.295	2
2019	LAA	.262	136	413	65	108	29	3	17	47	1	3	3	38	2	129	7	3	3	.470	.326	5
MAJOR TOTAL		.255	307	865	127	221	60	5	36	107	2	7	7	79	4	269	17	5	7	.461	.320	9
MINOR TOTALS		.252	575	2123	305	536	105	22	55	261	10	13	19	278	3	547	76	33	26	.400	.342	31

(1) rehab assignment
 ★ led or tied for league lead

Disabling Injuries: 2019 — Right wrist contusion; disabled July 3-16
 2018 — Left wrist contusion; disabled April 17-June 1
 Left groin strain; disabled July 31-Aug. 31
 2017 — Left groin strain; disabled Aug. 16-Oct. 2

2019 SEASON

- ◆ Acquired by **Angels** from the **Royals** just before Opening Day and went on to set new career highs in games, runs, hits, average, doubles, triples, home runs, RBI, stolen bases, walks, OBP and OPS...One of six Halos with at least 15 home runs.
- ◆ 29 doubles were the most by an Angels left fielder since Garret Anderson's 31 in 2007...Joined Garret Anderson (10 times), Juan Rivera (2006) and Joe Rudi (1978) as the only Halo left fielders with a 15 HR/25 2B season.
- ◆ Saw action at all three different outfield positions: 68 games in left, 39 games in center, 17 games in right.

MAJOR LEAGUE SUMMARY

2018

- ◆ Split time between the **Nationals** and **Royals** organizations...Made a total of 34 starts overall: 27 in center, five in left and two in right.
- ◆ Connected for first two career grand slams: March 31 at Cincinnati and Sept. 28 vs. Cleveland.
- ◆ Logged 100th career hit Sept. 3 at Cleveland.

2017

- ◆ Appeared in a then-career high 74 games across two stints with **Nationals** after opening the year with Triple-A **Syracuse**...Was the sixth Nats rookie since 2010 to tally at least 13 home runs: Wilson Ramos (15 HR in 2011), Danny Espinosa (21 in 2011), Bryce Harper (22 in 2012), Michael A. Taylor (14 in 2015) and Trea Turner (13 in 2016)...Was the 6th rookie in Nationals history with a 10 HR/20 2B rookie campaign: Ryan Zimmerman, Ian Desmond, Wilson Ramos, Danny Espinosa and Bryce Harper.

GOODWIN



2016

- ◆ After spending majority of the season with Triple-A **Syracuse**, made Major League debut for **Nationals** Aug. 6 vs. San Francisco...Entered the game in the seventh inning as a defensive replacement...Tallied first big league hit Aug. 10 vs. Cleveland off Zach McAllister.

POSTSEASON EXPERIENCE

- ◆ Postseason debut came during the **2017** N.L. Division Series...Appeared in one game...Entered Game 4 as a defensive replacement for Jayson Werth at Wrigley Field...Did not register a plate appearance.

DIVISION SERIES TOTALS

Year	Club	Opp	AVG	G	AB	R	H	2B	3B	HR	RBI	SH	SF	HBP	BB	IBB	SO	SB	CS	GDP	SLG	OBP	E
2017	—	WAS, CHC	---	1	0	0	0	0	0	0	0	0	0	0	0	0	0	0	0	0	---	---	0

NOTABLE MINOR LEAGUE AWARDS AND HONORS

- ◆ **2016** Mid-Season International League All-Star
- ◆ **2013** Eastern League All-Star...Arizona Fall League Rising Stars selection...AFL All-Prospect Team.
- ◆ **2012** *MiLB.com* Organizational All-Star...Arizona Fall League Player of the Week for period ending Oct. 30...Arizona Fall League Rising Stars selection...Rising Stars Game MVP.

CAREER TRANSACTIONS

- ◆ June 9, 2009...Selected by **White Sox** in the 17th round of the First-Year Player Draft (did not sign).
- ◆ June 6, 2011...Selected by **Nationals** in the 1st round (34th pick) of the First-Year Player Draft.
- ◆ July 22, 2018...Traded by the **Nationals** to the **Royals** for RHP Jacob Condra-Bogan.
- ◆ July 22, 2018...Claimed off waivers by the **Angels** from the **Royals**.

PERSONAL/MISC

- ◆ Brian Christopher Goodwin.
- ◆ Graduated from Rocky Mount HS (NC)...Named the 2009 Gatorade Player of the Year in North Carolina...Hit .473 during senior season...Team won first state title that year, its first in 28 years.
- ◆ Played collegiate baseball at the University of North Carolina at Chapel Hill and Miami-Dade College.

MISCELLANEOUS STATS

TWO-HR GAMES (2)

Aug. 30, 2019 vs. BOS

June 23, 2017 vs. CIN

CAREER LEADOFF HOME RUNS (1)

July 23, 2017 at ARI

CAREER FIELDING

POS	PCT	G	PO	A	E	TC	DP
SS	.980	252	424	12	9	445	3

GOODWIN'S CAREER HIGHS

SEASON

AVG	.266 — 2019
R	65 — 2019
H	108 — 2019
2B	29 — 2019
HR	17 — 2019
RBI	47 — 2019
SB	7 — 2019

GAME

H	4 — twice; last, 5/15/19 vs. MIN
R	4 — 8/30/19 vs. BOS
HR	2 — twice; last, 8/30/19 vs. BOS
2B	2 — 7 times; last, 8/21/19 at TEX
RBI	4 — twice; last, 9/28/18 vs. CLE
SB	1 — 17 times; last, 9/21/19 vs. HOU
Hit Streak	8 — Aug. 26-Sept. 10, 2013

GOODWIN



ANDREW HEANEY

#28

BORN: JUNE 5, 1991

OPENING DAY AGE: 28

BIRTHPLACE: OKLAHOMA CITY, OK

RESIDES: OKLAHOMA CITY, OK

SIGNED THRU: 2020

MLB SERVICE: 4 YEARS, 150 DAYS

ACQUIRED: FROM DODGERS IN EXCHANGE FOR INF HOWIE KENDRICK, DEC. 10, 2014

MARRIED: JORDAN ORE, JAN. 11, 2014

LHP

HEIGHT: 6-2 WEIGHT: 200 BATS: L THROWS: L

HEANEY'S LIFETIME PITCHING RECORD

Year	Club	W-L	ERA	G	GS	CG	GF	SHO	SV	IP	H	R	ER	HR	HB	BB	IBB	SO	WP	BK	BAA
2012	— Marlins (GCL)	0-0	2.57	2	2	0	0	0	0	7	7	2	2	0	1	2	0	9	0	0	.259
	Greensboro	1-2	4.95	4	4	0	0	0	0	20	25	15	11	0	1	4	0	21	0	0	.287
2013	— Jupiter	5-2	0.88	13	12	0	1	0	0	61.2	45	11	6	2	6	17	0	66	3	0	.193
	Jacksonville	4-1	2.94	6	6	1	0	0	0	33.2	31	11	11	2	0	9	0	23	0	0	.242
2014	— Jacksonville	4-2	2.35	9	8	0	0	0	0	53.2	45	16	14	2	0	13	0	52	5	0	.223
	New Orleans	5-4	3.87	15	15	1	0	1	0	83.2	75	45	36	9	4	23	0	91	3	0	.234
	MIAMI	0-3	5.83	7	5	0	2	0	0	29.1	32	19	19	6	3	7	0	20	2	0	.281
2015	— Salt Lake	6-2	4.71	14	14	0	0	0	0	78.1	95	49	41	2	3	25	0	74	7	0	.298
	LAA	6-4	3.49	18	18	0	0	0	0	105.2	99	41	41	9	6	28	1	78	4	0	.248
2016	— LAA	0-1	6.00	1	1	0	0	0	0	6	7	4	4	2	0	0	0	7	0	0	.280
2017	— Angels (AZL) (1)	0-1	1.74	3	3	0	0	0	0	10.1	11	3	2	0	0	1	0	15	0	0	.268
	Salt Lake (1)	1-1	3.12	3	3	0	0	0	0	17.1	17	7	6	2	1	4	0	14	0	0	.266
	LAA	1-2	7.06	5	5	0	0	0	0	21.2	27	17	17	12	0	9	0	27	2	0	.300
2018	— Inland Empire (1)	11-0	1.42	1	1	0	0	0	0	6.1	2	1	1	0	0	1	0	6	1	0	.095
	LAA	9-10	4.15	30	30	1	0	1	0	180	171	91	83	27	8	45	0	180	9	0	.248
2019	— Salt Lake (1)	0-0	0.00	1	1	0	0	0	0	4.1	2	0	0	0	0	1	0	10	0	0	.133
	LAA	4-6	4.91	18	18	0	0	0	0	95.1	93	53	52	20	7	30	1	118	4	0	.251
MAJOR TOTALS		20-26	4.44	79	77	1	2	1	0	438	429	225	216	76	24	119	2	430	21	0	.254
MINOR TOTALS		27-15	3.11	71	69	2	1	1	0	376.1	355	160	130	19	16	100	0	381	19	0	.243

(1) rehab assignment

- Disabling Injuries:** **2019** — Left shoulder inflammation; disabled July 20 (retro July 17) - Aug. 10
 Left elbow inflammation; disabled Mar. 28 (retro to Mar. 25) - May 26
2018 — Left elbow inflammation; disabled Mar. 29 (retro to Mar. 26) - Apr. 13
2017 — Left elbow UCL injury; disabled Apr. 1 (retro to Mar. 30) - Aug. 18
2016 — Left flexor muscle strain; disabled Apr. 6 - end of season

2019 SEASON

- ◆ Began season on **Angels** injured list and missed first 51 games with left elbow inflammation...Made one rehab appearance with Triple-A **Salt Lake** May 20 vs. Las Vegas tossing 4.1 scoreless with 10 strikeouts (Bees would set franchise record with 19 SO)...Missed 21 games during second injured list stint July 20 (retro to July 17) - Aug. 10 with left shoulder inflammation.
- ◆ Had opponents swing at first pitch in 34.2% of plate appearances, which ranked third in American League (min. 1500 pitches thrown)...His 31.2% swing and miss rate ranked eighth in A.L. (min. 1500 pitches).
- ◆ Allowed five earned runs across 24.2 innings (1.82 ERA) in first four starts following return from second IL stint.
- ◆ Recorded career-high 14 strikeouts Aug. 20 in first game of doubleheader at Texas...Most strikeouts for an Angels pitcher since Dan Haren (14), May 24, 2012 at SEA...Joined Frank Tanana (17 SO) as only Angels lefties with 14+ strikeouts and zero walks in a game (Tanana's also came in first game of a doubleheader against Rangers, June 21, 1975).
- ◆ Angels won all five of his starts from July 16 - Aug. 27, which was longest streak for any LAA pitcher in 2019.

FIRST PITCH SWINGING

Since 2017, opponents swung at the first pitch 33.2% of the time vs. Heaney, which is the second-highest rate in the American League and eighth highest in the Majors.

CAREER HIGHLIGHTS

- ◆ Made Major League debut with Miami, June 19, 2014 vs. New York Mets at Marlins Park...Traded twice in one day (Dec. 10, 2014) during MLB Winter Meetings; from Marlins to Dodgers and Dodgers to Angels...Earned first win of Major League career June 30, 2015 for Angels vs. Yankees...Underwent Tommy John surgery July 1, 2016.





MAJOR LEAGUE SUMMARY

2018

- ◆ Recipient of Nick Adenhardt Pitcher of the Year Award, which is given to Angels pitcher whose performance is selected by his teammates as the most outstanding throughout the course of the regular season...Became first left-hander to win the award.
- ◆ Opened year on disabled list (left elbow inflammation) for second consecutive season...Made one rehab appearance with Adv.-A **Inland Empire** April 6 (W; 6.1 IP, 2 H, 1 ER, 1 BB, 6 SO) before making season debut with **Angels** April 13 at Kansas City.
- ◆ Set single-season career highs in nearly every pitching category, including wins, games, starts, innings pitched and strikeouts...Led Angels pitching staff in innings and strikeouts...His 180 strikeouts were the most by an Angels pitcher since C.J. Wilson (188) in 2013.
- ◆ Did not allow a home run to a left-handed batter all season...His 160 left-handed batters faced without allowing a home run were most in American League and third-most in Majors...Has not allowed a home run to a left-handed batter since April 5, 2016 (Anthony Rizzo).
- ◆ Tossed one-hit shutout on June 5 (his 27th birthday) vs. Kansas City...Marked first complete game and shutout of career...First CG one-hitter for Angels since Ervin Santana on June 16, 2012 vs. Arizona... First Angels lefty with a one-hit shutout since Chuck Finley on May 26, 1989 at Boston...Became first Major Leaguer to throw a one-hit shutout on his birthday since Cardinals' Vicente Palacios on July 19, 1994 at Houston.
- ◆ In final 13 home starts of year, went 7-2 with a 2.65 ERA (85 IP - 25 ER)...His home ERA ranked third in American League in that span (since April 27) behind Corey Kluber (2.29) and Mike Fiers (2.46)...Road victory on Aug. 30 at Houston was first since Sept. 2, 2015 at Oakland...Streak of 17 straight road starts without a win was longest in Angels history (previous was 16 by Rudy May from 1965-69).

HAPPY BIRTHDAY!

ANGELS TO THROW A SHUTOUT ON THEIR BIRTHDAY

PITCHER	DATE
ANDREW HEANEY (Age 27)	6/5/18 vs. KC
Andy Messersmith (Age 26)	8/6/71 vs. MIN
Marcelino Lopez (Age 23)	9/23/66 vs. BAL
George Brunet (Age 31)	6/8/66 vs. CWS

2017

- ◆ Opened year on disabled list recovering from Tommy John surgery (July 1, 2016).
- ◆ First rehab appearance July 13 for **AZL Angels** marked first game action since April 5, 2016.
- ◆ Made six total rehab starts between AZL Angels and Triple-A **Salt Lake** before returning to **Angels** for first start Aug. 18 at Baltimore...Missed total of 281 games on disabled list.
- ◆ Recorded 10 strikeouts Aug. 28 vs. Oakland, which established a new single-game career high.
- ◆ Did not walk a batter in each of first two starts for Angels...Including final start of 2016, streak of three starts without a walk is tied for third longest streak in Angels history behind only streaks of four consecutive starts with no walks by Matt Shoemaker (May 21-June 6, 2016) and Bert Blyleven (Apr. 9-27, 1990).

2016

- ◆ Made lone start of season for **Angels** Apr. 5 vs. Cubs and allowed four earned runs in six innings pitched and matched then career-high with seven strikeouts.
- ◆ Missed final 160 games of season after being placed on disabled list Apr. 6 with a left flexor muscle strain.
- ◆ Underwent Tommy John surgery July 1 after platelet-rich injections and stem cell therapy were unsuccessful... Surgery was performed by Dr. Neal ElAttrache in Los Angeles.

2015

- ◆ Promoted to **Angels** June 24 and made Halos debut that day vs. Houston (6 IP, 1 ER, 4 H, 1 BB, 5 SO).
- ◆ Among American League rookies, ranked fourth in ERA, sixth in starts and batting average against (.248), eighth in innings pitched and strikeouts and tied for ninth in wins.
- ◆ Named A.L. Rookie of the Month for July...Went 4-0 with a 1.98 ERA and 19 strikeouts in 27.1 IP over four starts.
- ◆ In first six starts of season, went 5-0 with a 1.79 ERA (40.1 IP - 8 ER), 31 strikeouts and five walks.
- ◆ His six consecutive team wins to start his Halos career tied Jarrod Washburn for Club record (in starts) among lefties and were one shy of Jered Weaver's overall Cub record.
- ◆ Earned first win of Major League career June 30 vs. Yankees.

HEANEY





2014

- ◆ Made Major League debut with **Miami** June 19 vs. New York Mets at Marlins Park.
- ◆ Held opponents scoreless over two relief outings (4.2 IP) following Sept. call-up, allowing just two hits and striking out four.
- ◆ Third and final appearance of season was start on Sept. 26 at Washington in second game of doubleheader.
- ◆ Was traded twice in one day on Dec. 10 during MLB Winter Meetings...Was first sent by Miami to **Los Angeles Dodgers** along with C/IF Austin Barnes, RHP Chris Hatcher and OF Enrique Hernandez in exchange for INF Dee Gordon, RHP Dan Haren, INF Miguel Rojas and cash consideration...Later that day was dealt by Dodgers to **Angels** in exchange for INF Howie Kendrick.

NOTABLE MINOR LEAGUE AWARDS AND HONORS

- ◆ **2014** Southern League Pitcher of the Week for April 14-20...Southern League Mid-Season All-Star...Marlins Minor League Pitcher of the Month for May.
- ◆ **2013** MiLB.com Organization All-Star...Marlins Organizational Pitcher of the Month for July.

CAREER TRANSACTIONS

- ◆ June 9, 2009...Selected by **Rays** in 24th round of 2009 First-Year Player Draft (did not sign).
- ◆ June 4, 2012...Selected by **Marlins** in first round (ninth overall) of 2012 First-Year Player Draft (signed July 13, 2012).
- ◆ Dec. 10, 2014...Traded by **Marlins** with C Austin Barnes, RHP Chris Hatcher and INF Enrique Hernandez to **Dodgers** for INF Dee Gordon, RHP Dan Haren, INF Miguel Rojas and cash considerations.
- ◆ Dec. 10, 2014...Traded by **Dodgers** to **Angels** for INF Howie Kendrick.

PERSONAL/MISC

- ◆ Andrew M. Heaney (Hee-knee)...On Twitter: @Heandog8.
- ◆ Angels nominee in 2018 and 2019 for Roberto Clemente Award.
- ◆ Since 2017, alongside wife Jordan, hosts a Pup Cup 5K-9 event with the mission of providing patients at CHOC with therapy dogs to help in recovery efforts.
- ◆ Angels ambassador for the "Home Plate Project," a league-wide initiative by all 30 MLB Clubs and more than four dozen Major League players to support childhood hunger prevention and battle food insecurity.
- ◆ Annually participates in off-season mission trips to Honduras along with other Major League and Minor League players to help build a new learning center and teach baseball.
- ◆ Attended Putnam City HS (OK) and Oklahoma State University...Named Big 12 Conference Pitcher of the Year and Division I First-Team All-American in 2012 after leading NCAA with 140 strikeouts in 118.1 innings pitched.
- ◆ Played in Arizona Fall League following 2013 season, going 2-1 with a 1.95 ERA (27.2 IP - 6 ER) in seven starts for Glendale...Earned AFL Player of the Week Honors during the season's fifth week.
- ◆ Named by *Baseball America* and MLB.com as Marlins top rated prospect entering 2014 season...Named as having best slider in Marlins organization by *Baseball America*...Rated by MLB.com as top left-handed prospect in all of Minor League Baseball entering 2014.
- ◆ Entered 2015 ranked as Angels #1 prospect according to *Baseball America*.

MAJOR LEAGUE HITTING TOTALS

AVG	AB	H	HR	RBI
.095	21	2	0	0

CAREER FIELDING

POS	PCT	G	PO	A	E	TC	DP
P	.986	79	25	44	1	70	5

HEANEY'S CAREER HIGHS

SEASON		GAME	
Wins	9 — 2018	SO	14 — 8/20/19 (Game 1) at TEX
Losses	10 — 2018	IP	9 — 6/5/18 vs. KC
ERA	3.49 — 2015	R & ER	8 — 8/22/15 vs. TOR
IP	180 — 2018	BB	5 — Twice; last, 5/19/18 vs. TB
SO	180 — 2018	H	10 — 3 times; last, 9/13/19 vs. TB





2020 LOS ANGELES ANGELS



MICHAEL HERMOSILLO #21

BORN: JAN. 17, 1995
BIRTHPLACE: MESA, AZ
SIGNED THRU: 2020
ACQUIRED: SELECTED BY ANGELS IN 28TH ROUND OF 2013 FIRST-YEAR PLAYER DRAFT

OPENING DAY AGE: 25
RESIDES: OTTAWA, IL
MLB SERVICE: 157 DAYS

OF **HEIGHT: 6-0** **WEIGHT: 205** **BATS: R** **THROWS: R**

HERMOSILLO'S LIFETIME PLAYING RECORD

Year	Club	AVG	G	AB	R	H	2B	3B	HR	RBI	SH	SF	HBP	BB	IBB	SO	SB	CS	GDP	OBP	SLG	E
2013	— Angels (AZL)	.375	11	16	3	6	0	0	0	0	0	0	1	1	0	3	1	0	1	.375	.444	1
2014	— Orem	.244	54	180	36	44	10	4	3	23	1	2	4	29	0	48	10	4	4	.394	.358	1
2015	— Burlington	.218	79	261	33	57	7	0	0	23	4	4	5	45	0	49	19	13	12	.245	.340	5
	— Orem	.294	14	51	9	15	3	0	0	2	0	0	0	6	0	10	5	3	0	.353	.368	0
2016	— Burlington	.326	37	138	22	45	8	1	2	22	2	0	2	18	0	22	4	3	5	.411	.442	2
	— Inland Empire	.309	40	149	36	46	7	4	4	17	1	2	6	16	0	30	6	7	2	.393	.490	5
2017	— Inland Empire	.321	13	53	5	17	6	0	0	2	0	0	2	9	0	15	5	2	2	.438	.434	1
	— Mobile	.248	77	278	40	69	13	2	4	26	5	5	12	40	0	73	21	9	4	.361	.353	3
	— Salt Lake	.287	30	115	20	33	6	1	5	16	3	1	3	7	1	28	9	2	2	.341	.487	0
2018	— Salt Lake	.267	68	273	43	73	14	4	12	46	4	5	11	30	1	87	10	5	5	.357	.480	8
	— LAA	.211	31	57	7	12	4	0	1	1	0	0	2	3	0	17	0	1	0	.333	.274	1
2019	— Inland Empire (1)	.222	2	9	0	2	1	0	0	0	0	0	0	1	0	1	0	0	0	.300	.333	1
	— Salt Lake	.243	62	259	51	63	8	3	15	43	0	2	9	26	0	88	6	4	3	.243	.471	3
	— LAA	.139	18	36	7	5	1	1	0	3	0	1	4	5	0	19	2	0	1	.222	.304	0
MAJOR TOTALS		.183	49	93	14	17	5	1	1	4	0	1	6	8	0	36	2	1	1	.290	.287	1
MINOR TOTALS		.264	487	1782	298	470	83	19	45	220	20	21	55	228	2	454	96	52	39	.361	.407	21

(1) rehab assignment

Disabling Injuries: 2019 — Core muscle injury; disabled March 28 (retro to March 25) - June 3

2019 SEASON

- ◆ Limited to a combined 82 games throughout **Angels** organization due to injury...Started the season on the I.L. with a core muscle injury...Activated June 3rd following two rehab games with Adv.-A **Inland Empire**...Appeared in two different stints for the Angels seeing action at all three outfield positions.
- ◆ Following initial option to Triple-A **Salt Lake** (June 5), was one of four different Bees to tally 15 home runs: Jared Walsh, Jose Rojas and Taylor Ward.

MAJOR LEAGUE SUMMARY

2018

- ◆ Saw first career Major League action across five different stints with the **Angels**...Made Major League debut May 18th, starting in right field (1-for-4, 2B) and doubling in first at-bat...Connected for first big league homer Sept. 24 vs. Texas.
- ◆ Saw action in all three outfield positions at the Major League level (12 G in CF, 12 G in RF and 4 G in RF), making just one error in 165.2 innings in the field.
- ◆ Entered the season ranked by MLB.com as the Angels #13 prospect...Added to the 40-man prior to the season...Received second career invite to Major League Spring Training (also, 2017).
- ◆ Played for the Tigres del Licey in the Dominican Winter League following the 2018 campaign.

NOTABLE MINOR LEAGUE AWARDS AND HONORS

- ◆ **2016** Angels Minor League Player of the Year...Angels Minor League Player of the Month for August.

CAREER TRANSACTIONS

- ◆ June 8, 2013...Selected by **Angels** in the 28th round of the First-Year Player Draft (signed June 10, 2013).

HERMOSILLO





PERSONAL/MISC

- ◆ On Twitter: @mhermosillo10.
- ◆ Originally signed by Angels' scout Joel Murrie.
- ◆ Prepped at Ottawa Township High School (Ottawa, IL)...Played baseball, football and ran track...As a senior, named to Illinois Coaches Association Class 3A All-State Team and News Tribune All-Area Team (.485 AVG, 30 RBI, 36 runs, 11 2B, 3 3B)...Also named to Max Preps All-American Team (2nd team)...In football, set a school record, rushing for 352 yards and five touchdowns on just nine carries in August of 2012.

CAREER FIELDING

POS	PCT	G	PO	A	E	TC	DP
OF	.989	45	89	0	1	90	0



HERMOSILLO





2020 LOS ANGELES ANGELS

JAHMAI JONES

#74

BORN: AUG. 4, 1997

OPENING DAY AGE: 22

BIRTHPLACE: ROSWELL, GA

RESIDES: ROSWELL, GA

SIGNED THRU: 2020

ACQUIRED: SELECTED BY ANGELS IN SECOND ROUND OF 2015 FIRST-YEAR PLAYER DRAFT



INF

HEIGHT: 6-0

WEIGHT: 205

BATS: R

THROWS: R

JONES'S LIFETIME PLAYING RECORD

Year	Club	AVG	G	AB	R	H	2B	3B	HR	RBI	SH	SF	HBP	BB	IBB	SO	SB	CS	GDP	SLG	OBP	E
2015	— Angels (AZL)	.244	40	160	28	39	6	2	2	20	1	1	4	17	1	33	16	7	1	.344	.330	3
2016	— Orem	.321	48	196	49	63	12	3	2	20	1	1	7	21	2	29	19	6	2	.459	.404	3
	— Burlington	.242	16	62	8	15	1	0	1	10	2	1	0	5	0	13	1	0	3	.306	.294	1
2017	— Burlington	.272	86	346	54	94	18	4	9	30	5	1	3	32	1	63	18	7	7	.425	.338	3
	— Inland Empire	.302	41	172	32	52	11	3	5	17	1	0	5	13	0	43	9	6	3	.488	.368	3
2018	— Inland Empire	.235	75	298	47	70	10	5	8	35	0	1	4	43	0	63	13	3	10	.383	.338	13
	— Mobile	.245	48	184	33	45	10	4	2	20	0	2	2	24	0	51	11	1	2	.375	.335	13
2019	— Mobile	.234	130	482	66	113	22	3	5	50	1	7	4	50	0	109	9	11	11	.324	.308	19
MINOR TOTALS		.267	354	1418	251	378	68	21	30	152	10	7	25	155	4	295	87	30	28	.408	.348	39

2019 SEASON

- ◆ Spent entire season with Double-A **Mobile** appearing in a career high 130 games...50 RBI, 22 doubles and 50 walks were all second highest of career.
- ◆ Paced the BayBears in runs (66), was tied for first in triples (3) and finished second on the Club in hits (113), doubles, RBI, stolen bases (9) and walks.
- ◆ After the season, participated in the Arizona Fall League (Mesa Molar Sox), slashing .302/.377/.509...Posted a .886 OPS, ranking third on the Club (fellow Halo farmhand Brandon Marsh was second with a .909 OPS).
- ◆ 2020 marks third invite to Major League Spring Training (2018 & 2019).
- ◆ Ranked by *Baseball America* as the Club's No. 6 prospect.

NOTABLE MINOR LEAGUE AWARDS AND HONORS

- ◆ **2019** Southern League Player of the Week
- ◆ **2018** California League Mid-Season All-Star...Arizona Fall League All-Prospect Team...Arizona Fall League Rising Stars Game
- ◆ **2017** Angels Minor League Player of the Year...*MiLB.com* Organizational All-Star...Angels Minor League Player of the Month (May)...Angels Minor League Player of the Month (July).
- ◆ **2016** *MiLB.com* Organizational All-Star...Angels Minor League Player of the Month (July).

CAREER TRANSACTIONS

- ◆ June 8, 2015...Selected by the **Angels** in the second round of the 2015 First-Year Player Draft.

PERSONAL/MISC

- ◆ Jahmai Fitzgerald Jones...First name pronounced 'juh-MY'...Commonly referred to as 'Jam Jones.'
- ◆ On Twitter: @jamjones7.
- ◆ Moved primary position from outfield to second base during 2018 Spring Training.
- ◆ A two-sport star at Wesleyan High School in Norcross, GA, playing both baseball and football...Had a verbal commitment to the University of North Carolina and named a 2015 Perfect Game First Team All-American...As a senior, he hit .464 with eight home runs, 21 RBI and 40 stolen bases and was named *Gwinnett Daily Post* Baseball Player of the Year.
- ◆ His late father, Andre Jones, was a linebacker on Notre Dame's national championship football team in 1988 and played for the Canadian Football League's (CFL) Winnipeg Blue Bombers and NFL's Pittsburgh Steelers...His oldest brother, T.J. Jones (who also played football at Notre Dame), played wide receiver in the NFL, most recently with the New York Giants...His other brother, Malachi, also played in the NFL and was the 2017 Offensive Rookie of the Year in the National Arena League...Rocket Ismail, Andre's Notre Dame teammate, is godfather to the Jones' children.
- ◆ Signed by Angels scout Todd Hogan.

JONES





KYLE KELLER

#88

BORN: APR. 28, 1993

BIRTHPLACE: METAIRIE, LA

SIGNED THRU: 2020

ACQUIRED: FROM MIAMI FOR C JOSE ESTRADA, JAN. 6, 2020

OPENING DAY AGE: 26

RESIDES: METAIRIE, LA

MLB SERVICE: 41 DAYS



RHP

HEIGHT: 6-4

WEIGHT: 205

BATS: R

THROWS: R

KELLER'S LIFETIME PITCHING RECORD

Year	Club	W-L	ERA	G	GS	CG	GF	SHO	SV	IP	H	R	ER	HR	HB	BB	IBB	SO	WP	BK	BAA
2015	Batavia	0-3	5.19	10	0	0	6	0	0	17.1	17	11	10	0	2	9	0	19	1	0	.246
	Greensboro	0-0	9.35	6	0	0	2	0	0	8.2	12	9	9	1	1	7	0	15	0	0	.324
	Jupiter	0-0	0.00	1	0	0	0	0	0	1.1	1	0	0	0	0	1	0	0	0	0	.250
2016	Greensboro	3-2	3.35	29	0	0	13	0	1	45.2	40	19	17	4	3	13	0	57	2	0	.233
2017	Greensboro	2-0	2.28	36	2	0	18	0	8	67	50	18	17	2	5	21	0	86	6	0	.208
2018	Jupiter	1-1	1.59	15	0	0	13	0	4	17	11	5	3	1	1	1	0	22	0	0	.177
	Jacksonville	1-3	4.34	24	0	0	13	0	4	29	22	15	14	2	0	18	3	46	3	0	.210
	New Orleans	0-0	1.35	5	0	0	3	0	1	6.2	4	1	1	0	0	2	0	10	0	0	.174
2019	Jacksonville	0-0	0.00	2	0	0	1	0	1	3	1	0	0	0	1	0	0	4	1	0	.100
	New Orleans	2-3	4.50	37	0	0	17	0	10	54	44	31	27	8	0	21	1	73	2	0	.218
	MIAMI	0-0	3.38	10	0	0	4	0	0	10.2	5	4	4	3	2	8	0	11	0	0	.139
MAJOR TOTALS		0-0	3.38	10	0	0	4	0	0	10.2	5	4	4	3	2	8	0	11	0	0	.139
MINOR TOTALS		9-12	3.53	165	2	0	86	0	29	249.2	202	109	98	18	13	93	4	332	15	0	.219

2019 SEASON

- ◆ Made Major League debut with **Marlins** Aug. 4, pitching 1.2 innings in relief in only appearance of first big league stint.
- ◆ Did not surrender a run in seven of 10 appearances for Miami, including each of last six outings (5.1 IP).
- ◆ Began year with Double-A **Jacksonville** and tossed three scoreless innings with one save and four strikeouts in two relief appearances before being promoted to Triple-A **New Orleans** Apr. 2.
- ◆ With Baby Cakes, compiled 73 strikeouts in 54 innings pitched and held Triple-A opponents to a .217 (44/203) batting average, with a 1.20 WHIP.
- ◆ Rate of 12.2 strikeouts per nine innings placed 10th in the Pacific Coast League (min. 50 IP).
- ◆ Pitched 5.2 scoreless innings with nine strikeouts across four outings in second Triple-A stint, before being recalled by Marlins Aug. 25 for remainder of season.

CAREER TRANSACTIONS

- ◆ June 10, 2015...Selected by **Marlins** in 18th round of 2015 First-Year Player Draft (signed June 14, 2015).
- ◆ Jan. 6, 2020...Traded by **Marlins** to **Angels** for C Jose Estrada.

PERSONAL/MISC

- ◆ Kyle Robert Keller...On Twitter: @keller_11.
- ◆ Attended Southeastern Louisiana University, where he was a four-time Southland All-Conference Academic selection.
- ◆ Attended Jesuit High School (New Orleans), which is same school that produced former MLB All-Stars Will Clark and Rusty Staub.
- ◆ Father, Bob, played baseball at University of New Orleans.
- ◆ Originally signed by Marlins scout Mark Willoughby.

CAREER FIELDING

POS	PCT	G	PO	A	E	TC	DP
P	---	10	0	0	0	0	0





2020 LOS ANGELES ANGELS

JACK KRUGER

#98



BORN: OCT. 26, 1994

BIRTHPLACE: LOS ANGELES, CA

SIGNED THRU: 2020

ACQUIRED: SELECTED IN 20TH ROUND OF 2016 FIRST-YEAR PLAYER DRAFT

OPENING DAY AGE: 25

RESIDES: CALABASAS, CA

C

HEIGHT: 6-1

WEIGHT: 195

BATS: R

THROWS: R

NON-ROSTER INVITEE

KRUGER'S LIFETIME PLAYING RECORD

Year	Club	AVG	G	AB	R	H	2B	3B	HR	RBI	SH	SF	HBP	BB	IBB	SO	SB	CS	GDP	SLG	OBP	E
2016	Orem	.330	27	103	14	34	7	1	0	14	1	2	1	6	0	11	6	1	4	.417	.366	-
	Angels (AZL)	.154	3	13	3	2	0	0	0	0	0	0	1	1	0	3	0	0	0	.154	.267	-
2017	Burlington	.232	69	267	34	62	13	2	4	23	1	2	4	21	0	54	2	1	11	.341	.296	6
	Inland Empire	.255	35	137	21	35	4	1	1	16	1	2	0	18	0	26	0	0	6	.321	.338	6
2018	Inland Empire	.294	56	221	25	65	12	0	3	16	0	0	3	27	1	46	11	3	9	.389	.378	4
	Mobile	.305	41	174	25	53	10	1	4	24	0	0	2	4	0	31	2	2	5	.443	.328	3
2019	Mobile	.240	92	346	28	83	13	1	3	34	0	3	7	24	1	69	2	2	13	.309	.300	5
MINOR TOTALS		.265	323	1261	150	334	59	6	15	127	4	9	18	101	2	240	23	9	48	.357	.326	24

- ◆ Timothy John Kruger...Originally signed by **Angels** scout J.T. Zink.
- ◆ On Twitter: @jack_kruger35.
- ◆ Enters fifth pro campaign in **2020** with fourth consecutive invite to MLB Spring Training camp.
- ◆ Played entire season with **Double-A Mobile** in **2019**, hitting .240 (83/346) with 28 runs, 13 doubles, a triple, three home runs and 34 RBI...Named a Southern League Mid-Season All-Star...Hit .267 (46/172) the second half of the season after beginning the year hitting .213 (37/174)...Batted No. 3 in lineup 66 of 92 games and batted cleanup 12 times...Hit .266 (25/94) and reached base at a .357 clip with RISP...Had 23 multi-hit games, three 3-hit performances and a 4-hit game on June 25 in Birmingham...Went 5-for-15 with four runs, a home run and 6 RBI in Spring Training...Hit a go-ahead 3-run HR in the seventh and a tying 3-run triple in the ninth in a 12-11 win vs. Rangers on March 11.
- ◆ Split **2018** season between Adv.-A **Inland Empire** and Double-A **Mobile**...In 97 combined games, hit .299 (118/395) with 50 runs, 22 doubles, one triple, seven home runs, 40 RBI and 13 stolen bases...Established career bests in several offensive categories including hits, doubles, home runs, RBI, stolen bases, OBP (.357) and slugging (.413)...His .299 clip ranked tied for fourth among all Halo farmhands...Named 2018 Cal League Mid-Season All-Star...Hit .400 (12/30) in final week with Inland Empire before promotion to Mobile...In first 11 games at Double-A level, hit .383 (18/47) with eight runs, three doubles, three home runs and 12 RBI...Logged 16 multi-hit games in 41 contests with BayBears.
- ◆ Also posted career-best .991 fielding percentage in 83 combined games caught (three errors in 292 total chances)...Threw out 28 of 96 would-be basestealers on season (29%).
- ◆ Split **2017** campaign between Single-A **Burlington** of the Midwest League and **Inland Empire**...Combined to bat .240 (97/404) with 55 runs, 17 doubles, three triples, five home runs and 53 RBI in 104 games...Connected for first professional HR May 13 vs. West Michigan...Named Angels Organizational Defensive Player of the Month for August...Threw out 32% of would-be base stealers in 2017 (43 of 134).
- ◆ Played majority of first professional campaign in **2016** with Angels' Rookie-Level squad **Orem** of the Pioneer League...Hit .330 (34/103) across 27 games with an OBP of .366 and slugged .417.
- ◆ Played junior campaign at Mississippi State University in 2016...Hit .344 (72/209) with 43 runs, 19 doubles, eight HR and 30 RBI in 54 games...Majored in management.
- ◆ Appeared in 46 games as sophomore in 2015 at Orange Coast College, hitting .310 in 168 at-bats...Earned tournament MVP honors at the California Community College Athletic Association State Championship.
- ◆ Played true freshman season in 2014 at University of Oregon (28 games/17 starts).
- ◆ 2013 graduate of Oaks Christian High School in Westlake Village (CA)...Earned honorable mention All-American status by Perfect Game in 2011 and 2012...Named first-team All-CIF Division IV and Ventura County Player of the Year as a senior in 2013.

KRUGER





TOMMY LA STELLA

#9

BORN: JAN. 31, 1989 **OPENING DAY AGE:** 31
BIRTHPLACE: WESTWOOD, NJ **RESIDES:** CLOSTER, NJ
SIGNED THRU: 2019 **MLB SERVICE:** 5 YEARS, 57 DAYS
ACQUIRED: FROM CHICAGO (N.L.) IN EXCHANGE FOR A PLAYER TO BE NAMED LATER
 (LHP CONOR LILLIS-WHITE)

INF

HEIGHT: 5-11 WEIGHT: 180 BATS: L THROWS: R

LA STELLA'S LIFETIME PLAYING RECORD

Year	Club	AVG	G	AB	R	H	2B	3B	HR	RBI	SH	SF	HBP	BB	IBB	SO	SB	CS	GDP	SLG	OBP	E
2011	—Rome	.328	63	232	46	76	13	5	9	40	3	4	5	26	0	28	2	2	5	.401	.543	11
2012	—Lynchburg	.302	85	298	43	90	22	5	5	56	3	10	11	36	2	24	13	2	2	.386	.460	8
	Braves (GCL)	.231	5	13	4	3	0	1	1	3	0	0	1	4	0	1	0	0	0	.444	.615	0
2013	—Lynchburg	.550	7	20	7	11	1	0	1	4	0	0	1	8	0	1	1	1	0	.690	.750	0
	Mississippi	.343	81	283	32	97	21	2	4	41	1	0	2	37	3	34	7	1	6	.422	.473	7
2014	—Gwinnett	.293	47	167	18	49	6	1	1	23	0	4	2	25	0	14	1	1	4	.384	.359	2
	ATLANTA	.251	93	319	22	80	16	1	1	31	3	1	1	36	2	40	2	1	8	.328	.317	6
2015	—CHICAGO (N.L.)	.269	33	67	4	18	6	0	1	11	0	1	1	5	0	7	2	0	1	.324	.403	1
	Tennessee (1)	.250	10	36	9	9	3	0	0	3	0	0	1	3	0	1	0	0	1	.325	.333	0
	Iowa	.333	9	33	3	11	2	1	1	6	0	1	0	4	0	3	0	0	1	.395	.545	1
2016	—CHICAGO (N.L.)	.270	74	148	17	40	12	1	2	11	0	0	2	18	1	27	0	1	2	.357	.405	5
	Tennessee	.500	2	4	1	2	0	0	0	0	0	0	1	2	0	0	0	0	0	.714	.500	1
	Iowa (1)	.273	12	44	6	12	2	0	1	3	0	0	0	2	0	9	0	0	2	.304	.386	0
2017	—CHICAGO (N.L.)	.288	73	125	18	36	8	0	5	22	0	2	2	20	1	18	0	0	3	.389	.472	1
	Iowa	.218	33	110	14	24	2	0	1	6	0	1	0	10	0	22	0	1	1	.281	.264	5
2018	—CHICAGO (N.L.)	.266	123	169	23	45	8	0	1	19	0	0	2	17	1	27	0	1	5	.340	.331	4
2019	—LAA	.295	80	292	49	86	8	0	16	44	0	0	3	20	0	28	0	0	8	.486	.346	5
MAJOR TOTALS		.272	476	1120	133	305	58	2	26	138	3	4	11	116	5	147	4	3	27	.397	.345	22
MINOR TOTALS		.310	354	1240	183	384	72	15	24	185	7	20	24	157	5	137	24	8	22	.392	.450	35

(1) rehab assignment

Disabling Injuries: 2019 — Right tibia fracture; disabled July 3-Sept. 27
 2016 — Right hamstring strain; disabled June 8-July 6
 2015 — Right rib cage inflammation; disabled Apr. 9-Aug. 11

2019 SEASON

- ◆ In first year with **Angels** and sixth in the big leagues, set career highs in hits (86), average (.295), runs (49), home runs (16), RBI (44) and slugging (.486).
- ◆ Tabbed as an All-Star for the first time in career... First Angels second baseman to be selected to an All-Star Game since Howie Kendrick in 2011... Hit .300 (85/283) with 16 home runs and 44 RBI in the first half...Became 11th Angel infielder with 15 home runs prior to the All-Star break: Doug DeCinces, Darin Erstad, Jim Fregosi, Troy Glaus, Bobby Grich, Jack Howell, Wally Joyner, Don Mincher, Albert Pujols and Mo Vaughn.
- ◆ Tallied first career inside-the-park home run of career June 25th...Was the first inside-the-parker by a Halo since Peter Bourjos in 2011 and the fourth in leadoff fashion in franchise history.
- ◆ Fouled a ball off shin July 2nd and missed the next 72 games with a fractured tibia.

SECOND THOUGHTS

Tommy La Stella became the sixth Angels second baseman with a 15-home run campaign, joining Bobby Grich, Howie Kendrick, Rex Hudler, Bobby Knoop and Billy Moran

CAREER SUMMARY

- ◆ Named a 2019 American League All-Star in first season with the Angels.
- ◆ Lifetime .278 (45/162) average as a pinch-hitter ranks second in the Majors among actives (min. 150 AB)...At the time he joined the Angels, his 44 hits as a pinch-hitter ranked fourth in Cubs history.
- ◆ Led National League rookies with 36 walks and a .328 on-base percentage in 93 games with Atlanta in 2014... Registered a .984 fielding percentage in 88 games at second base.





- ◆ Made Major League debut May 28, 2014 with Atlanta...Went 2-for-4 vs. Boston...First career hit came off former Angel John Lackey...Justin Upton started the contest in left field for the Braves...Connected for first career home run Aug. 8, 2014 off Washington's Stephen Strasburg.

MAJOR LEAGUE SUMMARY

2018

- ◆ In fifth big league season and fourth with the **Cubs**, set career highs in games (123), runs (23) and OBP (.340).
- ◆ Hit .312 (24/77) with a home run, 11 RBI and a .398 on-base percentage as a pinch-hitter...Led the Majors with 24 pinch-hits while his 11 pinch-hit RBI were tied with Justin Bour and Daniel Palka for most in the Majors...Set the Cubs franchise record for pinch-hits in a single season, surpassing the previous marks of Thad Bosley (20 H in 1985) and Dave Clark (20 H in 1997).
- ◆ Appeared in 26 games at third base, 15 at second base two at DH and one as a pitcher...Made first career pitching appearance July 20 vs. St. Louis, allowing three hits and one run in 1.1 innings.

2017

- ◆ Spent time with Triple-A **Iowa** and the **Cubs**, appearing in 73 games at the big league level and 33 minor league games...Connected for a career-high five home runs in the Majors and registered a career-best .288 average.
- ◆ Posted a .488 OBP as a pinch-hitter across four stints with the Cubs, reaching base in 21-of-44 pinch-hit plate appearances...Overall hit .290 (9/31) with four doubles, seven RBI and 10 walks as a pinch-hitter.
- ◆ Played in 21 games at second base, 18 games at third and one at first.

IN A PINCH

Tommy La Stella is one of eight players since the start of 2000 to tally 20 hits and 10+ RBI as a pinch-hitter in a single season.

2016

- ◆ In third big league season and second with **Cubs**, appeared in 74 games, then the second-most of career.
- ◆ Hit .299 (35/117) as a position player, compared to a .161 mark (5/31) in pinch-hit duties.
- ◆ Posted a .364 (12/33) with three doubles and a homer batting leadoff.

2015

- ◆ Limited to 33 games with the **Cubs** due to right rib cage inflammation...On the D.L. from April 9-Aug. 11.
- ◆ Was the Cubs' Opening Day second baseman.
- ◆ Hit .333 from Sept. 2 through season's end, good for second on the Club (min. 40 at-bats).
- ◆ Played 14 games (11 starts) at second base and 12 games (six starts) at third base.

2014

- ◆ Began the season with Triple-A **Gwinnett** before making Major League debut with the **Braves** May 28th...Went on to appear in 93 games for Atlanta.
- ◆ 16 doubles and the .251 season average ranked fourth by an N.L. rookie (min. 300 PA) while the 81 hits ranked eighth.
- ◆ Hit .251 (80-for-319) with 22 runs, 16 doubles, one triple, one homer and 31 RBI in 93 games for Atlanta...Led N.L. rookies with 36 walks and a .328 on-base percentage (min. 300 plate appearances).
- ◆ Made Major League debut May 28 at Boston, going 2-for-4...Tallied first big league hit off John Lackey.

POSTSEASON EXPERIENCE

- ◆ Has appeared in each of last four postseasons, all with the **Cubs**, including the 2016 World Championship team...Has appeared in 12 career games and is hitless in 13 at-bats.
- ◆ Pinch-hit in the 7th inning of the **2018** N.L. Wild Card Game vs. the Rockies...Reached on catcher's interference...Marked only appearance of the game...Rockies won the contest 2-1.
- ◆ In **2017**, appeared in both the NLDS vs. Washington and NLCS vs. Los Angeles...Played in two games during the Division Series...Drew a walk as a pinch-hitter in Game 3 and reached on catcher's interference in Game 5...Cubs won the series 3-2...Went 0-for-2 in two games during the NLCS...Dodgers won the series 4-1.
- ◆ In **2016** with **Cubs**, appeared in one game during the NLDS (0-for-1) but was not on the NLCS or World Series rosters.
- ◆ Made postseason debut with the **Cubs** in **2015**...Started the N.L. Wild Card Game at third base going 0-for-2...Cubs defeated Pittsburgh to advance to the NLDS...Pinch-hit (0/1) in the Cubs clinching game (Game 4) over the Cardinals to advance to the NLCS...Appeared in four games of the NLCS vs. the Mets, going 0-for-7...Mets won the series 4-0.

LA STELLA





WILD CARD GAME TOTALS

Year	Club, Opp	AVG	G	AB	R	H	2B	3B	HR	RBI	SH	SF	HBP	BB	IBB	SO	SB	CS	GDP	SLG	OBP	E
2015—	CHC, PIT	.000	1	2	0	0	0	0	0	0	0	0	0	0	0	1	0	0	0	.000	.000	0
2018—	CHIC COL	---	1	0	0	0	0	0	0	0	0	0	0	0	0	0	0	0	0	---	---	0
Totals		.000	2	2	0	0	0	0	0	0	0	0	0	0	0	1	0	0	0	.000	.000	0

DIVISION SERIES TOTALS

Year	Club, Opp	AVG	G	AB	R	H	2B	3B	HR	RBI	SH	SF	HBP	BB	IBB	SO	SB	CS	GDP	SLG	OBP	E
2015—	CHC, STL	.000	1	1	0	0	0	0	0	0	0	0	0	0	0	1	0	0	0	.000	.000	0
2016—	CHC, SF	.000	1	1	0	0	0	0	0	0	0	0	0	0	0	0	0	0	0	.000	.000	0
2017—	CHC, WSH	---	2	0	0	0	0	0	0	0	0	0	0	1	0	0	0	0	0	---	1.000	0
Totals		.000	4	2	0	0	0	0	0	0	0	0	0	1	0	1	0	0	0	.000	.333	0

LEAGUE CHAMPIONSHIP SERIES TOTALS

Year	Club, Opp	AVG	G	AB	R	H	2B	3B	HR	RBI	SH	SF	HBP	BB	IBB	SO	SB	CS	GDP	SLG	OBP	E
2015	CHC, NYM	.000	4	7	0	0	0	0	0	0	0	0	0	0	0	1	0	0	0	.000	.000	0
2017	CHC, LAD	.000	2	2	0	0	0	0	0	0	0	0	0	0	0	1	0	0	0	.000	.000	0
LCS TOTALS		.000	6	9	0	0	0	0	0	0	0	0	0	0	0	2	0	0	0	.000	.000	0

NOTABLE MINOR LEAGUE AWARDS AND HONORS

- ◆ **2013** Topps Double-A All-Star...*MiLB.com* Organizational All-Star....Participated in Arizona Fall League...Arizona Fall League All-Prospect Team.
- ◆ **2012** Carolina League Mid-Season All-Star....Carolina League Player of the Week... *MiLB.com* Organizational All-Star.
- ◆ **2011** South Atlantic League Player of the Week... *MiLB.com* Organizational All-Star.

CAREER TRANSACTIONS

- ◆ June 7, 2011...Drafted by the **Braves** in the 8th round of the First-Year Player Draft.
- ◆ Nov. 16, 2014...Traded by the **Braves** to the **Cubs** in exchange for RHP Arody Vizcaino.
- ◆ Nov. 29, 2018...Traded by the **Cubs** to the **Angels** in exchange for a player to be named later (LHP Conor Lillis-White).

PERSONAL/MISC

- ◆ Thomas F. La Stella.
- ◆ Active in several Angels community relations efforts including visits to the Children's Hospital of Orange County.
- ◆ Began collegiate career at St. John's University...Transferred to Coastal Carolina University...Nearly won the Big South Conference triple crown in 2011... First team All-New Jersey baseball player at St. Joseph Regional High School (Montvale, NJ).
- ◆ Grew up taking batting practice in basement of childhood house (Closter, N.J.)...Father installed a pitching machine in the family home...For full story, click [HERE](#).
- ◆ Originally signed by Braves scout Billy Best.

MISCELLANEOUS STATS

TWO-HR GAMES (4)

May 9, 2019 at DET
Aug. 26, 2017 at PHI

April 21, 2019 vs. SEA

April 9, 2019 vs. MIL

CAREER LEADOFF HOME RUNS (2)

June 25, 2019 vs. CIN

June 5, 2019 vs. OAK

CAREER FIELDING

POS	PCT	G	PO	A	E	TC	DP
1B	1.000	4	3	0	0	3	0
2B	.980	193	266	385	13	664	94
3B	.943	119	37	111	9	157	12
P	---	1	0	0	0	0	0





LA STELLA'S CAREER HIGHS

	SEASON		GAME
AVG	.295 — 2019	H	4 — 5/15/19 at MIN
R	49 — 2019	R	3 — 3 times; last, 6/5/19 vs. OAK
H	86 — 2019	HR	2 — 4 times; last, 5/9/19 at DET
2B	16 — 2014	2B	2 — 3 times; last, 4/24/16 at CIN
HR	16 — 2019	RBI	4 — 4 times; last, 5/23/19 vs. MIN
RBI	44 — 2019	SB	1 — 4 times, last, 8/29/15 at LAD
SB	2 — 2014 & 2015	Hit Streak	9 — June 1-9, 2019



LA STELLA



BRENNON LUND

#81

BORN: NOV. 27, 1994

OPENING DAY AGE: 25

BIRTHPLACE: SALT LAKE CITY, UT

RESIDES: SOUTH JORDAN, UT

SIGNED THRU: 2020

ACQUIRED: SELECTED IN 11TH ROUND OF 2016 FIRST-YEAR PLAYER DRAFT

MARRIED: SYDNEY BRICKER, DEC. 17, 2016

OF

HEIGHT: 5-9

WEIGHT: 185

BATS: L

THROWS: R

NON-ROSTER INVITEE

LUND'S LIFETIME PLAYING RECORD

Year	Club	AVG	G	AB	R	H	2B	3B	HR	RBI	SH	SF	HBP	BB	IBB	SO	SB	CS	GDP	SLG	OBP	E
2016	Orem	.397	18	73	15	29	3	0	2	11	2	0	2	7	0	11	7	2	0	.521	.463	1
	Burlington	.271	45	181	19	49	9	2	1	19	4	2	1	12	0	33	8	1	4	.359	.316	1
2017	Burlington	.306	46	173	25	53	7	4	2	18	1	0	3	24	1	26	14	3	3	.425	.400	2
	Inland Empire	.321	46	196	26	63	11	0	3	23	0	1	5	16	0	41	5	4	3	.423	.385	3
	Mobile	.287	29	122	17	35	3	0	1	6	0	2	2	3	0	33	1	2	0	.336	.310	1
2018	Mobile	.264	100	401	63	106	20	6	8	59	1	2	6	43	0	102	21	5	6	.404	.343	3
2019	Salt Lake	.284	96	352	62	100	26	5	8	51	0	6	3	36	1	91	6	3	3	.455	.350	7
MINOR TOTALS		.290	380	1498	227	435	79	17	25	187	8	13	22	141	2	337	62	20	19	.416	.357	18

- ◆ Brennon Reed Lund...Signed by **Angels** scout Chad Hermansen...On Twitter: @lunder5.
- ◆ Enters fifth professional season in **2020** with second consecutive MLB camp invite.
- ◆ Has logged six four-hit games across first four professional seasons and recorded 26 outfield assists.
- ◆ Reached Triple-A with hometown **Salt Lake** in **2019**...Rated #17 LAA prospect for 2019 by *MLB.com* (#5 outfielder)...Named *MLB.com* Organizational All-Star after slashing .284/.350/.455 with career highs in 2B (26), SLG (.455) and HR (8-tied)...Had 32 multi-hit games, including four 3-hit games...Hit in 11 straight games from June 16-28...Posted a six-game multi-hit streak, as well as a 5-game streak with multiple hits...Slashed .390/.427/.549 in 23 games after Break...After hitting .183 and .203 in April and May, respectively, hit .337 in June, .373 in July and .452 in August.
- ◆ Spent **2018** with Double-A **Mobile**...Collected 24 RBI in 25 June games with 15 extra-base hits...Established career highs in triples (6), home runs (8), walks (43 - tied), RBI (59) and stolen bases (21) despite missing over a month with left shoulder subluxation...Led team in AB, R, H, 3B and SB...21 SB ranked fifth among Halo farmhands.
- ◆ Logged first career multi-HR game and matched career-high five RBI July 6 vs. Jacksonville...Had six consecutive two-hit games, May 4-15...Put up three straight three-hit games, June 4-6 (9-for-16 with 7 RBI), and went 10-for-15 (2 2B, HR, 4 RBI) over a three-game span from July 31-Aug. 3.
- ◆ Posted 34 multi-hit games, including 3+ hits on 11 occasions and two career-high tying four-hit games...Compiled three hit streaks of 7+ games...Hit safely in 15 of 16 contests (June 23-July 10), batting .343 (23/67) with six doubles, two triples, four home runs and 20 RBI.
- ◆ In **2017**, played at three levels of LAA system - Single-A **Burlington**, Adv.-A **Inland Empire** and Double-A **Mobile**...In 121 combined contests, slashed .308/.373/.403 with 68 runs, 21 doubles, four triples, six home runs, 47 RBI and 20 stolen bases...Set career bests in games, hits (151), runs, walks (46), OBP (.373), OPS (.776) and total bases (198)...His .308 (151/491) combined clip ranked 10th in LAA system.
- ◆ Spent first two months with **Burlington** (.306, 7 2B, 4 3B, 2 HR, 18 RBI) before promotion to **Inland Empire** June 1...Hit .350 (50/143) across first 33 games with 66ers (hit safely in 26 of first 33 games)...22 of those 33 games were multi-hit efforts...Finished with .321 average in 46 affairs with 66ers.
- ◆ Promoted again Aug. 3 to **Mobile**...Gathered hits in each of first 13 games with an at-bat for a .429 (21/49) clip...Hit in 22 of 28 total games with an at-bat for BayBears with 13 multi-RBI games.
- ◆ Started professional career in **2016** with Rookie-Level **Orem**...Went 2-for-3 (2 R, HR) in first pro game (June 17 vs. Grand Junction) and logged four hits next day...Hit safely in 14 of first 15 pro games (.529 & .619 OBP in first 19 plate appearances) batting .475 (28/59) with 10 multi-hit games (two four-hit efforts)...Played 18 games with Orem before promotion to **Burlington**, finishing with slash line of .397/.463/.521.
- ◆ Hit safely in first eight games (and 10 of first 11) with Burlington (.412; 14/34).
- ◆ Combined to hit .307 (78/254) with 34 runs, 12 doubles, two triples, three HR, 30 RBI and 15 SB in 63 games in first pro season.
- ◆ Hit leadoff and played CF for three seasons (2014-16) for Brigham Young University...Batted .335 (222/663) with 126 runs, 33 doubles, 8 triples, 3 HR, 78 RBI and 32 SB in 150 games (.394 OBP)...As a junior, led Cougars in batting average (.387), hits (94), runs (56), doubles (19), triples (5) and stolen bases (15)...Named 2016 All-WCC First Team...Also named First Team All-WCC and Freshman All-WCC in 2014...Majored in exercise and wellness.
- ◆ Is an Eagle scout, which is highest achievement or rank attainable in the Boy Scouts of America.
- ◆ Father, Kelly, played baseball for Univ. of Utah in 1981 and mother, Cathy, played volleyball for Southern Utah University.

LUND





2020 LOS ANGELES ANGELS



PARKER MARKEL

#58

BORN: SEPT. 15, 1990 **OPENING DAY AGE:** 29
BIRTHPLACE: NEWPORT BEACH, CA **RESIDES:** SURPRISE, AZ
SIGNED THRU: 2020 **MLB SERVICE:** 66 DAYS
ACQUIRED: FROM PITTSBURGH FOR CASH CONSIDERATIONS, OCT. 31, 2019

RHP

HEIGHT: 6-5

WEIGHT: 240

BATS: R

THROWS: R

NON-ROSTER INVITEE

MARKEL'S LIFETIME PITCHING RECORD

Year	Club	W-L	ERA	G	GS	CG	GF	SHO	SV	IP	H	R	ER	HR	HB	BB	IBB	SO	WP	BK	BAA
2010	— Rays (GCL)	2-0	1.74	7	0	0	3	0	0	10.1	8	2	2	0	0	3	0	13	0	0	.222
2011	— Hudson Valley	3-4	3.14	13	13	0	0	0	0	57.1	42	26	20	3	5	23	0	44	2	0	.207
2012	— Bowling Green	11-5	3.53	24	24	0	0	0	0	120	117	55	47	6	6	34	0	96	9	5	.249
2013	— Charlotte	4-7	6.37	18	16	0	1	0	0	82	99	64	58	7	1	35	1	71	8	2	.298
2014	— Charlotte	2-3	5.18	29	0	0	14	0	2	48.2	54	31	28	2	5	17	0	37	9	1	.281
	— Montgomery	0-1	3.78	16	0	0	3	0	0	16.2	17	10	7	0	0	9	0	14	0	0	.258
2015	— Montgomery	5-3	3.23	42	0	0	17	0	3	53	55	24	19	4	2	26	0	39	8	0	.276
	— Durham	0-0	4.91	5	0	0	2	0	0	7.1	5	4	4	1	0	5	0	7	0	0	.192
2016	— Montgomery	2-0	4.22	9	0	0	5	0	0	10.2	15	5	5	0	0	2	0	11	1	0	.319
	— Durham	5-3	2.52	34	1	0	8	0	0	60.2	56	19	17	1	7	24	0	47	7	1	.247
2017	—									<i>DID NOT PLAY</i>											
2018	— Sioux City (Ind.)	1-1	4.14	37	0	0	9	0	4	41.1	38	20	19	1	3	21	0	62	3	0	—
2019	— Arkansas	2-0	0.00	5	0	0	3	0	1	7.2	2	0	0	0	0	2	0	18	0	0	.080
	— Tacoma	2-0	2.60	22	0	0	19	0	8	27.2	13	9	8	3	2	21	0	44	11	1	.138
	— SEATTLE	0-0	15.43	5	0	0	0	0	0	4.2	10	9	8	3	1	4	0	3	1	0	.435
	— Indianapolis	1-0	0.00	4	0	0	2	0	0	6	0	0	0	0	1	3	0	13	1	0	.000
	— PITTSBURGH	0-1	5.71	15	0	0	8	0	0	17.1	16	12	11	3	2	13	1	21	1	1	.239
MAJOR TOTALS		0-1	7.77	20	0	0	8	0	0	22	26	21	19	6	3	17	1	24	2	1	.289
MINOR TOTALS		39-26	3.81	228	54	0	77	0	14	508	483	249	215	27	29	204	1	454	56	10	.250

2019 SEASON

- ◆ Appeared in 20 Major League games (five for **Seattle**, 15 for **Pittsburgh**).
- ◆ Made Major League debut May 12 for Mariners at Boston.
- ◆ Began 2019 season with Double-A **Arkansas**, appearing in five games posting a 0.00 ERA (7.2 IP — 0 ER), with two hits, two walks and 18 strikeouts... Promoted to Triple-A **Tacoma** where he pitched in eight games with a 0.93 ERA (9.2 IP — 1 ER), three hits, five walks and 17 strikeouts.
- ◆ Named to PCL Mid-Season All-Star Team.
- ◆ In second minor league stint with Tacoma pitched to a 3.94 ERA (16 IP — 7 ER) over 12 games with 25 strikeouts and a .148 (8/54) batting average against.
- ◆ Claimed off waivers by Pittsburgh on July 27.

NOTABLE MINOR LEAGUE AWARDS AND HONORS

- ◆ **2019** Pacific Coast League Mid-Season All-Star
- ◆ **2011** New York-Penn League Mid-Season All-Star

CAREER TRANSACTIONS

- ◆ June 11, 2009... Selected by **Tigers** in 32nd round of 2009 First-Year Player Draft (did not sign).
- ◆ June 9, 2010... Selected by **Rays** in 39th round of 2010 First-Year Player Draft (signed July 24, 2010).
- ◆ Dec. 18, 2017... Signed by **Diamondbacks** as minor league free agent.
- ◆ Sept. 28, 2018... Signed by **Mariners** as minor league free agent.
- ◆ July 27, 2019... Claimed off waivers from **Mariners** by **Pirates**.
- ◆ Oct. 31, 2019... Traded by **Pirates** to **Angels** for cash considerations.

PERSONAL/MISC

- ◆ Parker Michael Markel...Born in Newport Beach, CA (less than 18 miles from Angel Stadium).
- ◆ Drafted in the 39th round of the 2010 First-Year Player Draft out of Yavapai College (AZ)... Notable former Angels that also attended Yavapai: OF Kole Calhoun & RHP Kirby Yates.
- ◆ Named to NYPL Mid-Season All-Star Team in 2011... Named to PCL Mid-Season All-Star Team in 2019.

MARKEL



BRANDON MARSH

#89

BORN: DEC. 18, 1997

OPENING DAY AGE: 22

BIRTHPLACE: BUFORD, GA

RESIDES: BUFORD, GA

SIGNED THRU: 2020

ACQUIRED: SELECTED IN SECOND ROUND OF 2016 FIRST-YEAR PLAYER DRAFT

OF

HEIGHT: 6-4

WEIGHT: 215

BATS: L

THROWS: R

NON-ROSTER INVITEE

MARSH'S LIFETIME PLAYING RECORD

Year	Club	AVG	G	AB	R	H	2B	3B	HR	RBI	SH	SF	HBP	BB	IBB	SO	SB	CS	GDP	SLG	OBP	E
2016—									INJURED — DID NOT PLAY													
2017—	Orem	.350	39	177	47	62	13	5	4	44	0	1	5	9	1	35	10	2	1	.548	.396	0
2018—	Burlington	.295	34	132	26	39	12	1	3	24	0	1	0	21	2	40	4	0	2	.470	.390	3
	Inland Empire	.256	93	371	59	95	15	6	7	46	0	1	1	52	1	118	10	4	3	.385	.348	5
2019—	Mobile	.300	96	360	48	108	21	2	7	43	0	2	3	47	3	92	18	5	6	.428	.383	4
	Angels (AZL)	.048	5	21	1	1	0	0	0	2	0	0	0	0	0	7	1	0	1	.048	.048	0
MINOR TOTALS		.287	267	1061	181	305	61	14	21	159	0	5	9	129	7	293	43	11	13	.431	.368	12

- ◆ Brandon Chase Marsh...Signed by **Angels** scout Todd Hogan...On Twitter: @brandon_marsh22.
- ◆ Enters fifth professional season in **2020** (DNP in 2016; stress fracture in back) with second consecutive MLB camp invite...Considered one of top athletes in Angels organization with five-tool potential...Ranked as #2 prospect in LAA system in 2020 and #3 in 2019 by *Baseball America*, who also rated him Best Hitter for Average and Best Strike-Zone Discipline among LAA prospects in 2020...Ranked 43rd best MLB prospect in 2020 and #85 by *Baseball America* in 2018...Rated #79 best prospect in 2020, according to *MLB.com*.
- ◆ In 267 minor league games, slashing .287/.368/.431 with 181 R, 61 2B, 14 3B, 21 HR, 159 RBI and 43 SB.
- ◆ Spent **2019** with Double-A **Mobile**, except for five games rehabbing from injury with **AZL Angels**...Named Southern League Mid-Season All-Star and Post-Season All-Star...Slashed .300/.383/.428 with career-high 18 SB in 96 games...Logged 29 multi-hit games, including seven three-hit games and a 4-for-5 performance May 2 in Montgomery...Compiled 12-game hitting streak from Aug. 15-25, hitting .442 (19/43)...After slashing .220/.312/.256 in April, hit .324 in his remaining 74 games with Mobile...Made mid-season adjustment to stand more upright in the batter's box.
- ◆ Played first full professional season in **2018**...Opened campaign at Single-A **Burlington** before a promotion to Adv.-A **Inland Empire** in mid-May...Combined to play 127 games, batting .266 (134/503) with 85 runs, 27 doubles, seven triples, 10 home runs, 70 RBI, 73 walks and 14 stolen bases (14 of 18)...70 RBI ranked fifth among Halo farmhands.
- ◆ With **Burlington**, slashed .295/.390/.470 in 34 games...Named Angels' Organizational Player of Month for April (.299; 20/67, 14 R, 5 2B, HR, 11 RBI, 4 SB, .855 OPS).
- ◆ Logged first career multi-HR game May 1 vs. Dayton (3-for-6, 2 R, 2 HR, 4 RBI)...Posted career-best 7 RBI April 20 vs. Quad Cities (grand slam in 8th)...Had 12 multi-hit efforts in 34 games, including five three-hit showings.
- ◆ Joined **Inland Empire** May 19...Had 22 multi-hit games with 66ers, including three four-hit games to match career high...Hit safely in 29 of 34 affairs from June 16-July 26 (.313; 42/134)...Went 4-for-6 with four runs and nine total bases (1 HR, 3 RBI) in final game of season.
- ◆ Named Organizational Defensive Player of Month for June...Had 10 outfield assists in 2018.
- ◆ In **2017**, made professional debut with Rookie-Level **Orem**...Limited to 39 games with a thumb sprain (injured on a slide stealing second base, June 28 at Ogden)...Returned to action one month later (July 28) and homered in consecutive games, July 29-30.
- ◆ Slashed .350/.396/.548 for Owlz (22 extra-base hits)...Opened pro career with 10-game hit streak (.467; 21/45, 21 R, 3 2B, 2 3B, 3 HR, 13 RBI, 4 SB) with hits in 13 of first 14 games...Did not commit an error in 37 outfield games (76 total chances).
- ◆ In **2016**, post-draft medical report revealed stress fracture in back...Did not play that summer for Angels.
- ◆ Prepped at Buford High School (GA)...Was a three-sport star in baseball, football and basketball...A standout wide receiver/cornerback who helped HS team win Georgia AAAA state championships in 2013 and 2014.
- ◆ Focused solely on baseball senior year in 2016...Named Player of Year for 4A All-Region Team after finishing senior campaign with a .559 average, 66 hits and 25 RBI...Buford finished as state runner-up.
- ◆ Was a Kennesaw State University (Kennesaw, GA) commit before signing with Angels.





2020 LOS ANGELES ANGELS

MIKE MAYERS

#60

**BORN:** DECEMBER 6, 1991**OPENING DAY AGE:** 28**BIRTHPLACE:** GROVE CITY, OH**RESIDES:** NAPLES, FL**SIGNED THRU:** 2020**MLB SERVICE:** 2 YEARS, 20 DAYS**ACQUIRED:** CLAIMED OFF WAIVERS FROM ST. LOUIS, NOV. 1, 2019**RHP****HEIGHT:** 6-2**WEIGHT:** 220**BATS:** R**THROWS:** R

MAYERS' LIFETIME PITCHING RECORD

Year	Club	W-L	ERA	G	GS	CG	GF	SHO	SV	IP	H	R	ER	HR	HB	BB	IBB	SO	WP	BK	BAA
2013	Cardinals (GCL)	1-0	1.50	5	3	0	0	0	0	12	6	4	2	1	0	6	1	13	1	1	.146
	Peoria	0-3	3.70	5	5	0	0	0	0	24.1	29	10	10	2	1	5	0	14	2	0	.302
2014	Palm Beach	2-7	3.72	12	12	1	0	0	0	72.2	84	35	30	5	2	13	0	61	1	0	.294
	Springfield	6-5	2.83	13	13	0	0	0	0	76.1	81	29	24	2	4	23	0	52	2	1	.277
	Memphis	0-0	7.20	1	1	0	0	0	0	5	9	5	4	2	0	1	0	4	1	0	.409
2015	Springfield	1-4	6.56	10	10	1	0	1	0	46.2	53	39	34	8	5	21	0	36	7	1	.291
	Cardinals (GCL)	1-0	1.29	2	2	0	0	0	0	7	6	1	1	0	0	0	0	7	0	0	.250
2016	Springfield	5-2	2.30	9	9	0	0	0	0	54.2	47	17	14	4	1	17	0	43	3	1	.229
	Memphis	4-8	3.73	16	16	1	0	0	0	89.1	87	44	37	8	5	31	2	84	2	0	.256
	ST. LOUIS	1-1	27.00	4	1	0	0	0	0	5.1	16	16	16	3	1	3	0	2	0	0	.533
2017	Memphis	5-6	3.28	31	15	0	3	0	0	109.2	117	44	40	12	4	32	1	97	1	0	.270
	ST. LOUIS	0-0	11.57	3	0	0	1	0	0	4.2	8	8	6	2	0	4	1	3	0	0	.421
2018	ST. LOUIS	2-1	4.70	50	0	0	15	0	1	51.2	59	28	27	7	1	15	1	49	4	0	.289
	Memphis (1)	0-0	0.00	5	0	0	4	0	3	7.2	5	0	0	0	0	4	0	8	0	0	.185
2019	ST. LOUIS	0-1	6.63	16	0	0	4	0	0	19	21	14	14	3	1	11	2	16	1	0	.276
	Memphis (1)	0-1	3.15	20	1	0	10	0	6	20	21	10	7	4	0	7	0	24	1	0	.266
MAJOR TOTALS		3-3	7.03	73	1	0	20	0	1	80.2	104	66	63	15	3	33	4	70	5	0	.316
MINOR TOTALS		25-36	3.48	129	87	3	17	1	9	525.1	545	238	203	48	22	160	4	443	22	4	.269

(1) rehab assignment

Disabling Injuries: **2019** — Right shoulder lat strain; disabled June 17 - July 23
2018 — Right shoulder inflammation; disabled Aug. 26 - Sept. 11

2019 SEASON

- ◆ Made Opening Day roster for second time in career as a member of **Cardinals**.
- ◆ Played 16 games over two stints in the majors.
- ◆ Recorded six saves in a 10 game stint with Triple-A **Memphis**... Pitched to a 1.80 ERA (10 IP — 2 ER) with 10 hits, three walks and 15 strikeouts.
- ◆ Had a .211 BAA (15/71) with runners on over 36 games (in majors and minors).

MAJOR LEAGUE SUMMARY

2018

- ◆ Made an Opening Day roster for first time in career as a member of **Cardinals**.
- ◆ Played seven stints (50 games) in Majors and six stints (five games) in the minors with **Memphis**.
- ◆ Recorded first Major League save at Cincinnati on Apr. 12 pitching three innings, letting up two hits and one walk with two strikeouts.
- ◆ Had scoreless outings in every minor league appearance during the season... Pitched 7.2 innings with only five hits, four walks and eight strikeouts and a .185 BAA (5/27).

2017

- ◆ Spent majority of season with **Memphis** and had three stints in the Majors appearing in three games for **Cardinals**...Pitched 4.2 innings in relief.
- ◆ Made 15 starts for Memphis before converting to a reliever role.
- ◆ Went 5-6 as a starter in Memphis... Pitched to a 3.71 ERA (80 IP — 33 ER), logged 70 strikeouts and 28 walks.
- ◆ Had a 2.12 ERA (29.2 IP — 7 ER) as a reliever in Memphis with 27 strikeouts and a .236 BAA.
- ◆ Made six post-season appearances for Memphis... Went 1-0 with a 0.00 ERA (11 IP — 0 ER), 10 strikeouts, four walks and a .162 BAA (6/37).



2016

- ◆ Appeared in four games for the **Cardinals**...Went 1-1 and pitched 5.1 innings.
- ◆ Made Major League debut on July 24 against the Dodgers.
- ◆ Earned first MLB win Sept. 6 vs. Pirates...Pitched one scoreless inning.
- ◆ Made 25 starts between Double-A **Springfield** and Triple-A **Memphis** going 9-10 with a 3.19 ERA (144 IP — 51 ER) and 127 strikeouts.
- ◆ Was named to Texas League North Mid-Season All-Star Team.

NOTABLE MINOR LEAGUE AWARDS AND HONORS

- ◆ **2016** Texas League North Mid-Season All Star Game Selection.

CAREER TRANSACTIONS

- ◆ June 7, 2013... Selected by **Cardinals** in third round of 2013 First-Year Player Draft (signed June 14, 2013).
- ◆ Nov. 1, 2019... Claimed off waivers by **Angels** from **Cardinals**.

PERSONAL/MISC

- ◆ Mike Mayers... Pronounced MY-ers.
- ◆ Attended Grove City HS (OH)... Played baseball, basketball and football.
- ◆ Went to University of Mississippi where he held a 12-9 record with a 3.43 ERA over three seasons... Angels pitching coach, Mickey Callaway, also played for Ole Miss.

MICHELLE CAREW COMMUNITY COURTYARD

Dedicated Sept. 17, 1999

The Michelle Carew Community Courtyard features a bronze statue bust of Michelle with the family's Rottweiler dog Hunter. The statue is placed in the Angel Stadium perimeter plaza, located just inside Gate 3.

Michelle Carew passed away April 17, 1996 at the age of 18 after a courageous battle with leukemia. Michelle, daughter of former Angel and Hall of Famer Rod Carew, became ill Sept. 10, 1995 and was diagnosed with acute non-lymphocytic leukemia (ANLL), Sept. 18. In the months that followed, the Carew family went on a nationwide publicity campaign that generated more than 70,000 phone calls to the National Bone Marrow Program. As a result, phone calls from minorities more than doubled weekly, and overall donor registration increased by 33 percent.

INSCRIPTION: This courtyard was dedicated September 17th 1999 in loving memory of Michelle Carew. Her spirited battle against leukemia raised awareness of the National Marrow Donor Program throughout this country. In the process, her legacy has saved countless lives. "When she went to sleep, she woke up the world."





2020 LOS ANGELES ANGELS



KEYNAN MIDDLETON #99

BORN: SEPT 12, 1993
BIRTHPLACE: MILWAUKIE, OR
SIGNED THRU: 2020
ACQUIRED: SELECTED IN THIRD ROUND OF 2013 FIRST-YEAR PLAYER DRAFT
MARRIED: NICOLE HANNIFAN
CHILDREN: KAMRYNN, KARTER

OPENING DAY AGE: 26
RESIDES: PORTLAND, OR
MLB SERVICE: 2 YEARS, 150 DAYS

RHP

HEIGHT: 6-3 WEIGHT: 215 BATS: R THROWS: R

MIDDLETON'S LIFETIME PITCHING RECORD

Year	Club	W-L	ERA	G	GS	GF	SHO	SV	IP	H	R	ER	HR	HB	BB	IBB	SO	WP	BK	BAA	
2013	Orem	1-3	8.10	6	6	0	0	0	23.1	29	24	21	4	2	15	0	15	7	0	.319	
	Angels (AZL)	0-0	6.35	4	1	0	0	0	5.2	3	4	4	0	0	3	0	5	0	0	.143	
2014	Orem	5-4	6.45	14	14	0	0	0	67	69	58	48	9	6	30	0	53	7	0	.260	
	Burlington	6-11	5.30	26	26	0	0	0	125.2	148	78	74	15	3	47	0	88	8	1	.306	
2016	Inland Empire	1-1	3.72	25	0	9	0	0	36.1	22	15	15	7	0	20	0	56	4	0	.172	
	Arkansas	0-0	1.20	13	0	9	0	6	15	11	2	2	1	0	4	0	18	0	0	.196	
	Salt Lake	0-1	4.91	8	0	0	4	2	14.2	14	8	8	1	0	4	0	14	1	0	.250	
2017	Salt Lake	0-0	2.84	10	0	6	0	2	12.2	11	5	4	0	1	4	0	8	0	0	.234	
	LAA	6-1	3.86	64	0	17	0	3	58.1	60	25	25	11	0	18	2	63	2	0	.265	
	LAA	0-0	2.04	16	0	9	0	6	17.2	14	4	4	1	1	9	1	16	1	0	.233	
2019	Salt Lake (1)	0-0	0.00	1	1	0	0	0	1	0	0	0	0	0	2	0	2	0	0	.000	
	Angels (AZL) (1)	0-0	0.00	1	1	0	0	0	1	0	0	0	0	0	0	0	2	0	0	.000	
	Inland Empire (1)	0-0	0.00	4	2	0	0	0	3.2	2	0	0	0	0	3	0	9	0	0	.143	
	Salt Lake (1)	0-0	2.08	5	0	0	0	0	4.1	2	1	1	0	0	3	0	5	0	0	.125	
LAA	0-0	1.17	11	0	0	0	0	7.2	4	1	1	0	0	7	0	6	1	0	.154		
MAJOR TOTALS		6-1	3.23	91	0	26	0	9	83.2	78	30	30	12	1	34	3	85	4	0	.250	
MINOR TOTALS		13-20	5.13	117	51	0	28	0	10	310.1	311	195	177	37	12	135	0	275	27	1	.263

(1) rehab assignment

Disabling Injuries: **2019** — Right elbow UCL injury; disabled Mar. 16 - Aug. 27
2018 — Right elbow UCL damage; disabled May 14 - end of season
Right elbow inflammation; disabled May 1 (retro to Apr. 29) - May 10

2019 SEASON

- ◆ Missed first 133 games of season on **Angels** injured list recovering from Tommy John surgery (May 22, 2018).
- ◆ Made 10 total rehab appearances between **AZL Angels**, Adv.-A **Inland Empire** and Triple-A **Salt Lake** and allowed one run in nine total innings with 16 strikeouts.
- ◆ Made season debut Aug. 28 vs. Rangers...First Major League outing since May 13, 2018 vs. Twins.
- ◆ Did not allow a run in first 10 appearances for Angels (7.1 IP)...Only run allowed came in final appearance of year, Sept. 28 vs. Houston (RBI double by Jose Altuve).
- ◆ Held opposing batters to a .083 (1/12) average against offspeed pitches...Batters went 0-for-8 against his changeup.

MAJOR LEAGUE SUMMARY

2018

- ◆ Made Opening Day roster with **Angels** for first time in career.
- ◆ Pitched to 1.04 ERA (8.2 IP - 1 ER) on the road across eight total appearances.
- ◆ Appeared in 13 games during opening month of season, primarily as Angels closer...Did not allow a run in 10 of 13 contests...Converted six of seven save opportunities in March/April before suffering right elbow inflammation and being placed on disabled list.
- ◆ Made one rehab appearance with Triple-A **Salt Lake** May 8 at Sacramento and pitched one scoreless inning before returning to Angels May 10.
- ◆ Made three appearances for Angels following reinstatement from disabled list, but exited game May 13 vs. Minnesota after recurrence of right elbow injury.
- ◆ Underwent Tommy John surgery performed May 22 by Dr. Neal ElAttrache and missed remainder of season on disabled list.

MIDDLETON





2017

- ◆ Entered year ranked by *Baseball America* as #9 prospect in Angels system.
- ◆ Began season with Triple-A **Salt Lake** for 10 appearances, before being promoted to **Angels**, May 5...Did not allow an earned run in each of final eight outings for Bees (9.1 IP).
- ◆ Made Major League debut May 5 vs. Houston...Became first member of Angels 2013 draft class to reach Major Leagues.
- ◆ Earned first Major League win June 11 at Houston with one scoreless inning.
- ◆ Recorded first Major League save Aug. 8 vs. Baltimore.
- ◆ Six wins tied Cam Bedrosian for most by an Angels reliever for season...Most wins by an Angels rookie reliever since Dane De La Rosa (6) in 2013.
- ◆ His 64 appearances tied Jason Bulger (2009) and Jose Alvarez (2015) for third-most ever by an Angels rookie...Only Dane De La Rosa (75 games in 2013) and Bill Kelso (67 games in 1967) had more.
- ◆ Led A.L. rookies with average fastball velocity of 97.2 MPH.

CAREER TRANSACTIONS

- ◆ June 7, 2013...Selected by **Angels** in third round of 2013 First-Year Player Draft (signed June 14, 2013).

PERSONAL/MISC

- ◆ Keynan Anthony Middleton...On Twitter: @since93key.
- ◆ Attended 2019 "Moving Day" with teammates David Fletcher and Noé Ramirez and signed autographs for fans as Angels sent equipment trucks to Tempe, AZ for Spring Training.
- ◆ In August 2019, visited East Anaheim branch of the Anaheim Library to read to kids as part of Angels Rally Readers program.
- ◆ Changed uniform number from #39 to #99 following 2018 season.
- ◆ Participated in Annual Bank of America Challenger Classic in 2018 and 2019 to allow more than 800 children with physical and intellectual disabilities from local Challenger Division Little League teams to experience playing baseball at Angel Stadium...Also attends Angels RBI League youth camps throughout baseball season.
- ◆ Visited students at Lampson Elementary School (Garden Grove, CA) in April 2018 as part of Angels Adopt-A-School program with AM830 host Roger Lodge and members of the Angels Strike Force.
- ◆ In August 2017, appeared on "Road Trippin'" podcast hosted by veteran NBA forward Richard Jefferson.
- ◆ Attended Milwaukie HS (OR) and Lane Community College (OR), where he also played basketball...Averaged 11 points and 4.6 rebounds per game for Titans as shooting guard.
- ◆ Originally signed by Angels scout Jason Ellison.

CAREER FIELDING

POS	PCT	G	PO	A	E	TC	DP
P	1.000	91	3	4	0	7	0

MIDDLETON'S CAREER HIGHS

	SEASON		GAME
Wins	6 — 2017	SO	3 — 3 times; last, 4/21/18 vs. SF
Losses	1 — 2017	IP	2 — Twice; last, 4/4/18 vs. CLE
ERA	3.86 — 2017	R & ER	3 — Twice; last, 9/1/17 at TEX
IP	58.1 — 2017	BB	3 — 5/11/17 vs. DET
SO	63 — 2017	H	3 — 5 times; last, 4/18/18 vs. BOS



MIDDLETON





HOBY MILNER

#61

BORN: JAN. 13, 1991
BIRTHPLACE: DALLAS, TX
SIGNED THRU: 2020
ACQUIRED: SIGNED TO MINOR LEAGUE CONTRACT, NOV. 20, 2019

OPENING DAY AGE: 29
RESIDES: FORT WORTH, TX
MLB SERVICE: 1 YEAR, 15 DAYS

LHP

HEIGHT: 6-3

WEIGHT: 175

BATS: L

THROWS: L

NON-ROSTER INVITEE

MILNER'S LIFETIME PITCHING RECORD

Year	Club	W-L	ERA	G	GS	CG	GF	SHO SV	IP	H	R	ER	HR	HB	BB	IBB	SO	WP	BK	BAA	
2012	Williamsport	1-0	1.59	2	1	0	0	0	5.2	2	1	1	0	2	2	0	7	0	0	.118	
	Lakewood	6-3	2.59	12	12	0	0	0	62.2	52	21	18	6	1	22	0	47	4	0	.229	
2013	Clearwater	12-7	3.83	26	25	0	0	0	143.1	147	62	61	11	6	39	0	108	6	0	.270	
2014	Reading	10-6	4.21	25	25	1	0	1	0	143.1	146	72	67	25	1	56	0	86	0	.267	
2015	Reading	2-1	3.69	29	2	0	8	0	0	61	61	26	25	6	1	17	0	40	4	.268	
	Clearwater	0-0	0.00	1	1	0	0	0	0	3	2	0	0	0	0	0	0	1	0	.182	
2016	Lehigh Valley	0-1	4.50	11	0	0	4	0	1	16	16	8	8	2	0	3	22	0	0	.258	
	Reading	5-3	1.84	38	0	0	18	0	5	49	41	12	10	3	4	12	2	54	2	.224	
2017	Lehigh Valley	1-2	2.60	22	0	0	9	0	0	27.2	24	8	8	1	2	4	1	27	1	.235	
	PHILADELPHIA	0-0	2.01	37	0	0	5	0	0	31.1	30	7	7	2	4	16	3	22	0	.259	
2018	PHILADELPHIA	0-0	7.71	10	0	0	2	0	0	4.2	6	4	4	1	3	1	4	0	1	.286	
	Lehigh Valley	0-0	2.39	25	0	0	7	0	0	26.1	21	7	7	2	2	14	0	28	3	.219	
	TAMPA BAY	0-0	6.75	4	0	0	1	0	0	2.2	3	4	2	2	0	2	0	4	0	.273	
2019	Durham	1-0	3.77	15	1	0	5	0	2	14.1	14	9	6	1	3	3	0	21	0	.259	
	Durham	3-3	3.06	50	0	0	28	0	12*	61.2	47	25	21	7	2	6	89	2	0	.209	
	TAMPA BAY	0-0	7.36	4	0	0	1	0	0	3.2	4	3	3	0	1	13	0	3	0	.267	
MAJOR TOTALS		0-0	3.40	55	0	0	9	0	0	42.1	43	18	16	5	6	22	4	33	0	.264	
MINOR TOTALS		41-26	3.40	265	67	1	79	1	20	614	573	251	232	64	24	185	6	530	22	0	.250

* led or tied for league lead

- ◆ Hoby (HO-bee) Trey Milner...Signed a minor league contract with **Angels** Nov. 20, 2019.
- ◆ Enters first season with **Angels** in **2020** as a non-roster invitee to spring camp...In 55 MLB outings (42.1 IP, all in relief) with **Rays** and **Phillies**, has a 3.40 ERA (42.1 IP - 16 ER) and .264 BAA (40/141).
- ◆ Began **2019** with Triple-A **Durham**, posting a 3.06 ERA (61.2 IP - 21 ER) and .209 BAA (47/225) with 89 SO before being promoted to **Rays**, Sept. 1 for four games...Missed remainder of the season with a cervical nerve injury.
- ◆ Split **2018** season between Triple-A and Majors with the **Phillies** and **Rays** organizations...Totaled four stints in Majors: Opening Day-April 20 and July 9 with **Phillies** and July 15-20 and Sept. 20 through season's end with **Rays**...Was designated for assignment by Philadelphia July 10 and acquired by Rays for cash considerations on July 14...Made his Rays debut the next day...In 40 Triple-A games (1 start) between **Durham** and **Lehigh Valley**, went 1-0 with a 2.88 ERA (40.2 IP - 13 ER) and 49 strikeouts.
- ◆ On March 24, **2017**, was returned to **Phillies** after being selected by **Indians** in Major League phase of the 2016 Rule 5 Draft...Promoted to big leagues from **Lehigh Valley** June 20 and remained on **Phillies** roster through the end of the season...Made MLB debut with Philadelphia June 24 at Arizona, allowing a run on a bases-loaded HBP in the 6th inning...Made 21 consecutive scoreless appearances from July 29-Sept. 17, the fourth-longest streak of scoreless outings for a **Phillies** reliever since 1908...Held lefties to a .159 avg. (10-for-63).
- ◆ Pitched to a 3.69 ERA (61 IP - 25 ER) in 29 games with Double-A **Reading** in 2015 after also spending entire 2014 campaign with Reading and full 2013 season with Adv.-A **Clearwater**.
- ◆ Twice named an Eastern League Mid-Season All-Star with Double-A **Reading** (2014, 2016)...Twice honored with Pitcher of the Week (8/6/12 with Single-A **Lakewood** and 6/17/13 with Adv.-A **Clearwater**).
- ◆ Originally selected by **Phillies** in seventh round of **2012** First-Year Player Draft...Went 7-3 with 2.50 ERA (68.1 IP - 19 ER) in first pro action that summer in 14 appearances (13 GS) between Single-A **Williamsport** and **Lakewood**.
- ◆ Pitched three seasons for University of Texas at Austin, posting a 17-9 record with four saves, a 2.44 ERA and .214 BAA...Majored in Physical Culture & Sports with a minor in Educational Philosophy.
- ◆ Drafted by **Nationals** in 44th Round of the 2009 First-Year Player Draft out of Paschal High School (Fort Worth, TX), but did not sign, opting to attend college...Also punted/kicked for a high school football season.
- ◆ His father, Brian, was selected by Blue Jays in seventh Round of 1978 Draft and became the first catcher to bypass the minors and play in the Majors since the first amateur draft was held in 1965; played two games with the Blue Jays—his only career Major League action; went on to serve as a hitting coach in Yankees organization (1991-95) and a scout in the Cubs organization (1996-2007).

MILNER



SHOHEI OHTANI

#17

BORN: JULY 5, 1994
BIRTHPLACE: ŌSHŪ, JAPAN
SIGNED THRU: 2020
ACQUIRED: SIGNED AS INTERNATIONAL FREE AGENT, DEC. 9, 2017

OPENING DAY AGE: 25
RESIDES: ŌSHŪ, JAPAN
MLB SERVICE: 2 YEARS

RHP/DH

HEIGHT: 6-4

WEIGHT: 210

BATS: L

THROWS: R

OHTANI'S LIFETIME PITCHING RECORD

Year	Club	W-L	ERA	G	GS	CG	GF	SHO	SV	IP	H	R	ER	HR	HB	BB	IBB	SO	WP	BK	BAA
2013	Nippon-Ham	3-0	4.23	13	11	0	0	0	0	61.2	57	30	29	4	8	33	0	46	2	0	-
2014	Nippon-Ham	11-4	2.61	24	24	3	0	2	0	155.1	125	50	45	7	4	57	0	179	6	1	-
2015	Nippon-Ham	★15-5	2.24★	22	22	5★	0	3★	0	160.2	100	40	40	7	3	46	0	196	9	0	-
2016	Nippon-Ham	10-4	1.86★	21	20	4	0	1	0	140	89	33	29	4	8	45	0	174	6	0	-
2017	Nippon-Ham	3-2	3.20	5	5	1	0	1	0	25.1	13	9	9	2	0	19	0	29	1	0	-
2018	LAA	4-2	3.31	10	10	0	0	0	0	51.2	38	19	19	6	1	22	0	63	5	0	.203
2019	LAA									DID NOT PITCH											
MAJOR TOTALS		4-2	3.31	10	10	0	0	0	0	51.2	38	19	19	6	1	22	0	63	5	0	.203
JAPAN TOTALS		42-15	2.52	85	82	13	0	7	0	543	384	162	152	24	23	200	0	624	24	1	-

★ led or tied for league lead

OHTANI'S LIFETIME PLAYING RECORD

Year	Club	AVG	G	AB	R	H	2B	3B	HR	RBI	SH	SF	HBP	BB	IBB	SO	SB	CS	GDP	SLG	OBP	E
2013	Nippon-Ham	.238	77	189	14	45	15	1	3	20	0	2	1	12	0	64	4	1	3	.376	.284	1
2014	Nippon-Ham	.274	87	212	32	58	17	1	10	31	0	1	0	21	0	48	1	0	4	.505	.338	1
2015	Nippon-Ham	.202	70	109	15	22	4	0	5	17	0	2	0	8	1	43	1	0	1	.376	.252	1
2016	Nippon-Ham	.322	104	323	65	104	18	1	22	67	0	4	1	54	2	98	7	2	7	.588	.416	1
2017	Nippon-Ham	.332	65	202	24	67	16	1	8	31	0	3	2	24	0	63	0	1	0	.540	.403	0
2018	LAA	.285	104	326	59	93	21	2	22	61	0	1	2	37	2	102	10	4	2	.564	.361	0
2019	LAA	.286	106	384	51	110	20	5	18	62	0	4	2	33	1	110	12	3	6	.505	.343	0
MAJOR TOTALS		.286	220	710	110	203	41	7	40	123	0	5	4	70	3	212	22	7	8	.532	.351	0
JAPAN TOTALS		.286	403	1035	150	296	70	4	48	166	0	12	4	119	3	316	13	4	15	.500	.358	4

Disabling Injuries: **2019** — Right elbow UCL injury; disabled March 28 (retro to March 25) - May 7
2018 — Right elbow UCL sprain; disabled June 8 (retro to June 7) - July 3

2019 SEASON

- ◆ Spent second season with the **Angels** serving as the Club's primary DH...Surpassed rookie offensive totals in games, hits, triples, RBI and stolen bases...Led the Club with 12 steals.
- ◆ Joined Hideki Matsui and Tadahito Iguchi as the only Japanese natives to tally multiple 15 home run seasons in the Majors.
- ◆ On June 13th, became the 7th player (8th occurrence) in franchise history to hit for the cycle...First Halo to turn the trick since Mike Trout, May 21, 2013 vs. Seattle...First Japanese-born player in Major League history to hit for the cycle...Had never hit for the cycle in career (including NPB)...Joined Hall of Famer George Sisler (5 wins, 2 cycles) as the only players in the modern era (since 1900) to win multiple games as a pitcher and also hit for the cycle in career.
- ◆ Missed the first 34 games of the season while recovering from Tommy John surgery...Activated from the I.L. May 7th.

CAREER HIGHLIGHTS

- ◆ 2018 American League Rookie of the Year (BBWAA).
- ◆ Named MLB Rookie of the Year by *Baseball America* and A.L. Rookie of the Year by *Baseball Digest*.

DID YOU KNOW?

Shohei Ohtani is the first Halo in franchise history with 15 home runs and 10 stolen bases in each of their first two seasons and became just the 13th player in A.L. history to turn the trick.





- ◆ American League Rookie of the Month for April and September 2018.
- ◆ A.L. Player of the Week for periods ending Apr. 8, 2018 and Sept. 9, 2018.
- ◆ Played in 162nd career game July 16, 2019...According to STATS, is the first player in A.L. history with 35+ home runs and 15+ stolen bases in his first 162 games as a batter.
- ◆ Five-time Nippon Professional Baseball All-Star (2013-17).
- ◆ Named 2016 Pacific League MVP and helped lead Nippon-Ham Fighters to 2016 Pacific League Championship.
- ◆ Three-time winner of a "Best Nine Award" which is awarded annually to best player at each position in both the Central League and Pacific League...He has twice earned the award as a pitcher (2015 & 2016) and also won 2016 award as a designated hitter, becoming first player to receive the award as both a hitter and pitcher.
- ◆ In 2014, became first Japanese player to record 10 wins and hit 10 home runs in a single season...He would accomplish the feat again in 2016.
- ◆ Made Pacific League debut at age 18 after being selected by Fighters in first round of 2012 Nippon Professional Baseball Draft.

SHO OFF

Ohtani's 22 home runs were the most ever by a Japanese-born rookie, surpassing Kenji Johjima's previous record of 18 set in 2006 with Seattle.

SHO TIME

Ohtani's first...

GAME AS POSITION PLAYER	March 29 at OAK	GAME AS STARTING PITCHER	April 1 at OAK
HIT	March 29 at OAK off K. Graveman	STRIKEOUT	April 1 at OAK vs. M. Semien
HOME RUN	April 3 vs. CLE off J. Tomlin	WIN	April 1 at OAK

MAJOR LEAGUE SUMMARY 2018

- ◆ In first season with **Angels**, was named American League Rookie of the Year as voted on by the Baseball Writers' Association of America (BBWAA) after finishing with 137 points in the balloting process, including 25 of 30 first place votes.
- ◆ Became third player in Angels history to earn Rookie of the Year honors, joining Tim Salmon (1993) and Mike Trout (2012)...Became fourth Japanese-born player to win a Rookie of the Year Award in Major Leagues, joining Hideo Nomo (1995), Kazuhiro Sasaki (2000) and Ichiro Suzuki (2001).
- ◆ Named American League Rookie of the Month in April and September.
- ◆ Earned American League Player of the Week honors twice (April 2-8 and Sept. 3-9).
- ◆ Became first player in Major League history to hit 15+ HR and compile 50+ pitching strikeouts in a season.
- ◆ Joined Babe Ruth (1918 & 1919) as the only players since 1900 with 10+ HR and 4+ wins as a pitcher in a single campaign...Ruth is also the only other player to hit 15+ home runs and pitch 50+ innings in a season.
- ◆ Established new home run record for a Japanese-born rookie (previous was 18 by Kenji Johjima in 2006).
- ◆ Is the first player since Jimmy Ryan of the 1888 Chicago White Stockings to record 15+ home runs, 10+ stolen bases and three pitching appearances in a single season.
- ◆ Led all American League rookies with a combined 3.8 fWAR.
- ◆ Became first player to start as a pitcher and a non-pitcher within same season since Rick Rhoden (Yankees) in 1988 (30 starts as pitcher, one as DH). (STATS LLC)..
- ◆ Had the eighth-most popular (4th in A.L.) selling player jersey according to MLB.

HITTING

- ◆ Led A.L. rookies (min. 300 PA) in OPS (.925), on-base percentage (.361), and slugging percentage (.564) and posted the best rates of at-bats per home run (14.82) and RBI (5.34).
- ◆ Became the seventh rookie in American League history to post a .925 OPS with 10 stolen bases in a single season, joining Mike Trout (2012), Mitchell Page (1977), Fred Lynn (1975), Earl Averill (1929), Ben Paschal (1925) and Shoeless Joe Jackson (1911).
- ◆ Is just the second Japanese native with a 20 home run season, joining Hideki Matsui (5 times, once in 2010 with the Angels) and the only native of Japan with a 20 HR/10 SB campaign.
- ◆ Joined Devon White (1987) and Mike Trout (2012) as the only rookies in Club annals with a 20 HR/10 SB rookie campaign.
- ◆ Earned first career win April 1st and then hit a home run in his next start April 3rd...Was the first player to earn a win and then homer in his next start as a non-pitcher since Babe Ruth in 1921.
- ◆ 15 of 22 home runs came after the All-Star break, tied for third most in the A.L...Only rookie in franchise history to hit more homers after the break was Mike Trout in 2012 (18 HR).
- ◆ Collected first hit in first start as a position player, March 29 at Oakland.





PITCHING

- ◆ Set Angels record with 63 strikeouts through first 10 career starts (previous was 56 strikeouts by Bo Belinsky in 1962).
- ◆ Held opponents to an .036 (2/55) batting average against his splitter...Opponents had a swing and miss rate of 55.8% against the splitter and he recorded 35 of 63 strikeouts with the pitch.
- ◆ Became third pitcher all-time with 11-or-more strikeouts in two of first six career games pitched, joining Brooklyn's Karl Spooner (1954) & Cubs' Kerry Wood (1998).
- ◆ Carried perfect game into 7th inning Apr. 8 vs. Oakland in first pitching start at Angel Stadium...Had stretch of 27 consecutive batters retired between starts on Apr. 1 & Apr. 8 (both vs. A's).
- ◆ Had average fastball velocity of 96.7 MPH...Topped 98 MPH with 110 of 396 fastballs, including seven pitches at 100+ MPH.
- ◆ Recorded 57 of 63 (90.5%) strikeouts on a swinging strike three, which was the highest rate in Majors (min. 50 IP)... Among MLB pitchers to make at least five starts, his 35.1% swing and miss rate led the Majors.
- ◆ In five starts in day games, went 4-0 with a 2.18 ERA (33 IP - 8 ER) with 44 strikeouts.
- ◆ Allowed three-or-fewer runs in nine of 10 starts overall.

ANGELS FROM JAPAN

Shigetoshi Hasegawa (1997-2001)
 Hideki Matsui (2010)
 Hisanori Takahashi (2011-12)
 Shohei Ohtani (2018-present)
 Junichi Tazawa (2018)

PACIFIC LEAGUE (JAPAN) SUMMARY

2017

- ◆ In fifth season with **Nippon-Ham Fighters**, posted career-high .332 batting average (67/202).
- ◆ Started All-Star Game for Pacific League as designated hitter.
- ◆ Limited to 65 games at designated hitter and five starts as a pitcher due to an ankle injury.
- ◆ Signed with **Angels** as international free agent, Dec. 9, 2017.
- ◆ Named by *Baseball America* as Angels' top prospect entering 2018 and as #2 prospect in all of baseball.
- ◆ Designated as the #1 prospect in all of baseball by *MLB.com* for the 2018 campaign.

2016

- ◆ Named Pacific League Most Valuable Player and helped lead **Nippon-Ham Fighters** to the Pacific League Championship.
- ◆ Posted a career-best 1.86 ERA (140 IP - 29 ER)...Finished three innings pitched shy of qualifying for league leaders, and would have led Pacific League in ERA for second consecutive season if he qualified...Also registered 174 strikeouts (third-most in league) in his 21 games (20 starts) on the mound.
- ◆ Registered finest season at the plate, batting .322 (104/323) with 18 doubles, 22 home runs and 67 RBI in 104 total games, primarily as a designated hitter.
- ◆ Honored with Best Nine Award as a pitcher and as a designated hitter.
- ◆ Started at designated hitter for Pacific League in All-Star Game and earned MVP honors after going 3-for-4 with two runs scored and two RBI.

2015

- ◆ In third season with **Nippon-Ham Fighters**, was selected to start All-Star Game as a pitcher for second consecutive season.
- ◆ Finished year leading Pacific League in wins (15), ERA (2.24), complete games (five) and shutouts (three)...Ranked second in league in strikeouts (196).
- ◆ Earned first Best Nine Award as top pitcher in Pacific League.
- ◆ Finished third in MVP voting behind Yuki Yanagita and Shogo Akiyama...Was a finalist for the Sawamura Award, given annually to top pitcher in Pacific and Central Leagues.
- ◆ Along with catcher, Shota Ono, earned Pacific League Battery Award.

2014

- ◆ With **Nippon-Ham Fighters**, became first Japanese player to reach double digits in both home runs (10) and wins (11).
- ◆ Became first pitcher drafted out of high school to notch two shutout victories within his first two years in NPB since Yu Darvish.
- ◆ Was starting pitcher for Pacific League in All-Star Game and established record for fastest pitch (101 mph) thrown by a Japanese pitcher.

2013

- ◆ Made Pacific League debut at age 18 with **Nippon-Ham Fighters** Mar. 29, 2013 on Opening Day as a right fielder.
- ◆ Became first NPB pitcher since Takao Kajimoto in 1963 to bat 3rd, 4th or 5th in the order and first rookie hurler to do so since Junzo Sekine in 1950.
- ◆ Voted by fans into All-Star Game.

OHTANI





- ◆ Finished second in NPB Rookie of the Year Award voting, behind Takahiro Norimoto.
- ◆ Led Fighters with 51 games played in right field and also made 11 starts as a pitcher.
- ◆ Briefly missed time during year with a right ankle sprain and right cheekbone fracture.

NOTABLE PACIFIC LEAGUE AWARDS AND HONORS

- ◆ **2017** Nippon Professional Baseball All-Star.
- ◆ **2016** Pacific League Most Valuable Player...Nippon Professional Baseball All-Star...Designated Hitter Best Nine Award...Pitcher Best Nine Award.
- ◆ **2015** Nippon Professional Baseball All-Star...Pitcher Best Nine Award...WBSC Player of the Year...Pacific League Battery Award.
- ◆ **2014** Nippon Professional Baseball All-Star.
- ◆ **2013** Nippon Professional Baseball All-Star.

CAREER TRANSACTIONS

- ◆ Oct. 25, 2012...Selected by **Nippon-Ham Fighters** in first round of 2012 Nippon Professional Baseball Draft.
- ◆ Dec. 10, 2017...Signed by **Angels** as international free agent.

PERSONAL/MISC

- ◆ Shohei Ohtani.
- ◆ Father, Toru, played baseball for a semipro team sponsored by the local Mitsubishi plant in Ōshū, Japan...Mother, Kayoko, was a competitive badminton player.
- ◆ In Dec. 2017, a limited edition Ohtani baseball card sold 17,323 copies in 24 hours, setting a new Topps Now record.
- ◆ Featured in a segment on "60 Minutes" on CBS in 2017.
- ◆ Was on 28-man roster for Japan's team at 2017 World Baseball Classic, but withdrew due to an ankle injury.
- ◆ Played for Japanese National Team in 2015 Premier 12...During start against eventual champion South Korea, carried a no-hitter into 7th inning...Named All-Star starting pitcher for the event.
- ◆ Following 2014 season, selected to Japanese national team, Samurai Japan, and participated in All-Star Series against a team of Major League All-Stars...Was starting pitcher Nov. 18, 2014 at Sapporo Dome, opposing Angels RHP Matt Shoemaker, who started for MLB.
- ◆ Wore jersey number 11 with Fighters, previously worn by Yu Darvish.
- ◆ Attended Hanamaki Higashi High School in Iwate Prefecture...Participated in National High School Baseball Championship in 2011 and National High School Baseball Invitational Tournament in 2012.
- ◆ Favorite hitter is Hideki Matsui and favorite pitcher is Yu Darvish.
- ◆ "Sho" from his given name comes from a soaring image of the military commander Minamoto no Yoshitsune (1159-1189), who is associated with the Ōshū and Hiraizumi areas, while "hei" comes from a reading of the first kanji character used in the name "Hiraizumi."

MISCELLANEOUS STATS

TWO-HR GAMES (3)

June 30, 2019 vs. Oakland

Sept. 5, 2018 at Texas

Aug. 3, 2018 vs. Cleveland

CAREER FIELDING

POS	PCT	G	PO	A	E	TC	DP
P	1.000	10	1	6	0	7	1

OHTANI'S BATTING CAREER HIGHS

	SEASON		GAME
AVG	.286 — 2019	H	4 — 3 times; last, 6/13/19 at TB
H	110 — 2019	HR	2 — 3 times; last, 6/30/19 vs. OAK
R	59 — 2018	R	4 — 9/5/18 at TEX
2B	21 — 2018	2B	2 — 3 times; last, 7/3/19 at TEX
HR	22 — 2018	RBI	5 — 9/7/19 at CWS
RBI	62 — 2019	SB	1 — 22 times; last, 9/7/19 at CWS
SB	12 — 2019	Hit Streak	11 — Aug. 10-20, 2019

OHTANI






OHTANI'S PITCHING CAREER HIGHS

	SEASON		GAME
Wins	4 — 2018	SO	12 — 4/8/18 vs. OAK
Losses	2 — 2018	IP	7.2 — 5/20/18 vs. TB
ERA	3.31 — 2018	R & ER	4 — 4/24/18 at HOU
IP	51.2 — 2018	BB	5 — 4/24/18 at HOU
SO	63 — 2018	H	6 — 3 times; last, 5/20/18 vs. TB

IPPEI MIZUHARA

Ippei Mizuhara is in his third season with the Angels as an interpreter. Born in Konai, Japan, he grew up in Diamond Bar, CA, attending Diamond Bar High School and graduating from the University of California - Riverside in 2007. Mizuhara served as an interpreter for Hideki Okajima during Yankees Spring Training in 2012 before joining the Nippon-Ham Fighters in 2013 to translate for English-speaking players. In his five seasons with the Fighters, he worked with several players to also appear in the Majors, including: Jeremy Hermida, Chris Martin, Micah Hoffpauir, Anthony Bass and Luis Mendoza. Ippei and his wife, Naomi, were married on July 17, 2018 and reside in Tokyo in the offseason.



OHTANI





2020 LOS ANGELES ANGELS

FÉLIX PEÑA

#64

BORN: FEB 25, 1990

BIRTHPLACE: SAN PEDRO DE MACORIS, D.R.

SIGNED THRU: 2020

ACQUIRED: FROM CUBS FOR CASH CONSIDERATIONS OR A PTBNL, OCT. 9, 2017

OPENING DAY AGE: 30

RESIDES: SAN PEDRO DE MACORIS, D.R.

MLB SERVICE: 2 YEARS, 79 DAYS



RHP

HEIGHT: 6-2

WEIGHT: 220

BATS: R

THROWS: R

PEÑA'S LIFETIME PITCHING RECORD

Year	Club	W-L	ERA	G	GS	CG	GF	SHO	SV	IP	H	R	ER	HR	HB	BB	IBB	SO	WP	BK	BAA
2009	Cubs 2 (DSL)	1-4	3.58	14	6	0	3	0	0	50.1	53	30	20	2	4	15	0	38	7	0	.266
2010	Cubs 1 (DSL)	1-2	1.17	20	1	0	6	0	2	46.1	36	11	6	1	0	9	2	38	3	1	.216
2011	Cubs (AZL)	3-2	6.92	17	0	0	9	0	1	39	48	35	30	8	3	9	0	32	6	1	.296
2012	Peoria	0-0	4.50	6	0	0	1	0	0	10	9	5	5	1	0	5	0	10	1	0	.237
	Boise	4-2	3.43	15	6	0	1	0	0	63	60	33	24	5	2	22	0	42	4	0	.243
2013	Kane County	4-7	3.92	21	17	1	1	0	1	103.1	102	57	45	5	7	32	0	77	8	0	.257
2014	Daytona	4-6	3.19	19	19	1	0	0	0	96	88	43	34	6	4	34	0	76	6	0	.240
	Tennessee	2-4	7.48	6	6	0	0	0	0	27.2	30	23	23	5	2	17	0	26	1	0	.294
2015	Tennessee	7-8	3.75	25	23	1	1	0	0	129.2	111	60	54	10	5	49	1	140	12	5	.231
2016	Iowa	3-4	3.41	36	0	0	10	0	3	63.1	46	24	24	4	2	23	3	81	1	0	.203
	CHICAGO (N.L.)	0-0	4.00	11	0	0	2	0	1	9	5	4	4	1	0	3	1	13	1	0	.156
2017	Iowa	2-1	5.54	24	0	0	8	0	6	39	42	24	24	6	4	14	3	46	1	0	.280
	CHICAGO (N.L.)	1-0	5.24	25	0	0	15	0	0	34.1	35	21	20	8	2	18	1	37	3	0	.259
2018	Salt Lake	1-2	3.51	10	9	0	0	0	0	33.1	30	14	13	2	5	16	0	38	1	2	.250
	LAA	3-5	4.18	19	17	0	1	0	0	92.2	87	45	43	12	4	28	0	85	7	0	.247
2019	LAA	8-3	4.58	22	7	0	1	0	0	96.1	80	56	49	16	6	34	0	101	8	0	.219
MAJOR TOTALS		12-8	4.49	77	24	0	19	0	1	232.1	207	126	116	37	12	83	2	236	19	0	.234
ANGELS TOTALS		11-8	4.38	41	24	0	2	0	0	189	167	101	92	28	10	62	0	186	15	0	.233
N.L. TOTALS		1-0	4.98	36	0	0	17	0	1	43.1	40	25	24	9	2	21	2	50	4	0	.240
MINOR TOTALS		32-42	3.88	213	87	3	40	0	13	701	655	359	302	55	38	245	9	644	51	9	.247

Disabling Injuries: 2019 — Torn ACL; disabled Aug. 4 - end of season

2019 SEASON

- ◆ In first full Major League season with **Angels**, set career highs in wins (led Angels staff), innings pitched and strikeouts.
- ◆ Was Angels primary pitcher in 21 of 22 appearances (followed an Opener 14 times + seven starts)...Went 8-1 with a 4.32 ERA (66.2 IP – 32 ER), 74 strikeouts and 22 walks in games following Openers.
- ◆ Earned win July 12 vs. Seattle, after tossing final seven innings of Angels combined no-hitter (Taylor Cole pitched first two innings), allowing just one walk with six strikeouts...The 7.0 IP matched his career high...Longest no-hit relief appearance in Angels history (previous was 6.1 innings of no-hit relief by Clyde Wright, Aug. 20, 1968 vs. BAL)...11th official no-hitter in Angels history...13th combined no-hitter in Major League history (second by Angels; also Mark Langston/Mike Witt on April 11, 1990 vs. SEA).
- ◆ Became first A.L. player to have two games in a season with 7+ strikeouts and zero walks as a reliever since Baltimore's Moe Drabowsky in 1966...One of three pitchers since 1908 with four games in a season of 7+ strikeouts in relief, joining Melido Perez (1991 White Sox) and Dick Radatz (1963 Red Sox).
- ◆ Ranked fourth in Majors (led A.L.) with a .181 (35/193) batting average against right-handers (min. 200 batters faced)...Was seventh in A.L. (min. 400 batters faced) with a .219 (56/366) batting average against for the season.

MAJOR LEAGUE SUMMARY

2018

- ◆ Ranked fourth among all **Angels** pitchers in starts and innings pitched and was sixth in strikeouts.
- ◆ Began year with Triple-A **Salt Lake** and pitched primarily as a starter for first time since 2015 season.
- ◆ Appeared in 10 games (nine starts) for Bees across three stints in Triple-A.
- ◆ Had two promotions to Angels for one game relief stints Apr. 8 and May 17 before receiving third and final Major League call-up June 15...Did not allow a run in last 10.2 innings pitched for Salt Lake.
- ◆ Made first Major League start June 19 vs. Arizona (ND; 4 IP, 2 H, 1 ER, 3 BB, 6 SO) and remained in Angels rotation for remainder of season.
- ◆ In first six starts after joining rotation, pitched to a 2.73 ERA (29.2 IP – 9 ER) and allowed three-or-fewer runs in

PEÑA



all six outings.

- ◆ Earned first win as a starter June 29 at Baltimore after working 5.1 scoreless innings, exactly one year after earning first win in relief for Cubs June 29, 2017 at Washington.
- ◆ Carried no-hitter into 6th inning of start on Aug. 4 at Cleveland before it was broken up on solo home run by Leonys Martin leading off inning.
- ◆ Set career high with 12 strikeouts Aug. 21 at Arizona across six innings pitched...Marked fifth time in Angels history a pitcher recorded 12+ strikeouts in six-or-fewer innings, joining Nolan Ryan, Kelvim Escobar, John Lackey and Zack Greinke.
- ◆ Set or equaled single-game career high in innings pitched in seven straight starts from Aug. 4 – Sept. 7...Pitched at least six innings in seven of last eight starts after never having reached six innings prior to that span.
- ◆ Received two-or-fewer runs of support (while he was in game) in 10 of final 14 starts.

2017

- ◆ Opened year with Triple-A **Iowa** and pitched to a 1.86 ERA (9.2 IP - 2 ER) in eight games before being called up by **Cubs** May 5 for first of five stints with Chicago for the season.
- ◆ Earned first Major League win June 29 at Washington after working one scoreless inning.
- ◆ Worked more than one inning in 10 of 25 appearances for Cubs, which ranked fourth on Chicago's relief staff.
- ◆ Pitched career-high 3.2 inning May 6 vs. New York (A.L.) after entering in relief of Brett Anderson in first inning.

2016

- ◆ Began season and pitched majority of year with Triple-A **Iowa**, totaling 36 relief appearances before receiving first big league promotion Aug. 19.
- ◆ Made Major League debut with **Cubs**, Aug. 19 at Colorado (1 IP, 2 SO).
- ◆ Did not allow a run in nine of 11 outings for Chicago, including six straight (6 IP) Aug. 29-Sept. 16.
- ◆ Earned first career save Sept. 27 at Pittsburgh.

POSTSEASON SUMMARY

- ◆ Was not selected to **Cubs** postseason rosters following the **2016** and **2017** seasons.

NOTABLE MINOR LEAGUE AWARDS AND HONORS

- ◆ **2015** Midwest League Mid-Season All-Star.
- ◆ **2014** Florida State League Mid-Season All-Star.
- ◆ **2013** Southern League Mid-Season All-Star.

CAREER TRANSACTIONS

- ◆ Mar. 9, 2009...Signed by **Cubs** as non-drafted free agent.
- ◆ Oct. 9, 2017...Acquired by **Angels** from **Cubs** for cash considerations or a player to be named later.

PERSONAL/MISC

- ◆ Félix Ricardo Peña.
- ◆ Visited students at Lincoln Elementary School in Santa Ana, April 22, 2019 as part of Angels Adopt-A-School program with AM830 host Roger Lodge and members of the Angels Strike Force.
- ◆ Signed autographs for fans at 2019 Fiesta Angels prior to June 8, 2019 game vs. Seattle.
- ◆ Played for Estrellas de Oriente in Dominican Winter League during 2015-16 offseason.
- ◆ Originally signed by Cubs scouts Jose Serra and Mario Encarnacion.

MAJOR LEAGUE HITTING TOTALS

AVG	AB	H	HR	RBI
.000	11	0	0	0

CAREER FIELDING

POS	PCT	G	PO	A	E	TC	DP
P	.923	77	13	23	3	39	2

PEÑA'S CAREER HIGHS

SEASON		GAME	
Wins	8 — 2019	SO	12 — 8/21/18 at ARI
Losses	5 — 2018	IP	7 — 5 times; last, 7/12/19 vs. SEA
ERA	4.18 — 2018	R & ER	8 — 7/17/19 vs. HOU
IP	96.1 — 2019	BB	4 — Twice; last, 6/28/19 vs. OAK
SO	101 — 2019	H	9 — 7/17/19 vs. HOU





2020 LOS ANGELES ANGELS



DILLON PETERS

#52

BORN: AUG. 31, 1992**BIRTHPLACE:** INDIANAPOLIS, IN**SIGNED THRU:** 2020**ACQUIRED:** FROM MIAMI FOR RHP TYLER STEVENS, NOV. 21, 2018**OPENING DAY AGE:** 27**RESIDES:** NOBLESVILLE, IN**MLB SERVICE:** 144 DAYS**LHP****HEIGHT:** 5-11**WEIGHT:** 190**BATS:** L**THROWS:** L

PETERS' LIFETIME PITCHING RECORD

Year	Club	W-L	ERA	G	GS	CG	GF	SHO	SV	IP	H	R	ER	HR	HB	BB	IBB	SO	WP	BK	BAA
2015	Marlins (GCL)	1-1	0.68	4	4	0	0	0	0	13.1	10	4	1	0	1	3	0	13	0	0	.217
	Batavia	0-3	4.83	7	7	0	0	0	0	31.2	40	25	17	2	0	10	0	27	1	1	.299
2016	Jupiter	11-6	2.46	20	20	0	0	0	0	106	102	32	29	2	9	16	0	89	3	0	.253
	Jacksonville	3-0	1.99	4	4	0	0	0	0	22.2	17	5	2	0	0	4	0	16	2	0	.205
2017	Jacksonville	6-2	1.97	9	9	0	0	0	0	45.2	33	11	10	1	3	11	0	40	6	0	.200
	Marlins (GCL)	0-1	1.35	2	2	0	0	0	0	6.2	3	3	1	0	1	4	0	6	1	0	.130
2018	Jupiter	1-0	0.00	2	2	0	0	0	0	10.2	5	0	0	0	1	2	0	9	0	0	.139
	MIAMI	1-2	5.17	6	6	0	0	0	0	31.1	32	18	18	3	2	19	1	27	3	0	.271
2019	MIAMI	2-2	7.16	7	5	0	2	0	0	27.2	34	22	4	1	15	0	17	3	0	0	.306
	New Orleans	6-7	5.61	19	19	0	0	0	0	102.2	129	69	64	15	5	29	0	85	1	2	.312
2019	Salt Lake	4-1	6.47	13	11	0	1	0	0	57	74	44	41	11	1	17	0	55	3	1	.316
	LAA	4-4	5.38	17	12	12	1	0	0	72	85	50	43	18	5	26	1	55	1	2	.290
MAJOR TOTALS		7-8	5.70	30	23	0	3	0	0	131	151	90	83	25	8	60	2	99	7	2	.289
MINOR TOTALS		32-21	3.81	80	78	0	1	0	0	396.1	413	193	168	33	21	96	0	340	17	4	.269

2019 SEASON

- ◆ Appeared in 17 Major League games (12 starts) in first season in **Angels** organization...Set new career highs in every major pitching category across four big league stints.
- ◆ Made Angels debut Apr. 16 at Texas after opening season with Triple-A **Salt Lake**...Totaled 13 games (11 starts) in three stints with Bees.
- ◆ Tossed 7.2 innings Aug. 2 at Cleveland as Angels primary pitcher after Taylor Cole opened...Marked longest outing of career and second-longest appearance for an Angels pitcher in 2019...His 7.2 IP were most in a game for any Angels relief pitcher since Gary Ross (7.2 IP) June 30, 1976 at White Sox.
- ◆ Allowed three-or-fewer earned runs in 13 of 17 appearances for Angels.
- ◆ Held opponents to a .268 (45/168) average against off-speed pitches, compared with a .320 (40/125) average against his four-seamer.
- ◆ Opponents hit .378 (28/74) against his first 25 pitches of an appearance but held batters to a .260 average (57/219) after reaching his 26th pitch of an outing.

MAJOR LEAGUE SUMMARY

2018

- ◆ Made first career Opening Day roster with **Marlins**...Earned win in season debut Apr. 1 vs. Cubs after tossing six shutout innings.
- ◆ Optioned to Triple-A **New Orleans**, May 3 and would spend majority of season with Baby Cakes.
- ◆ Only other Major League appearance came July 5 at Washington with two innings pitched in relief.
- ◆ Fanned career-high 12 batters Aug. 29 vs. Nashville, while pitching career-high eight scoreless innings.
- ◆ Finished season with New Orleans on a four-game winning streak.

2017

- ◆ Made Major League debut with **Marlins** Sept. 1 vs. Philadelphia...Tied Club record for innings pitched (7) in an MLB debut, joining Justin Nicolino (June 20, 2015) and Brad Penny (April 7, 2000)...Also tied Marlins mark for most strikeouts (8) in an MLB debut, joining José Fernández (April 7, 2013).
- ◆ In debut, infielder Brian Anderson also started and made MLB debut, marking fourth time that two Marlins started MLB debut together, joining: Justin Bour & J.T. Realmuto (June 5, 2014 at TB), Christian Yelich & Jake Marisnick (July 23, 2013 at COL), and Dan Uggla & Eric Reed (April 3, 2006 at HOU). (STATS LLC)
- ◆ Had 14 strikeouts over first two career starts, tying Dontrelle Willis for the third-most in Marlins history over a pitcher's first two career starts.





- ◆ Earned first career win in final start, Sept. 28 vs. Atlanta.
- ◆ Began season with Double-A **Jacksonville** and missed over two months on minor league disabled list with a broken left thumb (line drive) suffered in third start of year Apr. 17 at Pensacola.

NOTABLE MINOR LEAGUE AWARDS AND HONORS

- ◆ **2017** *MiLB.com* Organization All-Star.
- ◆ **2016** Florida State League Post-Season All-Star...*MiLB.com* Organization All-Star.

CAREER TRANSACTIONS

- ◆ June 7, 2011...Selected by **Indians** in 20th round of First-Year Player Draft (did not sign).
- ◆ June 6, 2014...Selected by **Marlins** in 10th round of First-Year Player Draft (signed July 18, 2014).
- ◆ Nov. 21, 2018...Acquired by **Angels** from **Marlins** in exchange for RHP Tyler Stevens.

PERSONAL/MISC

- ◆ Dillon James Peters...On Twitter: @Dillypickz.
- ◆ Visited patients at CHOC Children's in August 2019 alongside teammates Taylor Cole and Ty Buttrey.
- ◆ Attended Cathedral HS (IN)...Indiana All-State in 2009 & 2010...2010 Indiana Super Team Player of the Year...Went 12-1 with a 0.63 ERA and 154 strikeouts in 89.1 innings as a senior.
- ◆ Attended University of Texas...Junior season and college career were cut short by Tommy John surgery following 2014 Big 12 Tournament...Was 7-3 with a 2.13 ERA as a junior for Longhorns and 6-3 with a 1.97 ERA as a sophomore...Tossed seven innings in a combined no-hitter against Kansas State, May 16, 2014.
- ◆ Originally signed by Marlins scout Ryan Wardinsky.

MAJOR LEAGUE HITTING TOTALS

AVG	AB	H	HR	RBI
.063	16	1	0	0

CAREER FIELDING

POS	PCT	G	PO	A	E	TC	DP
P	1.000	30	9	21	0	30	4

PETERS' CAREER HIGHS

SEASON		GAME	
Wins	4 — 2019	SO	8 — Twice; last, 8/8/19 at BOS
Losses	4 — 2019	IP	7.2 — 8/2/19 at CLE
ERA	5.38 — 2019	R & ER	9 — 4/7/18 at PHI
IP	72 — 2019	BB	5 — 4/19/18 at MIL
SO	55 — 2019	H	9 — 4/7/18 at PHI



PETERS





2020 LOS ANGELES ANGELS

KEINNER PIÑA

#96

BORN: FEBRUARY 12, 1997

OPENING DAY AGE: 23

BIRTHPLACE: BARQUISIMETO, VZ

RESIDES: BARQUISIMETO, VZ

SIGNED THRU: 2020

ACQUIRED: SIGNED AS INTERNATIONAL FREE AGENT, OCT. 17, 2013



C

HEIGHT: 5-10

WEIGHT: 175

BATS: R

THROWS: R

NON-ROSTER INVITEE

PIÑA'S LIFETIME PLAYING RECORD

Year	Club	AVG	G	AB	R	H	2B	3B	HR	RBI	SH	SF	HBP	BB	IBB	SO	SB	CS	GDP	SLG	OBP	E
2014	— Angels (DSL)	.214	47	154	19	33	1	0	0	14	1	1	7	31	1	34	8	9	3	.221	.368	2
2015	— Angels (DSL)	.246	35	122	15	30	2	1	0	13	0	1	1	21	0	21	7	4	1	.279	.259	6
	— Angels (AZL)	.108	12	37	4	4	0	0	0	2	1	1	0	3	0	10	0	1	3	.108	.171	1
2016	— Angels (AZL)	.296	37	142	19	42	4	1	0	17	0	1	1	12	0	26	5	2	5	.338	.353	3
	— Orem	.250	3	12	0	3	0	0	0	2	0	0	0	1	0	4	0	0	0	.250	.308	2
2017	— Orem	.292	48	185	34	54	7	0	0	33	0	3	8	23	0	19	1	0	4	.330	.388	1
2018	— Burlington	.256	82	313	26	80	8	2	0	36	2	3	4	20	0	72	3	0	6	.294	.306	8
2019	— Inland Empire	.173	16	52	1	9	1	0	0	1	0	0	1	7	2	10	0	0	4	.192	.283	1
	— Burlington	.228	32	114	7	26	3	0	1	13	0	3	1	9	0	28	0	0	4	.281	.283	4
MINOR TOTALS		.248	312	1131	125	281	26	4	1	131	4	13	23	127	3	224	24	16	30	.281	.333	27

- ◆ Keinner (KAY-ner) José Piña (PEEN-yuh)...Signed by **Angels** scouts Carlos Ramirez and Lebi Ochoa.
- ◆ **2020** marks seventh pro season and second straight MLB spring camp invitation.
- ◆ Has thrown out 40% of base stealers in minor league career (161 of 406)...Owns .989 career fielding pct. behind plate (27 E/2537 TC)...Has also appeared in 15 career games at first base.
- ◆ Started **2019** with Adv.-A **Inland Empire**, notching two multi-hit games in 15 starts...Played his remaining 32 games of the season with Single-A **Burlington** in Midwest League, tallying five multi-hit performances...Blasted his first professional home run in Peoria on June 15, a fifth-inning solo blast to left-center field...Served as the team's cleanup hitter for five games...Caught 10-inning combined no-hitter vs. Beloit on Aug. 27, for which he received the game ball from pitching coach Jonathan Van Eaton.
- ◆ For **2018** campaign, played career-high 82 games at **Burlington**...Led Midwest League in caught stealing percentage, throwing out nearly half of base stealers (49.5%; 48 of 97)...Batted .245 (47/192) over first three months of season (50 games) and hit .282 (33/117) over final two months (32 games)...Established career highs in hits (80), doubles (8), triples (2), and RBI (36).
- ◆ In **2017**, hit .292 (54/185) in 48 games with Rookie-Level **Orem**...Hit .324 (23/71) and reached base at a .435 clip in 18 games in July...Batted No. 5 in lineup 45 of 48 games...Established a career best with a .388 OBP...Laced walk-off single to right field in bottom of ninth against Grand Junction on July 1...Committed just one error in 433 total chances to lead Pioneer League catchers in fielding percentage (.998)...Threw out 26 of 53 (49%) would-be base stealers to lead league.
- ◆ Hit .296 (42/142) in 37 games for the Rookie-Level **AZL Angels** in **2016**...Logged 13 multi-hit games, including a career-high four hits July 21 vs. the AZL Diamondbacks...Threw out 20 of 56 base stealers (36%)...Was named Angels Organizational Defensive Player of the Month for two consecutive months (July & August).
- ◆ In **2015**, played 35 of 47 games with the Rookie-Level **DSL Angels**, hitting .246 with 15 runs, 13 RBI, 21 BB, and seven stolen bases...Had nine multi-hit games in the DSL, including a 3-game multi-hit streak from June 9-11, in which he went 6-for-10...Threw out 42% of attempted DSL base stealers (18 of 43) in 23 appearances behind the plate...Batted No. 2, 3, or 4 in lineup in 31 of 35 contests.
- ◆ In **2014**, began pro career with **DSL Angels**, knocking in 14 runs and stealing eight bases in 47 games...Threw out 40% of attempted base stealers (23 of 58)...Made 30 starts at C and four at 1B...Posted a .993 fielding percentage behind the plate.

PIÑA





#5



ALBERT PUJOLS

BORN: JAN. 16, 1980
BIRTHPLACE: SANTO DOMINGO, DR
SIGNED THRU: 2021
ACQUIRED: SIGNED AS MAJOR LEAGUE FREE AGENT, DEC. 10, 2011
MARRIED: DEIDRE JAN. 1, 2000
CHILDREN: ISABELLA, SOPHIA, ESTER, ALBERTO JR. (A.J.), & EZRA

OPENING DAY AGE: 40
RESIDES: ST. LOUIS COUNTY, MO
MLB SERVICE: 19 YEARS

INF

HEIGHT: 6-3 **WEIGHT:** 235 **BATS:** R **THROWS:** R

PUJOLS' LIFETIME PLAYING RECORD

Year	Club	AVG	G	AB	R	H	2B	3B	HR	RBI	SH	SF	HBP	BB	IBB	SO	SB	CS	GDP	SLG	OBP	E
2000	— Peoria	.324	109	395	62	128	32	6	17	84	0	2	5	38	7	37	2	4	10	.565★	.389	19
	Potomac	.284	21	81	11	23	8	1	2	10	1	0	0	7	0	8	1	1	3	.481	.341	3
	Memphis	.214	3	14	1	3	1	0	0	2	0	0	0	1	0	2	1	0	0	.286	.287	0
2001	— ST. LOUIS	.329	161	590	112	194	47	4	37	130	1	7	9	69	6	93	1	3	21	.610	.403	20
2002	— ST. LOUIS	.314	157	590	118	185	40	2	34	127	0	4	9	72	13	69	2	4	20	.561	.394	11
2003	— ST. LOUIS	.359★	157	591	137★	212★	51★	1	43	124	0	5	10	79	12	65	5	1	13	.667	.439	4
2004	— ST. LOUIS	.331	154	592	133★	196	51	2	46	123	0	9	7	84	12	52	5	5	21	.657	.415	10
2005	— ST. LOUIS	.330	161	591	129★	195	38	2	41	117	0	3	9	97	27★	65	16	2	19	.609	.430	14
2006	— ST. LOUIS	.331	143	535	119	177	33	1	49	137	0	3	4	92	28★	50	7	2	20	.671★	.431★	6
2007	— ST. LOUIS	.327	158	565	99	185	38	1	32	103	0	8	7	99	22	58	2	6	27★	.568	.429	8
2008	— ST. LOUIS	.357	148	524	100	187	44	0	37	116	0	8	5	104	34★	54	7	3	16	.653★	.462	6
2009	— ST. LOUIS	.327	160	568	124★	186	45	1	47★	135	0	8	9	115	44★	64	16	4	23	.658★	.443	13
2010	— ST. LOUIS	.312	159	587	115★	183	39	1	42★	118★	0	6	4	103	38★	76	14	4	23	.596	.414	4
2011	— ST. LOUIS	.299	147	579	105	173	29	0	37	99	0	7	4	61	15	58	9	1	29★	.541	.366	14
2012	— LAA	.285	154	607	85	173	50	0	30	105	0	6	5	52	16	76	8	1	19	.516	.343	7
2013	— LAA	.258	99	391	49	101	19	0	17	64	0	7	5	40	8	55	1	1	18	.437	.330	3
2014	— LAA	.272	159	633	89	172	37	1	28	105	0	9	5	48	11	71	5	1	28★	.466	.324	3
2015	— LAA	.244	157	602	85	147	22	0	40	95	0	3	6	50	10	72	5	3	15	.480	.307	5
2016	— LAA	.268	152	593	71	159	19	0	31	119	0	6	2	49	6	75	4	0	24	.457	.323	2
2017	— LAA	.241	149	593	53	143	17	0	23	101	0	4	2	37	5	93	3	0	26	.386	.286	3
2018	— LAA	.245	117	465	50	114	20	0	19	64	0	3	2	28	3	65	1	0	12	.411	.289	4
2019	— LAA	.244	131	491	55	120	22	0	23	93	0	8	3	43	1	68	3	0	21	.430	.305	5
MAJOR TOTALS		.300	2823	10687	1828	3202	661	16	656	2075	1	114	107	1322	311	1279	114	41	395	.549	.379	142
A.L. TOTALS		.258	1118	4375	537	1129	206	1	211	745	0	46	30	347	60	575	84	6	163	.450	.420	29
N.L. TOTALS		.328	1705	6312	1291	2073	455	15	445	1329	1	68	77	975	251	704	84	35	232	.617	.420	110
MINOR TOTALS		.314	133	490	74	154	41	7	19	96	1	2	5	46	7	47	4	5	13	.543	.378	22

★ led or tied for league lead

Disabling Injuries: **2018** — Left knee inflammation; disabled July 13-23.
 Left knee surgery; disabled Aug. 30 (retro to Aug. 29) - end of season.
2013 — Partially torn plantar fascia in left foot; disabled July 28 (retro to July 27) - end of season.
2011 — Fractured left radius at the wrist; disabled June 20-July 4.
2008 — Left calf strain; disabled June 11-25.
2006 — Right oblique strain; disabled June 4-21.

2019 SEASON

- ◆ In 19th big league season, saw an increase over 2018 numbers in nearly every offensive category including hits, doubles, home runs, RBI, walks, runs, games, slugging and OBP.
- ◆ Drove in 2,000th career RBI May 9th...According to Elias, is just the third player ever to reach the 2,000 RBI plateau, joining Hank Aaron (2,297) and Alex Rodriguez (2,086).
- ◆ Hit on June 20th marked the 3,167th of career, passing Adrian Beltre for 15th all-time and establishing a new record for hits by a foreign-born player.
- ◆ Notched 200th home run as a Halo on June 20th...Became the sixth player all time to record at least 200 home runs with multiple teams.
- ◆ Tallied 100th home run at Angel Stadium on July 27, 2019 and joined Frank Robinson and Mark McGwire as the only players to tally 100 homers at a ballpark in both leagues.

FIVE GUYS

Most 20+ homer campaigns

PLAYER	SEASONS
HANK AARON	20
BARRY BONDS	19
FRANK ROBINSON	17
WILLIE MAYS	17
ALBERT PUJOLS	17





CAREER HIGHLIGHTS

- ◆ A three-time National League MVP (2005; 2008-09) - one of five N.L. players all-time to win award three times or more (also Barry Bonds, Mike Schmidt, Roy Campanella and Stan Musial)...Finished in top five in N.L. MVP voting in each of his first six seasons (finished second on four occasions).
- ◆ After 19 seasons, is batting .300 (3,202/10,687) with 656 home runs, 2,075 RBI and a .921 OPS...Since rookie campaign in 2001, leads MLB in home runs (1,828), hits, doubles (661), RBI, walks (1,322), total bases (5,461) & runs (1,723).
- ◆ Enters the 2020 season as the Majors' active hits, home runs, doubles, RBI and games played leader...Among MLB actives, ranks (min. 6,000 PA) first in slugging, fourth in OBP and fourth in average.

FOUR OF A KIND

PLAYER	HITS	HOME RUNS
HANK AARON	3,771	755
WILLIE MAYS	3,283	660
ALEX RODRIGUEZ	3,115	696
ALBERT PUJOLS	3,082	633

HITS

- ◆ Tallied 3,000th career hit May 4, 2018 at Safeco Field... Became the 32nd player all-time with 3,000 hits, the sixth foreign-born player to accomplish the feat and the second player to do so in an Angels uniform (Rod Carew in 1985)...Joined Adrián Beltré as the only natives of the Dominican Republic to reach the 3,000-hit plateau...For more info, see 2018 Season Summary.
- ◆ Passed Adrián Beltré (3,166) on June 20, 2019 for 15th all-time and established a new record for hits by a foreign-born player.
- ◆ With 1,000th career hit as an Angel on Aug. 10, 2018, joined Dave Winfield, Frank Robinson, Vladimir Guerrero, Fred McGriff, Carlos Lee, Orlando Cabrera, Carlos Beltran & Alfonso Soriano as one of nine players to amass 1,000 hits in both the A.L. and N.L.

ALBERT, ALL-TIME

Albert Pujols ranks among the all-time MLB leaders in several categories...

- 656 Home Runs (6th)
- 661 Doubles (7th - ELIAS)
- 1,288 Extra Base Hits (6th)
- 5,863 Total Bases (5th)
- 3,202 Hits (14th)
- 1,828 Runs (16th)
- 1,982 RBI (6th - ELIAS)
- 1,322 BB (40th)

HOME RUNS

- ◆ 656 career home runs rank sixth all-time...Enters 2020 four home runs behind Willie Mays (660) for fifth all-time.
- ◆ Became the ninth member of the 600-home run club June 3, 2017 vs. Minnesota...Was the fourth-youngest player all-time to reach the milestone.
- ◆ With 610th career home run Aug. 22, 2017, passed Sammy Sosa for eighth on baseball's all-time list and most ever by a foreign-born player.
- ◆ Hit 500th home run Apr. 22, 2014 at Washington...First member of prestigious club to collect home runs #499 and #500 in same contest...At 34 years and 96 days, is third youngest player in MLB history to reach 500 home runs.
- ◆ Only player in MLB history to hit 30-or-more home runs in each of his first 12 seasons (2001-12).
- ◆ Has homered in 38 different ballparks and off 422 different pitchers.

PUJOLS' HISTORIC HOMERS

HR	Date	Pitcher
1	Apr. 6, 2001 at ARI	Armando Reynoso
100	July 20, 2003 at LAD	Odalis Perez
200	Sept. 30, 2005 vs. CIN	Matt Belisle
300	July 4, 2008 vs. CHC	Bob Howry
400	Aug. 26, 2010 at WAS	Jordan Zimmermann
500	Apr. 22, 2014 at WAS	Taylor Jordan
600	June 3, 2017 vs. MIN	Ervin Santana
610*	Aug. 22, 2017 vs. TEX	Nick Gardewine

* Passed Sammy Sosa for the most home runs ever hit by a foreign-born.

RBI

- ◆ Begins 2020 with 2,075 RBI, good for third-most in baseball history.
- ◆ According to ELIAS, on May 9, 2019 became just the third player all-time to tally 2,000 RBI, joining Hank Aaron (2,297) and Alex Rodriguez (2,086).
- ◆ Second player in MLB history to have 10 straight 100-RBI seasons to open a career (Al Simmons, 11 seasons).

RUNS

- ◆ Is just the 18th player in history to score 1,800 runs and, according to STATS, just the fourth first baseman to reach the plateau: Pete Rose (2,165), Stan Musial (1,949) and Lou Gehrig (1,888).

MISC.

- ◆ One of three players all-time with 600 HR, 1,800 runs scored and 2,000 RBI: Hank Aaron and Alex Rodriguez.
- ◆ According to STATS, only four other players have ever tallied 3,000 hits with at least 1,200 of them going for extra bases: Hank Aaron, Stan Musial, Willie Mays and Alex Rodriguez.
- ◆ Only player in MLB history to post 10 consecutive seasons with a .300 average, 30 doubles, 30 home runs and 100 RBI (2001-10)...With 50 doubles in 2012, became first player in MLB history with three seasons of 50 doubles & 30 home runs.

PUJOLS





- ◆ Has hit 40+ home runs seven times, logged 120+ RBI during six campaigns and scored 110+ runs in eight different seasons...Has posted 350+ total bases on seven occasions.
- ◆ Had historic rookie season in 2001 to win unanimous National League Rookie of Year honors (.329, 112 R, 37 HR, 130 RBI), just fourth rookie in history to post a .300 average, 30 home runs, 100 RBI and 100 runs...Matched Ted Williams' previous MLB record with 30+ HR in each of his first five seasons – a streak Pujols extended to first 11 campaigns.
- ◆ In first 5,000 career at-bats, recorded 744 extra-base hits, most in N.L. history...Youngest player ever to reach 250 career home runs (26 years, 258 days)...Majors' fastest player (806 games) to both 1,000 hits & 200 home runs, passing Willie Mays' mark of 825 games.
- ◆ Finished 2017 with 307 intentional walks to rank second on MLB all-time list.

MOST SEASONS WITH 30 HR AND 100 RBI ALL TIME

PLAYER	SEASONS
ALEX RODRIGUEZ	14
ALBERT PUJOLS	12
MANNY RAMIREZ	12
JIMMIE FOXX	12
BABE RUTH	12

MAJOR LEAGUE SUMMARY

2018

- ◆ In the midst of 18th big league season and seventh with the **Angels**, became the 32nd member of the 3,000-hit club...Singled in the fifth inning May 4th at Safeco Field to reach the plateau... At 38 years, 108 days, is the 10th youngest player to reach the 3,000-hit mark. (STATS LLC)...Was the sixth foreign-born player to accomplish the feat and second player to log 3,000th hit in an Angels uniform (Rod Carew)...Joined Adrián Beltré as the only natives of the Dominican Republic to reach the 3,000-hit plateau.
- ◆ Became the 12th player to reach the milestone in their first 18 seasons.
- ◆ Joined Stan Musial and Alex Rodriguez as only players with 3+ MVP Awards and 3,000 hits.
- ◆ Tallied 1,000th hit as an Angel Aug. 10th...Joined Dave Winfield, Frank Robinson, Vladimir Guerrero, Fred McGriff, Carlos Lee, Orlando Cabrera, Carlos Beltran and Alfonso Soriano as one of nine players to amass 1,000 hits in both leagues.
- ◆ Finished the season with 19 home runs...Joined Barry Bonds, Eddie Murray and Frank Robinson as the only players in baseball history to record at least 15 home runs in each of his first 18 big league seasons.

2017

- ◆ Became the ninth member of the 600-home run club during 17th big league season and sixth with the **Angels**... Connected for career home run 600 at Angel Stadium on June 3 vs. Minnesota...Became the fourth-youngest player to reach the milestone...Home run came as a grand slam off Ervin Santana...According to STATS, was the first player ever whose 500th, 600th or 700th home run came as a grand slam.
- ◆ Hit 610th career home run Aug. 22, passing Sammy Sosa for eighth on baseball's all-time list and most ever by a foreign-born player.
- ◆ Finished season with 23 home runs, becoming just the third player ever to tally 20+ home runs in 16 of first 17 seasons: Hank Aaron (16 times) and Willie Mays (16 times).
- ◆ Drove in 101 RBI which paced the Club and ranked ninth in the A.L...Reached the century mark in RBI for the 14th time in career, joining Alex Rodriguez as the only players in Major League history to drive in 100 runs 14 times... With RBI on Apr. 28, passed Rafael Palmeiro (1,835) for the most career RBI by a player born outside the U.S.

2016

- ◆ In fifth season with the **Angels** and 16th in the Majors, finished third in the American League with 119 RBI...RBI were most driven in since 2010...Eclipsed the century mark in RBI for the 13th time in career and joined Alex Rodriguez (14 times), Jimmie Foxx (13), Lou Gehrig (13) and Babe Ruth (13) as the only players to amass 100 RBI in 13 different seasons.
- ◆ Tagged a team-leading 31 home runs to push career home run total to 591, good for ninth on baseball's all-time list...Reached the 30-home-run mark for the 14th time...Is just the fourth player all-time with 14, 30+ homer campaigns: Alex Rodriguez (15), Hank Aaron (15) and Barry Bonds (14)...Became the first to accomplish the feat in 14 of his first 16 seasons.

MACHINERY

Following is a listing of some of Pujols' career accomplishments...

- 10x All-Star
- 6x Louisville Silver Slugger Award
- 3x N.L. MVP
- 2x World Series champion
- 2x Rawlings Gold Glove recipient
- 2x N.L. Home Run champion
- 2001 N.L. Rookie of the Year
- 2003 N.L. Batting champion
- 2004 NLCS MVP
- 2008 Roberto Clemente Award
- 2010 N.L. RBI champion

PUJOLS



DID YOU KNOW?

With 40 home runs in 2015, Albert Pujols became one of only five players all-time to log seven, 40-homer seasons in their first 15 campaigns, joining Ken Griffey Jr., Alex Rodriguez, Babe Ruth and Sammy Sosa.



2020 LOS ANGELES ANGELS

- ◆ After opening the season batting .219 with 10 home runs and 33 RBI in first 48 games, went on to hit .290 with 21 home runs and 86 RBI in last 104 tilts since...Was one of three players in the Majors in that stretch to hit .290 with 15 home runs and 85 RBI: Nolan Arenado and Carlos Gonzalez.
- ◆ Led the Majors with 31 RBI in July...Was just the fifth time in career driving in 30+ runs in a month and first since June 2009 (35)...Marked just the 10th time in franchise history an Angel tallied 30 RBI in a single month and first since Kendrys Morales (33) in August of 2009.

2015

- ◆ During 15th big league season (fourth with the Angels), tallied 40 homers to push career total to 560, good for 14th on baseball's all-time list...40 home runs were tied for fifth in the A.L. and ranked second on the Club (Trout, 41 HR)...Marked highest single-season total since 2010 (42 HR w/ St. Louis) and was the seventh time during career reaching the plateau, making him one of eight players to accomplish the feat seven different times.
- ◆ Reached the 90-RBI mark for the 14th time during career, becoming the fourth player all-time with at least 14, 90-RBI seasons, joining Hank Aaron (16 times), Babe Ruth (14) and Alex Rodriguez (14)...Is the only player to do so in his first 15 seasons.
- ◆ Tabbed as an All-Star for the 10th time in career...His 26 home runs tied an Angels franchise record for homers before the break...Teamed with Mike Trout to become just the fourth pair of teammates to log 25 home runs before the All-Star break and first since Ken Griffey Jr. and Alex Rodriguez did so for the Mariners in 1998.
- ◆ Hit 13 home runs in June, tying the Angels franchise record for most homers hit in a single month (Mo Vaughn, 13 in May 2000; and Tim Salmon, 13 in June 1996).
- ◆ Started the All-Star Game in Cincinnati at first base for the A.L...Replaced Miguel Cabrera as the starting first baseman...Started the Midsummer Classic for the eighth time in career...16th player to start a game for both the A.L. and N.L. and fourth first baseman to do so.
- ◆ Participated in the Home Run Derby for the fourth time in his career: 2003, 2007 and 2009...Combined to hit 21 home runs in the first and second rounds of the Derby...Eliminated Cubs' Kris Bryant in the first round before falling to Dodgers' Joc Pederson in the second round.
- ◆ Stole career base 100 July 26 to become one of 12 players all-time with 500 career home runs and 100 stolen bases: Barry Bonds, Hank Aaron, Babe Ruth, Alex Rodriguez, Willie Mays, Ken Griffey Jr., Sammy Sosa, Frank Robinson, Reggie Jackson, Mike Schmidt and Mickey Mantle.

FOR THE BIRDS

During his 11 seasons in St. Louis, Pujols ranks among some of the all-time Redbird greats...

RUNS	1,291 (3rd)
HR	445 (2nd)
RBI	1329 (2nd)
TOTAL BASES	3893 (2nd)
SLG	.617 (2nd)
OBP	.420 (4th)
OPS	1.037 (2nd)

2014

- ◆ In third season with **Angels**, hit 499th and 500th career home runs April 22 at Washington (both off RHP Taylor Jordan)...One of 26 MLB players to reach 500 homers, first ever to hit #499 & #500 in same game (also hit #400 at Nationals Park)...According to ELIAS, at 34 years and 96 days, is third youngest player in MLB history to reach 500 home runs.
- ◆ 12th player in history with 500 home runs, 500 doubles and 1,500 RBI: Babe Ruth, Ted Williams, Hank Aaron, Eddie Murray, Willie Mays, Frank Robinson, Ken Griffey Jr., Barry Bonds, Rafael Palmeiro, Alex Rodriguez & Manny Ramirez.
- ◆ Became one of five players with 12 or more 100 RBI campaigns before age-35 season: Alex Rodriguez – 14, Jimmie Foxx – 13, Lou Gehrig – 12, Al Simmons – 12.
- ◆ Became just third player since 1901 to drive in 1,600 runs in first 14 seasons (Lou Gehrig and Al Simmons).
- ◆ Collected career hit 2,500 Sept. 6 at Minnesota...One of 12 MLB players since 1901 to accomplish feat in first 14 seasons.
- ◆ Scored 1,500th career run in third inning Sept. 6...Since 1901, only 10 players have reached mark in age 34 or younger season: Babe Ruth, Alex Rodriguez, Frank Robinson, Mel Ott, Mickey Mantle, Rickey Henderson, Lou Gehrig, Jimmie Foxx, Ty Cobb and Hank Aaron.
- ◆ 16th player in MLB history with 2,500 hits, 1,500 runs and 500 home runs and just fourth to do so before age-35 season: (Alex Rodriguez, Hank Aaron and Jimmie Foxx).
- ◆ 2014 marked 12th season of career with 20+ home runs and 30+ doubles, tied with Manny Ramirez for most in MLB history...Logged 16th career walk-off hit (second with Angels) with a solo home run in 19th inning Aug. 9 vs. Boston...Marked latest walk-off home run in Angels history.
- ◆ .997 fielding pct. at first base led A.L. and tied Angels single-season record by a first baseman (min. 100 games started).

ONE AND ONLY...

Pujols is the only player in MLB history to hit 30-or-more home runs in each of his first 12 seasons (2001-12)...He is also the only player in MLB history to post 10 consecutive seasons with a .300 average, 30 doubles, 30 home runs and 100 RBI (2001-10).

PUJOLS



2013

- ◆ In second season with **Angels**, missed final 62 games of season after going on 15-day disabled list on July 28 with a partial tear of left plantar fascia (did not undergo surgery)...Marked fourth career D.L. stint, first since 2011.
- ◆ Did not reach 30 homers for first time in career.
- ◆ Collected 1,000th career extra-base hit on Apr. 10, becoming 35th player in MLB history to accomplish feat.
- ◆ Singled on July 4 against Cardinals, giving him a hit against every MLB team.

2012

- ◆ Played 12th MLB season and first with **Angels**...Finished second in A.L. in doubles (50) and third in extra base hits (80)...Led Halos with 154 games played.
- ◆ Hit at least 30 home runs for 12th straight season, only player in MLB history to log 30+ home runs in first 12 campaigns and one of four players to hit at least 30 home runs in 12 straight seasons at any point of their career: Barry Bonds (13, 1992-2004), Alex Rodriguez (13, 1998-2010) & Jimmie Foxx (12, 1929-40).
- ◆ 2012 marked third season of career (also, 2003 and 2004) with 30+ home runs and 50+ doubles, becoming the only player in MLB history to accomplish the feat three times in a career (STATS LLC)...50 doubles are second-highest single-season total in franchise history (Garret Anderson, 56 in 2002).
- ◆ After posting a season-low .190 average with one home run and nine RBI through May 8 (30 games), went on to hit .309 (150/486) with 29 home runs and 96 RBI over his next 124 games.
- ◆ Drove in 100 runs for 11th time in 12 professional seasons...Collected 1,400th career RBI on Aug. 1, becoming just fourth player in MLB history to reach 1,400 RBI in his first 12 campaigns (Joe DiMaggio, Al Simmons and Lou Gehrig).
- ◆ Hit first home run as an Angel May 6 to snap career-long 110 at-bat homerless drought (single-season).
- ◆ Hit 500th double of career Sept. 22 vs. Chicago, becoming one of 19 players all-time with 500+ doubles and 400+ HR...Drew career walk number 1,000 June 24, one of just 12 active players with 1,000 free passes.

2011

- ◆ In 11th MLB season with **St. Louis**, ranked among N.L. leaders in several categories despite missed time on disabled list with a fractured left wrist (disabled June 20-July 4)...Ranked third in home runs (37), tied for third in runs (105) and seventh in RBI (99)...Fell shy of his 11th consecutive season with a .300+ average (.299) and 100 RBI (99)...Marked 11th consecutive season with 30+ home runs.
- ◆ 10th time in 11 seasons he reached 100 runs...Collected 2,000th hit July 29 vs. Cubs...Had MLB-best 40-game on-base streak (Aug. 11-Sept. 25).
- ◆ Hit 465-foot home run Aug. 14 vs. Colorado, longest home run ever at Busch Stadium III.

2010

- ◆ Hit 40 home runs for sixth time in career...Led N.L. in RBI (118), home runs (42) for second consecutive season and second time in career, runs (115) for second consecutive season and sixth time overall and extra-base hits (86) for a second consecutive season and fourth campaign overall...Batted .300 with 30 home runs and 100 RBI for 10th consecutive season, adding to his own MLB record.
- ◆ Recipient of Silver Slugger award at first base for third straight season...Ranked among N.L. leaders in batting (T5th, .312), hits (5th, 183), total bases (2nd, 350), walks (2nd, 103), OBP (2nd, .414) and slugging (3rd, .596).
- ◆ Clubbed 400th home run Aug. 26 at Washington...Finished season with 408 home runs, most ever by a player in first 10 MLB seasons.
- ◆ Selected to eighth consecutive (9th overall) All-Star team, top vote-getter in MLB for second consecutive season...Batted in No. 4 spot on May 17, first time since May 3, 2003, a span of 1,045 games in No. 3 slot, which was MLB record at time it stopped...Drew MLB-leading 38 intentional walks (three-straight season), which surpassed team totals for 17 MLB clubs.

2009

- ◆ Unanimous winner of his third N.L. MVP award and second consecutive honor...Just sixth N.L. player to repeat and just fourth player to win N.L. MVP three times...Named Player of Year & N.L. Outstanding Player by MLBPA...Named Player of Year by *The Sporting News*...Silver Slugger winner for N.L. first basemen.
- ◆ Led MLB with 47 home runs, just second Cardinal (Mark McGwire, 1998-99) since 1940 (Johnny Mize) to lead the Majors...Also led MLB in runs (124), total bases (374) and slugging pct. (.658)...Led N.L. with a .443 on-base pct...Just second player in MLB history to have 100 RBI in each of his first nine seasons, joining Hall of Famer Al Simmons (11)...Top vote-getter for All-Star Game in St. Louis.
- ◆ Set MLB record for intentional walks as a right-handed batter with 44...Set MLB record with 185 assists at 1B, surpassing Boston's Bill Buckner (184 in 1985).

YOUTH BE TOLD

- ◆ Just fourth rookie in MLB history to post a .300 average, 30 HR, 100 RBI and 100 runs.
- ◆ Established N.L. rookie marks for RBI (130), extra-base hits (88) and total bases (360).
- ◆ 201 HR rank second all-time for a player's first five seasons.
- ◆ Majors' fastest player (806 games) to both 1,000 hits & 200 HR.
- ◆ Youngest player to reach 250 career HR (26 years, 258 days).
- ◆ Second player in MLB history to hit 300 HR in his first eight seasons (Ralph Kiner).
- ◆ Pujols, Joe DiMaggio & Ted Williams are only MLB players to reach 500 RBI in first four seasons.
- ◆ At 29 years & 99 days, Pujols became eighth-youngest all-time to reach 1,000 RBI.

PUJOLS





2020 LOS ANGELES ANGELS

2008

- ◆ Earned second N.L. MVP award...Recipient of N.L. Silver Slugger Award (1B)...Trailed only Atlanta's Chipper Jones (.364) for MLB batting lead at .357...Elected to seventh All-Star Game (starting DH)...Led Majors in SLG pct. (.653) and OPS (1.114) and ranked second in on-base percentage (462).
- ◆ Became just third player in MLB history with 100 RBI in each of first eight seasons.
- ◆ Hit 300th career home run July 4 vs. Cubs - second player in MLB history to hit 300 home runs in first eight seasons (Ralph Kiner).
- ◆ Had 42-game streak of reaching base from Opening Day - May 16, best start in MLB since 1999 (Derek Jeter - 53 games)...Hit safely in seven straight at bats (9/23-26; three games) and reached base safely in 11 straight plate appearances.

2007

- ◆ Hit 32 HR with 103 RBI to extend his record of 30-homer & 100-RBI seasons to begin a career to seven...Finished one run shy of seventh straight 100-run season, snapped streak of six straight seasons with .300 BA, 100 runs, 30 HR & 100 RBI...Went a career-best 109 consecutive plate appearances before striking out (Aug.31-Sept.30).

2006

- ◆ Produced sixth straight season with .300 average, 100 runs, 30 home runs & 100 RBI...Established career-highs with 49 home runs and 137 RBI...Ranked second in N.L. in home runs & RBI and third in average (.331)...Led N.L. in slugging pct. (.671).
- ◆ Finished second in N.L. MVP voting in 2006, his fifth straight season finishing in top three...Earned first Rawlings Gold Glove Award.
- ◆ Became fastest player ever to 14 home runs (24 games), 15 home runs (28 games) and 19 home runs (37 games)...Set MLB record for April homers with 14 (tied by Alex Rodriguez in 2007)...Became third-fastest to 20 home runs behind Luis Gonzalez (2001 - 40 games) and Mickey Mantle (1956 - 41 games).
- ◆ Became youngest player ever to reach 250 career home runs at 26 years, 258 days...Had career-high seven RBI on Aug. 22 at Mets (2 HR, 1 grand slam).

2005

- ◆ Named National League MVP, the first of his three MVPs.
- ◆ Led MLB with 129 runs, becoming just sixth player in history (first since Pete Rose from 1974-76) to lead MLB in scoring three consecutive seasons...Finished second in N.L. in average (.330), slugging pct. (.609) and on-base pct. (.430)...65 strikeouts were fewest in MLB among players with 40 or more home runs.
- ◆ Made fourth All-Star appearance in five seasons (starting DH).

2004

- ◆ Led MLB in total bases (389) for second straight year...Led N.L. in runs (133), ranked second in home runs (46), third in RBI (123) and fifth in batting (.331)...Tallied 51 doubles for second straight season, first Cardinal to do so since Joe Medwick (1936-37)...Finished with MLB-high 99 extra-base hits.
- ◆ Finished third in N.L. MVP balloting (Barry Bonds & Adrian Beltre)...Earned Silver Slugger Award at first base, his third award at three different positions (2003-OF, 2001-3B)...Voted starting first baseman for N.L. at All-Star Game in Houston.
- ◆ Homered Sept. 26 at Colorado to join Joe DiMaggio & Ted Williams as only players to reach 500 RBI in first four seasons.
- ◆ On Feb. 20, 2004, signed seven-year contract extension.

2003

- ◆ Led MLB in runs, doubles (51), extra-base hits (95) and total bases (394)...Paced N.L. in hits (212) and multi-hit games (63)...Struck out just 65 times in 685 plate appearances.
- ◆ Runner-up to Barry Bonds for N.L. MVP for second straight year...Won N.L. batting title, edging Colorado's Todd Helton, .35871 to .35849 - tightest race in N.L. history...At age 23, became youngest N.L. batting champion since Dodgers' Tommy Davis (also 23) in 1962.
- ◆ Joined Rogers Hornsby (1922) as only players in Cardinals history to record 40 homers and 200 hits in a season...Compiled 30-game hit streak (July 12-Aug. 16) - longest streak in Majors in 2003 and Cardinals' longest streak since Stan Musial hit in 30 straight in 1950.
- ◆ Played in his second All-Star Game and led all N.L. players in fan balloting.
- ◆ Collected 100th RBI and 100th run on Aug. 7, becoming first player in MLB history to have 30 home runs, 100 runs & 100 RBI in each of first three seasons...Launched first walk-off HR of career July 12 vs. San Diego.
- ◆ Players Choice Major League Player of the Year and N.L. Outstanding Player...*The Sporting News* Major League Player of Year, Hank Aaron Award and Silver Slugger Award.

REMARKABLE ROOKIES

In 2001, Pujols became just the fourth rookie in MLB history to hit .300 with 30 HR, 100 RBI and 100 runs.

Hal Trosky Sr. (CLE)	1934 (.330, 35 HR, 142 RBI, 119 R)
Ted Williams (BOS)	1939 (.327, 31 HR, 145 RBI, 131 R)
Walt Dropo (BOS)	1950 (.322, 34 HR, 144 RBI, 101 R)
Albert Pujols (STL)	2001 (.329, 37 HR, 130 RBI, 112 R)





2002

- ◆ Ranked second in N.L. in both runs and RBI...Became first player in MLB history to hit at least .300 with 30 home runs, 100 RBI and 100 runs scored in each of first two big league seasons.
- ◆ Finished second in N.L. MVP voting.
- ◆ Became just second Cardinal (Ray Jablonski) to begin career with consecutive 100-RBI seasons.

2001

- ◆ Unanimously named National League Rookie of the Year...Finished fourth in voting for N.L. MVP...Received N.L. Silver Slugger Award (3B)...Established N.L. rookie marks for RBI, extra-base hits (88) and total bases (360).
- ◆ Became just fourth rookie in history, and first National Leaguer, to hit at least .300 with 30 home runs, 100 RBI and 100 runs scored.
- ◆ Made Club out of Spring Training when Bobby Bonilla was placed on disabled list...Made MLB debut as starting left fielder on Opening Day (Apr. 2) at Colorado (1-for-3)...Hit first MLB homer Apr. 6 at Arizona off Armando Reynoso and had three hits and three RBI...Tied Major League rookie record for home runs (8) in month of April.
- ◆ First Cardinals rookie to make N.L. All-Star squad since LHP Luis Arroyo in 1955...Set Cardinals rookie home run record with his 22nd of season July 14 vs. Detroit.

POSTSEASON SUMMARY

- ◆ A two-time World Series champion (2006 & 2011)...Has appeared in 77 career playoff games batting .323 (90/279) with 55 runs, 19 home runs, 54 RBI and a 1.030 OPS...19 home runs rank fourth all-time (Derek Jeter is third with 20) and 54 RBI rank sixth (David Ortiz ranks fifth with 60 RBI)...Has appeared in three World Series (2004, 2006 & 2011) & five N.L. Championship Series (2002, 2004-06 & 2011)...In Game 3 of 2011 World Series, joined Babe Ruth (1926, 1928) and Reggie Jackson (1977) as only players to hit three home runs in a WS contest (5-for-6, 4 R, 6 RBI)...Pablo Sandoval (SF) joined group in Game 1 of 2012 World Series with three home runs...Tied World Series record for most home runs (three), hits (five) and RBI (six) in a WS game, and set a new Fall Classic record with 14 total bases.
- ◆ In **2014** playoffs with **Angels**, appeared in three games of Division Series (Angels swept by Royals)...Batted .167 (2/12) with one run, one home run and two RBI...Homed in Game 3 of DS at Kauffman Stadium off James Shields.
- ◆ In **2011** playoffs with **Cardinals**, appeared in 18 games batting .353 (24/68) with 15 runs, eight doubles, five home runs, 16 RBI and a 1.160 OPS...Eight doubles tied MLB postseason record (w/ teammate David Freese)...Walked 12 times in playoffs (8 IBB)...Hit .350 (7/20) is DS vs. Philadelphia...Had four hits with three doubles in Game 3...Went 4-for-5 with a home run, three doubles & five RBI in LCS Game 2 at Milwaukee.
- ◆ In **2009** postseason, went 3-for-10 in three games of DS vs. Dodgers.
- ◆ In **2006** playoffs with **St. Louis**, earned his first World Series title...Led team with three home runs, 11 runs and 13 walks (5 IBB) in 16 total playoff games...Launched two-run homer in third inning of World Series Game 1 at Detroit...Blasted two-run home run in third inning of DS Game 1 at San Diego for game-winning RBI.
- ◆ In **2005** playoffs, belted game-winning, three-run HR with two outs in 9th inning of NLCS Game 5 at Houston off Brad Lidge to send series to Game 6 (over railroad tracks above left field wall; approx. 455 ft.)...Had a team-high six RBI in NLCS...Was 5-for-9 (.556) with four walks (three intentional), four runs and two RBI in sweep of San Diego in DS.
- ◆ Went 24-for-58 (.414) with six home runs, 14 RBI and 15 runs in **2004** playoffs with **Cardinals**...Six home runs were a Cardinals postseason record...Named MVP of NLCS (.500; 14/28, 4 HR, 9 RBI, 10 R)...14 hits and 28 total bases set NLCS records...Fifth player in LCS history to bat .500 or better in a series...Hit .333 (5/15) in four World Series games vs. Boston.
- ◆ In **2002** playoffs with **Cardinals**, was 3-for-10 in three games of DS vs. Arizona Diamondbacks...Was 5-for-19 in five games of NLCS vs. San Francisco...Homed off Kirk Rueter in fifth inning of Game 1.
- ◆ In **2001**, made playoff debut with **St. Louis**...Hit first-inning home run off Arizona's Randy Johnson in Game 2 of DS - his first career postseason HR.

DIVISION SERIES TOTALS

Year	Club, Opp	AVG	G	AB	R	H	2B	3B	HR	RBI	SH	SF	HBP	BB	IBB	SO	SB	CS	GDP	SLG	OBP	E	
2001	—StL, Ari.	.111	5	18	1	2	0	0	1	2	0	0	0	2	0	2	0	0	0	1	.278	.200	1
2002	—StL, Ari.	.300	3	10	3	3	0	1	0	3	0	0	0	3	0	1	0	0	0	.500	.462	1	
2004	—StL, LAD	.333	4	15	4	5	0	0	2	5	0	0	0	3	0	0	0	0	1	.733	.444	0	
2005	—StL, SD	.556	3	9	4	5	2	0	0	2	0	0	0	4	3	0	0	0	0	1	.778	.692	0
2006	—StL, SD	.333	4	15	3	5	1	0	1	3	0	0	0	1	0	4	0	0	2	.600	.375	0	
2009	—StL, LAD	.300	3	10	0	3	0	0	0	1	0	0	0	3	3	1	0	0	0	.300	.462	0	
2011	—StL, Phi.	.350	5	20	2	7	3	0	0	1	0	0	0	2	1	4	1	1	0	.500	.409	0	
2014	—LAA, KC	.167	3	12	1	2	0	0	1	2	0	0	0	1	0	1	0	0	0	.417	.231	0	
Totals		.294	30	109	18	32	6	1	5	19	0	0	0	19	7	13	1	1	5	.505	.398	2	





LEAGUE CHAMPIONSHIP SERIES TOTALS

Year	Club, Opp	AVG	G	AB	R	H	2B	3B	HR	RBI	SH	SF	HBP	BB	IBB	SO	SB	CS	GDP	SLG	OBP	E
2002	— StL, SF	.263	5	19	2	5	1	0	1	2	0	0	1	2	0	5	0	0	0	.474	.364	0
2004	— StL, Hou.	.500	7	28	10	14	2	0	4	9	0	0	0	4	0	3	0	0	0	1.000	.563	0
2005	— StL, Hou.	.304	6	23	3	7	0	0	2	6	0	1	0	1	0	3	0	0	0	.565	.320	0
2006	— StL, NYM	.318	7	22	5	7	1	0	1	1	0	0	0	7	4	3	0	0	0	.500	.483	0
2011	— StL, Mil.	.478	6	23	5	11	4	0	2	9	0	0	0	4	2	4	0	0	0	.913	.556	0
Totals		.383	31	115	25	44	8	0	10	27	0	1	1	18	6	18	0	0	0	.713	.467	0

WORLD SERIES TOTALS

Year	Club, Opp	AVG	G	AB	R	H	2B	3B	HR	RBI	SH	SF	HBP	BB	IBB	SO	SB	CS	GDP	SLG	OBP	E
2004	— StL, Bos.	.333	4	15	1	5	2	0	0	0	0	0	1	1	1	3	0	0	0	.467	.412	0
2006	— StL, Det.	.200	5	15	3	3	1	0	1	2	0	0	1	5	1	3	0	1	0	.467	.429	1
2011	— StL, Tex.	.240	7	25	8	6	1	0	3	6	0	0	2	6	5	3	0	0	0	.640	.429	2
Totals		.255	16	55	12	14	4	0	4	8	0	0	4	12	7	9	0	1	0	.545	.423	3

NOTABLE MINOR LEAGUE AWARDS AND HONORS

- ◆ **2000** Cardinals Minor League Player of Year...Midwest League MVP...Midwest League All-Star...MVP of PCL playoffs...Played for Scottsdale in Arizona Fall League.

CAREER TRANSACTIONS

- ◆ June 2, 1999...Selected by the **Cardinals** in the 13th round of the First-Year Player Draft.
- ◆ Feb. 20, 2004...Signed seven-year contract with the **Cardinals**.
- ◆ Dec. 10, 2011...Signed 10-year contract with the **Angels**.

PERSONAL/MISC

- ◆ Jose Alberto Pujols...Last name is pronounced 'POO-holes'...On Twitter: @PujolsFive.
- ◆ Traveled to Israel during the 2016 offseason and visited the new Shalva National Children's Center...Shalva is renowned all over the world for providing state-of-the-art care and community outreach services to thousands of families with special needs children in Israel, including those with Down Syndrome.
- ◆ Donates annual funds to the Angels Baseball Foundation...Started Pujols Family Foundation in 2005 (pujolsfamilyfoundation.org)...Foundation is 'dedicated to the love, care and development of people with Down Syndrome and also reaches out to impoverished families in the Dominican Republic, Albert's native country'... Hosts annual Albert Pujols Celebrity Golf Classic to benefit Pujols Family Foundation...Also active in the Strike Out Slavery campaign...Albert and Deidre Pujols created Strike Out Slavery in 2017 after learning that modern slavery is the fastest-growing criminal industry in the world...As part of the ongoing awareness efforts, he and Didi have teamed up with singer/songwriter Nick Jonas the last two seasons for a postgame benefit concert at Angel Stadium.
- ◆ Makes annual visits to the Dominican Republic and donates time and resources to several causes.
- ◆ Named 2008 Roberto Clemente Award winner in recognition of his outstanding play on the field and tireless work in the community...His \$70,000 award from Major League Baseball Players Trust went toward The Albert Pujols Wellness Center for Adults with Down Syndrome at St. Luke's Hospital in Chesterfield, MO which opened in 2009.
- ◆ In Sept. 2015 partnered with Clayton Kershaw to host a charity whiffle ball game at Angel Stadium prior to the Freeway Series finale.
- ◆ Nominated by his teammates for the Marvin Miller Man of the Year Award in 2004, 2005 and 2006...Won award in 2006.
- ◆ Graduated in 1998 from Fort Osage High School in Independence, Missouri...Twice earned all-state honors in baseball...Earned a baseball scholarship to Maple Woods College in Kansas City...At age 16, moved with his father from Dominican Republic to Kansas City...Became U.S. citizen on Feb. 7, 2007 in a ceremony at the Thomas F. Eagleton U.S. Courthouse in St. Louis.
- ◆ Has been MLB's top vote-getter for the All-Star Game on three occasions (2006, 2009-10)...Played for Dominican Republic in inaugural 2006 World Baseball Classic.
- ◆ After 2011 World Series, recognized with his own Wheaties box cover...In a poll at ESPN's website, voters selected "Winnie the Pujols" over "Phat Albert" as Chris Berman's best nickname for Albert...Other nicknames include "The Machine" and "Prince Albert."
- ◆ Favorite sport after baseball is basketball...Grew up watching Michael Jordan and Chicago Bulls...Albert and wife Deidre appeared in the 2002 *Sports Illustrated* swimsuit issue.
- ◆ Originally signed by Cardinals scout Dave Karaff.

PUJOLS





MISCELLANEOUS STATS

CAREER MULTIPLE-HOME RUN GAMES (59)

TWO-HR GAMES (55)

May 11, 2019 at Baltimore
 July 30, 2017 at Toronto
 July 17, 2016 vs. Chicago (A.L.)
 June 22, 2015 vs. Houston
 April 22, 2014 at Washington
 Aug. 1, 2012 at Texas
 June 4, 2011 vs. Chicago (N.L.)
 Sept. 12, 2010 at Atlanta
 April 5, 2010 at Cincinnati
 July 17, 2009 vs. Arizona
 June 21, 2009 at Kansas City
 Apr. 23, 2009 vs. N.Y. (N.L.)
 May 19, 2008 at San Diego
 June 10, 2007 vs. L.A. (A.L.)
 Aug. 22, 2006 at N.Y. (N.L.)
 May 9, 2005 vs. L.A. (N.L.)
 April 8, 2004 vs. Milwaukee
 June 29, 2003 at Kansas City
 April 22, 2001 at Houston
 July 12, 2018 vs. Seattle
 Sept. 3, 2016 at Seattle
 April 25, 2016 at Kansas City
 June 1, 2015 vs. Tampa Bay
 April 29, 2013 at Oakland
 July 31, 2012 at Texas
 April 15, 2011 at L.A. (N.L.)
 June 29, 2010 vs. Arizona
 Sept. 9, 2009 at Milwaukee
 June 30, 2009 vs. San Francisco
 June 13, 2009 at Cleveland
 April 11, 2009 vs. Houston
 April 9, 2008 at Houston
 June 3, 2007 at Houston
 April 3, 2006 at Philadelphia
 Aug. 14, 2004 at Atlanta
 Sept. 10, 2003 vs. Colorado
 April 30, 2003 vs. N.Y. (N.L.)
 Aug. 30, 2017 vs. Oakland
 July 19, 2016 vs. Texas
 July 20, 2015 (G 2) vs. Boston
 May 18, 2014 vs. Tampa Bay
 April 6, 2013 at Texas
 Sept. 1, 2011 at Milwaukee
 Sept. 23, 2010 at Pittsburgh
 April 11, 2010 at Milwaukee
 Aug. 4, 2009 at N.Y. (N.L.)
 June 27, 2009 vs. Minnesota
 May 30, 2009 at San Francisco
 Aug. 16, 2008 at Cincinnati
 July 15, 2007 at Philadelphia
 April 15, 2007 vs. Milwaukee
 Sept. 8, 2005 vs. N.Y. (N.L.)
 May 29, 2004 at Houston
 Aug. 31, 2003 at Cincinnati
 May 28, 2001 vs. Milwaukee

THREE-HR GAMES (4)**

May 30, 2010 at Chicago (N.L.)
 July 20, 2004 at Chicago (N.L.)
 Sept. 3, 2006 vs. Pittsburgh
 April 16, 2006 vs. Cincinnati

**Also Game 3 at Texas of 2011 World Series

CAREER GRAND SLAMS (14)

June 3, 2017 vs. Minnesota
 Aug. 4, 2009 at New York (N.L.)
 April 25, 2009 vs. Chicago (N.L.)
 Aug. 22, 2006 at New York (N.L.)
 June 11, 2002 at Seattle
 June 19, 2015 at Oakland
 July 3, 2009 at Cincinnati
 April 11, 2009 vs. Houston
 Sept. 30, 2005 at Cincinnati
 Sept. 21, 2001 at Pittsburgh
 Sept. 1, 2011 at Milwaukee
 June 21, 2009 at Kansas City
 Aug. 6, 2008 vs. Los Angeles (N.L.)
 Aug. 10, 2002 vs. New York (N.L.)

CAREER WALK-OFF HITS (21 TOTAL - 12 HRs)

May 16, 2017 vs. Chicago (A.L.) (RBI single, 11th inn.)
 April 7, 2016 vs. Texas (RBI single, 9th inn.)
 May 13, 2015 vs. Colorado (Sac Fly, 11th inn.)
 April 13, 2013 vs. Houston (2-run double, 9th inn.)
 June 4, 2011 vs. Chicago (N.L.) (Solo HR, 12th inn.)
 July 29, 2009 vs. Los Angeles (N.L.) (RBI single, 15th inn.)
 July 13, 2006 vs. Los Angeles (N.L.) (Solo HR, 14th inn.)
 April 16, 2006 vs. Cincinnati (2-run HR, 9th inn.)
 Aug. 4, 2004 vs. Montreal (Solo HR, 9th inn.)
 Sept. 20, 2003 vs. Houston (Solo HR, 13th inn.)
 July 12, 2003 vs. San Diego (2-run HR, 11th inn.)
 Aug. 3, 2016 vs. Oakland (2-run HR, 9th inn.)
 May 25, 2015 vs. San Diego (RBI single, 9th inn.)
 Aug. 9, 2014 vs. Boston (Solo HR, 19th inn.)
 June 5, 2011 vs. Chicago (N.L.) (Solo HR, 10th inn.)
 Aug. 28, 2009 vs. Washington (Solo HR, 9th inn.)
 Sept. 12, 2006 vs. Houston (2-run double, 9th inn.)
 April 26, 2006 vs. Pittsburgh (RBI single, 9th inn.)
 July 15, 2005 vs. Houston (2-run HR, 13th inn.)
 July 18, 2004 vs. Cincinnati (Solo HR, 10th inn.)
 July 27, 2003 vs. Pittsburgh (RBI single, 9th inn.)

ALL-STAR GAME RECORD

Year	Club, Site	AVG	G	AB	R	H	2B	3B	HR	RBI	SH	SF	HBP	BB	IBB	SO	SB	CS	GDP	SLG	OBP	E	
2001	N.L., Col.	---	1	0	0	0	0	0	0	0	0	0	0	0	0	0	0	0	0	.000	.000	0	
2003	N.L., CWS	.333	1	3	0	1	0	0	0	1	0	0	0	0	0	0	0	0	0	.333	.500	0	
2004	N.L., Hou.	.667	1	3	1	2	2	0	2	0	0	0	0	0	0	0	0	0	0	1.333	.667	0	
2005	N.L., Det.	.500	1	2	0	1	0	0	0	0	0	0	0	0	0	0	0	0	0	.500	.500	0	
2006	N.L., Pit.	.000	1	3	0	0	0	0	0	0	0	0	0	0	0	1	0	0	0	.000	.000	0	
2007	N.L., SF	SELECTED - DID NOT PLAY																					
2008	N.L., NYY	.667	1	3	0	2	0	0	0	0	0	0	0	0	0	0	0	0	0	.667	.667	0	
2009	N.L., STL	.000	1	3	0	0	0	0	0	0	0	0	0	0	0	0	0	0	0	.000	.000	1	
2010	N.L., LAA	.000	1	2	0	0	0	0	0	0	0	0	0	0	0	1	0	0	0	.000	.000	0	
2015	A.L., Cin.	.000	1	2	1	0	0	0	0	0	0	0	0	1	0	1	0	0	0	.000	.333	0	
Totals		.286	9	21	2	6	2	0	0	3	0	0	0	2	0	3	0	0	0	.381	.348	1	





WORLD BASEBALL CLASSIC TOTALS

Year	Club	AVG	G	AB	R	H	2B	3B	HR	RBI	SH	SF	HBP	BB	IBB	SO	SB	CS	GDP	SLG	OBP	E
2006	Dominican	.286	7	21	5	6	0	0	1	3	0	0	1	7	0	1	0	0	0	.429	.483	0

CAREER FIELDING

POS	PCT	G	PO	A	E	TC	DP
1B	.994	1902	16334	1562	111	18007	1632
OF	.977	309	499	17	12	528	0
3B	.932	108	68	193	19	280	27
2B	1.000	1	1	0	0	1	0
SS	---	1	0	0	0	0	0


PUJOLS' CAREER HIGHS

	SEASON		GAME
AVG	.359 — 2003	H	5 — 4 times; last, 7/26/08 at NYM
H	212 — 2003	HR	3 — 4 times; last, 5/30/10 at CHC
R	137 — 2003	R	4 — 6 times; last, 5/30/10 at CHC
BB	115 — 2009	BB	4 — 3 times; last, 4/17/10 vs. NYM
IBB	44 — 2009	IBB	3 — 2 times; last, 4/6/13 at TEX
2B	51 — 2004, 2003	2B	3 — three times; last, 4/19/12 vs. OAK
HR	49 — 2006	RBI	7 — 4/11/09 vs. HOU & 8/22/06 at NYM
RBI	137 — 2006	SB	2 — 4 times; last, 6/2/10 vs. CIN
SB	16 — 2009, 2005	Hit Streak	30 — July 12 - Aug. 16, 2003

PUJOLS



Rod Carew and Albert Pujols are the only players to record their 3,000th career hits in an Angels uniform.



JOSÉ QUIJADA

#65

BORN: NOV. 9, 1995

BIRTHPLACE: CARIPITO, VZ

SIGNED THRU: 2020

ACQUIRED: CLAIMED OFF WAIVERS FROM MIAMI, FEB. 10, 2020

MARRIED: JOHANNA CABELLO

CHILDREN: HEILER

OPENING DAY AGE: 24

RESIDES: CARIPITO, VZ

MLB SERVICE: 99 DAYS

LHP

HEIGHT: 5-11

WEIGHT: 215

BATS: L

THROWS: R

QUIJADA'S LIFETIME PITCHING RECORD

Year	Club	W-L	ERA	G	GS	CG	GF	SHO	SV	IP	H	R	ER	HR	HB	BB	IBB	SO	WP	BK	BAA
2014—	Marlins (DSL)	5-5	2.91	16	8	0	2	0	1	74.1	69	30	24	2	3	23	2	66	9	0	.245
2015—	Marlins (GCL)	0-0	0.00	8	1	0	6	0	3	8	1	0	0	0	0	1	0	7	0	0	.038
2016—	Greensboro	3-0	1.32	19	0	0	8	0	2	34	17	5	5	1	2	7	0	44	0	1	.148
	Jupiter	2-2	4.41	9	0	0	0	0	0	16.1	13	8	8	1	0	3	0	25	0	0	.220
2017—	Jupiter	5-1	2.27	32	0	0	12	0	1	47.2	40	15	12	3	0	13	2	53	3	0	.225
	Jacksonville	0-0	9.00	7	0	0	2	0	0	8	12	8	8	2	2	7	0	6	0	0	.333
2018—	Jacksonville	0-2	2.42	17	0	0	7	0	4	22.1	13	6	6	1	1	7	0	29	0	0	.171
	New Orleans	2-4	3.32	27	0	0	9	0	3	40.2	24	17	15	2	0	22	0	52	1	0	.171
2019—	New Orleans	1-0	4.30	22	0	0	9	0	4	29.1	27	18	14	5	3	12	0	35	2	0	.237
	MIAMI	2-3	5.76	34	0	0	9	0	1	29.2	27	20	19	10	4	26	3	44	2	0	.239
MAJOR TOTALS		2-3	5.76	34	0	0	9	0	1	29.2	27	20	19	10	4	26	3	44	2	0	.239
MINOR TOTALS		18-14	2.95	157	9	0	55	0	18	280.2	216	107	92	17	11	95	4	317	15	1	.211

2019 SEASON

- ◆ Opened season with Triple-A **New Orleans** and made five appearances for Baby Cakes before receiving promotion to Majors, April 23.
- ◆ Made Major League debut with **Marlins**, April 24 at Cleveland (0.2 IP, 1 H, 1 BB, 2 SO).
- ◆ Earned first two MLB wins in consecutive appearances (July 26 & 28 vs. Arizona).
- ◆ Had scoreless appearances in 22 of 33 MLB outings...Averaged 15.93 strikeouts per nine innings with 36 strikeouts in his last 22 MLB appearances (20.1 IP).
- ◆ His 55 combined appearances (33 with Miami and 22 with New Orleans) set new career high.
- ◆ Held opponents to a .237 (27/114) average against, with 35 strikeouts in 22 outings (29.1 IP) with New Orleans.

NOTABLE MINOR LEAGUE AWARDS AND HONORS

- ◆ **2018** Southern League Mid-Season All-Star.

CAREER TRANSACTIONS

- ◆ Sept. 9, 2013...Signed by **Marlins** as international free agent.
- ◆ Feb. 10, 2020...Claimed off waivers by **Angels** from **Marlins**.

PERSONAL/MISC

- ◆ José Gregorio Quijada (kee-HAH-dah).
- ◆ Favorite food is bandeja paisa from Colombia...Enjoys Sunday barbecues.
- ◆ Originally signed by Marlins scouts Wilmer Castillo, Albert Gonzalez and Robin Ordoñez.

MAJOR LEAGUE HITTING TOTALS

AVG	AB	H	HR	RBI
.000	1	0	0	0

CAREER FIELDING

POS	PCT	G	PO	A	E	TC	DP
P	1.000	34	1	2	0	3	0

QUIJADA





2020 LOS ANGELES ANGELS

JC RAMÍREZ

#66

BORN: AUG. 16, 1988
BIRTHPLACE: MANAGUA, NICARAGUA
SIGNED THRU: 2020
ACQUIRED: SIGNED AS MINOR LEAGUE FREE AGENT, FEB. 21, 2020
MARRIED: FLOR MARTINEZ, NOV. 23, 2019

OPENING DAY AGE: 31
RESIDES: MANAGUA, NICARAGUA
MLB SERVICE: 4 YEARS, 108 DAYS

RHP

HEIGHT: 6-5 **WEIGHT:** 250 **BATS:** R **THROWS:** R

NON-ROSTER INVITEE

RAMÍREZ'S LIFETIME PITCHING RECORD

Year	Club	W-L	ERA	G	GS	CG	GF	SHO	SV	IP	H	R	ER	HR	HB	BB	IBB	SO	WP	BK	BAA
2006	Mariners (VSL)	5-1	1.66	14	13	1	0	1	0	65	43	16	12	0	7	35	0	56	11	0	.191
2007	Everett	3-7	4.30	15	15	0	0	0	0	75.1	61	49	36	3	9	43	0	73	9	7★	.211
2008	Wisconsin	6-9	4.14	25	22	2	2	0	0	124	112	68	57	9	13	38	2	113	2	1	.239
2009	High Desert	8-10	5.12	28	27	1	1	0	0	142.1	153	93	81	18	17	53	0	111	14	2	.276
2010	Clearwater	4-3	4.06	11	11	0	0	0	0	64.1	63	34	29	2	8	17	0	55	5	0	.259
	Reading	3-4	5.45	13	13	1	0	0	0	77.2	89	51	47	11	2	24	1	60	0	0	.291
2011	Reading	11-13	4.50	26	26	3★	0	1★	0	144	144	84	72	15	4	55	0	89	5	4	.258
2012	Reading	0-2	3.62	16	0	0	8	0	3	27.1	20	14	11	3	1	14	0	18	1	0	.200
	Lehigh Valley	3-2	4.28	29	0	0	11	0	1	40	36	19	19	3	2	17	1	34	5	0	.250
2013	Reading	1-0	0.00	4	0	0	1	0	0	7	2	0	0	0	0	2	0	8	1	0	.083
	Lehigh Valley	4-2	4.71	30	0	0	9	0	3	42	42	24	22	2	0	23	1	36	4	0	.253
	PHILADELPHIA	0-1	7.50	18	0	0	2	0	0	24	30	22	20	6	0	15	1	16	0	0	.313
2014	Akron	1-0	2.08	10	0	0	7	0	1	13	5	3	3	1	0	8	0	14	2	0	.111
	Columbus	1-3	3.45	25	0	0	15	0	2	31.1	33	16	12	5	1	11	0	15	2	0	.280
2015	Reno	0-1	2.88	23	0	0	6	0	1	25	22	8	8	0	0	10	0	18	0	0	.234
	ARIZONA	1-1	4.11	12	0	0	4	0	0	15.1	15	7	7	1	0	4	2	11	1	0	.254
	Tacoma	1-1	2.50	14	0	0	10	0	0	18	17	6	5	2	1	7	1	18	2	0	.258
	SEATTLE	0-1	7.56	8	0	0	2	0	0	8.1	10	7	7	2	1	7	1	5	0	0	.286
2016	Louisville	0-0	0.00	5	0	0	3	0	0	6	4	0	0	0	0	3	0	10	0	0	.211
	CINCINNATI	1-3	6.40	27	0	0	7	0	1	32.1	35	24	23	7	0	9	2	28	3	0	.278
	LAA	2-1	2.91	43	0	0	9	0	1	46.1	42	17	15	5	4	13	0	31	4	0	.241
2017	LAA	11-10	4.15	27	24	0	1	0	0	147.1	149	72	68	21	6	49	1	105	5	1	.267
2018	LAA	0-2	9.45	2	2	0	0	0	0	6.2	7	8	7	3	0	7	0	4	0	0	.269
2019	Inland Empire (1)	0-1	6.43	4	2	0	0	0	0	7	8	5	5	3	1	2	0	7	0	0	.286
	Salt Lake (1)	1-2	6.59	12	8	0	2	0	0	41	49	32	30	7	4	18	0	26	4	0	.299
	LAA	0-0	4.50	5	0	0	3	0	0	8	8	4	4	1	1	1	0	4	1	0	.250
MAJOR TOTALS		15-19	4.71	142	26	0	28	0	2	288.1	296	161	151	46	12	105	7	204	14	1	.268
ANGELS TOTALS		13-13	4.06	77	26	0	13	0	1	208.1	206	101	94	30	11	70	1	144	10	1	.261
A.L. TOTALS		13-14	4.20	85	26	0	15	0	1	216.2	216	108	101	32	12	77	2	149	10	1	.262
N.L. TOTALS		2-5	6.28	57	0	0	13	0	1	71.2	80	53	50	14	0	28	5	55	4	0	.285
MINOR TOTALS		52-61	4.25	304	137	6	75	2	11	950.1	903	522	449	84	70	380	6	761	67	14	.250

★ led or tied for league lead
 (1) rehab assignment

Disabling Injuries: **2019** — Right elbow UCL injury; disabled Feb. 23 - July 30
2018 — Right elbow strain; disabled Apr. 8 - end of season
2017 — Right elbow strain; disabled Aug. 21 (retro to Aug. 20) - end of season

2019 SEASON

- ◆ Began season on **Angels** injured list with right elbow UCL injury, recovering from April 17, 2018 Tommy John surgery.
- ◆ Beginning May 30, pitched in 12 total games (10 starts) on rehab assignment (four games with Adv.-A **Inland Empire** and eight with Triple-A **Salt Lake**).
- ◆ Made season debut with **Angels** July 31 vs. **Detroit** after missing first 109 games of 2019 and final 152 games of 2018 on injured list.
- ◆ All five big league appearances came in relief after each of previous 26 MLB outings were starts (pitched exclusively in relief for first 4+ big league seasons).
- ◆ Was outrighted to **Salt Lake** August 15 and spent remainder of minor league season with **Bees**.

RAMIREZ



MAJOR LEAGUE SUMMARY

2018

- ◆ Began season with **Angels** in a Major League starting rotation for first time in career.
- ◆ Had season cut short after suffering right elbow strain in second start of year on April 7 vs. Oakland.
- ◆ Underwent right elbow UCL reconstruction (Tommy John surgery) April 17 with Dr. Neal ElAttrache and missed remainder of season.

2017

- ◆ Established single-season career highs with 11 wins, 105 strikeouts and 147.1 innings pitched for **Angels**...The 11 victories led Halos pitching staff.
- ◆ Opened year in bullpen, making three relief appearances before joining starting rotation...Was one of three Major League pitchers with two wins in relief during Opening Week of the season.
- ◆ Pitched in 111 career Major League games (all in relief) before making first career start on Apr. 14 at Kansas City...Became fifth player to make his first MLB start as an Angel after making 100+ relief appearances to start career, and first since Al Levine (Oct. 2, 1999 vs. TEX)...Other three to make first start as Angel after 100+ relief appearances are Dyar Miller (1979), Luis Sanchez (1983) and Doug Corbett (1984).
- ◆ Set career high with nine strikeouts on Apr. 19 at Houston & matched that total on Apr. 30 at Texas.
- ◆ Completed at least seven innings pitched six times, which was tops on Angels.
- ◆ With five game road win streak from Apr. 30 – June 24, became first Angels pitcher to win five straight road starts since Jered Weaver won six straight from June 27 – Aug. 22, 2012.
- ◆ In 10 road starts from Apr. 30 – Aug. 19, went 7-2 with a 2.93 ERA (58.1 IP - 19 ER)...Ranked fifth in American League in ERA in that span.
- ◆ Suffered right elbow strain in start Aug. 19 at Baltimore and missed remainder of season on disabled list.

2016

- ◆ Made **Reds** debut on Apr. 22 after opening season at Triple-A **Louisville**.
- ◆ Matched career high with three innings pitched on Apr. 22 vs. **Cubs**.
- ◆ Earned first Major League save on May 30 at Colorado (0.1 IP).
- ◆ Set career high on June 15 with six strikeouts...Became first Reds pitcher with six strikeouts in two innings pitched since J.J. Hoover in 2014.
- ◆ Claimed off waivers by **Angels** on June 26...Made Angels debut June 27 vs. Houston and became first Nicaraguan-born player in franchise history.
- ◆ Earned first win with Angels on July 18 vs. Texas after tossing 1.2 scoreless innings...Recorded first save with Angels on Sept. 28 vs. Oakland.
- ◆ With Angels, stranded 11 of 14 inherited runners.

2015

- ◆ Earned first Major League win in **Diamondbacks** debut on May 10 vs. San Diego (2.2 IP, 1 ER, 4 H, 1 BB, 3 SO).
- ◆ Traded by Arizona to **Mariners** on July 26 for cash considerations.
- ◆ Tossed two scoreless innings in Seattle debut on Sept. 8 vs. Texas...Did not allow a run in four of first five outings with Mariners.

2014

- ◆ Did not pitch in Majors...Spent entire season in **Indians** organization with Double-A **Akron** and Triple-A **Columbus**.

2013

- ◆ Made Major League debut with **Phillies** on June 23, 2013 vs. New York Mets and struck out all three batters faced.
- ◆ Over first five appearances, did not allow a hit until 18th batter faced (4.2 IP).

NOTABLE MINOR LEAGUE AWARDS AND HONORS

- ◆ **2011** Phillies Minor League Pitcher of the Month for April.
- ◆ **2006** Venezuelan Summer League Post-Season All-Star.

CAREER TRANSACTIONS

- ◆ July 2, 2005...Signed by **Mariners** as non-drafted free agent.
- ◆ Dec. 16, 2009...Traded by **Mariners** with OF Tyson Gillies and RHP Phillippe Aumont to **Phillies** for LHP Cliff Lee.
- ◆ Nov. 1, 2013...Signed by **Indians** to minor league contract.
- ◆ Dec. 1, 2014...Signed by **Diamondbacks** to minor league contract.
- ◆ July 26, 2015...Traded by **Diamondbacks** to **Mariners** for cash considerations.
- ◆ Nov. 25, 2015...Signed by **Reds** to minor league contract.
- ◆ June 26, 2016...Claimed off waivers from **Reds** by **Angels**.
- ◆ Feb. 21, 2020...Signed by **Angels** to minor league contract.





PERSONAL

- ◆ Juan Carlos Ramírez...On Twitter: @jcramy56.
- ◆ Goes by "JC" without periods.
- ◆ Pitched for Nicaragua in 2013 World Baseball Classic qualifiers in Panama City.
- ◆ Entered 2009 ranked by *Baseball America* as fifth-best prospect in Mariners organization.
- ◆ Pitched for La Guaira in Venezuelan Winter League in 2012-13, Carolina in Puerto Rican Winter League in 2014 and Culiacan in Mexican Winter League in 2015.
- ◆ Originally signed by Mariners scouts Luis Molina and Nemesio Porras.

WORLD BASEBALL CLASSIC PITCHING RECORD

Year	Country	W-L	ERA	G	GS	CG	SHO	SV	IP	H	R	ER	BB	SO
2012*	Nicaragua	0-0	13.50	1	0	0	0	0	0.2	1	1	1	3	0

*November 2012 qualifier for March 2013 World Baseball Classic

MAJOR LEAGUE HITTING TOTALS

AVG	AB	H	HR	RBI
.000	4	0	0	0

CAREER FIELDING

POS	PCT	G	PO	A	E	TC	DP
P	.907	142	23	26	5	54	2

RAMÍREZ'S CAREER HIGHS

	SEASON	GAME
Wins	11 — 2017	SO — Twice; last, 4/30/17 at TEX
Losses	10 — 2017	IP — 8 — 8/2/17 vs. PHI
ERA	4.15 — 2017	R & ER — 7 — 6/2/17 vs. MIN
IP	147.1 — 2017	BB — 6 — 7/27/17 at CLE
SO	105 — 2017	H — 10 — 6/8/17 at DET



RAMÍREZ





#56

NEIL RAMÍREZ

BORN: MAY 25, 1989

BIRTHPLACE: VIRGINIA BEACH, VA

SIGNED THRU: 2020

ACQUIRED: SIGNED MINOR LEAGUE CONTRACT, DEC. 22, 2019

MARRIED: TIFFANY

CHILDREN: RYLEIGH SHEA

OPENING DAY AGE: 30

RESIDES: FRANKLIN, TN

MLB SERVICE: 4 YEARS, 82 DAYS

RHP

HEIGHT: 6-4

WEIGHT: 215

BATS: R

THROWS: R

NON-ROSTER INVITEE

RAMIREZ'S LIFETIME PITCHING RECORD

Year	Club	W-L	ERA	G	GS	CG	GF	SHO SV	IP	H	R	ER	HR	HB	BB	IBB	SO	WP	BK	BAA	
2008	—Spokane	1-2	2.66	13	13	0	0	0	44.0	25	15	13	5	6	29	0	52	4	4	.166	
2009	—Hickory	3-6	4.75	18	14	0	0	0	66.1	58	40	35	8	14	41	0	56	4	0	.235	
2010	—Hickory	10-8	4.43	28	26	1	0	0	140.1	150	79	69	14	17	37	0	142	8	1	.281	
2011	—Myrtle Beach	0-0	0.00	1	1	0	0	0	4.2	1	0	0	0	1	0	9	1	0	.063		
	—Round Rock	4-3	3.63	18	18	0	0	0	74.1	63	34	30	6	6	35	0	86	7	0	.229	
	—Frisco	1-0	1.89	6	6	0	0	0	19.0	13	4	4	1	1	8	0	24	1	1	.194	
2012	—Round Rock	6-8	7.66	15	15	0	0	0	74.0	78	65	63	12	6	31	0	63	6	0	.271	
	—Frisco	2-5	4.20	13	12	0	0	0	49.1	47	26	23	6	5	16	0	45	5	1	.258	
2013	—Frisco	9-3	3.84	21	21	0	0	0	103.0	77	46	44	8	5	42	0	127	10	2	.213	
	—Tennessee	0-0	0.00	1	1	0	0	0	4.2	1	0	0	0	2	0	5	0	0	.071		
2014	—Iowa	0-0	7.71	6	0	0	1	0	7.0	7	6	6	2	0	5	0	11	0	0	.250	
	—CHICAGO (N.L.)	3-3	1.44	50	0	0	10	3	43.2	29	11	7	2	2	17	0	53	3	1	.184	
	—Cubs (AZL) (1)	0-0	6.75	2	0	0	0	0	1.1	2	2	1	0	0	2	0	2	0	0	.286	
2015	—CHICAGO (N.L.)	1-0	3.21	19	0	0	4	0	14.0	12	5	5	1	0	6	0	15	2	0	.231	
	—Tennessee (1)	1-1	3.38	6	0	0	0	0	5.1	3	2	2	0	0	3	0	8	9	0	.158	
	—Iowa (1)	0-0	0.00	1	0	0	0	0	0.2	1	0	0	0	0	0	1	0	0	0	.333	
2016	—CHICAGO (N.L.)	0-0	4.70	8	0	0	4	0	7.2	5	4	4	1	0	8	2	10	3	0	.200	
	—MILWAUKEE	0-0	10.80	2	0	0	0	0	1.2	2	2	2	0	0	0	0	3	0	0	.286	
	—MINNESOTA	0-0	6.14	8	0	0	3	0	14.2	15	10	10	5	0	10	0	11	2	0	.278	
	—Rochester	0-0	3.10	16	0	0	6	0	20.1	14	7	7	2	1	7	0	27	0	0	.197	
2017	—SAN FRANCISCO	0-0	8.71	9	0	0	2	0	10.1	15	15	10	2	1	4	0	18	2	0	.319	
	—NEW YORK (N.L.)	0-1	6.43	20	0	0	7	0	21.0	20	15	15	4	0	17	0	26	1	0	.247	
	—Syracuse	2-1	6.14	14	0	0	9	0	14.2	23	10	10	3	0	8	1	20	1	0	.354	
2018	—Columbus	2-1	3.38	14	0	0	7	0	18.2	16	7	7	4	0	3	0	32	1	0	.229	
	—CLEVELAND	0-3	4.54	47	0	0	9	0	41.2	36	21	21	9	3	18	1	51	0	0	.228	
	—Akron (1)	0-0	0.00	1	0	0	0	0	1.0	0	0	0	0	0	1	0	1	0	0	.000	
2019	—CLEVELAND	0-1	5.40	16	0	0	3	0	16.2	18	11	10	5	0	9	0	18	0	0	.281	
	—Columbus	2-1	4.91	25	0	0	4	0	29.1	28	17	16	7	3	11	0	45	1	0	.243	
	—Dunedin (1)	0-0	0.00	1	0	0	0	0	1.0	0	0	0	0	1	0	0	1	0	0	.000	
	—Buffalo (1)	0-0	0.00	1	0	0	0	0	1.0	1	0	0	0	0	0	0	2	0	0	.250	
	—TORONTO	0-0	5.40	6	1	0	0	0	8.1	8	5	5	2	0	6	0	6	1	0	.258	
MAJOR TOTALS		4-8	4.46	185	1	0	42	0	3	179.2	160	99	89	33	6	95	3	211	14	1	.236
MINOR TOTALS		43-39	4.37	221	127	1	27	0	6	680.0	608	360	330	78	65	282	1	759	49	9	.241

(1) rehab assignment

- ◆ Neil Andrew Ramirez...On Twitter: @NAndrewRam...Drafted by **Rangers** in **2007** (first round; 44th overall).
- ◆ **2020** marks first season with the **Angels** after signing a minor league contract Dec. 22, 2019.
- ◆ In MLB career, has pitched in 185 games across parts of last six seasons with **Cubs, Brewers, Twins, Giants, Mets, Indians** and **Blue Jays**...In minor league career, pitched 221 games (127 GS), holding a 43-39 record with six saves and 759 SO in 680 IP...Started 127 of the 221 minor league games in which he appeared.
- ◆ Spent **2019** with **Indians** organization until he was released on Aug. 2 and signed with **Blue Jays** four days later... Between the organizations pitched 25 MLB IP and 39.2 minor league IP.
- ◆ Best season to date was his rookie year with **Cubs** in **2014**: 3-3, three saves, a 1.44 ERA (43.2 IP - 7 ER), .184 BAA (29/158) and 53 strikeouts in 50 relief appearances.
- ◆ Made MLB debut April 25, 2014 at Milwaukee (1.0 IP, BB, SO)...Recorded first career save June 5, 2014 vs. Mets.
- ◆ Minor League Awards and Honors include: **2013** Post-Season and Mid-Season All-Star with Double-A Frisco; Named Pitcher of the Week with Rookie-Level **Spokane** (**2008**), Triple-A **Round Rock** (**2012**) & Double-A **Frisco** (**2013**).
- ◆ 2007 Virginia Player of the Year in high school...Earned silver medal with Team USA in 2006 World Junior Championship, going 1-0 with a 2.89 ERA (2 GS)...Signed a letter of intent to play baseball at Georgia Tech University.
- ◆ Favorite team growing up was Atlanta Braves and favorite players were John Smoltz and Chipper Jones.





2020 LOS ANGELES ANGELS

NOÉ RAMIREZ

#24

BORN: DEC. 22, 1989 **OPENING DAY AGE:** 30
BIRTHPLACE: LOS ANGELES, CA **RESIDES:** LOS ANGELES, CA
SIGNED THRU: 2020 **MLB SERVICE:** 2 YEARS, 139 DAYS
ACQUIRED: CLAIMED OFF WAIVERS FROM BOSTON, AUG. 18, 2017



RHP

HEIGHT: 6-3 WEIGHT: 205 BATS: R THROWS: R

RAMIREZ'S LIFETIME PITCHING RECORD

Year	Club	W-L	ERA	G	GS	CG	GF	SHO	SV	IP	H	R	ER	HR	HB	BB	IBB	SO	WP	BK	BAA
2012	— Greenville	2-7	4.15	16	16	0	0	0	0	84.2	89	43	39	12	3	19	0	82	2	1	.277
2013	— Salem	2-1	2.11	21	0	0	5	1	47	41	13	11	0	4	9	0	44	3	0	.247	
	Portland	1-1	2.83	15	0	0	9	0	5	28.2	22	9	9	4	2	8	0	31	0	0	.218
2014	— Portland	2-1	2.15	42	0	0	31	0	18	67	56	17	16	0	3	16	1	56	6	1	.230
2015	— Pawtucket	4-1	2.32	30	1	0	20	0	3	42.2	33	13	11	1	1	18	0	38	1	0	.217
	BOSTON	0-1	4.15	17	0	0	3	0	0	13	13	12	6	3	2	7	0	13	1	0	.250
2016	— BOSTON	0-0	6.23	14	0	0	7	0	0	13	16	9	9	4	2	8	1	15	0	0	.327
	Pawtucket	2-3	1.85	30	0	0	21	0	7	43.2	39	11	9	3	1	11	0	54	4	0	.238
2017	— BOSTON	0-0	3.86	2	0	0	1	0	0	4.2	3	2	2	0	1	0	4	0	0	0	.176
	Pawtucket	3-3	3.51	33	0	0	26	0	5	48.2	40	19	19	7	3	16	0	57	1	0	.225
	Salt Lake	0-0	0.00	4	0	0	2	0	0	4.1	2	0	0	0	0	2	0	4	0	0	.133
	LAA	0-0	2.16	10	0	0	0	0	0	8.1	3	3	2	0	0	4	0	10	0	0	.111
2018	— LAA	7-5	4.54	69	1	0	12	0	1	83.1	75	43	42	15	6	30	3	95	4	0	.237
2019	— LAA	5-4	3.99	51	7	0	10	0	0	67.2	59	30	30	9	5	20	1	79	2	0	.232
	Inland Empire (1)	0-0	0.00	1	1	0	0	0	0	1	0	0	0	0	0	1	0	0	0	0	.000
	MAJOR TOTALS	12-10	4.31	163	8	0	33	0	1	190	169	99	91	33	15	70	5	216	7	0	.236
	MINOR TOTALS	16-17	2.79	192	18	0	114	0	39	368	322	125	114	27	17	100	1	366	17	2	.240

(1) rehab assignment

Disabling Injuries: 2019 — Viral infection; disabled July 27 (retro to July 24) - Aug. 14

2019 SEASON

- ◆ In third season with **Angels**, pitched to a career-best 3.99 ERA (67.2 IP - 30 ER) across 51 games, including seven starts as an Opener.
- ◆ During 14-game stretch from May 29 – July 5, was 2-1 with a 0.89 ERA (20.1 IP – 2 ER), 27 strikeouts and two walks.
- ◆ Served three-game suspension from Major League Baseball Aug. 14-16 after hitting Houston's Jake Marisnick with a pitch July 16...Prior to serving suspension, missed 19 games on injured list with a viral infection.
- ◆ Averaged 10.51 strikeouts per nine innings, second among qualified Angels relievers in 2019.

MAJOR LEAGUE SUMMARY

2018

- ◆ Made an Opening Day roster for second time in career and first as a member of **Angels**.
- ◆ One of four players to remain on Angels active roster for entire season (also, José Álvarez, Cam Bedrosian and Blake Parker).
- ◆ Set career highs in nearly every major pitching category, including games, wins, innings pitched and strikeouts...Seven wins were most by an Angels reliever since Joe Smith (7) in 2014.
- ◆ Among A.L. rookies, ranked tied for second in games, sixth in strikeouts and tied for sixth in wins...Also ranked tied for sixth among all A.L. relievers in wins.
- ◆ Stranded 25 of 34 inherited runners for season, including all nine of his final inherited runners during months of August and September.
- ◆ Earned first Major League win April 4 vs. Cleveland.
- ◆ Recorded first career save Aug. 27 vs. Colorado and made first career MLB the following day vs. Rockies... Became first player in Angels history to record a save one night and make a start the next day.

RAMIREZ



2017

- ◆ Opened season with **Red Sox** but was optioned to Triple-A **Pawtucket** after one appearance for Boston (1.2 scoreless innings April 8 at Detroit).
- ◆ Spent majority of season with PawSox...During 19-game stretch from May 26 - July 30, went 3-1 with two saves, a 2.61 ERA (31 IP - 9 ER) and 40 strikeouts.
- ◆ Acquired by **Angels** as a waiver claim Aug. 18.
- ◆ Pitched in four games (4.1 scoreless innings) for Triple-A **Salt Lake** before being promoted to Angels Sept. 1.
- ◆ Stranded 10 of 12 inherited runners for Halos and did not allow a run in eight of 10 contests.

2016

- ◆ Made Opening Day roster for first time in career with **Red Sox**.
- ◆ Appeared in 14 total games for Boston across eight Major League stints but spent majority of season with Triple-A **Pawtucket**.
- ◆ Retired nine of 14 first batters faced (64%) for Boston and stranded eight of 12 inherited runners...Held opponents to a .235 average (4-for-17) with RISP.

2015

- ◆ Began season with Triple-A **Pawtucket** before making Major League debut for **Red Sox** July 3 vs. Houston.
- ◆ Stranded 12 of 15 inherited runners on season for Boston across three stints with Club.
- ◆ Did not allow a run in 12 of 14 September appearances and held opponents to a .214 average (6-for-28) in that span.

NOTABLE MINOR LEAGUE AWARDS AND HONORS

- ◆ **2014** Eastern League Mid-Season All-Star.
- ◆ **2013** Arizona Fall League Rising Star's Game Selection...Red Sox Minor League Pitcher of the Month for July.

CAREER TRANSACTIONS

- ◆ June 7, 2011...Drafted by **Red Sox** in fourth round of 2011 First-Year Player Draft (signed Aug. 15, 2011).
- ◆ Aug. 18 2017...Claimed off waivers by **Angels** from **Red Sox**.

PERSONAL/MISC

- ◆ Noé Ramirez...On Twitter: @NOERAMIREZ24.
- ◆ First name is pronounced "no-EH."
- ◆ Has helped run a baseball clinic for Ramona Gardens Boys and Girls Club the past two offseasons.
- ◆ Honored with resolution from Los Angeles City Council Oct. 23, 2018 for accomplishments on and off the field.
- ◆ Assists at Angels RBI League youth camps throughout baseball season...Also visited patients at Children's Hospital of Orange County with Angels teammates during the season.
- ◆ Switched uniform number with Angels from #65 to #25 following 2017 season and changed it to #24 following 2018 season.
- ◆ Attended Alhambra HS (Alhambra, CA) and Cal State University, Fullerton...Following junior year at Fullerton, earned second team All-American honors from Collegiate Baseball and named All-Big West Conference first team.
- ◆ Played for USA Baseball's Collegiate National Team in 2010, earning silver medal at FISU World University Baseball Championships in Japan.
- ◆ Entered 2012 season rated by *Baseball America* as having best changeup in Red Sox organization.
- ◆ Played in Arizona Fall League in 2013.
- ◆ While in the Boston organization, regularly volunteered in the community with hospital visits and meet-and-greets, and participated in the Red Sox Holiday Caravan.
- ◆ Originally signed by Red Sox scout Jim Woodward.

CAREER FIELDING

POS	PCT	G	PO	A	E	TC	DP
P	.923	163	15	9	2	26	0

RAMIREZ'S CAREER HIGHS

	SEASON		GAME
Wins	7 — 2018	SO	5 — 6/5/19 vs. OAK
Losses	5 — 2018	IP	3 — Twice; last, 5/12/18 vs. MIN
ERA	3.99 — 2019	R & ER	5 — 5/23/19 vs. MIN
IP	83.1 — 2018	BB	2 — 11 times; last, 5/23/19 vs. MIN
SO	95 — 2018	H	4 — 5 times; last, 8/23/19 at HOU





ANTHONY RENDON

BORN: JUNE 6, 1990 **OPENING DAY AGE:** 29
BIRTHPLACE: HOUSTON, TX **RESIDES:** HOUSTON, TX
SIGNED THRU: 2026 **MLB SERVICE:** 6 YEARS, 130 DAYS
ACQUIRED: SIGNED AS A MAJOR LEAGUE FREE AGENT DEC. 13, 2020
MARRIED: AMANDA RODRIGUEZ, NOV. 25, 2017
CHILDREN: EMMA, SAVANNAH

INF

HEIGHT: 6-1 WEIGHT: 200 BATS: R THROWS: R

RENDON'S LIFETIME PLAYING RECORD

Year	Club	AVG	G	AB	R	H	2B	3B	HR	RBI	SH	SF	HP	BB	IBB	SO	SB	CS	GDP	OBP	SLG	E
2012	—Potomac	.333	9	27	5	9	2	3	0	0	0	0	0	5	0	4	0	0	0	.630	.438	3
	GCL Nationals	.364	5	11	2	4	1	0	2	6	0	0	0	3	0	3	0	0	0	1.000	.500	1
	Auburn	.259	8	27	7	7	2	0	1	3	0	0	1	4	0	6	0	0	0	.444	.375	1
	Harrisburg	.162	21	68	14	11	3	1	3	3	0	0	3	11	0	16	0	0	3	.368	.305	2
2013	—Harrisburg	.319	33	116	17	37	11	2	6	24	0	3	3	30	0	25	1	0	1	.461	.603	4
	WASHINGTON	.265	98	351	40	93	23	1	7	35	2	5	5	31	3	69	1	1	7	.329	.396	16
	Syracuse	.182	3	11	2	2	1	0	0	0	0	0	1	2	0	3	0	0	0	.357	.273	2
2014	—WASHINGTON	.287	153	613	111★	176	39	6	21	83	0	5	5	58	2	104	17	3	11	.351	.473	15
2015	—Harrisburg (1)	.250	8	24	1	6	3	0	0	0	0	0	0	3	0	4	0	0	0	.333	.375	0
	WASHINGTON	.264	80	311	43	82	16	0	5	25	0	4	4	36	0	70	1	2	8	.344	.363	4
	Potomac (1)	.471	6	17	2	8	2	0	0	1	0	0	0	3	0	2	0	0	1	.550	.588	0
2016	—WASHINGTON	.270	156	567	91	153	38	2	20	85	0	8	7	65	2	117	12	6	5	.348	.450	9
2017	—WASHINGTON	.301	147	508	81	153	41	1	25	100	0	6	7	84	6	82	7	2	7	.403	.533	7
2018	—WASHINGTON	.308	136	529	88	163	44★	2	24	92	0	8	5	55	5	82	2	1	5	.374	.535	6
	Potomac (1)	.625	2	8	3	5	2	0	0	1	0	0	1	0	0	0	0	0	0	.667	.875	0
2019	—WASHINGTON	.319	146	545	117	174	44★	3	34	126★	0	9	12	80	8	86	5	1	13	.412	.598	11
MAJOR TOTALS		.290	916	3424	571	994	245	15	136	546	4	45	45	409	26	610	45	16	56	.369	.490	53
MINOR TOTALS		.288	95	309	53	89	27	6	12	38	0	36	33	61	0	63	1	0	5	.416	.531	13

★ led or tied for league lead
 (1) rehab assignment

Disabling Injuries: **2019** — Left elbow contusion; disabled April 30 (retro, April 27) - May 7.
2018 — Left toe contusion; disabled April 22 (retro, April 19) - May 5.
2015 — Sprained left MCL; disabled April 6-June 4.
 Left quad strain; disabled June 25-July 25

2019 SEASON

- ◆ In seventh season with **Nationals**, finished third in N.L. MVP race (won by Cody Bellinger) after batting .319 (174/545) with 117 runs scored, 34 home runs, 126 RBI and a 1.10 OPS (.412 OBP/.598 SLG)... Led Majors in RBI and paced (T-1st) the Senior Circuit for the second straight season in doubles...Also finished in the Top 5 in the N.L. in average (3rd), runs (3rd), OBP (2nd), slugging (3rd) and OPS (1.010).
- ◆ Tabbed as a Louisville Silver Slugger for the second time in his career (also, 2014).
- ◆ Named an All-Star for the first time in career...Was just the second Nats third baseman ever named to the Midsummer Classic, joining Ryan Zimmerman in 2009...Did not attend game due to injury rehab.
- ◆ According to *FanGraphs.com*, finished the season with the Majors' seventh-highest WAR (7.0), good for fourth in the National League... Two defensive runs saved also ranked sixth among N.L. third basemen.

HOT CORNER HOT TAKE

In 2019, Anthony Rendon joined Alex Rodriguez (2005) and Al Rosen (1953) as the only third basemen in M.L. history to hit .315 with 115 runs scored, 125 RBI and 30 home runs in a single season (min. 75% of games played at third base)...He was also the first big leaguer to turn the trick since Matt Kemp in 2011.



CAREER SUMMARY

- ◆ Eight-year Major League veteran begins first season with the Angels...Signed seven-year contract Dec. 13, 2019...For more contract info, see Career Transactions section below.
- ◆ Finished in the Top 5 of the National League MVP race three times (2014, 2017, & 2019)...Tabbed as a Louisville Silver Slugger twice (2014 & 2019) and was named to first All-Star Game in 2019.
- ◆ Since the start of the 2017 season, he and Mike Trout are the only players with three consecutive 6.0+ fWAR seasons.
- ◆ Entering 2020, boasts the second-highest career batting average (.290) by an active third baseman, trailing only Nolan Arenado (.295)...Since 2016, ranks second in the Majors by a third baseman in doubles (167) and RBI (403) and third in OPS (.912)...In that same time frame, his 36.6 defensive rating on *FanGraphs.com* trails only Matt Chapman (40.8) for the highest among third basemen...Has saved 11 runs as a third baseman since the start of the 2016 campaign, good for second in the Majors (min. 5000 innings).
- ◆ Earned MLB's Comeback Player of the Year Award for the National League in 2016 following an injury plagued 2015 season... Named N.L. Player of the Week twice in career.
- ◆ On April 30, 2017, went 6-for-6 with three home runs and 10 RBI...*For more info, see 2017 season season summary.*
- ◆ Drafted by the Nationals in the first round (6th overall pick) out of Rice University (Houston, TX).

MAJOR LEAGUE SUMMARY

2018

- ◆ In sixth season with the **Nationals**, recorded a career-best 44 doubles which were tied for the Senior Circuit lead...Also Ranked in the N.L.'s Top 10 in average (4th), OPS (5th), slugging (6th) and extra-base hits (9th).
- ◆ Per *FanGraphs.com*, ranked second in the National League with a 6.3 fWAR.
- ◆ Named a finalist for the Rawlings Gold Glove Award at third base (won by Nolan Arenado)...Finished 11th in the N.L. MVP voting (won by Christian Yelich).
- ◆ Tallied a career-long 33-game on-base streak from Aug. 21-Sept. 25.

2017

- ◆ Finished sixth in the National League MVP race (won by Giancarlo Stanton) in fifth season with the **Nationals**... Posted a 6.7 fWAR, tied with Kris Bryant for second in the N.L. and trailing only Stanton's 7.3 mark.
- ◆ Finished the season ranked among N.L. leaders in doubles (4th), OBP (6th) and OPS (9th)...Tallied first career 100-RBI season, a then career high...Was the first Nats third baseman with a 100-RBI season since Ryan Zimmerman in 2009.
- ◆ His 15.8 defensive rating on *FanGraphs.com* led the National League and trailed only Andrelton Simmons' 22.6 mark.
- ◆ Went 6-for-6 with three home runs and 10 RBI vs. Mets on April 30...Became the 13th player in M.L. history to log a 10-RBI game...Was the first Major Leaguer with a 10+-RBI game since Garret Anderson's 11 RBI output in 2007 vs. Yankees...Was just the second player ever with six hits, three home runs and 10 RBI in a single tilt, joining Cincinnati's Walker Cooper did so on July 6, 1949.

2016

- ◆ Appeared in a career-high 156 games during fourth season with **Washington**...Paced the Club with 91 runs scored and ranked second in hits, second in doubles, and third in RBI...His 38 doubles and .976 fielding percentage led N.L. third basemen.
- ◆ Registered 500th career hit, a three-run home run, Sept. 27 vs. Arizona.

2015

- ◆ Limited to 80 games for the **Nats** in third big league season...Suffered a sprained MCL in left knee while diving for a ball during Spring Training and opened the season on the D.L...Appeared in 18 games from June 4-25 before suffering a left quad injury...Reinstated July 25 and appeared in 62 games the remainder of the season.

2014

- ◆ Finished fifth in the National League MVP race during first full big league season with the **Washington**...Notched first career Louisville Silver Slugger award after batting .287 (176/613) with 39 doubles, six triples, 21 home runs and 83 RBI.
- ◆ Led the league with 111 runs scored (3rd in Majors)...Was just the fourth National to eclipse the 100-run mark: Alfonso Soriano (119 in 2006), Ryan Zimmerman (110 in 2009) and Nick Johnson (100 in 2006).
- ◆ Finished the season ranking fourth in the Majors (2nd in the N.L.) with a 6.6 fWAR...Also finished the N.L. Top 5 in hits (T-5th), total bases (290, 3rd), doubles (T-4th), extra-base hits (66, T-5th).

2013

- ◆ After starting the season in the minors, made Major League debut with **Washington**, April 21 at New York (N.L.)... Tallied first big league hit April 22 vs. St. Louis, a double off Shelby Miller.





POSTSEASON SUMMARY

- ◆ Has made appearances in four different postseasons including the Nationals' 2019 World Series title run...Owns a career .282 (33/117) postseason batting average with eight doubles, five home runs and eight RBI.
- ◆ During **2019** World Series run, posted a combined .328 (20/61) average across four different postseason rounds... Talled a Washington/Montreal franchise-record 20 hits, 15 RBI and 11 walks during the postseason...In the NL Wild Card Game vs. Milwaukee, drew an eighth-inning walk off Josh Hader to load the bases...Scored from first on a Juan Soto single and an error by the right fielder...Run proved to be game-winning run as Nationals won the contest 4-3...Posted a team-leading .412 (7/17) average including three doubles, a home run and five RBI in the NLDS vs. the Dodgers...Went 3-for-5 with a double, home run and an RBI in decisive Game 5 at Dodger Stadium... Hit back-to-back solo home runs with Juan Soto off Clayton Kershaw in the 8th inning with the Nats trailing 3-1... Led the Nats in average for the second straight series (min. 10 AB), posting a .417 (5/12) clip vs. the Cardinals in the NLCS...Advanced to the World Series vs. Houston and went on to hit .276 (8/29) with three doubles, two home runs and a team-leading eight RBI...Last player in the World Series with more RBI was Addison Russell with nine RBI in 2016...With team trailing 2-0 in the 7th inning of Game 7, connected for a solo home run off Zack Greinke.
- ◆ In **2017**, saw third career postseason action and went 3-for-17 (.176) with a double, home run and an RBI in five NLDS games vs. the Cubs.
- ◆ Posted a .150 (3/20) average during the **2016** NLDS vs. the Dodgers...Talled first career postseason home run during Game 3 off Kenta Maeda.
- ◆ Made postseason debut in **2014**...Led the team with a .368 (7/19) average and seven hits during Club's NLDS loss to the Giants.

WILD CARD GAME TOTALS

Year	Club, Opp	AVG	G	AB	R	H	2B	3B	HR	RBI	SH	SF	HBP	BB	IBB	SO	SB	CS	GDP	SLG	OBP	E
2019	—WAS, MIL	.000	1	3	1	0	0	0	0	0	0	0	0	1	0	1	0	0	0	.000	.250	0

DIVISION SERIES TOTALS

Year	Club, Opp	AVG	G	AB	R	H	2B	3B	HR	RBI	SH	SF	HBP	BB	IBB	SO	SB	CS	GDP	SLG	OBP	E
2014	—WAS, SF	.368	4	19	0	7	0	0	0	1	0	0	0	1	0	2	1	0	0	.368	.400	0
2016	—WAS, LAD	.150	5	20	1	3	0	0	1	4	0	0	0	1	0	6	0	0	0	.300	.190	0
2017	—WAS, CHC	.176	5	17	4	3	1	0	1	1	0	0	0	5	1	1	0	0	0	.412	.364	1
2019	—WAS, LAD	.412	5	17	4	7	3	0	1	5	0	2	0	3	0	3	0	0	0	.765	.455	0
Totals		.274	19	73	10	20	4	0	3	11	0	2	0	10	1	12	1	0	0	.452	.353	0

CHAMPIONSHIP SERIES TOTALS

Year	Club, Opp	AVG	G	AB	R	H	2B	3B	HR	RBI	SH	SF	HBP	BB	IBB	SO	SB	CS	GDP	SLG	OBP	E
2019	—WAS, STL	.417	5	12	2	5	1	0	0	2	0	1	0	4	2	3	0	0	0	.500	.529	0

WORLD SERIES TOTALS

Year	Club, Opp	AVG	G	AB	R	H	2B	3B	HR	RBI	SH	SF	HBP	BB	IBB	SO	SB	CS	GDP	SLG	OBP	E
2019	—WAS, HOU	.276	7	29	3	8	3	0	2	8	0	0	0	3	0	3	0	0	0	.586	.344	1

NOTABLE MINOR LEAGUE AWARDS AND HONORS

- ◆ **2013** Eastern League Player of the Week (May 13).
- ◆ **2012** Arizona Fall League All-Prospect Team...Arizona Fall League Rising Stars Game.

CAREER TRANSACTIONS

- ◆ June 5, 2008...Drafted by the **Braves** in the 27th round of the First-Year Player Draft (did not sign).
- ◆ June 6, 2011...Drafted by the **Nationals** in the 1st round (6th overall) of the First-Year Player Draft.
- ◆ Dec. 13, 2019...Signed a seven-year contract with the **Angels**.

PERSONAL/MISC

- ◆ Anthony Michael Rendon...On Twitter: @AnthonyRendon_6.
- ◆ Self-proclaimed Taylor Swift "admirer"...Wore homemade "I Love Taylor Swift" shirt during Spring Training 2016.
- ◆ Was an active participant in several charitable efforts with the Nationals including Nationals Youth Baseball Academy...Started Anthony's Academy All-Stars, a season-long program giving scholar-athletes from the Nationals Youth Baseball Academy the opportunity to attend a Nationals Baseball game, enjoy a behind-the-scenes look at team operations, a private meet-and-greet with Rendon as well as special batting practice viewing.

RENDON





- ◆ Attended Rice University (Houston, TX)...Named by *Baseball America* as the 2009 College Freshman of the Year...Was the fourth underclassman to receive the honors in the 30-year history of the award...Former college teammates with Tyler Duffey, Tony Cingrani and JT Chargois.
- ◆ Prepped at Lamar High School (Houston, TX)...Was a three-time All-District selection in High School...As a senior, named First Team 5A All-State shortstop and was an All-Greater Houston selection by the Houston Chronicle... Hit .570 with eight home runs and 56 RBI in final high school season.
- ◆ June 29, 2010 was honored by Houston Mayor Annise Parker with "Anthony Rendon Day in Houston".

MISCELLANEOUS STATS

CAREER MULTIPLE-HOME RUN GAMES [7] THREE-HR GAMES [1]

April 30, 2017 vs. NYM

TWO-HR GAMES [6]

Aug. 31, 2019 vs. MIA
July 12, 2018 at NYM

June 11, 2019 at CWS
July 15, 2017 at CIN

April 12, 2019 vs. PIT
May 23, 2017 vs. SEA

CAREER GRAND SLAMS HOME RUNS [3]

July 29, 2019 vs. ATL

July 15, 2017 at CIN

Sept. 6, 2016 vs. ATL

CAREER WALK-OFF PLATE APPEARANCE / HIT / RBI [3]

Aug. 30, 2019 vs. MIA (2-RBI single; 9th)
Aug. 20, 2019 vs. CWS (RBI single; 9th)

Aug. 21, 2014 vs. ARI (single, run scores on E5, no RBI; 9th)

ALL-STAR GAME RECORD

Year	Club	Site	AVG	G	AB	R	H	2B	3B	HR	RBI	SH	SF	HBP	BB	IBB	SO	SB	CS	GDP	SLG	OBP	E	
2019	N.L.	CLE																						

DID NOT PLAY - INJURY REHAB

CAREER FIELDING

POS	PCT	G	PO	A	E	TC	DP
2B	.982	170	305	402	13	720	93
3B	.971	759	523	1251	53	1827	145
SS	.846	4	9	2	2	13	1

RENDON'S CAREER HIGHS

	SEASON		GAME
AVG	.300 — 2009	H	5 — 2 times; last, 5/30/11 vs. FLA
H	171 — 2011	HR	2 — 17 times; last, 9/15/18 vs. SEA
R	107 — 2012	R	4 — 2 times; last, 6/21-10 vs. NYY
BB	75 — 2013	BB	4 — 5/6/15 vs. SF
2B	44 — 2017	2B	2 — 25 times; last, 9/15/17 vs. TEX
HR	35 — 2017	RBI	6 — 5 times; last, 7/30/17 vs. HOU
RBI	109 — 2017	SB	2 — 5 times; last, 4/11/18 at TEX
SB	21 — 2011	Hit Streak	18 — Apr. 24 - May 11, 2009





2020 LOS ANGELES ANGELS

#4

LUIS RENGIFO

BORN: FEB. 26, 1997
BIRTHPLACE: NAGUANAGUA, VZ
SIGNED THRU: 2019
ACQUIRED: FROM TAMPA BAY IN EXCHANGE FOR INF C.J. CRON, MARCH 20, 2018
MARRIED: ALBI GONZALEZ
CHILDREN: MAXIMILIANO

OPENING DAY AGE: 23
RESIDES: VALENCIA, VZ
MLB SERVICE: 147 DAYS

INF

HEIGHT: 5-10

WEIGHT: 195

BATS: S

THROWS: R

RENGIFO'S LIFETIME PLAYING RECORD

Year	Club	AVG	G	AB	R	H	2B	3B	HR	RBI	SH	SF	HBP	BB	IBB	SO	SB	CS	GDP	SLG	OBP	E
2014	— Mariners (VSL)	.198	64	227	39	45	11	2	1	20	6	1	5	39	0	45	11	5	1	.278	.327	12
2015	— Mariners 2 (DSL)	.336	60	217	49	73	10	6	2	35	7	3	5	22	1	22	19	8	4	.465	.405	8
2016	— Mariners (AZL)	.239	34	109	16	26	7	2	1	9	1	0	1	13	0	31	22	3	2	.367	.325	9
2017	— Clinton	.250	102	400	65	100	24	4	11	44	6	3	8	33	0	80	29	14	8	.413	.318	19
	Bowling Green	.250	23	96	14	24	3	1	1	8	0	0	0	8	0	17	5	3	0	.333	.308	2
2018	— Inland Empire	.323	41	161	36	52	11	3	2	16	0	0	2	27	0	22	22	8	2	.466	.426	7
	Mobile	.305	40	151	37	46	10	5	2	21	0	0	7	23	3	22	13	2	6	.477	.420	5
	Salt Lake	.274	46	190	36	52	9	5	3	27	1	2	1	25	0	31	6	6	2	.421	.358	4
2019	— Salt Lake	.273	27	110	16	30	4	1	5	14	0	1	0	11	0	24	3	3	2	.464	.336	6
	LAA	.238	108	357	44	85	18	3	7	33	1	3	5	40	0	93	2	5	6	.364	.321	12
MAJOR TOTALS		.238	108	357	44	85	18	3	7	33	1	3	5	40	0	93	2	5	6	.364	.321	12
MINOR TOTALS		.270	410	1551	292	418	85	28	23	180	21	9	29	190	4	270	127	49	25	.405	.358	72

2019 SEASON

- ◆ Saw first big league action across three different stints with the **Angels**...After beginning the season with Triple-A **Salt Lake**, was recalled April 25 and made Major League debut that day, starting at second base...Singled in second at-bat off Masahiro Tanaka for first big league hit...Notched first home run June 2nd in Seattle...His seven home runs were the most by a rookie Halo middle infielder since Adam Kennedy's nine in 2000.
- ◆ According to *FanGraphs.com*, logged three defensive runs saved, tied for second on the team with David Fletcher (min. 250 inn.).
- ◆ With the Bees, averaged a home run once every 22 at-bats.

NOTABLE MINOR LEAGUE AWARDS AND HONORS

- ◆ **2018** Angels Organizational Player of the Month for May and June...*MiLB.com's* Southern League Player of the Month for June...Angels Organizational Defensive Player of the Month for August...MiLB Organizational All-Star.

CAREER TRANSACTIONS

- ◆ Mar. 16, 2014...Signed with **Mariners** as an international free agent.
- ◆ Aug. 6, 2017...Acquired by **Rays** with LHP Anthony Misiewicz and a PTBNL (INF Osmy Gregorio) from **Mariners** for RHP Ryan Garton and C Mike Marjama.
- ◆ Mar. 20, 2018...Acquired by **Angels** from **Rays** for INF C.J. Cron.

PERSONAL/MISC

- ◆ Luis Jose Rengifo (wren-HE-foe).
- ◆ Originally signed by Mariners scouts Tim Kissner, Emilio Sarrasquel and Illich Salazar.

RENGIFO





HANSEL ROBLES

#57

BORN: AUG. 13, 1990 **OPENING DAY AGE:** 29
BIRTHPLACE: BONA0, D.R **RESIDES:** BONA0, D.R.
SIGNED THRU: 2020 **MLB SERVICE:** 4 YEARS, 119 DAYS
ACQUIRED: CLAIMED OFF WAIVERS FROM NEW YORK (N.L.), JUNE 23, 2018
MARRIED: YASMILKA MOREL, DEC. 2019

RHP

HEIGHT: 6-0 WEIGHT: 220 BATS: R THROWS: R

ROBLES' LIFETIME PITCHING RECORD

Year	Club	W-L	ERA	G	GS	CG	GF	SHO	SV	IP	H	R	ER	HR	HB	BB	IBB	SO	WP	BK	BAA
2009	— Mets (DSL)	5-4	2.91	15	9	0	0	0	0	58.2	47	30	19	0	9	16	0	60	5	0	.216
2010	— Mets 1 (DSL)	3-3	3.09	14	12	0	2	0	1	67	64	27	23	1	5	13	0	51	3	1	.257
2011	— Kingsport	3-1	2.68	15	0	0	4	0	1	37	28	13	11	2	10	16	1	42	1	1	.211
2012	— Brooklyn	6-1	1.11★	12	12	0	0	0	0	72.2	47	14	9	0	4	10	0	66	2	1	.184
2013	— St. Lucie	5-4	3.72	16	15	0	0	0	0	84.2	83	38	35	8	6	29	0	66	4	0	.259
	— Mets (GCL)	0-1	4.22	2	2	0	0	0	0	10.2	12	6	5	0	2	2	0	5	0	1	.300
2014	— Binghamton	7-6	4.31	30	18	1	3	1	0	110.2	107	57	53	10	7	43	0	106	4	1	.255
2015	— Las Vegas	1-0	0.00	5	0	0	0	0	0	7.2	6	0	0	0	0	1	0	10	0	0	.207
	— NEW YORK (NL)	4-3	3.67	57	0	0	7	0	0	54	37	27	22	8	2	18	1	61	2	1	.190
2016	— NEW YORK (NL)	6-4	3.48	68	0	0	15	0	1	77.2	69	32	30	7	1	36	4	85	3	0	.240
2017	— NEW YORK (NL)	7-5	4.92	46	0	0	9	0	0	56.2	47	31	31	10	5	29	2	60	2	0	.226
	— Las Vegas	0-1	5.79	18	0	0	11	0	4	23.1	27	16	15	5	2	14	0	22	1	0	.287
2018	— NEW YORK (NL)	2-2	5.03	16	0	0	3	0	0	19.2	21	11	11	7	1	10	1	23	1	0	.280
	— Las Vegas (1)	0-0	3.52	8	0	0	4	0	2	7.2	7	3	3	1	0	5	1	7	3	0	.241
	— LAA	0-1	2.97	37	0	0	11	0	2	36.1	32	15	12	2	1	15	0	36	1	0	.237
2019	— LAA	5-1	2.48	71	1	0	51	0	23	72.2	58	20	20	6	0	16	1	75	4	1	.221
MAJOR TOTALS		24-16	3.58	295	1	0	96	0	26	317	264	136	126	40	10	124	9	340	13	2	.227
MINOR TOTALS		30-21	3.24	135	68	1	24	1	8	480	428	204	173	27	45	149	2	435	23	5	.239

★ led or tied for league lead
 (1) rehab assignment

Disabling Injuries: 2018 — Right shoulder impingement; disabled Aug. 16 (retro to Aug. 15) - Aug. 26
 Right knee sprain; disabled May 11 (retro to May 9) - May 28

2019 SEASON

- ◆ In first full season with **Angels**, was recipient of Nick Adenhardt Pitcher of the Year Award, which is given to Angels pitcher whose performance is selected by his teammates as the most outstanding throughout the course of the regular season...Third reliever to win the award, joining Huston Street (2015) and Yusmeiro Petit (2017).
- ◆ Established single-season career bests in games, ERA and saves...Took over Angels closer role in late April...His 23 saves were most by an Angels reliever since Huston Street had 40 in 2015 and tied for eighth in American League.
- ◆ Led Majors (min. 35 IP) with a 1.52 ERA (47.1 IP - 8 ER) from June 1 through end of season.
- ◆ Retired 27 straight batters from Aug. 21-Sept. 14....Streak of 10.1 consecutive no-hit innings from Aug. 27-Sept. 15 was longest for an Angels pitcher since Ernesto Frieri (13.1) in 2012...Did not allow a run in first 13 innings pitched at Angel Stadium.
- ◆ Recorded first career four-out save May 11 vs. Dodgers.
- ◆ Made first start of Major League career April 21 vs. Seattle (235th MLB game) as Angels "Opener"...Previous start as a professional came Aug. 26, 2014 for Double-A Binghamton.

CAREER HIGHLIGHTS

- ◆ Made Major League debut Apr. 24, 2015 at Yankee Stadium, becoming first Mets player to make his debut during Subway Series...Appeared in three postseason games (including two in World Series) during rookie season for Mets...Earned first Major League win June 15, 2015 vs. Blue Jays...Recorded first career save Sept. 23, 2016 vs. Phillies...Recipient of Angels 2019 Nick Adenhardt Pitcher of the Year Award.





MAJOR LEAGUE SUMMARY

2018

- ◆ Appeared in 16 games for **Mets** and averaged 10.53 strikeouts per nine innings (19.2 IP - 23 strikeouts), before being designated for assignment June 22.
- ◆ Claimed off waivers by **Angels** June 23 and made Angels debut June 24 vs. Toronto.
- ◆ Earned saves in each of final two appearances...Struck out side in final outing Sept. 28 vs. Oakland.
- ◆ Did not allow an earned run in 12 of 13 appearances to conclude the season.
- ◆ Had streak of 16 straight outings without allowing a home run from June 25 – July 29.

2017

- ◆ Began season with **Mets**...Optioned to Triple-A **Las Vegas** May 23...Recalled July 17 and remained with team for rest of year.
- ◆ Tied for sixth among Major League relievers with seven victories...First Mets reliever with six-or-more relief wins since Dennis Cook (1998-2000).
- ◆ Held left-handers to a .189 (14/74) batting average, which was 14th-lowest mark in National League.
- ◆ Tossed career-best 14.1 consecutive scoreless innings from April 12-May 10.

2016

- ◆ Set career highs in appearances (68), innings pitched (77.2) and strikeouts (85) in first full season with **Mets**...Also registered career-best ERA (3.48).
- ◆ Ranked ninth among National League relievers in strikeouts...Six relief wins led Mets bullpen and tied fourth in N.L.
- ◆ Collected first Major League save with 2.2 scoreless innings, Sept. 23 vs. Philadelphia
- ◆ Worked career-high 3.2 innings with a career-best six strikeouts, June 21 vs. Kansas City.
- ◆ Was suspended for first two games of year for throwing at Philadelphia's Cameron Rupp on Sept. 30, 2015.

2015

- ◆ Made Major League debut with **Mets**, Apr. 24 at Yankees, pitching one scoreless inning with two strikeouts and stranded two inherited runners.
- ◆ Ranked fifth among N.L. rookies in appearances.
- ◆ Earned first Major League win June 15 vs. Toronto.

POSTSEASON SUMMARY

- ◆ Made postseason debut in **2015** with **Mets**, working one perfect inning with two strikeouts in Game 2 of NLDS at Dodger Stadium...Was on Mets roster, but did not appear in a game during NLCS vs. Cubs...Pitched one scoreless inning in each of two appearances during World Series vs. Royals.
- ◆ In **2016**, was on **Mets** postseason roster, but did not appear in Wild Card Game vs. Giants.

WILD CARD GAME TOTALS

Year	Club, Opp.	W-L	ERA	G	GS	CG	SHO	SV	IP	H	R	ER	BB	SO
2016	NYM, SF				DID NOT PITCH									

DIVISION SERIES TOTALS

Year	Club, Opp.	W-L	ERA	G	GS	CG	SHO	SV	IP	H	R	ER	BB	SO
2015	NYM, LAD	0-0	0.00	1	0	0	0	0	1	0	0	0	0	2

LEAGUE CHAMPIONSHIP SERIES TOTALS

Year	Club, Opp.	W-L	ERA	G	GS	CG	SHO	SV	IP	H	R	ER	BB	SO
2015	NYM, CHC				DID NOT PITCH									

WORLD SERIES TOTALS

Year	Club, Opp.	W-L	ERA	G	GS	CG	SHO	SV	IP	H	R	ER	BB	SO
2015	NYM, KC	0-0	0.00	2	0	0	0	0	2	0	0	0	0	2

NOTABLE MINOR LEAGUE AWARDS AND HONORS

- ◆ **2012** New York-Penn League Mid-Season All-Star...Sterling Award.

CAREER TRANSACTIONS

- ◆ Aug. 21, 2008...Signed by **Mets** as non-drafted free agent.
- ◆ June 23, 2018...Claimed off waivers by **Angels** from **Mets**.

ROBBLES





PERSONAL/MISC

- ◆ Hansel Manuel Sanchez Robles.
- ◆ Entrance from bullpen at Angel Stadium became viral hit in 2019...Entrance featured theme music of WWE's The Undertaker and accompanying video on scoreboards with a galloping white horse, candles, the moon and lightning bolts...A white horse-costumed character would also appear in Angels Entertainment booth on broadcast level during the entrance.
- ◆ Attended Escuela Basica Sonador Bonao HS (Bonao, D.R.).
- ◆ Active in community in town of Sonador, D.R...Delivers Christmas meals and participates in children's baseball clinics in offseason.
- ◆ Pitched for Dominican Republic during 2017 World Baseball Classic.
- ◆ Raises cattle and enjoys hiking along river and fields in Sonador.
- ◆ Pitched for Scottsdale in 2013 Arizona Fall League, representing Mets organization.
- ◆ Following 2014 season, made 13 relief appearances for Tigres del Licey in Dominican Winter League and pitched to a 0.77 ERA (11.2 IP - 1 ER).
- ◆ Received 2012 Sterling Award, emblematic of Most Valuable Player for each affiliate in Mets organization.
- ◆ Originally signed by Mets scouts Ramon Pena, Ismael Cruz and Marciano Alvarez.

WORLD BASEBALL CLASSIC PITCHING RECORD

Year	Country	W-L	ERA	G	GS	CG	SHO	SV	IP	H	R	ER	BB	SO
2017	Dominican Rep.	0-0	2.45	4	0	0	0	0	3.2	3	1	1	0	4

MAJOR LEAGUE HITTING TOTALS

AVG	AB	H	HR	RBI
.000	4	0	0	0

CAREER FIELDING

POS	PCT	G	PO	A	E	TC	DP
P	.970	295	17	15	1	33	1

ROBLES' CAREER HIGHS

	SEASON		GAME
Wins	7 — 2017	SO	6 — 6/21/16 vs. KC
Saves	23 — 2019	IP	3.2 — 6/21/16 vs. KC
ERA	2.48 — 2019	R & ER	5 — Twice; last, 5/15/17 at ARI
IP	77.2 — 2016	BB	3 — 7/7/19 at HOU
SO	85 — 2016	H	5 — 8/24/16 at STL

ROBLES





2020 LOS ANGELES ANGELS

JOSÉ RODRIGUEZ

#63

BORN: AUG. 29, 1995
BIRTHPLACE: BOLIVAR, VZ
SIGNED THRU: 2020
ACQUIRED: SIGNED AS INTERNATIONAL FREE AGENT, DEC. 3, 2012

OPENING DAY AGE: 24
RESIDES: BOLIVAR, VZ
MLB SERVICE: 34 DAYS



RHP

HEIGHT: 6-2

WEIGHT: 175

BATS: R

THROWS: R

NON-ROSTER INVITEE

RODRIGUEZ'S LIFETIME PITCHING RECORD

Year	Club	W-L	ERA	G	GS	CG	GF	SHO	SV	IP	H	R	ER	HR	HB	BB	IBB	SO	WP	BK	BAA
2013	—Angels (DSL)	3-3	1.64	22	2	0	4	0	1	44	33	10	8	1	3	12	0	38	2	1	.213
2014	—Angels (AZL)	2-1	4.85	9	4	0	1	0	1	26	34	15	14	1	1	5	0	29	3	0	.312
2015	—Orem	3-3	4.79	15	15	0	0	0	0	62	77	35	33	5	2	16	0	58	5	1	.312
2016	Burlington	7-5	3.14	27	27	0	0	0	0	131.2	135	53	46	4	2	32	0	115	4	3	.263
2017	—Inland Empire	8-12	5.18	27	27	0	0	0	0	149.1	178	97	86	11	4	44	0	134	2	0	.295
2018	—Mobile	7-10	6.12	23	23	0	0	0	0	114.2	144	86	78	10	3	41	0	105	8	2	.304
2019	—Mobile	0-2	7.27	5	5	0	0	0	0	17.1	24	15	14	2	1	6	0	24	0	0	.324
	Salt Lake	3-3	6.29	18	2	0	3	0	2	44.1	48	33	31	7	1	22	0	45	2	0	.274
	LAA	0-1	2.75	9	1	0	2	0	0	19.2	17	6	6	5	0	11	0	13	1	0	.233
MAJOR TOTALS		0-1	2.75	9	1	0	2	0	0	19.2	17	6	6	5	0	11	0	13	1	0	.233
MINOR TOTALS		33-39	4.73	146	105	0	8	0	4	589.1	673	344	310	41	17	178	0	548	26	7	.286

- ◆ José Daniel Rodríguez... Originally signed by Angels scouts Lebi Ochoa and Mauro Zerpa.
- ◆ Began **2019** with Double-A **Mobile** in the Southern League and made five starts for BayBears before being promoted to Triple-A **Salt Lake**, May 18.
- ◆ In 15 games (two starts) at Triple-A, was 3-2 with two saves and a 6.23 ERA (39 IP – 27 ER) and 41 strikeouts.
- ◆ Made Major League debut with **Angels** July 27 vs. Baltimore (1.2 IP, 1 H, 2 SO)...Had first Major League start Sept. 22 at Houston...Recorded a 2.75 ERA (19.2 IP - 6 ER) and .233 (17/73) opposing batting average across nine games for Angels.
- ◆ Compiled a 10-inning scoreless streak from Aug. 12-Sept. 17.
- ◆ Set season high with four innings pitched Aug. 12 vs. Pittsburgh...Had two outings with three scoreless innings of work, Sept. 10 vs. Cleveland and Sept. 17 at New York (A.L.).
- ◆ Held opponents to a .208 (11/53) batting average against his off-speed pitches, compared with a .300 (6/20) average against his fastball.
- ◆ Spent **2018** with **Mobile**, tossing 114.2 innings, starting all 23 games he pitched in...Enjoyed an excellent April on the mound, posting a 2.61 ERA (20.2 IP - 6 ER), 0.97 WHIP and a .208 opposing batting average (16/77) with 18 strikeouts and four walks over his first four starts of the season...Struck out 11 batters and walked none against Pensacola in an Aug. 10 no-decision.
- ◆ Played **2017** with Adv.-A **Inland Empire** in California League...Named a Mid-Season All-Star...Over 27 starts and 149.1 IP, he had a career-high eight wins and 134 strikeouts...Struck out a career-high 13 batters and walked none over six innings, Aug. 11 vs. Rancho Cucamonga, allowing three hits and a run, earning the victory...Allowed one-or-fewer earned runs in 10 of 27 starts...Threw 87 pitches in a career-high 8 IP in his final start of year Sept. 2 at Lancaster (8 IP, 8 H, 4 R, 4 ER, 0 BB, 4 SO), earning a no-decision.
- ◆ Spent **2016** with Single-A **Burlington** of the Midwest League, where he was named a Mid-Season All-Star...Went 7-5 with a 3.14 ERA (131.2 IP - 46 ER), .263 (135/514) opponent batting average, 115 SO and 32 BB over 27 starts...Posted a 2.40 ERA (30 IP - 8 ER) and 1.03 WHIP in his six August starts, striking out 29 and walking one...Went 4-2 with a 2.94 ERA (67.1 IP - 22 ER), 1.14 WHIP, and 63 SO in his 14 starts after the All-Star break...Had three starts in which he allowed just one hit across five IP (June 1 at Kane County, Aug. 23 vs. Kane County and Sept. 3 vs. Quad Cities) and two starts in which he allowed two hits over five IP (May 17 at Wisconsin and Aug. 13 vs. Clinton).
- ◆ Pitched entire **2015** campaign with Single-A **Orem**, making 15 starts and striking out 58 batters in 62 innings.
- ◆ Tallied 29 strikeouts in 26 innings across nine games (four starts) for **AZL Angels** in **2014**.
- ◆ Posted a 3-3 record with one save, a 1.64 ERA (44 IP - 8 ER) and .213 (33/155) opposing batting average in **2013** with Rookie-level **DSL Angels** in 22 games (two starts)...Struck out 38 batters, walked 12 and allowed one HR.
- ◆ Grew up with single mother who was a big baseball fan and encouraged him to play baseball...Mother passed away when he was 14 years old...Lived with older brother until signing with Angels at age 17.
- ◆ Favorite sport to watch is soccer...Fan of Venezuelan National team, "Vino Tinto"...Favorite food is chicken with rice.

RODRIGUEZ





JOSE ROJAS

#90

BORN: FEB. 24, 1993

OPENING DAY AGE: 27

BIRTHPLACE: ANAHEIM, CA

RESIDES: ANAHEIM, CA

SIGNED THRU: 2020

ACQUIRED: SELECTED IN 36TH ROUND OF 2016 FIRST-YEAR PLAYER DRAFT

INF

HEIGHT: 6-0

WEIGHT: 200

BATS: L

THROWS: R

NON-ROSTER INVITEE

ROJAS' LIFETIME PLAYING RECORD

Year	Club	AVG	G	AB	R	H	2B	3B	HR	RBI	SH	SF	HBP	BB	IBB	SO	SB	CS	GDP	SLG	OBP	E
2016	— Orem	.308	59	221	45	68	15	3	5	31	3	2	2	22	0	29	9	4	5	.471	.372	11
2017	— Inland Empire	.319	79	317	44	101	20	5	7	50	1	2	2	17	0	64	4	8	6	.479	.355	8
	— Mobile	.227	44	172	16	39	9	1	4	20	0	4	3	6	1	35	0	1	3	.360	.259	6
2018	— Mobile	.304	84	312	57	95	21	3	17	65	0	1	3	36	1	75	9	4	5	.554★	.381	5
	— Salt Lake	.217	19	69	10	15	3	0	0	6	0	2	0	2	0	13	1	0	1	.261	.233	4
2019	— Salt Lake	.293	126	515	101	151	39	7	31	107★	0	5	0	58	2	131	4	4	8	.577	.362	12
MINOR TOTALS		.292	411	1606	273	469	107	19	64	279	4	16	10	141	4	347	27	21	28	.502	.350	46

★ led or tied for league lead

- ◆ Jose Rojas (roh-HOSS)...Signed by **Angels** scout Ben Diggins.
- ◆ **2020** marks his first big league camp...Has slashed .292/.350/.502 with 107 doubles, 19 triples, 64 home runs, and 279 RBI in 411 career minor league games over four professional seasons.
- ◆ Spent **2019** season with Triple-A **Salt Lake** of the Pacific Coast League, slashing .293/.362/.577 with 101 runs, 39 doubles, seven triples, 31 home runs, and 107 RBI in 126 games...Named an *MILB.com* Organization All-Star... Among PCL leaders, ranked 1st in RBI and TB, T-2nd in 2B, 3rd in AB, T-3rd in R, 5th in H, T-7th in 3B, T-9th in HR and 12th in SLG%...Set career highs in all offensive categories except .AVG, .OBP and SB...Slashed .359/.414/.769 with 26 runs, 12 home runs, and 26 RBI in July...Slashed .330/.366/.713 in 21 games as cleanup hitter...Slashed .321/.371/.667 in 165 at-bats with RISP...Posted 15-game hitting streak from July 14 through July 28, during which he hit .427 (29/68) with seven home runs and 18 RBI...Appeared defensively in 39 games at 2B, 31 at 3B, 18 at 1B, and 12 in LF.
- ◆ Played majority of **2018** with Double-A **Mobile**, slashing .304/.381/.554 with 17 HR and 65 RBI, to go with 57 runs, 21 doubles, and nine stolen bases...Named a Post-Season All-Star...Received Player of the Week honors on May 13...Slashed .338/.443/.663 in 80 at-bats with RISP...Posted 11-game hitting streak from July 5 through July 15... Completed a cycle on May 11 at Mississippi with a grand slam, compiling seven RBI and 10 total bases... Appeared in 36 games at 1B and 12 at 3B...Promoted to **Salt Lake** for four games in mid-June, going 0-for-11...Returned to Salt Lake August 13, accumulating 10 runs, 15 hits, and 6 RBI...Posted five multi-hit games for Bees.
- ◆ Started **2017** with Adv.-A **Inland Empire** of the California League, where he slashed .319/.355/.479 with 101 hits and 50 RBI in 79 games...Named a Mid-Season and Post-Season All-Star with team, as well as Player of the Week on July 2...Had 29 multi-hit games, including 10 games with 3+ hits...Finished his time in High-A with a 23-game hitting streak from June 18 to July 14, hitting .385 (37/96) during this stretch...Started 73 games at 3B...Promoted to **Mobile** on July 15, where he hit four home runs and tallied 20 RBI in 44 games...Had 10 multi-games in Double-A... Compiled a 13-game hitting streak from July 28 through August 10, hitting .360 (18/50) during this stretch...Started 27 games at 3B and 14 at 2B.
- ◆ Began professional career with Rookie-level **Orem** of the Pioneer League in **2016**, where he slashed .308/.372/.471, hitting five home runs and tallying 31 RBI, along with 45 runs in 59 games...Named Player of the Week on July 10... Went 5-for-7 with 7 RBI in a July 6 doubleheader against Grand Junction...Posted 20 multi-hit games, including seven performances of at least three hits...Slashed .343/.402/.586 with 26 runs and 22 RBI in 26 games in July... Appeared in 45 games at 3B and 13 at 2B.
- ◆ Selected by **Angels** in the 36th round of 2016 First-Year Player Draft...Along with fellow 2016 Angels draftee Sean Isaac, the only Vanguard University of Southern California product to ever be drafted by the Angels.
- ◆ Began college career at Fullerton Community College, where he was coached by Nick Fuscardo...Completed collegiate career with two seasons playing for Vanguard in Costa Mesa as a shortstop...Named 2016 Golden State Athletic Conference Player of the Year and NAIA All-American.
- ◆ Attended and played baseball for Anaheim High School in Anaheim, CA.
- ◆ Angels were favorite team as a child favorite athlete was former Angels first baseman Mo Vaughn.





2020 LOS ANGELES ANGELS



PATRICK SANDOVAL

#43

BORN: OCT. 18, 1996

OPENING DAY AGE: 23

BIRTHPLACE: MISSION VIEJO, CA

RESIDES: MISSION VIEJO, CA

SIGNED THRU: 2020

MLB SERVICE: 56 DAYS

ACQUIRED: FROM HOUSTON FOR C MARTÍN MALDONADO, JULY 26, 2018

LHP

HEIGHT: 6-3

WEIGHT: 190

BATS: L

THROWS: L

SANDOVAL'S LIFETIME PITCHING RECORD

Year	Club	W-L	ERA	G	GS	CG	GF	SHO	SV	IP	H	R	ER	HR	HB	BB	IBB	SO	WP	BK	BAA
2015	Astros (GCL)	0-3	6.08	6	6	0	0	0	0	13.1	22	12	9	1	0	4	0	11	3	0	.349
2016	Greenville	2-3	5.30	13	8	0	2	0	0	52.2	53	32	31	4	1	25	0	51	2	0	.266
2017	Buies Creek	0-1	10.13	1	0	0	0	0	0	2.2	4	3	3	0	0	1	0	2	0	0	.333
	Tri-City	1-1	3.79	4	4	0	0	0	0	19	19	8	8	0	0	6	0	28	2	0	.257
	Quad Cities	2-2	3.83	9	7	0	2	0	1	40	38	25	17	1	1	16	0	48	7	0	.244
2018	Quad Cities	7-1	2.49	14	10	0	1	0	1	65	58	22	18	4	0	11	0	71	2	0	.231
	Buies Creek	2-0	2.74	5	3	0	1	0	1	23	12	8	7	1	1	4	0	26	2	1	.156
	Inland Empire	1-0	0.00	3	3	0	0	0	0	14.2	6	0	0	0	0	1	6	0	21	1	.118
	Mobile	1-0	1.37	4	4	0	0	0	0	19.2	12	3	3	0	0	8	0	27	3	1	.174
2019	Mobile	0-3	3.60	5	4	0	1	0	0	20	14	10	8	1	0	7	0	32	7	0	.187
	Salt Lake	4-4	6.41	15	15	0	0	0	0	60.1	84	62	43	7	2	35	0	66	4	1	.319
	LAA	0-4	5.03	10	9	0	0	0	0	39.1	35	22	22	6	1	19	0	42	4	1	.240
MAJOR TOTALS		0-4	5.03	10	9	0	0	0	0	39.1	35	22	22	6	1	19	0	42	4	1	.240
MINOR TOTALS		20-18	4.01	79	64	0	7	0	3	330.1	322	185	147	19	6	123	0	383	33	4	.250

2019 SEASON

- ◆ Began year with Double-A **Mobile** and held opponents to a .187 (14/75) average across five appearances with 32 strikeouts across 20 innings pitched before being promoted to Triple-A **Salt Lake** May 4.
- ◆ Totaled 15 starts for Bees and compiled 66 strikeouts in 60.1 innings...Allowed three-or-fewer earned runs in 10 of 15 games.
- ◆ Made Major League debut with **Angels** after Taylor Cole opened, Aug. 5 at Cincinnati (5 IP, 3 H, 2 ER, 2 BB, 8 SO)... Eight strikeouts were second-most in MLB debut in Angels history (Rudy May - 10 SO, Apr. 18, 1965 vs. DET).
- ◆ Had at least eight strikeouts in two of first five Major League outings, joining Bo Belinsky and Jered Weaver as only Angels to do so.
- ◆ Held opponents to a .063 (1/16) average against his curveball and a .196 (7/46) average against his changeup.

NOTABLE MINOR LEAGUE AWARDS AND HONORS

- ◆ **2018** Midwest League Mid-Season All-Star.

CAREER TRANSACTIONS

- ◆ June 10, 2015...Drafted by **Astros** in 11th round of 2015 First-Year Player Draft (signed July 7, 2015).
- ◆ July 26, 2018...Traded by **Astros** with international pool space to **Angels** for C Martín Maldonado.

PERSONAL/MISC

- ◆ Patrick Jordan Sandoval...On Twitter: @P_Sandoval16.
- ◆ Attended Mission Viejo HS (CA), where he played baseball and football (was a wide receiver and punter).
- ◆ Committed to play college baseball at USC, before signing with Astros following 2015 First-Year Player Draft.
- ◆ Regularly attended games at Angel Stadium with family growing up...Favorite team was Los Angeles Dodgers.
- ◆ Wrote an elementary school book report on his favorite childhood baseball player, Albert Pujols.
- ◆ Originally signed by Astros scout Brad Budzinski.

MAJOR LEAGUE HITTING TOTALS

AVG	AB	H	HR	RBI
.000	2	0	0	0

CAREER FIELDING

POS	PCT	G	PO	A	E	TC	DP
P	.857	10	2	4	1	7	0

SANDOVAL





ANDRELTON SIMMONS



BORN: SEPT 4, 1989
BIRTHPLACE: MUNDO-NOVO, CURACAO
SIGNED THRU: 2020
ACQUIRED: FROM ATLANTA ALONG WITH C JOSE BRICENO IN EXCHANGE FOR INF ERICK AYBAR, LHP SEAN NEWCOMB AND RHP CHRIS ELLIS, NOV. 12, 2015
MARRIED: GABRIELLA PEREZ, DEC. 18, 2015

OPENING DAY AGE: 30
RESIDES: MUNDO-NOVO, CURACAO
MLB SERVICE: 7 YEARS, 125 DAYS

INF

HEIGHT: 6-2 **WEIGHT:** 195 **BATS:** R **THROWS:** R

SIMMONS' LIFETIME PLAYING RECORD

Year	Club	AVG	G	AB	R	H	2B	3B	HR	RBI	SH	SF	HP	BB	IBB	SO	SB	CS	GDP	OBP	SLG	E
2010	Danville	.276	62	239	36	66	11	1	2	26	1	4	9	16	0	14	18	4	3	.356	.340	9
2011	Lynchburg	.311★	131	517★	69	161★	35	6	1	52	12	6	6	29	2	43	26	18	12	.351	.408	28
2012	Mississippi	.293	44	174	29	51	9	2	3	21	4	2	3	20	1	20	10	2	4	.372	.420	4
	ATLANTA	.289	49	166	17	48	8	2	3	19	0	3	1	12	1	21	1	0	5	.335	.146	3
2013	ATLANTA	.248	157	606	76	150	27	6	17	59	5	4	3	40	1	55	6	5	16	.296	.396	14
2014	ATLANTA	.244	146	540	44	132	18	4	7	46	2	2	0	32	4	60	4	5	25	.286	.331	14
2015	ATLANTA	.265	147	535	60	142	23	2	4	44	1	2	6	39	6	48	5	3	19	.321	.338	8
2016	LAA	.281	124	448	48	126	22	2	4	44	1	4	2	28	0	38	10	1	16	.366	.324	10
	Inland Empire (1)	.333	2	6	2	2	1	0	0	0	0	0	0	0	0	0	0	0	1	.333	.500	0
	Salt Lake (1)	.333	4	18	0	6	1	0	0	5	0	0	0	0	0	2	1	0	1	.333	.389	1
2017	LAA	.278	158	589	77	164	38	2	14	69	0	8	3	47	0	67	19	6	20	.421	.331	14
2018	LAA	.292	146	554	68	162	26	5	11	75	1	5	5	35	2	44	10	2	17	.417	.337	10
2019	LAA	.264	103	398	47	105	19	0	7	40	0	0	2	24	1	37	10	2	21	.364	.309	11
	Orem (1)	.500	2	6	1	3	0	0	0	0	0	0	0	0	0	1	0	1	1	.500	.500	0
	Inland Empire (1)	.333	1	3	1	1	0	0	0	0	0	0	0	1	0	0	0	0	0	.500	.333	0
MAJOR TOTALS		.268	1030	3836	437	1029	181	23	67	396	10	28	22	257	15	370	65	24	139	.380	.316	84
A.L. TOTALS		.280	531	1989	240	557	105	9	36	228	2	17	12	134	3	186	49	11	74	.327	.396	34
N.L. TOTALS		.256	499	1847	197	472	76	14	31	168	8	11	10	123	12	184	16	13	65	.304	.362	39
MINOR TOTALS		.301	243	963	33	63	11	2	3	104	17	12	18	66	3	79	56	24	22	.323	.398	42

★ led or tied for league lead

Disabling Injuries: **2019** — Left ankle sprain; disabled Aug. 4 (retro Aug. 3)-Aug. 23
 Grade 3 left ankle sprain; disabled May 21-June 27
2018 — Grade 2 right ankle sprain; disabled June 6-17
2016 — Left thumb UCL full thickness tear; disabled May 10-June 15
2012 — Non-displaced fracture of the fifth metacarpal in right hand; disabled July 9-Sept. 10, 2012

2019 SEASON

- ◆ Saw limited action during fourth season with the **Angels** due to two different ankle injuries...Despite missed time, stole 10 bases for the fourth straight season...Is one of four shortstops in the Majors to swipe at least 10 bases every year since 2016: Francisco Lindor, Tim Anderson and Marcus Semien...Also joined Erick Aybar (7 seasons), David Eckstein (4 seasons) and Dick Schofield (4 seasons) as the only shortstops in franchise history with at least four 10-stolen base seasons.
- ◆ Tallied 15 doubles for the seventh consecutive season...Is one of four shortstops in the Majors to reach the mark every year since 2013: Elvis Andrus, Brandon Crawford and Jordy Mercer.
- ◆ Paced the Halos defense with 14 defensive runs saved...Despite limited playing time, the 14 DRS were tied for fourth by a Major League shortstop.
- ◆ Tallied 1,000th hit of career July 28th...Joined Andruw Jones (1,933) as the only players all-time from Curacao to amass 1,000 career hits.

SIMBA'S PRIDE

Andrelton Simmons is one of 11 shortstops all-time to win at least four Gold Gloves and joins Omar Vizquel as the only to win multiple in both leagues.



CAREER SUMMARY

- ◆ During eight-year career, is a four-time Rawlings Gold Glove award winner (2013, 2014, 2017 & 2018) and six-time Wilson Defensive Player of the Year (2013, 2014, 2015, 2017, 2018 & 2019) at shortstop...Is the 11th player to win four-or-more Gold Gloves as a shortstop.
- ◆ Has captured six Fielding Bible Awards (2013-18) for outstanding defensive efforts...The six awards are tied with Yadier Molina for the most in the history of award which has been given annually since 2003.
- ◆ Since the start of the 2012 season, is leading the Majors with a 27.3 defensive bWAR and 198 defensive runs saved...Led the National League in Defensive Runs Saved from 2013-15 (2015 - 25; 2014 - 28; 2013 - 41) and the American League in 2017 (32)...Per *Baseball-Reference.com* his 27.3 defensive WAR ranks 14th all-time.
- ◆ Played with Team Netherlands during the 2013 and the 2017 World Baseball Classics.

GLOVE STORY

Andrelton Simmons is one of three shortstops all-time to win a Gold Glove in both the American and National Leagues, joining Omar Vizquel and Orlando Cabrera.

MAJOR LEAGUE SUMMARY

2018

- ◆ In third season with the **Angels** and seventh in the Majors, posted a career-high .292 batting average and drove in a career-best 75 runs...The 75 RBI were the third-most by a shortstop in franchise history, trailing only Orlando Cabrera's 86 in 2007 and Jim Fregosi's 82 in 1970...162 hits, five triples and 10 stolen bases were second-highest totals of career (10 SB were T2nd).
- ◆ Led the Angels in hits for the second consecutive season...Is the second shortstop (third occurrence) in franchise history to lead the team in hits in consecutive seasons, joining Jim Fregosi (1964-65 & 1967-68).
- ◆ Captured fourth career Rawlings Gold Glove award and second in as many seasons...Is the first Angels shortstop to win the award twice and first Halo tabbed as the winner in back-to-back seasons since Torii Hunter in 2008 and 2009...Is the eighth player in Major League history to have won multiple Gold Gloves in each league...Is the fourth shortstop to win multiple Gloves with two teams: Luis Aparicio (6 with CWS & 2 with BAL), Omar Vizquel (8 with CLE & 2 with SF) and Ozzie Smith (11 with STL & 2 with SD)...Also selected as the Wilson Defensive Player of the Year for the fourth time in career...21 defensive runs saved led A.L. shortstops and were tied for second overall in the Majors...Led the Majors with a 19.7 Ultimate Zone Rating (UZR), 3.8 points over second place Mookie Betts (15.3).
- ◆ Finished season as the Majors' most difficult player to strike out with a 13.64 PA/SO rate...Had a streak of 90 consecutive PA without a strikeout from May 18-June 21, the fourth-longest stretch in franchise history.
- ◆ For the second straight year, tallied 25 doubles and 10 home runs...Is the first shortstop in franchise history with consecutive 25 2B/10 HR campaigns.

2017

- ◆ In second season with **Angels** and sixth in the Majors, voted by Angels teammates as Co-Team MVP with Mike Trout.
- ◆ Set new career highs in hits (164), runs (77), doubles (38), RBI (69), stolen bases (19), walks (47), on-base percentage (.331), slugging (.421) and games played (158 G)...Home runs were the most by an Angels shortstop since Jim Fregosi's 22 in 1970, while his 38 doubles were the most since Orlando Cabrera's 45 in 2006.
- ◆ Became the only shortstop in franchise history to tally 35 doubles, 10 home runs and 15 stolen bases in a season.
- ◆ Named the American League Rawlings Gold Glove Award winner at shortstop...Became fourth Angels shortstop to win a Gold Glove, joining Jim Fregosi (1967), Orlando Cabrera (2007) and Erick Aybar (2011)...Led the Majors with 32 defensive runs saved, the second-highest mark of career (41 in 2013 with Atlanta) and a new franchise record, surpassing Chone Figgins' previous mark of 29 in 2009...Also named the winner of Wilson's Defensive Player of the Year at shortstop.
- ◆ Club's winner of the MLBPA's Heart and Hustle Award.
- ◆ Prior to season, played with Team Netherlands during the 2017 World Baseball Classic and hit .344 (11/32).

2016

- ◆ Set career-best mark with a .281 batting average during first season with the **Angels**...After batting .204 (28/137) during his first 38 tilts, went on to hit .315 (98/311) over his final 86 games...The .315 clip during that span ranked third in the Majors by a shortstop (min. 300 PA).
- ◆ Despite missing 33 games due to injury, led American League shortstops with 18 defensive runs saved, according to FanGraphs.com, good for fourth overall in the A.L...Also ranked second in the American League with a 2.6 defensive WAR (Baseball-Reference.com).
- ◆ Stole career-high 10 bases...Became the sixth shortstop in franchise history to log a 20 2B/10 SB season: Erick Aybar, David Eckstein, Orlando Cabrera, Gary DiSarcina and Jim Fregosi.

2015

- ◆ In fourth big league season with the **Braves**, led all N.L. players in Defensive Runs Saved (25 DRS) for the third consecutive season, while his .988 fielding percentage as a shortstop led the Majors (min. 1000 innings)...Won the Wilson Defensive Player of the Year honors and finished second in the N.L. Gold Glove voting for shortstops...Posted a National League-leading 3.5 defensive WAR, finishing second in the Majors behind only Tampa Bay's Kevin Kiermaier (5.0).

SIMMONS





- ◆ Hit .283 (60/212) following the All-Star break, the highest mark by any N.L. shortstop (min. 175 AB).

2014

- ◆ In third Major League season (second full), named Rawlings Gold Glove Award winner among National League shortstops for the second straight year...Was named the Wilson Defensive Player of the Year among Major League shortstops...Was named by ESPN as the Defensive Player of the Year...Was unanimously selected as the 2014 *Fielding Bible* Award winner at the shortstop position.
- ◆ His defensive WAR mark of 3.89 led the majors.

2013

- ◆ With the **Braves**, was the first shortstop during his age-23 season or younger to hit five triples, 15 home runs and 25 doubles since Troy Tulowitzki in 2007 and was just the 10th player to turn the trick...The 17 homers were tied for the second-most by a Braves shortstop in Club history, trailing only Denis Menke's 20 in 1964 (Milwaukee Braves).
- ◆ Won first career Rawlings Gold Glove Award as the top defensive shortstop in the National League...First Braves infielder to win a Gold Glove since Terry Pendleton earned the honor at third base in 1992...Was named the Rawlings Platinum Glove Award winner for the National League as the Senior Circuit's top defensive player...Named by ESPN as the Defensive Player of the Year.
- ◆ Compiled a defensive WAR of 5.4, the highest single-season mark in Major League history...Tied shortstop Terry Turner (5.4) of the 1906 Cleveland Naps for the best defensive WAR season in history...Defensively saved 41 runs, tied for most (with Arizona's Gerardo Parra) since the stat began to be tracked in 2003 (credit ESPN)...Was unanimously named *The Fielding Bible's* best fielder in baseball.
- ◆ Participated in the 2013 World Baseball Classic for the Netherlands and batted .333 (10-for-30) with 10 runs, three doubles, two home runs and six RBI (8 G).

2012

- ◆ Made his Major League debut with **Atlanta** June 2 in Washington (0/3)...Collected his first career hit, a double, June 3 also in Washington off Gio Gonzalez...Tallied first career home run June 9 vs. Toronto off Drew Hutchison.
- ◆ Captured NL Rookie of the Month honors for June after hitting safely in 17 of 25 tilts and leading rookie candidates in average (.333), OBP (.365) and hits (30).

POSTSEASON EXPERIENCE

- ◆ Has made two appearances in the postseason, going 4-for-16 (.250) with a double and two RBI...In **2013**, appeared in all four games during the Division Series against the Dodgers, batting .250 (3/12) with a double and two RBI...Made his postseason debut during the inaugural N.L. Wild Card game in **2012**...Went 1-for-4 against the St. Louis Cardinals.

WILD CARD GAME TOTALS

Year	Club	Opp	AVG	G	AB	R	H	2B	3B	HR	RBI	SH	SF	HBP	BB	IBB	SO	SB	CS	GDP	SLG	OBP	E
2012	—	ATL, STL	.250	1	4	0	1	0	0	0	0	0	0	0	0	0	0	0	0	0	.250	.250	0

DIVISION SERIES TOTALS

Year	Club	Opp	AVG	G	AB	R	H	2B	3B	HR	RBI	SH	SF	HBP	BB	IBB	SO	SB	CS	GDP	SLG	OBP	E
2013	—	ATL, LAD	.250	4	12	0	3	1	0	0	2	1	0	0	2	0	2	0	0	0	.333	.250	0

NOTABLE MINOR LEAGUE AWARDS AND HONORS

- ◆ **2012** Mid-Season Southern League All-Star.
- ◆ **2011** Single-A Lynchburg Player of the Year...Carolina League Mid-Season and Post-Season All-Star...*Topps* Class A All-Star.
- ◆ **2010** Post-Season Appalachian League All-Star.

CAREER TRANSACTIONS

- ◆ June 8, 2010...Selected by **Braves** in second round of 2010 First-Year Player Draft (signed June 9, 2010).
- ◆ Feb. 20, 2014...Signed seven-year contract extension with **Braves**.
- ◆ Nov. 12, 2015...Acquired by **Angels** with C Jose Briceño from the **Braves** in exchange for INF Erick Aybar, RHP Chris Ellis and LHP Sean Newcomb.

PERSONAL/MISC

- ◆ Andrelton A. Simmons (ANN-drull-ton)...On Twitter: @Andrelton.
- ◆ Played collegiate baseball at Western Oklahoma State Junior College...Was clocked at 98 MPH as a pitcher during junior season in college.
- ◆ Originally signed by Braves scout Gerald Turner.
- ◆ Played on the same youth baseball team (Marchena Hardware) for 10 years with Didi Gregorius...Played soccer and baseball as a child against Jurickson Profar.





MISCELLANEOUS STATS

TWO-HR GAMES [5]

April 24, 2019 vs. NYY
Sept. 22, 2013 at CHC

April 24, 2018 at HOU
May 6, 2013 at CIN

Sept. 11, 2016 vs. TEX

CAREER GRAND SLAMS [2]

Apr. 22, 2017 vs. TOR

June 10, 2014 at COL

CAREER LEADOFF HOME RUNS [3]

July 23, 2013 at NY (N.L.)

July 6, 2013 at PHI

April 30, 2013 vs. WAS

CAREER WALK-OFF PLATE APPEARANCES [6]

Sept. 26, 2019 vs. HOU (reached on an E-3)
Sept. 24, 2013 vs. MIL (RBI single; 9th)

May 6, 2017 vs. HOU (RBI single; 9th)
July 29, 2013 vs. COL (RBI triple; 10th)

Sept. 15, 2015 vs. TOR (RBI single; 9th)
June 4, 2013 vs. PIT (RBI Double; 10th)

WORLD BASEBALL CLASSIC TOTALS

Year	Club	AVG	G	AB	R	H	2B	3B	HR	RBI	SH	SF	HBP	BB	IBB	SO	SB	CS	GDP	SLG	OBP	E
2013—	Netherlands	.333	8	30	10	10	3	0	2	6	0	1	1	2	0	2	0	0	1	.633	.382	0
2017—	Netherlands	.364	7	32	5	11	2	0	0	3	0	0	1	0	3	0	1	1	.406	.364	0	
WBC TOTALS		.264	15	62	15	21	5	0	2	9	0	1	1	3	0	5	0	1	2	.516	.373	0

CAREER FIELDING

POS	PCT	G	PO	A	E	TC	DP
SS	.982	1027	1557	2933	84	4574	701

SIMMONS' CAREER HIGHS

	SEASON	GAME
AVG	.281 — 2016	4 — 6 times; last, 5/10/19 at BAL
H	164 — 2017	2 — 5 times; last, 4/24/19 at NYY
R	77 — 2017	3 — 10 times; last, 7/12/19 vs. SEA
BB	47 — 2017	4 — 4 times; last, 4/19/18 vs. BOS
2B	38 — 2017	2 — 11 times; last, 7/30/19 vs. DET
HR	17 — 2013	5 — 5 times; last, 4/24/18 at HOU
RBI	75 — 2018	2 — 3 times; last, 6/18/17 vs. KC
SB	19 — 2017	Hit Streak 13 — Twice; last, July 21 - Aug. 4, 2017

GENE AUTRY MEMORIAL STATUE

Dedicated April 1, 1998

The Gene Autry statue is a life-size bronze piece depicting the longtime Angels owner, who became a legend in the entertainment industry in a career that spanned seven decades. Autry's first steps toward becoming a sports legend came when he took over the ownership of the Los Angeles Angels expansion team in 1960, a position he has held for over three decades.

At the base of the statue lay five of Autry's replica stars from the Hollywood Walk of Fame. The statue is placed in the Angel Stadium perimeter plaza, located just inside Gate 2.

INSCRIPTION: *GENE AUTRY - Founder of California Angels, 1961. His uniform number 26 was retired in 1982 by the players.*

Singing Cowboy. Actor. Composer. Air Force Pilot. Entrepreneur. Baseball Fan. Philanthropist. 88th Degree Mason. Best Friend.






ELLIOT SOTO

#76

BORN: AUG. 21, 1989
BIRTHPLACE: ELGIN, IL
SIGNED THRU: 2020
ACQUIRED: SIGNED TO MINOR LEAGUE CONTRACT, DEC. 19, 2019

OPENING DAY AGE: 30
RESIDES: CARPENTERSVILLE, IL



INF

HEIGHT: 5-9

WEIGHT: 160

BATS: R

THROWS: R

NON-ROSTER INVITEE

SOTO'S LIFETIME PLAYING RECORD

Year	Club	AVG	G	AB	R	H	2B	3B	HR	RBI	SH	SF	HBP	BB	IBB	SO	SB	CS	GDP	SLG	OBP	E
2010	Cubs (AZL)	.375	4	16	3	6	0	0	0	1	1	0	0	0	0	2	2	0	0	.375	.375	1
	Peoria	.111	3	9	1	1	0	0	0	0	0	0	1	1	0	1	0	0	0	.111	.273	0
	Boise	.271	48	181	24	49	10	1	0	21	2	1	3	9	0	31	5	0	2	.337	.314	10
2011	Peoria	.261	87	318	35	83	11	1	0	24	11	2	6	17	0	58	4	7	7	.302	.309	8
	Daytona	.309	25	81	14	25	2	0	0	5	4	1	1	4	0	12	1	0	1	.333	.345	5
2012	Daytona	.231	9	26	3	6	2	0	0	1	0	0	0	2	0	2	0	1	0	.288	.286	1
	Tennessee	.220	82	209	16	46	5	4	0	15	5	2	1	27	0	45	2	3	5	.282	.310	6
2013	Tennessee	.190	45	121	12	23	2	0	2	6	2	0	0	2	1	13	1	2	4	.256	.269	4
	Daytona	.244	39	135	14	33	8	0	0	18	2	5	3	17	0	24	2	1	3	.304	.331	2
2014	Tennessee	.246	40	134	14	33	8	0	0	12	2	0	0	21	0	21	3	0	0	.306	.348	4
	Iowa	.241	29	108	13	26	4	0	1	11	0	3	0	8	0	21	1	0	1	.306	.286	1
2015	Tennessee	.275	88	306	47	84	10	1	0	18	9	0	2	55	0	58	5	4	7	.314	.388	7
	Jacksonville	.204	32	108	12	22	1	1	0	8	1	1	1	14	0	24	2	1	1	.231	.298	4
2016	New Orleans	.241	62	158	22	47	4	1	1	12	3	0	1	28	2	36	3	0	7	.297	.358	4
2017	Iowa	.238	81	244	28	58	15	2	2	29	7	5	1	26	4	49	5	2	5	.340	.308	12
2018	Albuquerque	.286	81	238	33	68	10	5	1	28	3	3	0	24	0	41	2	1	16	.382	.347	12
2019	Albuquerque	.305	112	410	79	125	22	10	10	50	2	1	5	45	0	91	8	5	5	.480	.380	13
MINOR TOTALS		.259	867	2802	370	726	114	26	17	259	54	24	25	311	7	542	46	27	64	.337	.336	79

- ◆ Elliot S. Soto...On Twitter: @ElliotSoto.
- ◆ **2020** marks first big league camp and first campaign with **Angels**...Enters 11th professional season after signing as a minor league free agent, Dec. 19, 2019...In 867 career minor league games, has slashed .259/.336/.337, accumulating 726 hits, 370 runs, 114 doubles, 26 triples, 17 home runs, 259 RBI and 46 stolen bases...Appeared in 654 games at SS, 120 at 2B and 47 at 3B.
- ◆ Played with Triple-A **Albuquerque** for **2019** season, enjoying a career year...Tallied career highs in runs (79), hits (125), total bases (197), doubles (22), triples (10), home runs (10), RBI (50), stolen bases (8), slugging (.480) and OPS (.860)...Slashed .305/.380/.480 in 112 games...Posted first career multi-HR game April 8 in a win over Salt Lake, going 3-for-4 with 2 R, 2 HR, 4 RBI and 9 TB...Compiled a 16-game hitting streak from July 11 – Aug. 1, during which he batted .388 (26-for-67)...Accumulated 36 multi-hit games, including eight 3+-hit games...Connected for two grand slams during the season...Scored a season-high three runs twice (July 12 at El Paso and vs. Las Vegas on Aug. 27)...Slashed .323/.391/.581 with eight HR and 31 RBI in 61 home games...Hit .330/.398/.506 with five HR and 21 RBI in 42 games after the All-Star break...Led off 33 games, batting .316 with a .405 OBP and 33 runs...Batted No. 2 in lineup for 26 games.
- ◆ Spent **2018** with **Albuquerque** after signing with **Rockies** as a minor league free agent on Nov. 16, 2018...Slashed .341/.449/.463 in 41 at-bats against left-handed pitching...Batted ninth most often, slashing .346/.433/.558 in these 26 games...Posted one four-hit, five three-hit and 17 multi-hit games...Went 4-for-5 in July 19 win over El Paso...Scored a season-high three runs April 27 vs. Las Vegas and May 6 vs. El Paso.
- ◆ Played in **2017** with **Iowa** after signing a minor league contract with **Cubs**, Dec. 14, 2016...Hit 15 doubles, two triples and two home runs, along with five stolen bases and 29 RBI.
- ◆ Reached Triple-A with **New Orleans** in the Miami organization in **2016**, playing primarily second base for the first time in his career.
- ◆ Split the **2015** campaign between the **Cubs** and **Marlins** organizations after being traded to Miami with RHP Ivan Pineyro on July 31 in exchange for RHP Dan Haren...Played in 120 games, all at the Double-A level, walking a career-high 69 times.
- ◆ Played at each level of Cubs farm system during first five minor league seasons...Named a Midwest League mid-season All-Star with Single-A **Peoria** in **2011**.
- ◆ Selected by the **Cubs** in 15th round of 2010 First-Player Draft out of Creighton University...Was previously drafted by **Twins** in the 13th round of 2006 Draft, but did not sign.





2020 LOS ANGELES ANGELS

MAX STASSI

#33

BORN: MARCH 15, 1991

OPENING DAY AGE: 29

BIRTHPLACE: WOODLAND, CA

RESIDES: YUBA CITY, CA

SIGNED THRU: 2020

MLB SERVICE: 3 YEARS, 49 DAYS

ACQUIRED: FROM HOUSTON FOR OF RAIDER UCETA AND OF RAINIER RIVAS, JULY 31, 2019



C

HEIGHT: 5-10

WEIGHT: 200

BATS: R

THROWS: R

STASSI'S LIFETIME PLAYING RECORD

Year	Club	AVG	G	AB	R	H	2B	3B	HR	RBI	SH	SF	HBP	BB	SO	SB	CS	GDP	SLG	OBP	E	
2009	— Athletics (AZL)	.000	1	1	0	0	0	0	0	0	0	0	0	1	0	0	0	0	.000	.500	0	
	— Vancouver	.286	13	49	3	14	4	0	0	8	0	0	2	2	0	11	0	0	.340	.367	0	
2010	— Kane County	.229	110	411	54	94	21	1	13	51	1	3	5	45	1	141	3	3	.380	.310	14	
2011	— Stockton	.231	31	121	22	28	6	0	2	19	0	0	2	16	0	22	1	1	.4	.331	.331	-
2012	— Stockton	.268	84	314	48	84	18	0	15	45	0	11	8	27	0	83	3	1	.5	.468	.331	5
2013	— Corpus Christi	.277	76	289	40	80	20	1	17	60	2	5	8	19	1	68	1	1	11	.529	.333	6
	— HOUSTON	.286	3	7	0	2	0	0	0	1	0	0	1	0	0	2	0	0	.286	.375	0	
2014	— Oklahoma City	.247	101	392	49	97	20	2	9	45	3	2	6	22	1	103	1	0	.378	.296	3	
	— HOUSTON	.350	7	20	2	7	2	0	0	4	0	0	0	0	0	6	0	0	.450	.350	1	
2015	— Fresno	.211	84	294	37	62	8	2	13	43	2	3	3	26	1	93	1	1	.4	.384	.279	2
	— HOUSTON	.400	11	15	4	6	0	0	1	2	1	0	0	1	0	5	0	0	1	.600	.438	0
2016	— Fresno	.230	69	243	21	56	12	1	7	32	1	0	2	20	0	65	1	0	.374	.294	1	
	— HOUSTON	.077	9	13	1	1	0	0	0	0	0	0	0	0	0	5	0	0	.077	.077	0	
2017	— Fresno	.266	73	241	54	64	14	0	12	33	0	0	8	38	0	67	1	1	.5	.473	.383	3
	— HOUSTON	.226	88	221	28	50	13	0	8	27	0	0	6	23	0	74	0	0	.394	.316	1	
	— Corpus Christi (1)	.444	3	9	5	4	1	0	2	4	0	0	1	3	0	3	0	0	1.222	.615	0	
2018	— HOUSTON	.226	88	221	28	50	13	0	8	27	0	0	6	23	0	74	0	0	.394	.316	2	
2019	— HOUSTON	.167	37	90	4	15	1	0	1	3	0	0	1	7	0	34	0	0	.211	.235	2	
	— Round Rock (1)	.375	2	8	1	3	1	0	1	3	0	0	0	1	0	2	0	1	.875	.444	1	
	— Corpus Christi (1)	.375	2	8	1	3	1	0	1	2	0	0	0	0	0	3	0	0	.875	.375	0	
	— LAA	.071	20	42	3	3	0	0	2	0	2	0	5	0	15	0	0	.2	.071	.163	0	
MAJOR TOTALS		.204	183	432	47	88	17	0	12	43	1	3	8	42	0	145	0	0	.326	.285	6	
MINOR TOTALS		.247	649	2380	335	589	126	7	92	345	9	24	45	220	4	662	12	9	.422	.320	35	

(1) rehab assignment

Disabling Injuries: 2019 — Left knee soreness; disabled May 26 - June 21
2017 — Left hand inflammation; disabled Aug. 25 - Nov. 2

2019 SEASON

- ◆ Started season with **Astros** and played two stints in Houston...Played two games with both Triple-A **Round Rock** and Double-A **Corpus Christi**.
- ◆ During brief stint in the minors batted to a .375 (6/16) average with two doubles, two home runs, five RBI and a 1.287 OPS.
- ◆ Ranked third in league in strike rate (53.3%) and tied for 11th in runs from extra strikes (6) per Baseball Savant.
- ◆ Traded to **Angels** for OF Rainier Rivas and OF Raider Uteca...Played 20 games for Angels to close out season.
- ◆ Underwent right hip surgery at the end of the season.

MAJOR LEAGUE SUMMARY

2018

- ◆ Was named **Astros** Rookie of the Year by the Houston chapter of the BBWAA.
- ◆ Ranked second in league in runs from extra strikes (10) and third in strike rate (51.8%), per *Baseball Savant*... Made only two errors at catcher in 82 games for a .997 fielding percentage.
- ◆ Hit .340 (16/47) with four home runs, 20 RBI and 1.116 OPS with RISP...Hit to a .340 (17/50) in the month of May with nine runs, three home runs, 10 RBI, 32 TB and a 1.017 OPS.



2017

- ◆ Opened season with Triple-A **Fresno**...Posted a .266 (64/241) BA with 54 runs, 14 doubles, 12 home runs, 33 RBI and 114 TB.
- ◆ Went 2-for-4 with a homer and two RBI in his first Major League game of the season.
- ◆ Spent three games with Double-A **Corpus Christi** on a rehab assignment...Batted to a .444 (4/9) average with two home runs, four RBI and a 1.838 OPS.

2016

- ◆ Played majority of the year with **Fresno**...Batted .230 (56/243) with 12 doubles, seven home runs, 32 RBI and 20 walks.
- ◆ Had three stints in the Majors and played in nine total games.

2015

- ◆ Played 83 games with **Fresno** to start the season...Had 13 home runs and 43 RBI with the Grizzlies.
- ◆ Made nine appearances for the **Astros** and batted .400 (6/15) with two RBI and a 1.038 OPS.
- ◆ Hit his first career home run on Sept. 19 vs. Oakland.
- ◆ Held a .290 (20/69) BA in the month of August with 13 runs, five extra base hits and 16 RBI.

2014

- ◆ Entered season ranked as Astros No. 19 prospect.
- ◆ Made first Major League start at catcher on Sept. 10 at Seattle...Was also RHP Nick Tropeano's ML debut.
- ◆ Recorded a hit in five of his seven games with **Astros**...Batted .350 (7/20) with two doubles, four RBI with a .800 OPS.
- ◆ Played majority of the season with Triple-A **Oklahoma City** batting .247 (97/392) with 20 doubles, nine home runs, 45 RBI and 22 walks...Was named PCL Midseason All-Star.

2013

- ◆ Played majority of the season with Double-A **Corpus Christi**...Batted .277 (80/289) with 40 runs, 20 doubles, 17 home runs 60 RBI and a .863 OPS.
- ◆ Named TOPPS Texas League Player of the Month and Hooks Player of the Month for July...Batted .333 (29/87) over the course of the month with 17 runs, 11 home runs, 24 RBI and a 1.185 OPS.
- ◆ Made ML debut on Aug. 20 at Texas...Started at DH and went 2-for-3.
- ◆ Was named Player of the Week for Texas League twice (July 22 & Aug. 5)...Named MiLB Organization All-Star.

NOTABLE MINOR LEAGUE AWARDS AND HONORS

- ◆ **2017** Pacific Coast League Mid-Season All-Star
- ◆ **2014** Pacific Coast League Mid-Season All-Star
- ◆ **2013** MiLB.com Organization All-Star... Texas League Player of the Week (July 22 & Aug. 5)... Texas League Post-Season All-Star
- ◆ **2012** MiLB.com Organization All-Star... California League Player of the Week (July 23)
- ◆ **2010** Midwest League Mid-Season All-Star

CAREER TRANSACTIONS

- ◆ June 10, 2009...Selected by **A's** in fourth round of 2009 First-Year Player Draft (signed Aug. 17, 2009).
- ◆ Feb. 4, 2013...Traded by **A's** to **Astros** with INF Chris Carter and RHP Brad Peacock for INF Jed Lowrie and RHP Fernando Rodriguez.
- ◆ July 31, 2019...Traded by **Astros** to **Angels** for OF Raider Uceta and OF Rainier Rivas.

PERSONAL/MISC

- ◆ Max Robert Stassi... On Twitter @MaxStassi10.
- ◆ Selected by the Oakland A's in the fourth round of the 2009 draft...Signed by Jermaine Clark.
- ◆ Son of Jim Stassi who spent two seasons in the Giants organization (1982-83), brother of Brock Stassi who played 2019 season in Giants organization and great-nephew of Myril Hoag who played 13 seasons in Majors.
- ◆ Along with his brother, Brock, held six charity events titled "Homers for the Hungry" which raised more than \$100,000 for local food banks.
- ◆ Attended Yuba City High School and graduated in 2009... batted .538 his senior year with 38 RBI and was named Tri-County Conference Co-Player of the Year... Finished high school with an overall .513 BA.
- ◆ *Baseball America* ranked him as the Best Pure Hitter and Best Strike-Zone Judgement in his high school class.

CAREER FIELDING

POS	PCT	G	PO	A	E	TC	DP
C	.995	164	1192	60	6	1258	7
1B	1.000	4	8	0	0	8	0





2020 LOS ANGELES ANGELS

JOSÉ SUAREZ

#54

BORN: JAN. 3, 1998 **OPENING DAY AGE:** 22
BIRTHPLACE: NAGUANAGUA, VZ **RESIDES:** SAN DIEGO, VZ
SIGNED THRU: 2020 **MLB SERVICE:** 91 DAYS
ACQUIRED: SIGNED AS INTERNATIONAL FREE AGENT, JULY 3, 2014

**LHP****HEIGHT: 5-10****WEIGHT: 225****BATS: L****THROWS: L**

SUAREZ'S LIFETIME PITCHING RECORD

Year	Club	W-L	ERA	G	GS	CG	GF	SHO	SV	IP	H	R	ER	HR	HB	BB	IBB	SO	WP	BK	BAA
2015—	Angels (DSL)	2-2	2.13	11	11	0	0	0	0	55	43	18	13	0	3	8	0	34	3	0	.215
	Angels (AZL)	1-1	5.60	4	2	0	0	0	0	17.2	28	15	11	0	2	4	0	12	4	1	.364
2016—	Angels (AZL)	1-3	5.36	11	5	0	0	0	0	40.1	48	31	24	1	1	13	0	46	1	2	.296
	Orem	0-1	0.00	1	1	0	0	0	0	4.1	6	5	0	0	0	1	0	7	0	0	.300
2017—	Burlington	5-1	3.62	12	12	0	0	0	0	54.2	49	25	22	7	2	18	0	71	1	1	.243
	Angels (AZL)	1-0	1.93	3	3	0	0	0	0	14	10	3	3	1	0	4	0	19	0	0	.208
2018—	Inland Empire	0-1	2.00	2	2	0	0	0	0	9	6	4	2	0	3	1	0	18	1	0	.182
	Mobile	2-1	3.03	7	7	0	0	0	0	29.2	34	11	10	0	1	8	0	51	4	0	.286
	Salt Lake	1-4	4.48	17	17	0	0	0	0	78.1	81	43	39	5	3	35	1	73	5	5	.268
2019—	Salt Lake	2-1	3.62	7	6	0	0	0	0	32.1	24	15	13	3	2	17	0	31	3	1	.202
	LAA	2-6	7.11	19	15	0	0	0	0	81	100	67	64	23	10	33	1	72	5	1	.304
	MAJOR TOTALS	2-6	7.11	19	15	0	0	0	0	81	100	67	64	23	10	33	1	72	5	1	.304
	MINOR TOTALS	15-15	3.68	75	66	0	0	0	0	335.1	329	170	137	17	17	109	1	362	22	10	.257

2019 SEASON

- ◆ Made first five appearances of season with Triple-A **Salt Lake** before making Major League debut with **Angels** June 2 at Seattle (W; 5.2 IP, 5 H, 3 ER, 3 BB, 4 SO).
- ◆ Totaled 19 appearances (15 starts) across five stints with Angels...Became fifth left-hander to make 10 starts for Angels before turning 22, joining: Frank Tanana (54), Marcelino Lopez (32), Jim Abbott (27) and Rudy May (19).
- ◆ At 21 years, 150 days during his debut, became youngest pitcher to appear for Angels since Tyler Chatwood in 2011 and youngest player since Mike Trout (21 years, 57 days) in 2012.
- ◆ Held opponents to a .254 (35/138) average against his changeup and has recorded 43 of his 73 strikeouts with the pitch.
- ◆ Left-handed batters registered a .202 (17/84) batting average against, compared with a .339 (83/245) average vs. right-handers.
- ◆ Earned both wins on season in day games...Was 2-2 with a 5.09 ERA (35.1 IP – 20 ER) in day games compared with a 0-4 record and 8.67 ERA (45.2 IP – 44 ER) at night.
- ◆ Selected to Angels 40-man roster, Nov. 20, 2018.

NOTABLE MINOR LEAGUE AWARDS AND HONORS

- ◆ **2018** Angels *MiLB.com* Organizational All-Star...Angels Minor League Pitcher of the Month (April).
- ◆ **2017** Angels *MiLB.com* Organizational All-Star.

CAREER TRANSACTIONS

- ◆ July 3, 2014...Signed by **Angels** as international free agent.

PERSONAL/MISC

- ◆ José Rances Suarez (SWAR-ez) Quintero.
- ◆ Become seventh Venezuelan pitcher to start for Angels, following Kelvim Escobar, Urbano Lugo, Jhoulys Chacin, Anthony Ortega, Luis Sanchez and Yusmeiro Petit.
- ◆ Entered 2019 ranked by *Baseball America* as #4 prospect in Angels organization...At conclusion of 2018 season was ranked by *MLB.com* as #8 prospect (#2 among pitchers) in Angels system.
- ◆ Ranked second in all of Minor League Baseball having struck out 42% of all batters faced in 2018.
- ◆ Named by *Baseball America* as having best changeup in Angels system following 2017 and 2018 seasons.
- ◆ Originally signed by Angels scouts Carlos Ramirez, Mauro Zerpa and Lebi Ochoa.



#49



JULIO TEHERAN

BORN: JAN. 27, 1991 **OPENING DAY AGE:** 29
BIRTHPLACE: CARTAGENA, COLOMBIA **RESIDES:** CARTAGENA, COLOMBIA
SIGNED THRU: 2020 **MLB SERVICE:** 7 YEARS, 62 DAYS
ACQUIRED: SIGNED AS FREE AGENT, DEC. 21, 2019
MARRIED: YOSELIN RINCON CASTILLO, FEB. 2016
CHILDREN: JORDAN

RHP

HEIGHT: 6-2

WEIGHT: 205

BATS: R

THROWS: R

TEHERAN'S LIFETIME PITCHING RECORD

Year	Club	W-L	ERA	G	GS	CG	GF	SHO	SV	IP	H	R	ER	HR	HB	BB	IBB	SO	WP	BK	BAA
2008	Danville	1-2	6.60	6	6	0	0	0	0	15	18	12	11	2	2	4	0	17	0	0	.305
2009	Danville	2-1	2.68	7	7	0	0	0	0	43.2	36	17	13	2	7	7	0	39	1	0	.229
	Rome	1-3	4.78	7	7	0	0	0	0	37.2	42	20	20	2	5	11	0	28	4	0	.288
2010	Rome	2-2	1.14	7	7	0	0	0	0	39.1	23	8	5	1	5	10	0	45	1	0	.168
	Myrtle Beach	4-4	2.98	10	10	0	0	0	0	63.1	56	22	21	6	5	13	1	76	3	1	.233
	Mississippi	3-2	3.38	7	7	0	0	0	0	40	29	15	15	2	1	17	0	38	2	0	.204
2011	Gwinnett	★15-3	2.55	25	24	0	0	0	0	144.2	123	46	41	5	5	48	2	122	3	1	.232
	ATLANTA	1-1	5.03	5	3	0	0	0	0	19.2	21	11	11	4	0	8	0	10	1	0	.276
2012	Gwinnett	7-9	5.08	26	26	1	0	0	0	131	146	81	74	18	15★	43	1	97	4	2	.289
	ATLANTA	0-0	5.68	2	1	0	0	0	0	6.1	5	4	4	0	0	1	0	5	0	0	.217
2013	ATLANTA	14-8	3.20	30	30	0	0	0	0	185.2	173	69	66	22	13	45	4	170	2	0	.246
2014	ATLANTA	14-13	2.89	33	33★	4	0	2	0	221	188	82	71	22	4	51	4	186	1	1	.232
2015	ATLANTA	11-8	4.04	33	33	0	0	0	0	200.2	189	99	90	27	9	73	3	171	2	0	.253
2016	ATLANTA	7-10	3.21	30	30	1	0	1	0	188	157	70	67	22	9	41	2	167	7	1	.223
	Gwinnett (1)	0-1	1.80	1	1	0	0	0	0	5	3	2	1	0	0	0	0	5	0	0	.167
2017	ATLANTA	11-13	4.49	32	32	0	0	0	0	188.1	186	103	94	31	7	72	3	151	6	0	.257
2018	ATLANTA	9-9	3.94	31	31	0	0	0	0	175.2	122	80	77	26	9	84	3	162	2	3	.196
2019	ATLANTA	10-11	3.81	33	33	0	0	0	0	174.2	148	81	74	22	14★	83	3	162	5	1	.229
MAJOR TOTALS		77-73	3.67	229	226	5	0	3	0	1360	1189	599	554	176	65	458	22	1184	26	6	.235
MINOR TOTALS		35-27	3.48	96	95	1	0	0	0	519.2	476	223	201	38	45	153	4	467	18	4	.246

★ led or tied for league lead
 (1) rehab assignment

Disabling Injuries: 2018 — Right thumb contusion; disabled June 5 - June 16
 2016 — Right lat strain; disabled Aug. 2 (retro to July 31) - Aug. 19

2019 SEASON

- ◆ Made career-high-tying 33 starts for **Braves**...Has made at least 30 starts in each of last seven seasons and is one of four MLB pitchers to do so, along with José Quintana, Jon Lester & Mike Leake.
- ◆ Made 200th career start, Apr. 30 vs. San Diego...Became ninth Braves pitcher to make 200 starts for the club since the move to Atlanta in 1966...Joined Phil Niekro (594), Tom Glavine (518), John Smoltz (466), Greg Maddux (363), Tim Hudson (243), Rick Mahler (218), Ron Reed (203) and Steve Avery (201).
- ◆ Ended year with 226 career starts, which was sixth most in Atlanta history...His 77 wins rank ninth in that span.
- ◆ Made 17 starts allowing one-or-fewer earned runs, which tied (with Jack Flaherty and Jacob deGrom) for third-most in Majors among traditional starters, behind Gerrit Cole (19) and Hyun-Jin Ryu (18)...Made eight consecutive such starts, May 5 - June 13, which was longest streak in Majors for a traditional starter.
- ◆ Pitched to a 3.31 ERA (163.1 IP - 60 ER) over first 30 starts, before allowing 14 earned runs over final 11.1 innings.
- ◆ Served as Atlanta's Opening Day starter for sixth consecutive season, matching Hall-of-Famer Warren Spahn for longest such streak by a pitcher in Braves franchise history and is longest active streak in Majors...Only two other Atlanta pitchers (Greg Maddux from 1993-96 and Rick Mahler 1985-88) went at least four straight.

COOPERSTOWN COMPANY

MOST STRIKEOUTS IN BRAVES FRANCHISE HISTORY (Since 1900)

PLAYER	STRIKEOUTS
1. John Smoltz	3011
2. Phil Niekro	2912
3. Warren Spahn	2493
4. Tom Glavine	2091
5. Greg Maddux	1828
6. Julio Teheran	1184





CAREER HIGHLIGHTS

- ◆ Since 2013, ranks fourth in Majors with 222 starts, and ninth in innings pitched (1,334).
- ◆ Is one of six players since 1900 to record over 1,000 strikeouts in a Braves uniform, along with Hall of Famers John Smoltz, Phil Niekro, Warren Spahn, Tom Glavine and Greg Maddux.
- ◆ Set Braves franchise record with six consecutive Opening Day starts (2014-19); longest active streak in Majors.
- ◆ Made Major League debut May 7, 2011 vs. Philadelphia...Earned first MLB win, Sept. 8, 2011 (Game 2) at New York (N.L.).
- ◆ Hit first Major League home run Aug. 5 at New York (N.L.) off Corey Oswalt.

MAJOR LEAGUE SUMMARY

2018

- ◆ Made 30 starts for **Braves** for sixth consecutive season, and held opponents to a .196 (122/623) average, which was second-lowest mark in franchise history.
- ◆ Fanned Eduardo Escobar in first inning, Sept. 8 at Arizona, for 1,000th strikeout of career.
- ◆ Became sixth pitcher since 1900 to fan 1,000 in a Braves uniform...All five previous players are Hall of Famers: John Smoltz (3,011), Phil Niekro (2,912), Warren Spahn (2,493), Tom Glavine (2,091) and Greg Maddux (1,828).
- ◆ Hit first career home run, Aug. 5 at New York (N.L.) with solo shot off Corey Oswalt.
- ◆ Held San Diego hitless over six innings, June 17...Was the first hitless start of his career...Fanned 11, becoming second Atlanta pitcher to strike out double digits in a no-hit outing (Kent Mercker - 10 SO in no-hitter 4/8/94 at LAD).
- ◆ Made fifth consecutive Opening Day start, which set Atlanta era (since 1966) record for a pitcher...Only two other Atlanta pitchers (Greg Maddux from 1993-96 and Rick Mahler 1985-88) went four straight...Only Phil Niekro (8), Maddux (7) and Mahler (5) made at least five Opening Day starts in total for Atlanta.

2017

- ◆ Led **Braves** with 32 starts to become first Atlanta pitcher to make 30 starts in five consecutive seasons since Greg Maddux went eight straight from 1996-2003.
- ◆ Made fourth consecutive Opening Day start, Apr. 3 at NYM...Went 6.0 shutout innings, but took no-decision.
- ◆ Was 1-0 with a 0.95 ERA (19 IP - 2 ER) over first three starts...Then went 6-10 with a 5.98 ERA (111.1 IP - 74 ER) over his next 20 starts...In final nine games, compiled a 4-3 record and a 2.79 ERA (58 IP - 18 ER).
- ◆ Finished 8-3 with a 3.14 ERA (94.2 IP - 33 ER) in 15 road games, compared to a 3-10 record and 5.86 ERA (93.2 IP - 61 ER) in 17 games at SunTrust Park.
- ◆ Started opening game at SunTrust Park, Apr. 14 vs. SD, and earned first win of season.
- ◆ Picked off four runners to tie for team lead and tie for fifth most in Majors.

2016

- ◆ Made 30 starts for **Braves** for a fourth consecutive season, becoming first Atlanta pitcher to do so since Greg Maddux went eight straight from 1996-2003.
- ◆ Made his All-Star Game debut and tossed a perfect fifth inning...Named to second career All-Star team; (did not play in 2014 game).
- ◆ Became first Braves pitcher to start three consecutive Opening Days since RHP Derek Lowe (2009-2011).
- ◆ Struck out a career-high 12 batters twice (May 24 vs. MIL and Oct. 2 vs. DET).
- ◆ Faced 28 batters in a one-hit shutout at NYM June 19, allowing no walks and fanning seven in 6-0 win...It marked fifth career complete game, third shutout and Braves only individual complete game in 2016.
- ◆ Had career-best 23-inning scoreless streak, June 14-25...Longest single-season streak by a Braves starter since Paul Maholm, Apr. 3-20, 2013.
- ◆ Earned fourth win, Aug. 30 vs. SD, while lowering his season ERA to 3.12... According to ELIAS, only three other starters had four or fewer wins with an ERA as low as Teheran in their first 24 starts of a season: Frank Allen, 1913 Dodgers (4-14, 2.70 ERA), Nolan Ryan, 1987 Astros (4-13, 3.09) and John Dopson, 1988 Expos (3-10, 2.97).
- ◆ Had four scoreless starts without a winning decision, which tied Matt Shoemaker (LAA) for most in Majors and also equaled Atlanta's franchise record.

2015

- ◆ In third full season with **Braves**, led team in wins (11), while finishing tied for first in games started (33) and strikeouts (171)...Team went 19-14 (.576) in his starts.
- ◆ Became first Braves pitcher with back-to-back 200-inning seasons since Tim Hudson in 2010 and 2011.
- ◆ Earned Opening Day start for second consecutive season, beating Miami, 2-1, on Apr. 6 at Marlins Park...Became first Braves pitcher to be Opening Day starter in back-to-back seasons since Derek Lowe in 2010 and 2011.
- ◆ Went 8-2 with a 2.89 ERA (109 IP - 35 ER) in 17 home games.
- ◆ From August through end of year, a span of 12 games, went 5-2 with a 2.95 ERA (76.1 IP - 25 ER)...Allowed more than three runs in a start only one time over that span.

TEHERAN





- ◆ Won 10th game of season Sept. 9 at Philadelphia...The win gave him double-digit victories in three straight seasons; first Braves pitcher to do so since Tommy Hanson (four, 2009-12) and Tim Hudson (three, 2010-12).
- ◆ Became 19th pitcher in Atlanta-era franchise history with 100 starts with team, Oct. 2 vs. St. Louis.

2014

- ◆ Led **Braves** in starts (T-1st, 33), quality starts (T-1st, 25), innings pitched (221), wins (T-1st, 14), complete games (4), WHIP among starters (1.08) and opponents' average among starters (.232).
- ◆ His 221 innings pitched ranked third in National League and seventh in Majors.
- ◆ Named to first All-Star team after being selected on player ballot; did not appear in the contest.
- ◆ Became first Braves pitcher to post two shutouts in a season (Apr. 16 & May 20) since Greg Maddux (3) in 2001.
- ◆ At 23 years old, he became first Brave with two-or-more shutouts in a season before his 25th birthday since Steve Avery in 1992 at age 22.
- ◆ Tossed fourth complete game of season Sept. 13 at Texas and became first Braves pitcher to record at least four complete games in a season since Greg Maddux (6) and Tom Glavine (4) in 2000.

2013

- ◆ Made 30 starts for **Braves** in first full Major League season.
- ◆ Became eighth Braves rookie to reach 10 wins since franchise moved to Atlanta in 1966.
- ◆ On June 5 vs. Pittsburgh, began game with 7.2 no-hit innings before PH Brandon Inge broke up no-hit bid with a single to left.

2012

- ◆ Led Triple-A **Gwinnett** in wins (7) for second straight year while making two appearances with **Braves**.
- ◆ Pitched once in October for Braves, throwing two scoreless innings and also made one start, June 10 vs. TOR.

2011

- ◆ Named by **Braves** as top organizational pitcher for second straight year (2010-11).
- ◆ Made MLB debut May 7 at Philadelphia (L; 4.2 IP, 4 H, 3 ER, 2 BB, 1 SO).
- ◆ Totaled five games (three starts) for Atlanta and earned first MLB win Sept. 8 in second game of doubleheader at New York (N.L.) (5.1 IP, 5 H, 1 ER, 2 BB, 3 SO).
- ◆ Spent majority of season with **Gwinnett**...Led International League in wins (15)...Named IL's Most Valuable Pitcher, Rookie of the Year and starter for the IL's Postseason All-Star Team.

POSTSEASON SUMMARY

- ◆ Made postseason debut in **2013** with **Braves**, starting Game 3 of NLDS at Los Angeles (N.L.)...Became youngest pitcher (22 years, 252 days) to make a postseason start for Atlanta since Steve Avery on Oct. 24, 1992 in World Series Game 6 vs. Toronto (22 years, 193 days).
- ◆ In **2018** with **Braves**, pitched 1.2 scoreless innings in relief in Game 4 of NLDS in only playoff appearance of year.
- ◆ Appeared in two games in relief in **2019** for **Braves**, during NLDS...Took loss in Game 4 at St. Louis after allowing walk-off sacrifice fly to Yadier Molina...Pitched one perfect inning with two strikeouts during Game 5.

DIVISION SERIES TOTALS

Year	Club, Opp.	W-L	ERA	G	GS	CG	SHO	SV	IP	H	R	ER	BB	SO
2013	ATL, LAD	0-1	20.25	1	1	0	0	0	2.2	8	6	6	1	5
2018	ATL, LAD	0-0	0.00	1	0	0	0	0	1.2	1	0	0	0	2
2019	ATL, STL	0-1	5.40	2	0	0	0	0	1.2	1	1	1	1	2
Totals		0-2	10.50	4	1	0	0	0	6	10	7	7	2	9

NOTABLE MINOR LEAGUE AWARDS AND HONORS

- ◆ **2011** International League Most Valuable Pitcher...International League Rookie of the Year...International League Mid-Season & Post-Season All-Star...Futures Game Selection...Phil Niekro Award...*MILB.com* Organization All-Star...Topps Triple-A All-Star...*MILB.com* Triple-A Starting Pitcher of the Year...*Baseball America* Minor League All-Star...*Baseball America* Triple-A All-Star.
- ◆ **2010** *Baseball America* Minor League All-Star...Carolina League Mid-Season All-Star...Futures Game Selection.

CAREER TRANSACTIONS

- ◆ July 2, 2007...Signed by **Braves** as international free agent.
- ◆ Feb. 14, 2014...Signed six-year contract with **Braves**.
- ◆ Dec. 21, 2019...Signed by **Angels** as free agent.





PERSONAL/MISC

- ◆ Julio Alberto Teheran...On Twitter: @Julio_Teheran.
- ◆ Founded Teheran Foundation in native country of Colombia...Foundation provides activities and games, as well as financial support to children in need.
- ◆ While with Double-A Mississippi, pitched 5.2 innings of combined no-hitter with Tyrelle Harris, Aug. 2, 2010 vs. Mobile.
- ◆ Was starting pitcher for World Team in 2011 Futures Game in Arizona...Also selected for 2010 Futures Game at Angel Stadium.
- ◆ Rated by *Baseball America* as Braves top prospect entering 2011-13 seasons...Was also rated by the publication as having best fastball in Braves organization after 2007, 2010 and 2011 seasons and best changeup after 2011 and 2012 seasons.
- ◆ Grew up in Olaya, a neighborhood in Cartagena and shared a one-story home with 10 family members...Home was owned by Julio's maternal grandmother and the family ran a small store out of one of the rooms.
- ◆ Originally signed by Braves scouts Johnny Almarez, Carlos Garcia and Miguel Teheran (Julio's cousin).

ALL-STAR GAME RECORD

Year	Club_Site	W-L	ERA	G	GS	CG	SHO	SV	IP	H	R	ER	BB	SO
2014	N.L., MIN			1	DID NOT PITCH									
2016	N.L., SD	0-0	0.00	1	0	0	0	0	1	0	0	0	0	0

WORLD BASEBALL CLASSIC TOTALS

Year	Club	W-L	ERA	G	GS	CG	SHO	SV	IP	H	R	ER	BB	SO
2017	Colombia	1-0	1.80	1	1	0	0	0	5	2	1	1	1	3

MAJOR LEAGUE HITTING TOTALS

AVG	AB	H	HR	RBI
.147	382	56	1	26

CAREER FIELDING

POS	PCT	G	PO	A	E	TC	DP
P	.984	229	83	216	5	304	18

TEHERAN'S CAREER HIGHS

	SEASON	GAME
Wins	14 — 2013 & 2014	12 — Twice; 10/2/16 vs. DET & 5/24/16 vs. MIL
Losses	13 — 2014 & 2017	9 — 3 times; last, 6/19/16 at NYM
ERA	2.89 — 2014	9 — Twice; 7/24/18 at MIA & 5/18/17 vs. TOR
IP	221 — 2014	9 — 5/18/17 vs. TOR
SO	186 — 2014	6 — Twice; 8/4/19 vs. CIN & 9/15/18 vs. WSH
Win Streak	4 — last; 4/16-5/14/18	13 — 6/16/15 at BOS
		SO
		IP
		R
		ER
		BB
		H



TEHERAN





MATT THAISS

#23

BORN: MAY 6, 1995

OPENING DAY AGE: 24

BIRTHPLACE: JACKSON, NJ

RESIDES: JACKSON, NJ

SIGNED THRU: 2020

ACQUIRED: SELECTED BY ANGELS IN FIRST ROUND (16TH OVERALL) OF 2016 FIRST-YEAR PLAYER DRAFT



INF

HEIGHT: 6-0

WEIGHT: 215

BATS: L

THROWS: R

THAISS'S LIFETIME PLAYING RECORD

Year	Club	AVG	G	AB	R	H	2B	3B	HR	RBI	SH	SF	HBP	BB	IBB	SO	SB	CS	GDP	SLG	OBP	E
2016	— Orem	.338	15	65	16	22	7	1	2	12	0	0	2	4	0	4	2	4	1	.569	.394	3
	Burlington	.276	52	199	24	55	12	3	4	31	1	2	2	22	1	28	1	0	5	.427	.351	8
2017	— Inland Empire	.265	84	336	46	89	13	4	8	48	0	2	7	40	1	59	4	3	10	.399	.353	7
	Mobile	.292	49	178	29	52	14	0	1	25	0	4	2	37	3	50	4	3	3	.388	.412	2
2018	— Mobile	.287	40	157	24	45	10	2	6	25	0	2	1	16	0	35	2	1	6	.490	.352	1
	Salt Lake	.277	85	368	54	102	24	6	10	51	0	3	1	28	0	68	6	3	11	.457	.328	8
2019	— Salt Lake	.274	79	310	63	85	17	2	14	49	0	2	1	59	0	64	1	0	7	.477	.390	9
	LA	.211	53	147	17	31	7	0	8	23	0	0	0	17	0	52	0	0	4	.422	.293	7
	MAJOR TOTALS	.211	53	147	17	31	7	0	8	23	0	0	0	17	0	52	0	0	4	.422	.293	7
	MINOR TOTALS	.279	404	1613	256	450	97	18	45	241	1	15	16	206	5	308	20	14	43	.445	.363	45

2019 SEASON

- ◆ Started season with Triple-A **Salt Lake**...Played 79 games with Bees before being promoted to **Angels** for remainder of season.
- ◆ Made Major League debut July 3 at Texas going 1-for-3 with a double and a run... In first month in Majors, batted .240 (12/50) with five home runs, nine runs and 14 RBI... Hit first Major League homer July 14 vs. Seattle.
- ◆ Recorded seven multi-RBI games...Registered two 4-RBI performances: Aug. 18 vs. Chicago (A.L.) and one Sept. 29 vs. Houston.
- ◆ Had first career multi-HR game July 28 vs. Baltimore, which included walk-off homer in 9th inning off Mychal Givens...Also hit two home runs Sept. 29 vs. Houston to become third Angels player with two multi-HR games within first 60 career games (also, Wally Joyner and Mike Napoli).
- ◆ Between Salt Lake and Angels batted .329 (26/79) with two outs and RISP.
- ◆ Hit .308 (32/104) in month of June for Salt Lake with eight home runs, 21 RBI, 25 walks and a 1.048 OPS.
- ◆ Received Fred Haney Award as Angels outstanding rookie during Spring Training.

NOTABLE MINOR LEAGUE AWARDS AND HONORS

- ◆ **2019** Angels *MiLB.com* Organizational All-Star
- ◆ **2018** Angels *MiLB.com* Organizational All-Star
- ◆ **2017** Angels *MiLB.com* Organizational All-Star...Arizona Fall League Rising Stars Game selection.
- ◆ **2016** Angels *MiLB.com* Organizational All-Star

CAREER TRANSACTIONS

- ◆ June 8, 2013...Selected by **Red Sox** in 32nd round of 2013 First-Year Player Draft (did not sign).
- ◆ June 9, 2016... Selected by **Angels** in first round (16th overall) of 2016 First-Year Player Draft (signed June 14, 2016).

PERSONAL/MISC

- ◆ Matthew Kevin Thaiss (rhymes with 'ICE')...Originally signed by Angels scout Nick Gorneault.
- ◆ On Twitter: @Matt_Thaiss
- ◆ Designated as Angels #8 prospect for 2018 & 2019 by *Baseball America*...Career .357 OBP in 325 minor league games.
- ◆ Played with Scottsdale Scorpions in 2017 Arizona Fall League...Named as Angels #2 prospect for 2017 season by *Baseball America*.
- ◆ 2016 marked first professional season after first-round selection (16th overall) in June Amateur Draft... Second New Jersey native to be selected in first round by Angels, joining OF Mike Trout (25th overall in 2009).





2020 LOS ANGELES ANGELS

- ◆ Played collegiately for the University of Virginia where he helped lead Cavaliers to College World Series Finals in both 2014 and 2015, including first national championship in school history in 2015...Named 2016 Second Team All-American by *Baseball America*, his second straight season with All-American honors...Semi-finalist for Dick Howser Trophy (College Baseball Player of the Year) and Johnny Bench Award (top collegiate catcher).
- ◆ In 2013, selected by Boston in the 32nd round (did not sign) out of Jackson Memorial High School (Jackson Township, NJ) where he was twice named First-Team All-State... Batted .343 with 17 homers and 70 RBI in high school career...Named First-Team All-Shore Conference three times...Named to High Honor Roll all four years.

MISCELLANEOUS STATS

TWO-HR GAMES (2)

Sept. 29, 2019 vs. HOU

July 28, 2019 vs. BAL

CAREER WALK-OFF HITS / RBI (1)

July 28, 2019 vs. BAL (solo HR; 9th)

CAREER FIELDING

POS	PCT	G	PO	A	E	TC	DP
1B	1.000	13	80	5	0	85	2
3B	.909	43	16	54	7	77	5

THAISS





JAKE THOMPSON

#48

BORN: JAN. 31, 1994
BIRTHPLACE: DALLAS, TX
SIGNED THRU: 2020
ACQUIRED: SIGNED MINOR LEAGUE CONTRACT, DEC. 18, 2019
MARRIED: SARAH WHEELER, DEC. 28, 2017

OPENING DAY AGE: 26
RESIDES: DALLAS, TX
MLB SERVICE: 139 DAYS

RHP

HEIGHT: 6-4

WEIGHT: 225

BATS: R

THROWS: R

NON-ROSTER INVITEE

THOMPSON'S LIFETIME PITCHING RECORD

Year	Club	W-L	ERA	G	GS	CG	GF	SHO	SV	IP	H	R	ER	HR	HB	BB	IBB	SO	WP	BK	BAA
2012	Tigers (GCL)	1-2	1.91	7	7	0	0	0	0	28.1	14	6	6	1	1	10	0	31	3	1	.149
2013	West Michigan	3-3	3.13	17	16	0	0	0	0	83.1	79	38	29	4	11	32	0	91	4	0	.244
2014	Lakeland	6-4	3.14	16	16	0	0	0	0	83	75	31	29	3	7	25	0	79	4	1	.244
	Erie	1-0	2.45	2	2	0	0	0	0	11	10	3	3	0	1	4	0	7	2	0	.238
	Frisco	3-1	3.28	7	6	0	0	0	0	35.2	28	13	13	3	1	18	0	44	1	0	.219
2015	Frisco	6-6	4.72	17	17	1	0	0	0	87.2	94	51	46	7	7	30	0	78	5	0	.272
	Reading	5-1	1.80	7	7	0	0	0	0	45	33	9	9	3	0	12	0	34	2	0	.217
2016	Lehigh Valley	11-5	2.50	21	21	0	0	0	0	129.2	105	44	36	10	6	37	1	87	5	0	.225
	PHILADELPHIA	3-6	5.70	10	10	0	0	0	0	53.2	53	34	34	10	4	28	1	32	4	0	.265
2017	Lehigh Valley	5-14	5.25	22	22	0	0	0	0	118.1	136	83	69	12	3	47	1	90	9	0	.293
	PHILADELPHIA	3-2	3.88	11	8	0	1	0	0	46.1	50	27	20	9	5	22	0	35	1	0	.276
2018	PHILADELPHIA	1-0	4.96	9	0	0	6	0	2	16.1	14	10	9	1	0	11	2	14	1	0	.230
	Lehigh Valley	1-2	4.60	28	4	0	5	0	2	47	41	25	24	5	2	26	0	49	8	0	.244
	Colo. Springs	0-0	1.69	5	0	0	1	0	1	5.1	6	1	1	0	1	3	0	6	1	0	.286
2019	Lotte (S. Korea)	2-3	4.74	11	11	1	0	1	0	62.2	54	35	33	4	5	23	0	60	8	0	.223
	Lakeland	4-0	1.90	6	4	0	1	0	0	23.2	19	7	5	1	0	11	0	21	5	0	.211
	Erie	1-0	2.25	1	1	0	0	0	0	8	4	2	2	1	0	1	0	13	1	0	.154
MAJOR TOTALS		7-8	4.87	30	18	1	7	0	2	116.1	117	71	63	20	9	61	3	81	6	0	.265
MINOR TOTALS		47-38	3.47	156	123	1	7	0	3	706	644	313	272	50	40	256	2	630	50	2	.245
S. KOREA TOTALS		2-3	4.74	11	11	1	0	1	0	62.2	54	35	33	4	5	23	0	60	8	0	.223

- ◆ Jacob Keith Thompson...On Twitter: @jthomp15...Originally signed by **Tigers** scout Tim Grieve.
- ◆ **2020** marks first season with **Angels** after signing a minor league contract Dec. 18, 2019.
- ◆ In MLB career, has pitched in 30 games (18 starts) across parts of three seasons (2016-18) with **Phillies**...In MiLB career, started 123 of 156 games, owning a 47-38 record and 3.47 ERA (706 IP - 262 ER).
- ◆ Began **2019** with **Lotte** of KBO, South Korea's highest pro baseball league...Signed minor league contract with **Tigers**, the organization that originally drafted him in 2012 (second round)...Made seven appearances (5 GS) between A.-Adv. **Lakeland** and Double-A **Erie**, posted a 5-0 record with a 1.99 ERA (31.2 IP - 7 ER), 1.11 WHIP, .198 BAA (23/116) and 34 SO.
- ◆ Made nine appearances for **Phillies** in **2018** for **Phillies**, (his most recent MLB experience), and spent majority of season in Triple-A between **Lehigh Valley** and **Colorado Springs**.
- ◆ In **2017**, had four stints with **Phillies**...Posted a 3.27 ERA (41.1 IP - 15 ER) in his eight starts, the lowest ERA by a **Phillies** starter with at least five starts that season...Allowed one-or-fewer runs in five of eight starts, the third-most such starts among **Phillies** starters...Tossed 5.0 scoreless IP on July 28 vs. Atlanta for his first scoreless MLB start...Held left-handed hitters to a .219 BA (14-for-64) with just one HR in 77 plate appearances.
- ◆ Began **2016** with Triple-A **Lehigh Valley**...Named International League Most Valuable Pitcher and led league in ERA (2.50) and T-1st in wins (11)...**Phillies** MiLB Pitcher of the Month in June (3-0, 0.76 ERA, 35.1 IP, 3 ER, 26 H, 8 BB, 18 SO)...Won final eight decisions and allowed just one HR in final seven starts (45.1 IP)...Named Triple-A All-Star by **Baseball America** and International League Post-Season All-Star...Made MLB debut with **Phillies** Aug. 6 at San Diego (L; 4.1 IP, 7 H, 6 R, 6 ER, 2 BB, HB, SO) and collected his first MLB hit (infield single)...Picked up first MLB win Aug. 12 vs. Colorado (5.0 IP, 2 H, 3 R, 6 SO)...Posted 3.41 ERA (34.1 IP - 13 ER) over his final six starts.
- ◆ In **2015**, named Texas League Mid-Season All-Star with Double-A **Frisco**...Traded by **Rangers** to **Phillies** on July 31 with C Jorge Alfaro, RHP Alec Asher, RHP Jerad Eickhoff, LHP Matt Harrison and OF Nick Williams for LHP Cole Hamels, LHP Jake Diekmann and cash considerations...After trade, went 5-1 in seven starts (45 IP) for Double-A **Reading**...Named **Phillies** Minor League Pitcher of the Week 8/31-9/7...Went 2-0, 0.56 ERA in two playoff starts, including a shutout in Divisional Series Sept. 11 at Binghamton (9 IP, 3 H, BB, 8 SO)...Following season, ranked as **Phillies** No. 3 prospect by **Baseball America**.
- ◆ Entered **2014** ranked as **Tigers** No. 4 prospect by **MLB.com**...Selected to 2014 All-Star Futures Game, where he earned the win for Team USA (0.2 IP, 2 SO) at Target Field...Mid-Season All-Star for **Lakeland**...Traded from **Tigers** to **Rangers** July 23 with RHP Corey Knebel for RHP Joakim Soria...Finished year as No. 8 Texas prospect, per **MLB.com**.
- ◆ Named a First-Team All-American his senior season at Rockwall-Heath High School (TX) after going 12-3 with a 1.90 ERA and batting .504 (66-131) with 17 2B, 3B, 15 HR and 58 RBI.

THOMPSON



2020 LOS ANGELES ANGELS

FRANKLIN TORRES

#95

BORN: OCT. 27, 1996

OPENING DAY AGE: 23

BIRTHPLACE: MARACAY, VZ

RESIDES: MARACAY, VZ

SIGNED THRU: 2020

ACQUIRED: SIGNED AS INTERNATIONAL FREE AGENT, JULY 27, 2013



C

HEIGHT: 6-0

WEIGHT: 175

BATS: R

THROWS: R

NON-ROSTER INVITEE

TORRES' LIFETIME PLAYING RECORD

Year	Club	AVG	G	AB	R	H	2B	3B	HR	RBI	SH	SF	HBP	BB	IBB	SO	SB	CS	GDP	SLG	OBP	E
2014	— Angels (AZL)	.254	32	114	12	29	1	2	0	11	0	1	0	17	0	27	3	3	5	.298	.348	16
2015	— Angels (AZL)	.279	39	147	24	41	6	2	0	13	2	1	3	13	0	23	11	1	3	.347	.348	8
	— Orem	.179	8	28	2	5	0	0	0	3	0	0	2	4	0	9	2	1	1	.179	.324	4
2016	— Orem	.225	29	111	17	25	5	0	0	16	3	1	0	12	0	24	2	2	2	.270	.298	11
2017	— Orem	.292	66	271	47	79	20	1	5	47	2	5	1	21	0	34	4	0	16	.428	.339	15
2018	— Burlington	.285	82	288	36	82	12	2	4	39	1	2	2	44	0	60	12	1	5	.382	.381	5
	— Inland Empire	.216	12	51	8	11	1	1	3	8	0	1	0	4	0	12	0	0	2	.451	.268	2
2019	— Inland Empire	.257	91	346	45	89	17	2	3	32	1	2	3	53	3	102	1	1	10	.344	.359	9
MINOR TOTALS		.266	359	1356	191	361	62	10	15	169	9	13	11	168	3	291	35	9	44	.360	.349	70

- ◆ Franklin Jesus (Lopez) Torres...Signed as an international free agent by **Angels** scouts Carlos Ramirez, Mauro Zerpa and Lebi Ochoa.
- ◆ **2020** marks first big league camp...In 359 career minor league games, has slashed .266/.349/.360, accumulating 361 hits, 191 runs, 62 doubles, 10 triples, 15 home runs, 169 RBI and 35 stolen bases.
- ◆ Played entire **2019** season with Adv.-A **Inland Empire**, playing catcher for the first time, appearing in 35 games at the position...Also played 31 games at second base...Reached base at a .359 clip with 45 runs scored, 17 doubles, three home runs, 32 RBI and a career-high 53 walks...Batted No. 1, 2, 3 or 4 in the lineup in 90 of 91 games...Posted a 10-game hitting streak from July 28 through Aug. 10.
- ◆ Began **2018** with Single-A **Burlington** of the Midwest League...Recorded career highs with a .381 OBP and 12 stolen bases...Hit .285 with four home runs, 39 RBI and 36 runs scored...Compiled a 12-game hitting streak from June 24 through July 8...Tallied 5 RBI against Peoria on July 3...Slashed .328/.455/.459 in final 19 games with 14 walks compared to 12 strikeouts...Promoted to **Inland Empire** July 15, where he hit .216 (11/51) and slugged .451 with eight runs, three home runs and eight RBI in 12 games...Went 3-for-5 with 2 R, 2 HR, 3 RBI and 9 TB on July 22 vs. Stockton.
- ◆ Spent **2017** with Rookie-Level **Orem** of the Pioneer League, posting career highs with a .292 batting average (79/271), 20 doubles, five home runs, 47 runs, 47 RBI, also contributing four stolen bases without getting caught...Slashed .319/.357/.505 in Aug. with three home runs and 19 RBI in 23 games...Had a 17-game hitting streak between Aug. 4 and Aug. 25, during which he hit .394 (28/71) with three home runs and 17 RBI...Also posted hitting streaks of eight and nine games...Went 3-for-5 with 3 R, 2B, HR and 4 RBI on July 23 vs. Great Falls.
- ◆ Was with **Orem** for **2016** season, batting .225 (25/111) with 17 runs, 16 RBI, five doubles and two stolen bases in 29 games...Notched two three-hit games, tallying three RBI in each contest.
- ◆ Started **2015** campaign with the Rookie-Level **AZL Angels**, hitting .279 (41/147) with six doubles, three triples, 24 runs, 13 RBI and 11 stolen bases in 39 games...Slashed .350/.404/.438 through the first half of the season (21 games)...Compiled a 15-game hitting streak from June 27 through July 21...Went 4-for-4 on July 18 vs. AZL White Sox.
- ◆ Promoted to **Orem** Aug. 31 and hit .179 (5/28) with two runs, three RBI and two stolen bases.
- ◆ Began professional career in **2014** with **AZL Angels**, batting .254 (29/114) with one triple, two doubles, 12 runs, 11 RBI and three stolen bases in 32 games...Notched a five-game and a seven-game hitting streak...Hit .321 against lefties (9/28)...Batted second in 15 of 32 games.

TORRES





MIKE TROUT

#27

BORN: AUG. 7, 1991

BIRTHPLACE: VINELAND, NJ

SIGNED THRU: 2030

ACQUIRED: SELECTED IN THE FIRST ROUND (25TH OVERALL) OF THE 2009 FIRST-YEAR PLAYER DRAFT

MARRIED: JESSICA COX, DEC. 16, 2017

OPENING DAY AGE: 28

RESIDES: MILLVILLE, NJ

MLB SERVICE: 8 YEARS, 70 DAYS

OF

HEIGHT: 6-2

WEIGHT: 235

BATS: R

THROWS: R

TROUT'S LIFETIME PLAYING RECORD

Year	Club	AVG	G	AB	R	H	2B	3B	HR	RBI	SH	SF	HBP	BB	IBB	SO	SB	CS	GDP	SLG	OBP	E
2009	—Angels (AZL)	.360	39	164	29	59	7	7	1	25	3	2	0	18	0	28	13	2	2	.506	.418	1
	Cedar Rapids	.267	5	15	1	4	0	0	0	0	1	0	0	4	0	6	0	0	0	.267	.421	0
2010	—Cedar Rapids	.362	81	312	76	113	19	7	6	39	2	1	7	46	2	52	45	9	1	.526	.454	0
	R. Cucamonga	.306	50	196	30	60	9	2	4	19	5	3	1	27	1	33	11	6	2	.434	.388	1
2011	—Arkansas	.326★	91	353	82	115	18	13★	11	38	4	1	9	45	1	76	33★	10	2	.544	.414★	1
	LAA	.220	40	123	20	27	6	0	5	16	0	1	2	9	0	30	4	0	2	.390	.281	2
2012	—Salt Lake	.403	20	77	21	31	4	5	1	13	1	3	1	11	0	16	6	1	1	.623	.467	0
	LAA	.326	139	559	129★	182	27	8	30	83	0	7	6	67	4	139	49★	5	7	.564	.399	4
2013	—LAA	.323	157	589	109★	190	39	9	27	97	0	8	9	110★	10	136	33	7	8	.557	.432	2
2014	—LAA	.287	157	602	115★	173	39	9	36	111★	0	10	10	83	6	184★	16	2	6	.561	.377	3
2015	—LAA	.299	159	575	104	172	32	6	41	90	0	5	10	92	14	158	11	7	11	.590★	.402	0
2016	—LAA	.315	159	549	123★	173	32	5	29	100	0	5	11	116★	12	137	30	7	5	.550	.441★	4
2017	—LAA	.306	114	402	92	123	25	3	33	72	0	4	7	94	15★	90	22	4	8	.629★	.442★	1
	Inland Empire (1)	.222	4	9	5	2	1	1	0	0	0	0	1	4	0	2	0	0	1	.556	.500	0
2018	—LAA	.312	140	471	101	147	24	4	39	79	0	4	10	122★	25★	124	24	2	5	.628	.460★	0
2019	—LAA	.291	134	470	110	137	27	2	45	104	0	4	16	110	14	120	11	2	5	.645	.438	4
MAJOR TOTALS		.305	1199	4340	903	1324	251	46	285	752	0	48	81	803	100	1118	200	36	57	.581	.419	20
MINOR TOTALS		.341	2290	1126	244	384	58	35	23	134	16	10	21	155	4	213	108	28	9	.516	.426	3

★ led or tied for league lead

(1) rehab assignment

Disabling Injuries: **2018** — Right wrist inflammation; disabled Aug. 9 (retro to Aug. 6) - 24

2017 — Left thumb ligament injury; disabled May 29 - July 14

2019 SEASON

- ◆ Completed ninth big league season (eighth full) with the **Angels** by capturing his third career American League Most Valuable Player Award (2019, 2016 & 2019)...Finished 20 points ahead of second-place finisher Alex Bregman (335)...Garnered 17 first-place votes and 13 second-place votes.
- ◆ Became the 11th player in Major League history to capture MVP honors three times and sixth American Leaguer to do so...The honors were the fifth won by a Halo (Baylor, 1979 and Guerrero, 2004)...*For more info, see Career Summary section.*
- ◆ Led the American League in on-base percentage for the fourth straight year and OPS for the third consecutive season...Also finished the Junior Circuit's Top 10 in home runs (2nd), runs (T6th), RBI (9th), slugging (1st) and walks (2nd).
- ◆ Tabbed as a Louisville Silver Slugger for the seventh time in career...*For more info, see Career Summary Section.*
- ◆ Named an American League All-Star for the eighth consecutive season...*For more info, see All-Star Game section below.*
- ◆ Agreed to a historic 12-year contract extension with the Angels on March 20th.

HOME RUNS

- ◆ Clubbed a career-high 45 home runs...The homers were the second-most in Club history, trailing only Troy Glaus' 47 in 2000...Also marked the most by a Major League center fielder since Andruw Jones' 51 in 2005 and most by an A.L. center fielder since Ken Griffey Jr. in 1999 (48 HR).
- ◆ Set the franchise record for first-half home runs (28 HR), surpassing the previous mark of 26 set by Garret Anderson in 2000 and Mike Trout and Albert Pujols in 2015.
- ◆ Tallied sixth career 30-HR season, establishing a new club record...Previous record was five seasons (Trout, Salmon).

REELING THEM IN

A glance at some of Trout's notable awards...

- 3x A.L. Most Valuable Player
- 2012 A.L. Rookie of the Year
- 8x All-Star
- 2x All-Star Game MVP
- 8x Angels Team MVP
- 7x Louisville Silver Slugger Award

TROUT



RBI

- ◆ Collected 104 RBI, good for the second-most in a single season of career.
- ◆ Drove in 100 runs for the third time, becoming the fifth player in Club history to reach the mark at least three times: Albert Pujols, Vladimir Guerrero, Troy Glaus and Garret Anderson.

RUNS

- ◆ Reached the century mark in runs scored for the seventh time in career...Is just the fifth player all-time (3rd in A.L. history) with seven 100-run campaigns prior to their age-28 season: Alex Rodriguez (8 seasons), Hank Aaron (7), Mickey Mantle (7) and Mel Ott (7).
- ◆ Is the only player in Club history with more than two 100-run seasons...903 career runs scored rank third in franchise history.

WALKS

- ◆ 110 walks ranked second in the American League.
- ◆ Reached the century mark in walks for the fourth time in career...Became the ninth player in A.L. history with four 100-walk campaigns prior to their age-28 season...No other Angel in franchise history had more than two such seasons.

ALL-STAR GAME

- ◆ Named a starter for the American League All-Star team...Extended his Angels record with eight overall All-Star selections and passed Rod Carew for the Club record with seven selections via fan voting...*For more info, see Career Summary section.*

CAREER SUMMARY

- ◆ Three-time A.L. MVP (2019, 2016 & 2014), seven-time All-Star and 2012 A.L. Rookie of the Year owns a .305 average (1324/4340) with 251 doubles, 46 triples, 285 home runs, 752 RBI and 200 stolen bases in 1,199 career games.
- ◆ Received third American League MVP honors in 2019 to become the 11th player in Major League history to capture MVP honors three times and sixth American Leaguer to do so...Became the first three-time winner since Albert Pujols (2009, 2008 and 2005)...In 2016, at 25 years and 56 days old at the end of the that campaign, became the third-youngest player ever to win the award multiple times, behind only Detroit's Hal Newhouser (24 years, 133 days) and Cincinnati's Johnny Bench (24 years, 302 days)...Named unanimous winner of the 2014 American League Most Valuable Player Award...Third Halo to win the award along with Vladimir Guerrero (2004) and Don Baylor (1979).
- ◆ Has finished second in A.L. MVP race in 2012, 2013, 2015 and 2018...From 2012-2016, became just the second player all-time to finish in the Top 2 of the MVP race in five consecutive seasons, joining Barry Bonds...Is one of four players to finish second in the MVP vote at least four times during their careers: Stan Musial (4 times), Ted Williams (4), Albert Pujols (4).
- ◆ Unanimous winner of the 2012 American League Rookie of Year...Became first player in Major League history to steal 45 bases, score 125 runs and hit 30 home runs in a single season.
- ◆ Named Angels Team MVP each of the last eight seasons...Is the first Halo to win the award in eight times at any point in career.
- ◆ Tabbed as a Louisville Silver Slugger in 2012, 2013, 2014, 2015, 2016, 2018 and 2019...Is the first Angel to win the award more than four times...Was first player in American League history to win the award in each of his first six full big league seasons and just the second Major Leaguer to accomplish the feat (Mike Piazza won award in each of first 10 full seasons)...Is tied with Alex Rodriguez as the youngest players in big league history to win the award seven times.

MOST 100-RUN SEASONS BEFORE AGE-27 CAMPAIGN

Player	Seasons	Years
Alex Rodriguez	8	1996-2003
Mike Trout	7	2012-16 & 2018-19
Mickey Mantle	7	1953-59

TROUT'S A.L. RANKINGS ALL-TIME BY A PLAYER PRIOR TO AGE-28 SEASON

WAR		HR	
1.) Mike Trout	72.5	3.) Ken Griffey Jr.	294
2.) Ty Cobb	69.0	4.) Mike Trout	285
RBI		R	
11.) Ruben Sierra	774	3.) Ty Cobb	975
12.) Mike Trout	752	4.) Mike Trout	903
BB		H	
2.) Eddie Yost	874	11.) Tris Speaker	1,327
3.) Mike Trout	803	12.) Mike Trout	1,324
OPS*		XBH	
3.) Joe DiMaggio	1.010	2.) Jimmie Foxx	638
4.) Mike Trout	1.000	3.) Mike Trout	582

*min. 4000 PA

MICHAEL, THE ARCHANGEL

Trout's franchise history rankings

Category	Total	Place
Runs	903	3rd
Hits	1,324	6th
Doubles	251	5th
Triples	46	3rd
Home runs	285	5th
RBI	752	4th
Walks	803	3rd
Stolen Bases	200	2nd
Games	1,199	8th

TROUT





HOME RUNS

- ◆ 285 career home runs are good for fourth all-time thru a player's age-27 season, trailing only Alex Rodriguez (345), Jimmie Foxx (302), Eddie Mathews (299) and Ken Griffey Jr. (294).
- ◆ 285 career home runs rank second in franchise history (Tim Salmon, 299 HR).
- ◆ In 2019, became the 17th player in AL history with two 40-homer campaigns prior to their age-28 season & first since Alex Rodriguez (6 straight, 1998-03).
- ◆ Also, last year joined Alex Rodriguez and Jimmie Foxx as the only players in American League history to hit 30 home runs six-or-more times before their age-28 season...Also joined Eddie Mathews as the only players ever to amass seven seasons of 20+ home runs prior to their age-28 campaigns.

RBI

- ◆ 752 career RBI rank fourth in franchise history (Albert Pujols is fifth with 746).
- ◆ Drove in 700th career RBI as part of a career-high seven-RBI effort on June 19, 2019 in Toronto...Is the seventh player all-time to tally 700 RBI and 900 runs before their age-28 season: Alex Rodriguez, Mel Ott, Mickey Mantle, Joe Kelley, Jimmie Foxx, George Davis.
- ◆ Logged 600th career RBI April 11, 2017.
- ◆ Drove in 500th career RBI April 11, 2017...Was the 13th player in franchise history to reach the mark.

RUNS

- ◆ Led A.L. in runs scored in 2012 (129), 2013 (109), 2014 (115) and 2016 (123)...Just the 11th player (12th occurrence) to ever lead the A.L. in runs scored in three straight seasons and the first since Mickey Mantle from 1956-58.
- ◆ His 903 career runs rank 10th all-time by a player before their age-28 campaign: Mel Ott (1032), Alex Rodriguez (1009) Mickey Mantle (994), Jimmie Foxx (975), George Davis (943), Hugh Duffy (931), John McGraw (924), Willie Keeler (917) and Joe Kelley (903).
- ◆ Scored at least 100 runs seven of eight full seasons (only player in franchise history with more than two such seasons)...One of four players ever with seven campaigns of 100 R & 25 HR by their age-28 season.
- ◆ Played in 500th career game Apr. 13, 2015...Since 1960, his 378 runs scored rank fifth by a Major Leaguer in their first 500 career games, trailing Hanley Ramirez (392), Albert Pujols (389), Bobby Bonds (388) and Kenny Lofton (380)... Joined Joe DiMaggio (467 R/120 HR), Ted Williams (458 R/108 HR), Chuck Klein (439 R/125 HR) and Albert Pujols (389 R/121 HR) as the only players since 1914 to score 375 runs and hit at least 95 home runs in their first 500 career games.

STOLEN BASES

- ◆ Stole 200th career base Aug. 31st...Is the second player in franchise history (Chone Figgins, 280 SB) to reach the 200-steal mark.
- ◆ Stole 150th career base May 14, 2017.
- ◆ Led the A.L. in stolen bases in 2012 (49), in walks in 2013 (110), 2016 (116) and 2018 (122), and RBI in 2014 (111)...First player to have led his league in all three of those categories at any point during career.

SPEED AND POWER

- ◆ Is the first player in baseball history to tally 200 home runs and 200 stolen bases in his age-27 season or younger.
- ◆ According to STATS, at 25 years, 280 days (May 14, 2017), was the youngest player ever to amass 150 home runs and 150 stolen bases in a career, surpassing Alex Rodriguez's previous mark of 26 years, 54 days...Is just the second player in history to tally 200 home runs and 150 stolen bases before their age-26 season: Alex Rodriguez.
- ◆ Is the only player ever to amass three years of 25 HR/30 SB (2012-13 & 2016) prior to their age-25 season...The three 25 HR/30 SB seasons are tied for the most all-time by a center fielder: Willie Mays, Eric Davis and Carlos Beltran.
- ◆ Hit his 100th and 101st home runs of career on Apr. 17, 2015...At 23 years and 253 days old, became youngest player ever to reach the 100 HR/100 SB plateau (previously Alex Rodriguez at 23 years 309 days)...Joins Darin Erstad as only Angels to accomplish feat.
- ◆ According to STATS, is the second player in Major League history to reach 25+ home runs, 5+ triples and 10+ stolen bases in five consecutive seasons (2012-16), joining Willie Mays (6 straight, 1955-60).
- ◆ Is the youngest player in MLB history to post back-to-back 20-HR/30-SB campaigns (2012-13)...Fastest player to reach 50-HR/50-SB mark in American League history (266 games).

WALK'IN CLINIC

Trout is just 13th player to lead the American League in walks in three different seasons and first since Jason Giambi ('00, '01, '03 & '05).

FISH FACT

Mike Trout is the first player ever voted as the unanimous winner of both the A.L. Rookie of the Year and A.L. MVP awards.

LIKE MIKE

Most 25+ HR campaigns through their age 27-year-old season

Player	Seasons	Team
Mike Trout	8 (2012-18)	LAA
Alex Rodriguez	7 (1952-58)	SEA/TEX
Jimmie Foxx	7 (1956-62)	PHA

TROUT





ALL-STAR GAME

- ◆ 2019 marked eighth career All-Star Game and was tabbed as a starter for the seventh consecutive season...Is the first Major League player to be voted in by the fans as a starter in seven straight seasons since Derek Jeter (2006-12) (STATS LLC)... Just the sixth American League to start at least six All-Star games before turning 28, joining Joe DiMaggio, Mickey Mantle, Ivan Rodriguez, Rod Carew and Ken Griffey Jr. (elected a starter in 2017 but was not able to play due to injury).
- ◆ Has set franchise records for most All-Star Game selections (8) and starts (7).
- ◆ Is 7-for-17 (.411) in seven career All-Star Games with two doubles, one triple, two home runs, four RBI and three walks...With 2018 homer, joined Willie Mays and Joe Morgan as the only players with a hit in each of their first six All-Star Games...Is one of three American League players to have hit multiple All-Star Game home runs before turning 27, joining Al Kaline and Mickey Mantle...Is one of four A.L. players to have at least five career extra-base hits in the All-Star Game joining Ted Williams (7), Dave Winfield (5) and Cal Ripken Jr. (5).

MISC.

- ◆ Owns three 10+ WAR campaigns, the most by a player in their first seven full seasons in baseball history.
- ◆ Logged 1,000th career hit Aug. 7, 2017...Became the 10th American League player ever with 1,000 hits prior to his age-26 season: Ty Cobb, Al Kaline, Alex Rodriguez, Robin Yount, Jimmie Foxx, Buddy Lewis, Mickey Mantle, Ken Griffey Jr. and Stuffy McInnis.
- ◆ On May 21, 2013, became youngest player in A.L. history to hit for the cycle...Also was sixth Angel (7th occurrence) to turn the trick and first since Chone Figgins, Sept. 16, 2006.
- ◆ He and Willie Mays (1957-58) are only players in MLB history with two seasons of a .320 average, 25 homers and 30 steals at any point in their career.

200-HR/900-R PRIOR TO AGE-28 SEASON

Player	HR/R	Teams
Mike Trout	285/903	LAA
Alex Rodriguez	345/1009	SEA/TEX
Mickey Mantle	280/994	NY Yankees
Jimmie Foxx	302/975	PHAs

MAJOR LEAGUE SUMMARY

2018

- ◆ In eighth big league season (seventh full) with the **Angels**, finished second in the A.L. Most Valuable Player voting to Boston's Mookie Betts...Marked seventh time in seven full seasons finishing in the Top 4 and sixth time placing first or second (won in 2014 and 2016)...Is one of four players to finish second in the MVP vote at least four times during their careers: Stan Musial (4), Ted Williams (4) and Albert Pujols (4)...According to ELIAS, is one of three players to finish in the Top 3 of the MVP voting six times in a seven-year span, joining Yogi Berra and Albert Pujols.
- ◆ Finished in the Top 10 for the American League in several offensive categories including average (.312, 4th), on-base percentage (.460, 1st), slugging (.628, 3rd), runs (101, 9th), home runs (39, T-4th), stolen bases (24, 9th), walks (122, 1st) and intentional walks (25, 1st).
- ◆ Awarded a Louisville Silver Slugger for the sixth time in career...For more info, see Career Summary Section.
- ◆ Per MLB, was the 11th-most popular player jersey according to sales on MLBShop.com.

HOME RUNS

- ◆ Logged 39 home runs, the second-most of career (41 HR in 2015)... Marked third 35+ home run season, the most in franchise history.
- ◆ Joined Alex Rodriguez, Jimmie Foxx, Jose Canseco and Joe DiMaggio as the only players in American League history to hit 30 home runs five-or-more times before their age-27 season...Also joined Alex Rodriguez and Mickey Mantle as the only A.L. players all-time to amass seven seasons of 20+ home runs prior to their age-27 season.

RBI

- ◆ Drove in 79 RBI in 140 games...Was the fourth player in baseball history and first in franchise annals to log 35+ home runs and drive in fewer than 80 RBI.

FISH WRAP

After winning his second MVP award in 2016, Trout became the third-youngest player all-time to win multiple MVP awards behind only Hal Newhouser and Johnny Bench. - STATS

TROUT AND TED

After pacing the A.L. in walks and runs scored in both 2013 and 2016, Trout became the first player since Ted Williams to lead his league in both categories multiple times.

DECLARATION OF WAR

Trout's career 72.5 bWAR is the highest by any player before their age-28 season. The Halo center fielder already has a higher career WAR than Hall of Famers Derek Jeter (72.4), Ken Griffey Jr. (71.0), Carlton Fisk (68.5), Dave Winfield (64.2), Harmon Killebrew (60.4), Mike Piazza (59.6), Vlad Guerrero (59.4), and Willie Stargell (57.5), among others.

TROUT





RUNS

- ◆ Reached the century mark in runs scored for the sixth time in career...Is just the seventh player all-time (3rd in A.L. history) with six 100-run campaigns prior to their age-27 season: Alex Rodriguez (7 seasons), Albert Pujols (6), Hank Aaron (6), Mickey Mantle (6), Mel Ott (6), Bill Dahlen (6).
- ◆ Six career 100-run seasons are the most in franchise history...No other player has more than two...793 career runs scored rank fifth in franchise history.

STOLEN BASES

- ◆ Stole 20+ bases for the fifth time in six Major League seasons...One of two players all-time to log four seasons of 25 home runs and 20 stolen bases prior to their age-27 campaign: Darryl Strawberry.

WALKS

- ◆ Led the Junior Circuit in walks (122) for the third time (also, 2013 and 2016)...For more info, see chart to right.
- ◆ Set a new single-season franchise record for walks, breaking his old mark of 116 set in 2016...The 122 walks were tied for the eighth-most by a center fielder all-time (since 1871) and the most since Lenny Dykstra's 129 in 1993 with the Phillies.
- ◆ Reached 100 walks, 25 HR and 20 steals in a season for the third time in career (2013 & 2016)...Joins Barry Bonds (7 times), Bobby Abreu (3) & Jeff Bagwell (3) as the only players ever to do so at least three times in career.

FIRST HALF

- ◆ Connected for 25 home runs prior to the All-Star Break, one shy of tying the Club record for homers prior to the Midsummer Classic.
- ◆ Joined Jeff Bagwell as the only players ever with 25 home runs, 10 stolen bases and 75 walks prior to the All-Star Break... Also joins Frank Robinson and Eddie Mathews as the only players to hit 25+ home runs in seven seasons prior to their age-27 campaign.
- ◆ Drew 84 walks in the first half...Set the franchise record for first half walks (previous, 62 BB by Brian Downing in '87 and Tim Salmon in '00)...The 84 free passes were the most by an A.L. player before the break since Frank Thomas (84 BB) in 1994.
- ◆ Joined Joe Morgan (1974) as the only players ever to amass 100 H, 80 BB and 15 SB prior to the All-Star Break.

ALL-STAR GAME

- ◆ Named to the American League All-Star team, starting the game in center field...Went 1-for-2 with a home run, an RBI, run scored and a walk...Marked second career home run in the All-Star Game.
- ◆ Nominated as an All-Star for the seventh time in career and a starter for the sixth consecutive season...Set franchise record for most All-Star Game selections and joined Rod Carew (1979-84) as the only Halos to be selected as a starter in six consecutive Midsummer Classics...For more info, see Career Summary Section (eighth bullet point).

DEFENSE

- ◆ One of five Major Leaguers to post a 1.000 fielding percentage (min. 108 G)...Last error came April 6, 2017 (250 consecutive games) and has made just one error in last 336 tilts (spans to June 28, 2016).
- ◆ Per Fangraphs.com, eight defensive runs saved led American League center fielders while his 4.0 UZR was second.

2017

- ◆ Completed seventh big league season (sixth full) with the **Angels** and finished in the Top 10 for the American League in several offensive categories including average (.306, 6th), on-base percentage (.442, 1st), slugging (.629, 1st), walks (94, 3rd) and intentional walks (15, 1st).
- ◆ Finished fourth in the American League Most Valuable Player voting with 197 points, 208 behind winner Jose Altuve...Marks first season finishing outside the Top 2 of the MVP race.
- ◆ Missed 39 games after suffering left thumb ligament injury...Marked first career trip to the D.L...Sustained injury May 28 in Miami sliding into second base...Underwent surgery May 31 to repair torn ulnar collateral ligament and dorsal capsule...At the time of the injury, ranked second in the A.L. in average, third in runs, second in home runs, fourth in RBI, first in walks, first in slugging, first in on-base percentage and first in extra-base hits.
- ◆ Tabbed as an A.L. All-Star for the sixth straight season...Named a starter for the fifth straight campaign...For more info, see Career Summary Section (eighth bullet point).
- ◆ Per MLB, was the 10th-most popular player jersey according to sales on MLBShop.com.

JERSEY BOYS

Trout is one of three players born in the state of New Jersey to win the MVP Award.

Player	Year	Club
Joe Medwick	1937	St. Louis Cardinals
Don Newcombe*	1956	Brooklyn Dodgers
Mike Trout	'14, '16, '19	Los Angeles Angels

* Won MVP and Cy Young

TROUT



RUN WILD

Trout is just the fourth player in MLB history to lead either league in runs four times (2016 & 2012-14) in a five year-span, joining Babe Ruth, George Burns and Mickey Mantle.



HOME RUNS

- ◆ Hit 200th career home run Sept. 29...Only eighth player in Major League history with 200 home runs before age-26 season: Alex Rodriguez (241), Eddie Mathews (222), Jimmie Foxx (222), Mel Ott (211), Mickey Mantle (207), Frank Robinson (202) and Albert Pujols (201).
- ◆ Joined Alex Rodriguez, Jimmie Foxx, Jose Canseco and Joe DiMaggio as the only players in American League history to hit 30 home runs four-or-more times before their age-26 season.
- ◆ On April 25, homered for the 174th time, passing Vladimir Guerrero for sole possession of fifth in franchise history.
- ◆ Homered on Opening Day for the third time in career and the third time in his last four Opening Day games...Joined Tim Salmon as the only Angels in franchise history to homer in three different Opening Day games.

RBI

- ◆ Drove in 72 RBI in 114 games...Is the sixth player in franchise history to drive in 70 runs while playing 115 games or less and first since Garret Anderson in 2007 (70 RBI in 108 G).
- ◆ Tallied 500th career RBI April 11...Became just the 13th player all-time to tally 500 RBI and 600 runs before his age-26 season and just the sixth in A.L. history, joining Alex Rodriguez, Mickey Mantle, Jimmie Foxx, Joe DiMaggio and Ty Cobb.

RUNS

- ◆ Despite DL stint, scored a team-leading 92 runs, which were tied for 16th in the American League...Was the first A.L. player to score 90+ runs in 115 games or fewer in non-strike-shortened season since Billy Goodman (91 R in 110 G) in 1950.

STOLEN BASES

- ◆ Stole 20+ bases for the fourth time in six Major League seasons...One of two players all-time to log four seasons of 25 home run and 20 stolen bases prior to their age-26 campaign: Darryl Strawberry.

WALKS

- ◆ Led the Junior Circuit with 15 intentional walks and ranked third with 94 base on balls.
- ◆ Became the first player since Ferris Fain and Ted Williams in 1955 to walk 90+ times in 115 games or less in non-strike-shortened season and just the fifth ever to accomplish the feat.

2016

- ◆ Named the American League's Most Valuable Player as voted on by the Baseball Writers' Association of America (BBWAA) after leading the Majors in runs (123), walks (116) and OBP (.441) and ranking in the Top-10 in several of the A.L.'s offensive categories including average (5th), triples (T-10th), steals (T-2nd) and slugging (.550; 4th).
- ◆ Received his second MVP award (unanimous winner in 2014) after garnering 19 first-place votes, eight second-place votes and one third-place vote, for a total of 356 points, 45 points ahead of second-place finisher Mookie Betts of the Boston Red Sox (311 points)...For more MVP info, please see Career Summary section.
- ◆ Won fifth consecutive Louisville Silver Slugger Award...For more info, see Career Summary section.
- ◆ Became the first player to lead the A.L. in walks and runs since Trout did so in 2013 (prior to Trout, the last player to lead the A.L. in both categories was Frank Thomas in 1994).
- ◆ Was the only player in the Majors to bat .315 with 100 RBI, 100 R and 100 BB and the first American Leaguer to do so since Miguel Cabrera in 2011...Became the first to boast those numbers in a season before his age-25 campaign since Alex Rodriguez in 2000.
- ◆ Finished the season as one of two American Leaguers to post a .300/.400/.500 slash line (David Ortiz).
- ◆ Joined Ty Cobb (1915) as the only players ever to hit .315, walk 115 times, score 120 runs and steal 30 bases.
- ◆ According to STATS, this year became the second-youngest player with 25 HR, 25 SB and 100 BB in a season...Youngest was Trout in 2013.
- ◆ Became the 12th player in American League history to log a 100-R/100-BB/ 100-RBI season prior to their age-25 campaign: Ted Williams (2 times), Troy Glaus (2), Frank Thomas (2), Mickey Mantle (2), Jimmie Foxx (2), Lou Gehrig (2), Alex Rodriguez (1), John Olerud (1), Reggie Jackson (1), Charlie Keller (1) and Babe Ruth (1).

HOME RUNS

- ◆ Reached the 25-home run mark for the fifth straight season, joining Vladimir Guerrero as only Angels to do so.
- ◆ Tallied 15 home runs in the first half of the season for the fourth consecutive year...Is one of six players all-time with four seasons of 15+ homers before the Midsummer Classic before age-25-season or younger: Miguel Cabrera (2004-07), Albert Pujols (2001-04), Alex Rodriguez (1996-00), Orlando Cepeda (1958-62) and Jimmie Foxx (1929-32).

RBI

- ◆ Logged 100th RBI in final at-bat of the season...Eclipsed the 100-RBI mark for the second time in career (111 in 2014).

TROUT

MOST HOME RUNS IN A SEASON IN FRANCHISE HISTORY

Player	Year	HR
Troy Glaus	2000	47
Mike Trout	2019	45
Mike Trout	2015	41
Troy Glaus	2001	41
Albert Pujols	2015	40
Mike Trout	2018	39
Vladimir Guerrero	2004	39



RUNS

- ◆ Paced the Majors with 123 runs scored...Marked second time in career leading the Majors in runs scored (129 R in 2012) and the fourth time leading the A.L. (2012-14).
- ◆ The 123 runs were the third-most scored by an Angel in a single season, trailing only Trout's franchise-record 129 runs in 2012 and Vladimir Guerrero's 124 runs in 2004.
- ◆ Scored at least 50 runs before the All-Star break for the fifth consecutive season...Joins Alex Rodriguez as the only players to ever accomplish the feat prior to their age-25 season.

WALKS

- ◆ Led the Majors in walks...The 116 walks set a new franchise record, surpassing Tony Phillips' previous mark of 113 in 1995.
- ◆ With 110 walks in 2013, is the 10th player in American League history to record two, 100-walk seasons prior to his age-25 campaign: Rickey Henderson (3 times), Mickey Mantle (3), Ted Williams (3), Troy Glaus (2, with Angels), Frank Thomas (2), Eddie Yost (2), Charlie Keller (2), Jimmie Foxx (2) and Lou Gehrig (2).

SABERMETRICS

- ◆ Posted a Major League-leading 10.6 Wins Above Replacement (WAR), the second-highest mark of career (10.8 in 2012).
- ◆ Led the American League for the fifth consecutive year, becoming the first player to lead his league WAR for five straight seasons since Babe Ruth.
- ◆ According to *Baseball Reference*, led the league in runs created (148) for the fourth consecutive season...Finished the year leading Jose Altuve (2nd in A.L.) by 13 RC, the largest differential between first and second in A.L. since 2006.

2015

- ◆ Finished in the Top 10 of several of the American League's offensive categories including average (9th), runs (3rd), home runs (T-3rd), walks (92, 3rd), OBP (2nd) and slugging (1st)...One of two Angels to ever lead the league in slugging percentage, joining Bobby Grich in 1981 (.543).
- ◆ Finished second in the A.L. MVP race...Garnered 304 points (seven first-place votes), 81 points behind Toronto's Josh Donaldson...Marked fourth consecutive season finishing in the Top 2 of the A.L. MVP race...Joined Yogi Berra as the only players to accomplish the feat...Is one of five players to finish second in the MVP vote at least three times during their careers: Stan Musial (4 times), Ted Williams (4), Albert Pujols (4) and Mickey Mantle (3).

HOME RUNS

- ◆ One of 11 American Leaguers to hit 40 home runs in a season prior to their age 24-year-old campaign and first Angel since Troy Glaus did so in 2000 (47 HR).
- ◆ Hit 26 home runs prior to the All-Star Break, tying the franchise record...One of six A.L. players with 25 homers before the All-Star break in their age 23-year-old season or younger...2015 marks second season with at least 20 home runs prior to Midsummer Classic, joining Albert Pujols (2001-03), Jose Canseco (1986 and 1988) and Eddie Mathews (1955 & 1953) as the only players to accomplish the feat prior to their age-24-year-old season.He and Albert Pujols were just the fourth pair of teammates to log 25 home runs before the All-Star break and first since Ken Griffey Jr. and Alex Rodriguez did so for the Mariners in 1998.
- ◆ For second straight season, homered in first at-bat of the season (both came vs. Felix Hernandez).

ALL-STAR GAME

- ◆ Tabbed an All-Star for the fourth time in his career (fourth full season)...Went 1-for-3 with a home run, a walk and two runs scored en route to capturing second career All-Star Game MVP award (also, 2014)...Was the first player ever to win the award in consecutive seasons and just the fourth to be named the Midsummer Classic MVP multiple times in his career.
- ◆ Hit sixth leadoff home run in All-Star Game history and first since Bo Jackson in 1989 at Anaheim Stadium...With a single in 2012, a double in 2013, a triple in 2014 and a homer in 2015 (all in his first at-bat of the game), joined Lou Whitaker, George Brett and Ted Williams as the only players to tally an All-Star Game cycle during their career.

ALL-STAR REGISTRY

2-time All-Star Game MVPs

Player	Year
Willie Mays	1963 & 1968
Steve Garvey	1974 & 1978
Gary Carter	1981 & 1984
Cal Ripken Jr.	1991 & 2001
Mike Trout	2014 & 2015

SO GOOD, SO YOUNG

Youngest MVPs in baseball history

Player	Year	Club	Age
Vida Blue	1971	OAK	22 yrs., 64 days
Johnny Bench	1970	CIN	22 yrs., 298 days
Stan Musial	1943	STL	22 yrs., 316 days
Cal Ripken Jr.	1983	BAL	23 yrs., 39 days
Mike Trout	2014	LAA	23 yrs., 52 days

ALL-STAR AND LEAGUE MVPs IN SAME SEASON

Player	Seasons	Club
Maury Wills	1962	Los Angeles Dodgers
Willie McCovey	1969	San Francisco Giants
Steve Garvey	1974	Los Angeles Dodgers
Roger Clemens	1986	Boston Red Sox
Cal Ripken Jr.	1991	Baltimore Orioles
Mike Trout	2014	Los Angeles Angels

TROUT





FIELDING

- ◆ Played flawless defense in 156 games in center field (1362.2 innings)...Was the first Angels center fielder to play at least 150 games in a single season without committing an error and just the second Halo outfielder to do so (Brian Downing in 1982)...Was the first American League center fielder to accomplish the feat since Curtis Granderson in 2012 and just the fourth (fifth occurrence) to do so since 2000.

MISC

- ◆ One of seven players all-time to score 100 runs, tally 40 home runs and steal 10 bases in an age-23-year-old season or younger: Troy Glaus in 2000, Alex Rodriguez in 1999 and 1998, Ken Griffey Jr. in 1993, Jose Canseco in 1988, Reggie Jackson in 1969 and Orlando Cepeda in 1961.
- ◆ Named the American League Player of the Month for July...His 12 homers led the Majors while the 24 RBI were tied for first...12 home runs marked the most hit in a single month in his career and tied a franchise record for home runs in the month of July.

2014

- ◆ Named unanimous winner of American League Most Valuable Player Award as voted on by the Baseball Writers' Association of America (BBWAA) after batting .287 (173/602) with 39 doubles, nine triples, 36 home runs, 111 RBI, 83 walks, 16 stolen bases and 115 runs scored with **Angels**...Third Halo to win the award, joining Vladimir Guerrero (2004) and Don Baylor (1979).
- ◆ Tallied a total of 420 points (all 30 first-place votes) and finished 191 votes ahead of second-place finisher Victor Martinez...Just 17th unanimous winner (18th occurrence) in MVP voting process (10th in A.L. history) and youngest ever to accomplish the feat.
- ◆ Set career highs in home runs and RBI while matching a career best in doubles and triples.
- ◆ Ranked in Top 10 in several A.L. offensive categories including runs (115, 1st), RBI (111, 1st), extra-base hits (84, 1st), triples (9, 3rd), slugging percentage (.561, 3rd), walks (83, 4th), home runs (36, T-4th), doubles (39, 6th), OBP (.377, 7th).
- ◆ Just fourth player since 1901 with 115 runs scored, 35 doubles, five triples and 35 home runs in his age-22-year-old season or younger: Alex Rodriguez in 1998, Joe DiMaggio in 1937 and Hal Trosky in 1934.

AWARDS

- ◆ Named to third consecutive All-Star game, fourth A.L. outfielder with three All-Star selections before turning 23, joining Mickey Mantle, Al Kaline and Ken Griffey Jr...Named as Ted Williams Most Valuable Player of Midsummer Classic after going 2-for-3 with a double, triple, two RBI and a run scored...Joined Ken Griffey Jr. in 1992 and Ted Williams in 1941 to have multiple extra-base hits in an All-Star Game before turning 23...At 22 years, 342 days old, is second-youngest player to win award, behind only Ken Griffey, Jr. (1992) at 22 years, 236 days...Fourth Angel to win award, joining Leon Wagner (1962), Fred Lynn (1983) and Garret Anderson (2003).
- ◆ Won third consecutive Louisville Silver Slugger Award (for more info, see Career Summary section).
- ◆ Finished first half of season batting .310 (107/345) with 26 doubles, five triples, 22 home runs, 73 RBI and 65 runs scored...Since 1914, is one of five players to log 25 doubles, 20 home runs and 5 triples before All-Star break: Duke Snider in 1954, Chuck Klein in 1932, Chick Hafey in 1929 and Lou Gehrig in 1927.

HOME RUNS

- ◆ One of eight players (ninth occurrence) in A.L. history to log a 35-homer campaign prior to their age-23 season: Alex Rodriguez (1996 and 1998), Juan Gonzalez (1992), Boog Powell (1964), Ted Williams (1941), Joe DiMaggio (1937), Hal Trosky (1934) and Jimmie Foxx (1930).
- ◆ First Angel with 35-or-more home runs since Vlad Guerrero in 2004.
- ◆ Hit game-tying grand slam in bottom of 8th June 6 off Chris Sale...Marked second career grand slam...Was the second grand slam in club history to tie a game in the 8th inning or later (also, Mark Ryal, Sept. 10, 1987 vs. TEX).
- ◆ Homered in first at-bat of the season...Was 49th home run hit by a Halo on Opening Day...Home run also marked 400th career hit.

RBI

LOOK-ALIKES

Players with 350 H, 200 R and 175 BB before their age-22 season

Player	Years	Hits / Runs / Walks
Jimmie Foxx	1925-1929	372 / 241 / 178
Mel Ott	1926-1930	570 / 359 / 203
Ted Williams	1939-1940	378 / 265 / 203
Mickey Mantle	1951-1953	398 / 260 / 197
Al Kaline	1953-1956	540 / 268 / 175
Ken Griffey Jr.	1989-1991	478 / 228 / 178
Mike Trout	2011-2013	399 / 258 / 186

TROUTSTANDING

Youngest players to hit for cycle in A.L. history

Player	Age	Season	Team
Mike Trout	21 yrs. 288 days	2013	Angels
Alex Rodriguez	21 yrs. 313 days	1997	Mariners
Jim Fregosi	22 yrs. 115 days	1964	Angels





- ◆ Led American League with 111 RBI and established a new career high (97 RBI in 2013)...Just second Halo to lead league in runs batted in: Don Baylor (139 in 1979).
- ◆ First Angel with at least 110 RBI since Vlad Guerrero in 2007 (125)...Is one of three Angel center fielders with 100 RBI seasons: Garret Anderson in 2000 (117 RBI) and Jim Edmonds in 1995 (107).

BATTING SECOND

- ◆ Is one of five players all-time with 35 HR and 105 RBI batting 2nd: Eddie Matthews – 46, 114 in 1959; Alex Rodriguez – 38, 114 in 1998; Jay Bell – 38, 111 in 1999 and Aaron Hill – 36, 108 in 2009.
- ◆ One of nine players all-time to drive in 100 runs from the No. 2 slot in the order and first since Aaron Hill's 108 in 2009.

2013

- ◆ Ranked in the A.L. top 10 in several offensive categories including: average (.323, 3rd), hits (190, T-4th), runs (109, 1st), doubles (39, T-7th), triples (9, 2nd), RBI (97, 9th), walks (110, 1st), slugging (.557, 4th), OBP (.432, 2nd) and stolen bases (33, 8th)...First Major Leaguer to lead league in walks and runs scored since Jeff Bagwell in 1999 with Houston and first A.L. player to do so since Frank Thomas in 1994.
- ◆ Also first player in A.L. history with 25 home runs, 30 stolen bases and 100 walks in a single season.
- ◆ Joined Ty Cobb (1915) and Lenny Dykstra (1993) as only players since 1900 to tally 190 hits, 100 walks and 30 stolen bases in a season.
- ◆ Set a new franchise record by reaching base safely 309 times...Also broke Rickey Henderson's mark (301) for times on base by a player in his age-21 or younger season.
- ◆ Became second-youngest player with 25 home runs and 30 stolen bases in a season...Only player younger was Trout himself in 2012.

WALKS

- ◆ Led A.L. in walks with 110...Third-youngest player (22 yrs. 53 days) to lead a league in free passes since 1900: Donie Bush, 1901, 21 yrs., 360 days led the A.L. and Joe Morgan, 1965, 22 yrs., 14 days led the N.L.
- ◆ According to STATS, was the fourth-youngest A.L. player to draw 100 walks, trailing only Ted Williams (21 yrs. 23 days in 1939), Rickey Henderson (21 yrs. 259 days in 1980) and Jimmie Foxx (21 years, 341 days in 1929).
- ◆ Joined John McGraw, Jimmie Foxx, Mel Ott, Ted Williams and Rickey Henderson as the only players to collect at least 100 walks in their age-21 or younger season.

RUNS

- ◆ Led the American League in runs scored (109) for the second straight season...Was the first player to lead either league in runs in consecutive campaigns since Albert Pujols in 2009 and 2010 and the first Angel ever to accomplish the feat.

MISC

- ◆ For the second straight season, led the Majors in WAR (Wins Above Replacement)...By Fangraphs WAR, his 10.4 WAR in 2013 and his 10.0 WAR in 2012 make him the eighth player in MLB history to post 10 WAR in back-to-back seasons, joining Ty Cobb, Babe Ruth, Rogers Hornsby, Ted Williams, Mickey Mantle, Willie Mays and Barry Bonds.
- ◆ Finished the first half batting .322 (119/370) with 65 runs scored, 29 doubles, eight triples, 15 HR and 59 RBI...Joined Lou Gehrig (1927), Chuck Klein (1932) and Duke Snider (1954) as the only Major Leaguers since 1916 to have at least 25 doubles, five triples, 15 home runs and 115 hits before the All-Star break.
- ◆ Played 300th career game Aug. 17...Joined Ted Williams and Wade Boggs as the only players since 1935 with at least 360 hits and 150 walks in their first 300 games...Also joined Joe DiMaggio, Ernie Banks, Willie Mays and Nomar Garciaparra as the only Major Leaguers to log 15 triples and 55 home runs in their first 300 tilts.
- ◆ For the second straight season, named by *Baseball America* as the Major League Player of the Year.

2012

- ◆ In voting by BBWAA, named unanimous winner of American League Rookie of Year, becoming just second Angel

TROUT'S CLOUT

Age-20 season batting .320+ with 30 home runs

Player	Season	Average / Home Runs
Mel Ott	1929	.328 / 42 HR
Ted Williams	1939	.327 / 31 HR
Alex Rodriguez	1996	.358 / 36 HR
Mike Trout	2012	.326 / 30 HR

FISH TALE

Prior to Trout's call-up on Apr. 28, the Angels posted a 6-14 record, tied for the 28th-best record in baseball and were averaging 3.7 runs per game...From Apr. 28 on, the club went 83-59, the second-best record in the A.L. (0.5 GB) and averaged 4.9 runs per game.

RUN, ROOKIE!

Most runs scored by an A.L. rookie

Player	Runs	Games	Year
1. Joe DiMaggio	132	138	1936
2. Ted Williams	131	149	1939
3. Mike Trout	129	136	2012





to win award (Tim Salmon in 1993)...Received all 28 first-place votes, making him 18th unanimous selection in history of award and just eighth in A.L. history.

- ◆ Finished 2nd in voting for A.L. Most Valuable Player Award...Received six first-place votes and 281 total points... Highest finish by a rookie in MVP race since Ichiro Suzuki won award in 2001.
- ◆ Finished year in A.L.'s top five in several offensive categories including average (2nd), runs scored (1st, led Majors), steals (1st, led Majors), slugging (.564, 3rd) and on-base percentage (.399, 3rd)...Became first player to hit above .320 with 30 HR and 125 runs scored since Albert Pujols in 2005 and first A.L. player to do so since Manny Ramirez in 1999 (w/ CLE).
- ◆ Became first player in Major League history to steal 45 bases, score 125 runs and hit 30 home runs in a single season...Also is only Major Leaguer to ever hit .320 or above with 30 homers and 45 steals in single campaign... Fell one stolen base shy of joining Barry Bonds and Eric Davis as only players to post a 30-HR/50-SB season.
- ◆ First rookie in MLB history to record a 30-HR/40-SB season...One of six rookies to hit .320 or above with 30 or more home runs: Hal Trosky - .330, 35 HR in 1934, Ted Williams - .327, 31 HR in 1939, Walt Dropo .322, 34 HR in 1950, Tony Oliva - .323, 32 HR in 1964 and Albert Pujols - .329, 37 HR in 2001.
- ◆ Missed first 20 games of Major League season after starting year with Triple-A **Salt Lake**...Recalled April 28 after batting .403 (31/77) with four doubles, five triples, a home run and 13 RBI in 20 games with Bees.

HOME RUNS

- ◆ His 30 HR from leadoff spot are a new Angels franchise record...Since the start of 1974 season, his 30 home runs were tied with Nomar Garciaparra (30 HR in 1997) for most by a rookie leadoff hitter.
- ◆ With 30th home run (Sept. 30), joined Bobby Bonds (1977) as the only Angels to ever record a 30-HR/40-SB season...Was youngest player to ever reach 30 HR and 30 SB in a season (age 21).

RUNS

- ◆ Led Majors with 129 runs...Became youngest player ever to lead A.L. in runs (21 years, 57 days).
- ◆ With his 125th run scored Sept. 28, set a new Angels single-season record, passing Vladimir Guerrero's mark of 124 runs in 2004.
- ◆ Had a streak of 15 consecutive games with a run scored from July 5-23...Tied longest such streak by an MLB rookie, set by Roy Hartsfield with Boston Braves in 1950 - ELIAS.

STOLEN BASES

- ◆ With his 49 stolen bases, became first Halo to lead Majors in steals since Chone Figgins' 62 in 2005...On August 23, became youngest player to steal at least 40 bases in a season since Ty Cobb in 1907.
- ◆ Successful on 49 of 54 stolen base attempts (90.7%)...90.7% success rate is tops in franchise history (min. 50 attempts).

DEFENSE

- ◆ Posted .988 fielding percentage in outfield, including a .993 showing in center...Robbed approximately four home runs in 2012, becoming one of four players since 2004 to have four robberies in a season: Nook Logan (2005 Tigers), Gary Matthews Jr. (2006 Rangers) and Adam Jones (2009 Orioles)...According to FanGraphs, saved 22 runs on defense which ranked fifth in Majors.

PRE-ALL-STAR BREAK

- ◆ Hit .341 (88/258) with 15 doubles, 12 home runs, 40 RBI and 26 stolen bases in 64 games before All-Star break... Finished first half of season leading A.L. in average...According to ELIAS, was the first A.L. rookie to lead league in average at the break since Jim Gentile in 1960 (.328).
- ◆ Became first player in franchise history to steal 25 bags and hit 10 home runs before break.

MISC

- ◆ According to Baseball-Reference.com, his 10.7 Wins Above Replacement (WAR) was best for any player since Barry Bonds' back-to-back seasons of 11.6 (2001-03)...Only three players 25 or younger posted a better WAR: Babe Ruth - 11.6 in 1920 (age 25), Lou Gehrig - 11.5 in 1927 (age 24), Mickey Mantle - 11.1 in 1957 and 11 in 1956 (age 24 and 25)...The last center fielder to post a 10.5 WAR or higher was Willie Mays with 10.9 in 1965.
- ◆ Hit .353 with 18 HR and 31 stolen bases by the end of July, joining Rickey Henderson (.352, 16 HR, 47 SB in 1985) as only two players in Major League history to hit .350 or above with 15+ HR and 30 or more SB before August 1.
- ◆ Set A.L. record for July home runs by a rookie (10).
- ◆ After his first 81 games of season (on July 31), had scored 80 runs and driven in 55 RBI...The last rookie to do so was Joe DiMaggio (87, 83) in 1936 - ELIAS...Only one other player since 1920 has had as many hits (116), RBI (55) and SB (31) in his first 81 games of a season as Trout has had through his first 81 - George Sisler in 1922 - ELIAS.

AWARDS

- ◆ Honored by *Baseball America* as its 2012 Player of the Year and Rookie of the Year...Became first player to win both awards in same season, and first Angel to win either award.
- ◆ Voted by his teammates as Club's team MVP...Joins Bobby Knoop (1964), Tim Salmon (1993) and Mark Trumbo (2011) as only rookies ever to win award.
- ◆ Participated in his first career All-Star Game July 10, going 1-for-1 with a walk and a stolen base...Became youngest player to collect a hit in an All-Star Game since Al Kaline in 1955...Was seventh-youngest A.L. position player in history of the Midsummer Classic, including fifth-youngest A.L. All-Star outfielder - ELIAS.

TROUT





- ◆ Named both A.L. Player of the Month and Rookie of the Month for July...First A.L. position player to win both awards in same month.
- ◆ Received American League Rookie of Month honors in May, June, July and August...Was first rookie to ever win award in four consecutive months and first to receive honor four times in a season since Ichiro Suzuki in 2001.
- ◆ Nominated for *Sports Illustrated's* Sportsman of the Year.

PRIZED TROUT

Notable awards for Trout in 2012...

A.L. Rookie of the Year	Angels Team MVP	A.L. All-Star
Louisville Silver Slugger	<i>Baseball America's</i> Player of the Year	<i>Baseball America's</i> Rookie of the Year
Oscar Charleston Award (A.L.)	A.L. Outstanding Rookie - Player's Choice Awards	<i>Sporting News's</i> A.L. Rookie of the Year
BBWAA's Angels Team MVP	MLBPAA overall Heart and Hustle Award recipient	Wilson's Defensive Player of the Year
A.L. Player of the Month for July	A.L. Rookie of the Month - May, June, July & Aug.	Co-A.L. Player of the Week (June 10)

2011

- ◆ Had contract selected by **Angels** July 8 and made MLB debut as starting center fielder (0/3) that evening...At age 19 years, 335 days, was youngest player to make MLB debut for Angels since May 30, 1971, when Andy Hassler debuted at age 19 years, 224 days...Third-inning bunt single off Michael Pineda July 9 vs. Seattle marked first Major League hit...RBI single in 6th July 15 at Oakland marked first career RBI...Hit first MLB HR (3-run) July 24 at Baltimore in front of several family members and friends in attendance from New Jersey...Two weeks shy of his 20th birthday, became third teenager to homer for Angels, joining Ed Kirkpatrick and Aurelio Rodriguez.
- ◆ Hit two home runs August 30 at Seattle (2/4, 3 R, 2 HR, 5 RBI)...At 20 years and 23 days old, became youngest Angel with two HR in a game (previously Tom Brunansky at 20 years, 234 days in 1981).
- ◆ Participated in the Arizona Fall League after season.

POSTSEASON SUMMARY

- ◆ Made postseason debut in **2014** vs. Kansas City...Started all three games in center field...Went 1-for-12 (.083) with a home run, RBI and a run scored...Connected for solo home run in the first inning of Game 3...Gave the Angels their only lead of series...At 23 years, 59 days old, became youngest Angel to homer in the postseason, surpassing Dick Schofield's previous mark of 23 years, 323 days (homered in Game 3 of the ALCS vs. Baltimore).

DIVISION SERIES TOTALS

Year	Club, Opp	AVG	G	AB	R	H	2B	3B	HR	RBI	SH	SF	HBP	BB	IBB	SO	SB	CS	GDP	SLG	OBP	E
2014—	LAA, KC	.083	3	12	1	1	0	0	1	1	0	0	0	3	0	2	0	1	0	.333	.267	0

NOTABLE MINOR LEAGUE AWARDS AND HONORS

- ◆ **2011** *Baseball America's* 2011 Minor League Player of Year...*Sporting News's* Minor League Player of the Year...*Topps* Double-A All-Star...Texas League Mid-Season and Post-Season All-Star...MiLB.com Organizational All-Star...Arizona League Rising Stars Game...*Baseball America* Minor League All-Star...MLB Futures Game Selection.
- ◆ **2010** Midwest League Most Valuable Player...Prospect of the Year in both the California and Midwest Leagues...Midwest League Mid-Season and Post-Season All-Star...MiLB.com Organizational All-Star...*Baseball America* Minor League All-Star...MLB Futures Game Selection...*Topps* Class-A All-Star...Selected to USA Baseball roster for the Pan American Games/World Cup Qualifying Tournament.
- ◆ **2009** Arizona League Post-Season All-Star.

CAREER TRANSACTIONS

- ◆ June 9, 2009...Selected by the **Angels** in the 1st round (25th overall) of the First-Year Player Draft.
- ◆ Mar. 28, 2014...Signed six-year extension with the **Angels**.
- ◆ Mar. 20, 2019...Signed 12-year extension with the **Angels**.

PERSONAL/MISC

- ◆ Michael Nelson Trout...On Twitter: @MikeTrout.
- ◆ Was the focal point in MLB Network Presents documentary series, *Mike Trout: Millville to MVP*, which debuted in April 2017...In 2018, was the focus of an episode of ESPN's *E60*.
- ◆ Is an avid hunter in offseason...Also enjoys fishing, golfing, table tennis (ping-pong) and weather forecasting.
- ◆ Active participant in the Angels Baseball Foundation's monthly visits to the Children's Hospital of Orange County.





2020 LOS ANGELES ANGELS

- ◆ Has appeared on cover of several major publications including *Men's Health*, *Sports Illustrated* & *ESPN The Magazine*.
- ◆ On July 24, 2015, the Club unveiled a life-size bobblehead of Trout to commemorate his MVP Award...The bobblehead currently sits on the Terrace Level near Section 221.
- ◆ In 2014, President Obama referred to Trout during a speech discussing the versatility of the farm bill...“It’s like Mike Trout, for those of you who know baseball. It’s somebody who’s got a lot of tools and multitasks.”
- ◆ During the 2014 season, Nike debuted the Nike Lunar Vapor Trout...Is just the second baseball player to have his own signature Nike shoe, joining Ken Griffey Jr....Company released the second edition in 2015, third in 2016, fourth in 2017, fifth in 2018 and sixth in 2019.
- ◆ Had scholarship to East Carolina University before being drafted by Angels...Switched from shortstop to outfield as a senior at Millville H.S. in New Jersey...Set the New Jersey high school record with 18 home runs as a senior...Tossed a no-hitter against Egg Harbor Township...At one point during career, tried to switch hit...Was an All-Conference basketball player and was the high school’s quarterback and safety...In 2013, high school renamed their baseball field after him.
- ◆ Father, Jeff, played in Twins farm system after being drafted by Minnesota in the 5th round out of the University of Delaware...Prior to his retirement, Jeff Trout taught and coached football at Millville H.S.
- ◆ Originally signed by Angels scout Greg Morhardt...Morhardt played in minor leagues with Jeff Trout...Only player to appear at the MLB Network studios for 2009 Draft.

MISCELLANEOUS STATS

TWO-HR GAMES (18)

July 7, 2019 at Houston
 April 5, 2019 vs. Texas
 June 12, 2018 at Seattle
 Aug. 19, 2017 at Baltimore
 Sept. 8, 2015 at Colorado
 July 13, 2014 vs. Texas

July 3, 2019 at Texas
 Sept. 8, 2018 at Chicago (A.L.)
 June 11, 2018 at Seattle
 Sept. 17, 2015 at Minnesota
 July 10, 2015 at Seattle
 June 17, 2014 at Cleveland

June 19, 2019 vs. Toronto
 July 25, 2018 vs. Chicago (A.L.)
 Sept. 29, 2017 vs. Seattle
 July 26, 2015 vs. Texas
 Apr. 17, 2015 at Houston
 Aug. 30, 2011 at Seattle

CAREER GRAND SLAMS (6)

June 19, 2019 at Toronto
 July 26, 2015 vs. Texas

April 6, 2019 vs. Texas
 June 7, 2014 vs. Colorado

Sept. 17, 2015 at Minnesota
 Apr. 20, 2013 vs. Detroit

CAREER LEADOFF HOME RUNS (5)

Sept. 28, 2012 at Texas
 Aug. 8, 2012 vs Boston

Sept. 9, 2012 vs Detroit
 Aug. 18, 2012 vs Tampa Bay

Sept. 8, 2012 vs Detroit

CAREER WALK-OFF HITS / RBI (3)

July 17, 2015 vs. BOS (Solo HR; 9th)

July 4, 2014 vs. HOU (Solo HR; 9th)

May 15, 2014 vs. TB (3-run HR; 9th)

ALL-STAR GAME RECORD

Year	Club	Site	AVG	G	AB	R	H	2B	3B	HR	RBI	SH	SF	HBP	BB	IBB	SO	SB	CS	GDP	SLG	OBP	E
2012	A.L.	KC	1.000	1	1	0	1	0	0	0	0	0	0	0	1	0	0	1	0	0	1.000	1.000	0
2013	A.L.	NYM	.333	1	3	0	1	1	0	0	0	0	0	0	0	0	0	0	0	0	.667	.333	0
2014	A.L.	MIN	.667	1	3	1	2	1	1	0	2	0	0	0	0	0	0	0	0	0	1.667	.667	0
2015	A.L.	CIN	.333	1	3	2	1	0	0	1	1	0	0	0	1	0	1	0	0	0	1.333	.500	0
2016	A.L.	SD	.333	1	3	0	1	0	0	0	0	0	0	0	0	0	1	0	0	0	.333	.333	0
2017	A.L.	MIA	--DID NOT PLAY DUE TO INJURY--																				
2018	A.L.	WAS	.500	1	2	1	1	0	0	1	1	0	0	0	1	0	0	0	0	0	2.000	.667	0
2019	A.L.	CLE	.000	1	2	0	0	0	0	0	0	0	0	0	0	0	0	0	0	0	.000	.000	0
TOTALS			.412	7	17	4	7	2	1	2	4	0	0	0	3	0	2	1	0	1	1.000	.500	0

CAREER FIELDING

POS	PCT	G	PO	A	E	TC	DP
OF	.993	1130	2768	38	20	2826	10

TROUT'S CAREER HIGHS

SEASON	GAME
AVG	.326 — 2012
H	190 — 2013
R	129 — 2012
2B	39 — 2014 & 2013
HR	45 — 2019
RBI	111 — 2014
SB	49 — 2012
H	5 — 2 times; last, 9/8/18 at CWS
HR	2 — 18 times; last, 7/7/19 at HOU
R	4 — 3 times; last, 8/15/19 vs. CWS
2B	3 — 5/26/18 at NYY
RBI	5 — 7 times; last, 9/8/18 at CWS
SB	3 — 3 times; last, 8/6/12 at OAK
Hit Streak	17 — Apr. 17 - May 5, 2017



JUSTIN UPTON

#10

BORN: AUG. 25, 1987 **OPENING DAY AGE:** 32
BIRTHPLACE: NORFOLK, VA **RESIDES:** SCOTTSDALE, AZ
SIGNED THRU: 2022 **MLB SERVICE:** 12 YEARS, 60 DAYS
ACQUIRED: FROM DETROIT IN EXCHANGE FOR A PTBNL (RHP ELVIN RODRIGUEZ) AND RHP GRAYSON LONG, AUG. 31, 2017
MARRIED: ASHLEY BORROR, DEC. 16, 2017
CHILDREN: SYDNEE, EVYN

OF

HEIGHT: 6-1 WEIGHT: 215 BATS: R THROWS: R

UPTON'S LIFETIME PLAYING RECORD

Year	Club	AVG	G	AB	R	H	2B	3B	HR	RBI	SH	SF	HBP	BB	IBB	SO	SB	CS	GDP	OBP	SLG	E
2006	—South Bend	.263	113	438	71	115	28	1	12	66	0	6	5	52	3	96	15	7	6	.343	.413	6
2007	—Visalia	.341	32	126	27	43	6	2	5	17	0	2	3	19	1	28	9	4	2	.433	.540	3
	Mobile	.309	71	259	48	80	17	4	13	53	0	5	5	37	3	51	10	7	6	.399	.556	5
	ARIZONA	.221	43	140	17	31	8	3	2	11	0	0	1	11	4	37	2	0	3	.364	.283	5
2008	—ARIZONA	.250	108	356	52	89	19	6	15	42	0	3	4	54	6	121	1	4	3	.463	.533	11
	Tucson (1)	.279	15	61	13	17	3	1	3	10	0	0	0	7	0	26	2	0	0	.353	.508	2
2009	—ARIZONA	.300	138	526	84	158	30	7	26	86	1	4	2	55	3	137	20	5	10	.532	.366	12
	Visalia (1)	.250	2	8	1	2	0	0	1	6	0	0	0	1	0	3	1	0	0	.333	.625	0
2010	—ARIZONA	.273	133	495	73	135	27	3	17	69	1	7	4	64	5	152	18	8	20	.442	.356	4
2011	—ARIZONA	.289	159	592	105	171	39	5	31	88	0	4	19*	59	9	126	21	9	8	.529	.369	13
2012	—ARIZONA	.280	150	554	107	155	24	4	17	67	0	6	5	63	5	121	18	8	7	.430	.355	5
2013	—ATLANTA	.263	149	558	94	147	27	2	27	70	1	4	5	75	4	161	8	1	12	.464	.354	4
2014	—ARIZONA	.270	154	566	77	153	34	2	29	102	0	8	6	60	1	171	8	4	10	.491	.342	8
2015	—SAN DIEGO	.251	150	542	85	136	26	3	26	81	0	5	4	68	5	159	19	5	10	.454	.336	3
2016	—DETROIT	.246	153	570	81	140	28	2	31	87	0	2	4	50	3	179	9	4	15	.465	.310	4
2017	—DETROIT	.279	125	459	81	128	37	0	28	94	0	1	3	54	2	147	10	5	6	.362	.542	4
	LAA	.245	27	98	19	24	7	0	7	15	0	0	0	17	1	33	4	0	3	.357	.531	1
2018	—LAA	.257	145	533	80	137	18	1	30	85	0	6	10	64	1	176	8	2	12	.463	.344	4
2019	—Inland Empire (1)	.333	6	21	7	7	1	0	2	6	0	0	0	4	0	5	0	0	0	.440	.667	0
	LAA	.215	63	219	34	47	8	0	12	40	0	5	0	32	0	78	1	1	5	.416	.309	4
MAJOR TOTALS		.266	1697	6208	989	1651	332	38	298	937	3	55	67	729	49	1798	147	56	124	.476	.347	85
A.L. TOTALS		.258	513	1879	295	476	98	3	108	321	7	14	17	220	7	613	32	12	41	.335	.473	17
N.L. TOTALS		.271	1184	4329	694	1175	234	35	190	616	3	41	50	509	42	1185	115	44	83	.352	.473	68
MINOR TOTALS		.289	239	913	167	264	55	8	36	158	0	13	13	120	7	209	37	18	14	.375	.485	20

* led or tied for league lead
 (1) rehab assignment

Disabling Injuries: **2019** — Left foot turf toe; disabled Mar. 28 (retro to Mar. 25)-June 17.
2018 — Left index finger laceration; disabled Aug. 21 (retro to Aug. 19)-30.
2009 — Right ribcage muscle strain; disabled Aug. 6-26.
2008 — Left oblique muscle strain; disabled July 9-Aug. 29.

2019 SEASON

- ◆ Limited to 63 games due to injury in second full season with the Angels...Missed the first 72 games of the season due to left foot turf toe...Initially suffered the injury colliding with the wall during the Club's annual Freeway Exhibition Series... Missed the final 15 games of the season with patellar tendonitis in his right knee...Received a PRP injection Sept. 20.
- ◆ Despite limited playing time, tallied 12 home runs...Two home runs away from 300 in career.

CAREER SUMMARY

- ◆ 13-year Major League veteran begins second full season with the Angels...Signed five-year contract extension Nov. 2, 2017...For more contract info, see Career Transactions section below.
- ◆ Selected to the National League All-Star team three times (2009, 2011, 2015)...Three-time Silver Slugger Award recipient: 2011 with Arizona, 2014 with Atlanta and 2017 with the Tigers/Angels.
- ◆ Named the National League Player of the Month twice in career: May 2009 and April 2013.
- ◆ Hit 275th career home run July 14, 2018 at Dodger Stadium...One of 17 active players with at least 275 career home runs and one of 15 to log 275 since the start of the 2008 campaign.
- ◆ Made Major League debut with Arizona Aug. 2, 2007 vs. San Diego...Tallied first hit Aug. 4 at Los Angeles (N.L) and first home run Aug. 7 vs. Pittsburgh.





MAJOR LEAGUE SUMMARY

2018

- ◆ In first full season with the **Angels**, set a new franchise record for home runs by a left fielder (30)...Eclipsed Garret Anderson's previous mark of 29 (2002 and 2003)...Was the first Angels outfielder other than Mike Trout to log a 30-home run season since Vladimir Guerrero in 2006 (33 HR).
- ◆ Among A.L. left fielders, ranked third in home runs, fourth in RBI, fourth in average, sixth in hits, and seventh in runs scored...Marked sixth straight season with at least 25 home runs (for more info, see chart to right).
- ◆ Posted a .277 (73/264) clip with 22 home runs and 57 RBI at Angel Stadium compared to .238 (64/269) with eight home runs and 28 RBI on the road.
- ◆ Tallied seven outfield assists with a .987 fielding percentage...The .987 mark as a left fielder ranked third in the A.L.

2017

- ◆ Acquired by the **Angels** from the **Tigers** Aug. 31 for a Player to be Named Later (RHP Elvin Rodriguez) and RHP Grayson Long...Combined between the two Clubs to establish career highs in doubles (44), home runs (35), RBI (109), extra-base hits (79), slugging percentage (.542) and OPS (.904)...Led the Angels in homers following acquisition.
- ◆ Among A.L. leaders, finished in the Top 10 in RBI (4th), extra-base hits (4th), doubles (T-4th), runs (T-7th), home runs (9th), slugging pct. (7th) and OPS (8th)...Was the first American League left fielder with 35 home runs, 100 RBI and 100 runs scored since Jason Bay in 2009.
- ◆ Won third career Louisville Silver Slugger Award (2011 and 2014)...Was the first Angels outfielder to win the award other than Trout since Torii Hunter in 2009.
- ◆ Named a finalist for the Rawlings Gold Glove Award in left field after posting a .976 fielding percentage (8 errors/335 total chances)...Nine outfield assists were tied for third by an American League left fielder.

25 SENSE

Most 25-home run seasons since 2007

Player	Seasons
Albert Pujols	9
Nelson Cruz	9
Edwin Encarnacion	9
Miguel Cabrera	9
Justin Upton	8
Mike Trout	8
Jay Bruce	8
David Ortiz	8
Ryan Braun	8

2016

- ◆ Tied a then career-best 31 home runs during first season with the **Tigers**...Marked second career 30-home run campaign and sixth 25+ home run season.
- ◆ Connected for 200th career home run July 18 vs. Minnesota...Was the 10th active player to reach 200 homers in his age-28 season: Adrian Beltre, Ryan Braun, Jay Bruce, Miguel Cabrera, Prince Fielder, Albert Pujols, Alex Rodriguez, Giancarlo Stanton, and Mark Teixeira.
- ◆ Named A.L. Co-Player of the Week for the period ending Sept. 25...Hit .400 (10/25) with three home runs and six RBI...Marked fourth career Player of the Week honors.
- ◆ Led the American League with 12 home runs in September..The 12 homers were the most by a Tiger in the month of September since Hank Greenberg hit 16 in Sept. 1946.

2015

- ◆ In first season with **San Diego**, was tabbed as a National League All-Star for the third time in career...Tallied a hit and a stolen base in the Midsummer Classic and joined Tony Gwynn as the only Padres with a hit and steal in the All-Star Game.
- ◆ Led the Club in runs scored (85), home runs (26), walks (68) and stolen bases (19)...Was the third Padre to lead the team in both home runs and steals: Reggie Sanders in 1999 and Dave Winfield in 1976.
- ◆ Logged 600th career RBI Aug. 21 vs. St. Louis.

2014

- ◆ Received second career Silver Slugger Award during second season with **Atlanta**...Finished the season second in the National League in RBI (102), tied for fourth in home runs (29), sixth in slugging (.491) and seventh in total bases (278).
- ◆ Named National League Player of the Week for the period ending Apr. 13...Hit .591 (13/22) with eight runs scored, four home runs and eight RBI.
- ◆ Tallied 1,000th hit of career and 500th career RBI with a fourth-inning home run Aug. 10 vs. Washington.
- ◆ On Sept. 27, he and brother B.J. became the first pair of brother teammates to homer and notch an outfield assist in the same game.

2013

- ◆ In first season with the **Braves**, ranked tied for fourth in the N.L. with 27 home runs while his 75 walks were good for seventh.
- ◆ Combined to homer in the same game with brother B.J. three different times...Were the fifth set of brothers to homer as teammates in the same game at least three different times.

UPTON





- ◆ Hit five home runs in first five games as a Brave...Per ELIAS, was the first player ever with five home runs in his first five games with a team.
- ◆ Named National League Player of the Month in April after batting .298 (28/94) with 22 runs score and an N.L.-leading 12 home runs.

2012

- ◆ Completed sixth and final season with **Arizona**, setting a new career high with 107 runs scored...The 107 runs ranked second in the National League.
- ◆ Connected for 100th career home run Aug. 3 at Philadelphia...Became the fifth player in Diamondbacks history to tally 100 homers, joining Steve Finley, Luis Gonzalez, Mark Reynolds and Chris Young...Brother B.J. also hit 100th home run on the same evening...Became the sixth pair of brothers to reach the 100-homer plateau: Roberto and Sandy Alomar Jr., Bret and Aaron Boone, Ken and Clete Boyer, Joe and Vince DiMaggio and Bob and Irish Meusel.

2011

- ◆ In fifth season with the **Diamondbacks**, was tabbed as a National League All-Star for the second time in career... Finished fourth in the N.L. MVP vote (Ryan Braun).
- ◆ Captured first Louisville Silver Slugger Award and was named to *The Sporting News'* N.L. All-Star Team.
- ◆ Logged a career-best 31 home runs to become just the 10th player in franchise history to reach the 30-homer mark... Finished in the National League's top 10 in several categories, including doubles (39, 2nd), runs scored (105, T-3rd), extra-base hits (75, T-3rd), home runs (9th) and slugging (.529, 1st).
- ◆ Became the 15th player all-time to record 20 steals and 30 home runs prior to age-24 season...He and brother, B.J., were the first set of brothers to reach the 20 HR/20 SB mark in the same season.
- ◆ Won first career N.L. Player of the Week Award for the period ending June 19 after batting .552 (16/29) with a home run and seven RBI...Shared N.L. Player of the Week honors with Cameron Maybin for the period ending July 24.

2010

- ◆ Played in 133 games in fourth season with **Arizona**...Named the Diamondbacks nominee for the Roberto Clemente Award.
- ◆ Recorded a career-best .985 fielding percentage after committing just four errors...Had a career-best 47-game errorless streak from Apr. 23-June 16.

2009

- ◆ In third big league season (first full) with **Arizona**, set career highs in batting average (.300), slugging percentage (.532) and triples (7).
- ◆ Joined Orlando Cepeda (1959) as the only player in MLB history to hit at least .300 with 25 home runs, 80 RBI and 20 stolen bases in a season prior to their age-22 season.
- ◆ Named to first career All-Star Team after batting .301 (95/316) with 19 doubles, five triples, 16 home runs and 51 RBI in the first half of the season.
- ◆ Named the National League Player of the Month for May after batting .373 (41/110) with 25 runs scored, eight doubles, four triples, seven home runs and 21 RBI.
- ◆ Placed on the disabled list Aug. 6-26 with a right rib cage muscle strain.

2008

- ◆ Limited to 108 games in second season with the **Diamondbacks** but was the youngest player in franchise history to tally 15 doubles and 15 home runs in a season.
- ◆ Logged five home runs through the Club's first 11 games...Only third player in Major League history under 21 to turn the trick.
- ◆ Placed on the D.L. from July 9-Aug. 29 with a left oblique muscle strain.

2007

- ◆ Appeared in 103 games between Double-A **Mobile** and Single-A **Visalia** before making Major League debut with **Arizona** Aug. 2 in San Diego...At 19 years, 342 days, was the youngest Diamondback to ever appear in a game.
- ◆ Talled first hit Aug. 4 at Los Angeles (N.L)...Hit first home run Aug. 7 vs. Pittsburgh and finished a single shy of becoming the youngest player in Major League history to hit for the cycle.

POSTSEASON EXPERIENCE

- ◆ Has made appearances in three different postseasons, going 11-for-48 (.229) with two doubles, a triple, two home runs and four RBI...In **2013**, started in all four of Atlanta's games during the Division Series against the Dodgers, batting .143 (2/14) with a double and four walks...During the **2011** NLDS vs. Milwaukee, went 4-for-20 (.200), including his first two career postseason home runs...Homered in Game 2 and Game 5 in Milwaukee...Made postseason debut with the Diamondbacks in 2007 at age 20...Went 3-for-5 (.600) with an RBI in Arizona's Division Series win over the Cubs...Batted .222 (2/9) with a double and triple in four games during the NLCS vs. Colorado.





2020 LOS ANGELES ANGELS

DIVISION SERIES TOTALS

Year	Club, Opp	AVG	G	AB	R	H	2B	3B	HR	RBI	SH	SF	HBP	BB	IBB	SO	SB	CS	GDP	SLG	OBP	E
2007	—ARI, CHC	.600	2	5	2	3	0	0	0	1	0	0	0	3	0	0	1	0	0	.600	.750	0
2011	—ARI, MIL	.200	5	20	3	4	0	0	2	3	0	0	0	3	0	6	0	0	.500	.304	0	
2013	—ATL, LAD	.600	2	5	2	3	0	0	0	1	0	0	0	3	0	0	1	0	.600	.750	0	
Totals		.231	11	39	7	9	1	0	2	4	0	0	0	10	0	10	1	0	.410	.388	0	

CHAMPIONSHIP SERIES TOTALS

Year	Club, Opp	AVG	G	AB	R	H	2B	3B	HR	RBI	SH	SF	HBP	BB	IBB	SO	SB	CS	GDP	SLG	OBP	E
2007	—ARI, CHC	.222	4	9	0	2	1	1	0	0	0	0	2	0	0	3	0	0	.556	.364	0	

NOTABLE MINOR LEAGUE AWARDS AND HONORS

- ◆ **2007** *USA Today's* Minor League Player of the Year...*Baseball America* Minor League and Double-A All-Star...*Baseball America's* California League and Southern League Top Prospect...Southern League's Mid-Season and Post-Season All-Star...California League Player of the Week (Apr. 29)...Southern League Player of the Week (June 3).
- ◆ **2006** Midwest League Mid-Season All-Star...Ranked as Arizona's No. 1 prospect and baseball's ninth-best prospect by *Baseball America*.

CAREER TRANSACTIONS

- ◆ June 7, 2005...Selected by the **Diamondbacks** in the 1st round (1st pick) of the First-Year Player Draft.
- ◆ Mar. 3, 2010...Signed a five-year contract with the **Diamondbacks**.
- ◆ Jan. 24, 2013...Acquired by the **Braves** along with INF Chris Johnson from the **Diamondbacks** for INF Nick Ahmed, RHP Randall Delgado, INF Brandon Drury, OF Martin Prado and RHP Zeke Spruill.
- ◆ Dec. 19, 2014...Acquired by the **Padres** along with RHP Aaron Northcraft in exchange for INF Dustin Peterson, LHP Max Fried, INF Jace Peterson and OF Mallex Smith.
- ◆ Jan. 20, 2016...Signed a six-year contract with the **Tigers**.
- ◆ Aug. 31, 2017...Acquired by the **Angels** from the **Tigers** for a PTBNL (RHP Elvin Rodriguez) and RHP Grayson Long.
- ◆ Nov. 2, 2017...Signed a five-year contract with the **Angels**.

PERSONAL/MISC

- ◆ Justin Irvin Upton...On Twitter: @JUST_JUP
- ◆ Favorite NFL team is the Pittsburgh Steelers.
- ◆ Brother, B.J., played 12 years in the Majors, last appearing in 2016 with San Diego and Toronto...Teammates with his brother in Atlanta in 2013 and 2014 and 2015 in San Diego...B.J. was originally drafted second overall by Tampa Bay in 2002; highest-drafted brothers in baseball history...Father, Manny, played baseball and football at Norfolk State.
- ◆ Played high school baseball at Great Bridge (VA)...One of six Major Leaguers (five first round picks) to come from Virginia Blasters AAU program in Tidewater region (also, Michael Cuddyer, B.J. Upton, David Wright, Ryan Zimmerman and Mark Reynolds)...Pinch-ran for the team before being old enough to make roster, when team featured his brother, Wright, Reynolds and Zimmerman.
- ◆ Originally signed by Diamondbacks scout Greg Lonigro.

MISCELLANEOUS STATS

TWO-HR GAMES (17)

Sept. 15 vs. SEA	Sept. 23, 2017 at HOU	Sept. 16, 2017 vs. TEX
Aug. 18, 2017 vs. LAD	Sept. 16, 2016 at CLE	Aug. 21, 2016 vs. BOS
June 20, 2016 vs. SEA	Aug. 26, 2015 at WAS	May 17, 2015 vs. WAS
Apr. 25, 2015 vs. LAD	Apr. 10, 2014 vs. NYM	Aug. 1, 2013 vs. COL
Apr. 26, 2013 vs. CHC	July 27, 2011 at SD	June 21, 2010 vs. NYY
May 20, 2009 (2) at FLA	May 6, 2009 at SD	

CAREER GRAND SLAMS HOME RUNS (7)

Aug. 4, 2017 at BAL	July 30, 2017 vs. HOU	June 11, 2017 at BOS
May 24, 2015 at LAD	May 17, 2013 vs. LAD	July 23, 2011 vs. COL
June 2, 2009 at LAD		

CAREER WALK-OFF HITS / RBI (11)

May 1, 2018 vs. BAL (RBI single; 9th)	Aug. 12, 2017 vs. MIN (2-run HR; 9th)	June 4, 2017 vs. CWS (3-run HR; 9th)
June 20, 2016 vs. SEA (Solo HR; 12th)	Apr. 11, 2014 vs. WAS (RBI single; 10th)	Aug. 16, 2013 vs. WAS (Solo HR; 10th)
Apr. 6, 2013 vs. CHC (Solo HR, 9th)	June 16, 2011 vs. SF (Solo HR; 10th)	June 1, 2011 vs. FLA (RBI single; 9th)
May 18, 2011 vs. ATL (RBI single; 11th)	May 5, 2011 vs. COL (RBI single; 11th)	

UPTON





ALL-STAR GAME RECORD

Year	Club, Site	AVG	G	AB	R	H	2B	3B	HR	RBI	SH	SF	HBP	BB	IBB	SO	SB	CS	GDP	SLG	OBP	E
2009	—N.L., StL	.000	1	2	0	0	0	0	0	0	0	0	0	0	0	0	0	0	0	.000	.000	0
2011	—N.L., ARI	.000	1	2	0	0	0	0	0	0	0	0	0	0	0	0	0	0	0	.000	.000	0
2015	—N.L., CIN	1.000	1	1	0	1	0	0	0	0	0	0	0	0	0	0	1	0	0	1.000	1.000	0
2017	—A.L., MIA	.500	1	2	0	1	0	0	0	0	0	0	0	0	0	1	0	0	0	.500	.500	0
TOTALS		.286	4	7	0	2	0	0	0	0	0	0	0	0	0	1	1	0	0	.286	.286	0

CAREER FIELDING

POS	PCT	G	PO	A	E	TC	DP
OF	.974	1655	3181	61	85	3327	8

UPTON'S CAREER HIGHS

	SEASON		GAME
AVG	.300 — 2009	H	5 — 2 times; last, 5/30/11 vs. FLA
H	171 — 2011	HR	2 — 17 times; last, 9/15/18 vs. SEA
R	107 — 2012	R	4 — 2 times; last, 6/21-10 vs. NYY
BB	75 — 2013	BB	4 — 5/6/15 vs. SF
2B	44 — 2017	2B	2 — 25 times; last, 9/15/17 vs. TEX
HR	35 — 2017	RBI	6 — 5 times; last, 7/30/17 vs. HOU
RBI	109 — 2017	SB	2 — 5 times; last, 4/11/18 at TEX
SB	21 — 2011	Hit Streak	18 — Apr. 24 - May 11, 2009

UPTON





2020 LOS ANGELES ANGELS

JARED WALSH

#25

BORN: JULY 7, 1993**OPENING DAY AGE:** 26**BIRTHPLACE:** MILWAUKEE, WI**RESIDES:** DULUTH, GA**SIGNED THRU:** 2020**MLB SERVICE:** 65 DAYS**ACQUIRED:** SELECTED IN 39TH ROUND OF 2015 FIRST-YEAR PLAYER DRAFT**INF/LHP****HEIGHT:** 6-0**WEIGHT:** 210**BATS:** L**THROWS:** L

WALSH'S LIFETIME PLAYING RECORD

Year	Club	AVG	G	AB	R	H	2B	3B	HR	RBI	SH	SF	HBP	BB	IBB	SO	SB	CS	GDP	SLG	OBP	E
2015—	Angels (AZL)	.339	30	109	19	37	12	4	2	28	1	3	2	11	1	17	0	0	2	.578	.400	1
	Orem	.182	3	11	1	2	0	0	0	1	0	1	0	1	0	2	0	0	0	.182	.231	1
2016—	Burlington	.290	109	393	55	114	30	1	7	36	3	1	2	31	0	81	2	0	8	.425	.344	10
	Inland Empire	.331	70	275	43	91	29	1	8	52	0	1	4	26	0	72	1	0	6	.531	.395	7
2018—	Mobile	.232	20	69	7	16	3	0	3	9	1	0	1	3	0	29	1	0	0	.406	.274	2
	Inland Empire	.275	40	149	28	41	8	1	13	36	0	5	0	24	2	50	0	1	3	.604	.365	0
	Mobile	.289	41	149	26	43	13	0	8	26	0	1	2	21	1	48	1	0	5	.537	.382	2
2019—	Salt Lake	.270	47	178	32	48	13	0	8	37	0	2	2	16	0	56	0	0	3	.478	.333	4
	Salt Lake	.325	98	382	90	124	30	0	36	86	0	4	9	59	0	115	0	0	8	.686	.423	2
	LAA	.203	34	79	6	16	5	1	1	5	0	0	2	6	1	35	0	0	0	.329	.276	0
MAJOR TOTALS		.203	34	79	6	16	5	1	1	5	0	0	2	6	1	35	0	0	0	.329	.276	0
MINOR TOTALS		.301	462	1715	301	516	138	7	85	311	5	18	22	192	4	470	5	0	35	.538	.375	29

WALSH'S LIFETIME PITCHING RECORD

Year	Club	W-L	ERA	G	GS	CG	GF	SHO	SV	IP	H	R	ER	HR	HB	BB	IBB	SO	WP	BK	BAA
2016—	Burlington	1-1	3.00	2	0	0	2	0	0	3	3	1	1	0	0	2	0	4	1	0	.250
2017—										<i>DID NOT PITCH</i>											
2018—	Inland Empire	0-1	4.50	2	0	0	2	0	0	2	3	2	1	0	0	0	0	4	0	0	.333
	Mobile	0-0	0.00	2	0	0	1	0	0	2	0	0	0	0	0	1	0	1	0	0	.000
	Salt Lake	0-0	0.00	4	0	0	4	0	1	1.2	3	0	0	0	0	1	0	2	0	0	.375
2019—	Salt Lake	1-0	4.15	13	0	0	12	0	1	13.0	16	6	6	0	0	5	0	9	0	0	.291
	LAA	0-0	1.80	5	0	0	5	0	0	5.0	3	1	1	0	0	6	0	5	0	0	.176
MAJOR TOTALS		0-0	1.80	5	0	0	5	0	0	5.0	3	1	1	0	0	6	0	5	0	0	.176
MINOR TOTALS		2-2	3.32	23	0	0	21	0	2	21.2	25	9	8	0	0	9	0	20	1	0	.278

2019 SEASON

- ◆ Two-way player split season between Triple-A **Salt Lake** and the **Angels**...Saw action over five different stints with the Halos...Initially had contract selected from Salt Lake May 15th and made Major League debut that afternoon...Went 3-for-5 in debut, starting the game at first base...Connected for first career big league homer Sept. 9th, a pinch-hit homer in the 8th...Was the second Angel with a pinch-hit homer in 2019.
- ◆ Made five pitching appearances at the big league level going 0-0, 1.80 ERA (5.0 IP – 1 ER) with five strikeouts... Limited opposing hitters to a .176 BAA.
- ◆ Finished the minor league season batting .325 (124/382) with 36 home runs and 86 RBI...The 36 homers ranked third in the Pacific Coast League and tied the Bees' franchise record (Mark Trumbo, 36 HR in 2010)... Were the most all-time by a left-handed hitter in club annals...His .686 slugging percentage was the third-best by a Triple-A player while his 1.110 OPS ranked fifth.
- ◆ Also made 13 outings as a pitcher for Salt Lake, going 1-0 with a 4.15 ERA (13 IP – 6 ER), nine strikeouts and five walks.

NOTABLE MINOR LEAGUE AWARDS AND HONORS

- ◆ **2019** MiLB.com Organizational All-Star...Baseball America Triple-A All-Star...Pacific Coast League Post-Season All-Star...Angels Organizational Player of the Month (July).
- ◆ **2018** MiLB.com Organizational All-Star...Southern League Player of the Week

WALSH





CAREER TRANSACTIONS

- ◆ June 10, 2015...Selected by **Angels** in the 39th round of the 2015 First-Year Player Draft.

PERSONAL/MISC

- ◆ Jared James Walsh...On Twitter: @Walshey21
- ◆ Played college baseball at the University of Georgia where he was a communications studies major...During senior season, led SEC in opponent batting average (.185) and ranked third in ERA (2.60), while also batting .306 with 19 extra-base hits and 22 RBI...Underwent Tommy John surgery during summer before freshman year of college.
- ◆ Attended Peachtree Ridge HS (GA)...Named Region 7-AAAAA Player of the Year and led school to first-ever playoff appearance...Earned All-Gwinnett County and Gwinnett Dugout Club First Team honors.
- ◆ Favorite athlete growing up was Hines Ward and favorite movie was Goodfellas.
- ◆ Originally signed by Angels scout Todd Hogan.

MISCELLANEOUS STATS

CAREER WALK-OFF HITS (1)

May 25, 2019 vs. TEX (RBI-single, 9th inn.)

CAREER FIELDING

POS	PCT	G	PO	A	E	TC	DP
P	1.000	5	1	2	0	3	0
1B	1.000	24	139	15	0	154	12

ROBERT O. FISHEL AWARD

The Robert O. Fishel Award, named after the longtime baseball executive, goes to the “active, non-uniformed representative of MLB whose ethics, character, dedication, service, professionalism and humanitarianism best represent the standards propounded by Robert O. Fishel.” Fishel, an executive with the Cleveland Indians, the St. Louis Browns, the New York Yankees and the American League Office, was the inaugural winner of the Award in 1981. All-time honorees are:

- | | |
|--|--|
| 1981 – Robert O. Fishel, American League | 2001 – Rob Matwick, Houston Astros |
| 1982 – Robert W. Brown, Baltimore Orioles | 2002 – Mike Swanson, Arizona Diamondbacks |
| 1983 – Larry Shenk, Philadelphia Phillies | 2003 – Rick Vaughn, Tampa Bay Devil Rays |
| 1984 – Arthur E. (Red) Patterson, Angels | 2004 – Jeff Idelson, Baseball Hall of Fame |
| 1985 – Jim Ferguson, Cincinnati Reds | 2005 – Randy Adamack, Seattle Mariners |
| 1986 – Fred Claire, Los Angeles Dodgers | 2006 – Rob Butcher, Cincinnati Reds |
| 1987 – Jim Toomey, St. Louis Cardinals | 2007 – Richard Levin, Major League Baseball |
| 1988 – Tom Mee, Minnesota Twins | 2008 – Scott Reifert, Chicago White Sox |
| 1989 – Donald Davidson, Houston Astros | 2009 – Pat Courtney, Major League Baseball |
| 1990 – Ned Colletti, Chicago Cubs | 2010 – Jay Alves, Colorado Rockies |
| 1991 – Phyllis K. Merhige, American League | 2011 – Jim Trdinich, Pittsburgh Pirates |
| 1992 – Richard Griffin, Montreal Expos | 2012 – Staci Slaughter, San Francisco Giants |
| 1993 – John Blake, Texas Rangers | 2013 – Tim Hevly, Seattle Mariners |
| 1994 – Katy Feeney, National League | 2014 – Jason Zillo, New York Yankees |
| 1995 – Howard Starkman, Toronto Blue Jays | 2015 – Brian Bartow, St. Louis Cardinals |
| 1996 – Bill Guilfoile, Baseball Hall of Fame | 2016 – Bart Swain, Cleveland Indians |
| 1997 – Dick Bresciani, Boston Red Sox | 2017 – Gene Dias, Houston Astros |
| 1998 – Jay Horwitz, New York Mets | 2018 – Josh Rawitch, Arizona Diamondbacks |
| 1999 – Bob DiBiao, Cleveland Indians | 2019 – Tyler Barnes, Milwaukee Brewers |
| 2000 – Tim Mead, Angels | |





2020 LOS ANGELES ANGELS



TAYLOR WARD

#3

BORN: DEC. 14, 1993 **OPENING DAY AGE:** 26
BIRTHPLACE: DAYTON, OH **RESIDES:** CHULUOTA, FL
SIGNED THRU: 2020 **MLB SERVICE:** 93 DAYS
ACQUIRED: SELECTED IN FIRST ROUND (26TH OVERALL) OF 2015 FIRST-YEAR PLAYER DRAFT

OF

HEIGHT: 6-1 WEIGHT: 200 BATS: R THROWS: R

WARD'S LIFETIME PLAYING RECORD

Year	Club	AVG	G	AB	R	H	2B	3B	HR	RBI	SH	SF	HBP	BB	IBB	SO	SB	CS	GDP	SLG	OBP	E
2015	Orem	.349	32	109	20	38	4	1	2	19	0	1	2	29	1	8	5	2	3	.459	.489	4
	Burlington	.348	24	92	10	32	3	0	1	12	1	0	0	10	0	15	1	1	3	.413	.412	0
2016	Inland Empire	.249	123	466	61	116	11	0	10	56	5	5	5	48	1	81	0	0	15	.337	.323	5
	Inland Empire	.242	54	207	32	50	11	1	6	30	3	2	0	35	0	43	0	0	7	.391	.348	3
2017	Mobile	.286	33	119	14	34	3	0	3	19	0	2	2	22	0	17	0	0	5	.387	.400	4
	Mobile	.345	42	148	26	51	8	0	6	25	0	1	1	29	1	33	8	1	5	.520	.453	6
2018	Salt Lake	.352	60	227	42	80	18	0	8	35	0	2	2	36	1	61	10	2	5	.537	.442	6
	LAA	.178	40	135	14	24	3	0	6	15	0	0	3	9	0	45	2	0	0	.333	.245	5
2019	Salt Lake	.306	106	421	102	129	34	1	27	71	0	1	9	80	1	101	11	5	7	.584	.427	9
	LAA	.190	20	42	4	8	3	0	1	2	0	0	0	6	0	23	0	0	1	.333	.292	2
MAJOR TOTALS		.181	60	177	18	32	6	0	7	17	0	0	3	15	0	68	2	0	1	.333	.256	7
MINOR TOTALS		.296	474	1789	307	530	92	3	63	267	9	14	21	289	5	359	35	11	50	.457	.398	37

2019 SEASON

- ◆ Split time between Triple-A **Salt Lake** and the Majors... Made season debut for **Angels** on Apr. 10 against the **Brewers** going 1-for-3 with a double.
- ◆ Posted above a .300 BA in the minors for second consecutive season with a .306 average (129/421)... Was 20th in OPS (1.010) for all of Triple-A and 4th in PCL... Had 34 doubles which was good for 6th in PCL.
- ◆ In a 38-game stint with **Salt Lake** batted .319 (51/160) with 37 runs, 15 doubles, 11 home runs, 32 RBI, 21 walks and a 1.030 OPS... Had a 35-game on base streak (Aug. 2, 2018-May 18, 2019) during which he compiled a .313 BA (41/131) with 12 doubles, 8 home runs, 22 RBI and 27 walks.
- ◆ His best performance with the **Angels** came on Sept. 25 against **Oakland** when he went 2-for-3 with a home run and an RBI.
- ◆ Made professional outfield debut on Apr. 10 for **Salt Lake**... Played 86 games in outfield between **Angels** and **Salt Lake** over the course of the season.

MAJOR LEAGUE SUMMARY

2018

- ◆ Saw action at three different levels of the **Angels** system, including making Major League debut on Aug. 14... Spent time in Double-A **Mobile** and Triple-A **Salt Lake**, batting a combined .349 (131/375) with 26 doubles, 14 home runs and 60 RBI...The .349 clip ranked second overall in MiLB (min. 300 AB), trailing only Vladimir Guerrero Jr. (.381).
- ◆ Began season with **Mobile**, batting .345 (51/148) with eight doubles, six home runs and 25 RBI before being promoted to Triple-A **June 2**...Hit .345 (80/227) with 18 doubles, eight home runs and 35 in 60 games with the **Bees**...Was leading **Salt Lake** in average at promotion.
- ◆ Had contract selected Aug. 14th and made Major League debut that night at **San Diego** (2-for-3, 2B, 1 RBI)... Became the 15th **Angel** to drive in a run with their first hit...Finished the season with six home runs, the most by an **Angels** rookie third baseman since 2005 (**Dallas McPherson**, 8 HR).
- ◆ Entered the season ranked as the **Angels** No. 8 prospect by **MLB.com**.
- ◆ Defensively, transitioned to third base at the start of season after playing exclusively at catcher during first three professional campaigns.

WARD



NOTABLE MINOR LEAGUE AWARDS AND HONORS

- ◆ **2019** Mid-Season Pacific Coast League All-Star.
- ◆ **2018** Mid-Season Southern League All-Star...Angels Minor League Organizational Player of the Month for July.
- ◆ **2017** MiLB.com Organizational All-Star...Participated in the Arizona Fall League...Angels Minor League Organizational Player of the Month for August.
- ◆ **2016** MiLB.com Organizational All-Star...Participated in Arizona Fall League and the Rising Stars Game.
- ◆ **2015** Mid-Season Pioneer League All-Star.

CAREER TRANSACTIONS

- ◆ June 6, 2012...Selected by **Rays** in 31st round of 2012 First-Year Player Draft (did not sign).
- ◆ June 8, 2015...Selected by **Angels** in first round (26th overall) of 2015 First-Year Player Draft (signed June 12, 2015).

PERSONAL/MISC

- ◆ Joseph Taylor Ward...On Twitter: @Warrdyboy7.
- ◆ Named First-Team All-Mountain West in 2015 with Fresno State (a back-to-back All-Mountain West Conference selection)...Started all 59 games for FSU and ranked among Bulldogs' leaders with a .304 (65/214) average (3rd), 14 doubles (2nd), seven home runs (T-1st), 42 RBI (1st) and 104 total bases (1st)... Caught 13 of 23 (56.5%) runners attempting to steal a base.
- ◆ In three years at Fresno State, batted .288 (157/545) with 29 doubles, 16 home runs and 98 RBI in 162 games...Threw out 33 of 55 (60%) potential basestealers.
- ◆ Prepped at Shadow Hills HS (CA)...A two-time first-team De Anza League honoree...Named De Anza League Most Valuable Player and first-team All-CIF as a junior...Holds school records for batting average, hits, triples, home runs and RBI...First athlete in school history to receive Division I scholarship.
- ◆ Signed by Angels scout Scott Richardson...Originally drafted by Tampa Bay in 31st round of 2012 MLB Amateur Draft before electing to play for Fresno State.

MISCELLANEOUS STATS

CAREER WALK-OFF HITS / RBI [1]

Sept. 30, 2018 vs. OAK (2-run home run; 9th)

CAREER FIELDING

POS	PCT	G	PO	A	E	TC	DP
3B	.920	44	17	64	7	88	4
OF	1.000	9	15	0	0	15	0



WARD





2020 LOS ANGELES ANGELS

HARRISON WENSON #97

BORN: APRIL 21, 1995

OPENING DAY AGE: 24

BIRTHPLACE: FARMINGTON HILLS, MI

RESIDES: FARMINGTON HILLS, MI

SIGNED THRU: 2020

ACQUIRED: SELECTED IN 24TH ROUND OF 2017 FIRST-YEAR PLAYER DRAFT

C

HEIGHT: 6-3

WEIGHT: 235

BATS: R

THROWS: R

NON-ROSTER INVITEE

WENSON'S LIFETIME PLAYING RECORD

Year	Club	AVG	G	AB	R	H	2B	3B	HR	RBI	SH	SF	HBP	BB	IBB	SO	SB	CS	GDP	SLG	OBP	E
2017	— Orem	.286	36	133	34	38	8	0	13	48	0	3	6	25	1	38	0	0	1	.639	.413	9
	Angels (AZL)	.200	2	5	1	1	0	0	0	1	0	1	1	1	0	0	0	0	0	.200	.375	1
2018	— Burlington	.114	58	185	21	21	4	0	6	17	3	0	5	27	0	101	4	0	3	.232	.244	14
	Angels (AZL)	.417	3	12	1	5	0	2	0	0	0	0	0	0	0	4	0	0	0	.750	.417	0
2019	— Burlington	.191	78	257	38	49	17	0	12	44	0	1	6	44	0	119	2	1	2	.397	.321	9
MINOR TOTALS		.193	177	592	95	114	29	2	31	112	0	5	18	97	1	262	6	1	6	.405	.322	33

- ◆ Harrison Paul Wenson...On Twitter: @harrison_wenson...Signed by **Angels** scout Drew Dominguez.
- ◆ **2020** marks his first big league camp...Has 95 runs, 31 home runs and 112 RBI in 177 career minor league games.
- ◆ Spent **2019** season with Single-A **Burlington** of the Midwest League, recording 38 runs, 17 doubles, 12 home runs and 44 RBI in 78 games...Threw out 35 attempted base-stealers, fourth-most in the league and 33% (35/105) of those attempting to steal...Charged with just two passed balls, the second-least among catchers in the league with 50-plus games played...Recorded 72 assists and a .989 fielding percentage...Went 3-for-4 with a HR against Clinton on June 10...Hit a grand slam Aug. 20 vs. Beloit.
- ◆ Played majority of **2018** with Burlington, recording 21 runs, six home runs, 17 RBI and four stolen bases in 58 games...Posted six multi-hit games, including a pair of 3-hit efforts...Went 3-for-5 with a HR and 7 total bases vs. Fort Wayne on July 19...Recorded a .973 fielding percentage.
- ◆ Began professional career with Rookie-Level **Orem** of the Pioneer League in **2017**, where he played 36 of 38 games and hit .286 with 34 runs, eight doubles, 13 home runs and 48 RBI in 36 games...Slashed .347/.444/.750 with eight home runs and 31 RBI in 19 games before the All-Star break...Recorded four three-hit games and a four-hit game...Went 4-for-6 with HR on June 30 vs. Idaho Falls...Went 3-for-5 with 3 runs, 2 HR, 4 RBI and 9 total bases vs. Grand Junction on July 5...Went 3-for-4 with 3 R, 2 HR, 4 RBI and 9 total bases vs. Idaho Falls on July 30...Posted a .969 fielding percentage behind the plate on the season.
- ◆ Selected by Angels in 24th round of 2017 First-Year Player Draft after four seasons at the University of Michigan, where he was a General Studies major focusing on business and a sales certificate.
- ◆ As a senior, named to the Johnny Bench Award Player to Watch List...Finished the season with 36 runs, seven doubles, nine home runs, and 41 RBI...Tallied a season-high three hits against Seton Hall on Feb. 18, also scoring a season-high four runs...Notched a season-high 5 RBI, including a grand slam vs. Indiana on Apr. 22.
- ◆ As a junior, started all 57 games for the Wolverines...Slashed .289/.345/.491, leading team with 56 RBI and eight home runs...Tallied a season-high 5 RBI against UIC on March 26 and Rutgers on May 6...Recorded 20 multi-hit games and 14 multi-RBI games...Named a Johnny Bench Award Semi-Finalist and All-Big Ten Conference third team selection...Drafted by **Pirates** in the 39th round of First-Year Player Draft following the season, but did not sign.
- ◆ Appeared in 34 games in his first two collegiate seasons, making 13 starts at catcher...As a sophomore, played in two NCAA Louisville Regional games.
- ◆ Drafted in 18th round of 2013 First-Year Player Draft by **Tigers** out of high school, but opted to attend the University of Michigan.
- ◆ Was a four-time all-district and all-region selection for the University of Detroit Jesuit High School baseball team, where he was also an honor roll student all four years.
- ◆ His father, Paul, played baseball for the University of Michigan with Hall of Famer Barry Larkin, Hal Morris and former Angels pitcher Jim Abbot.

WENSON





HECTOR YAN

#72

BORN: APR. 26, 1999

OPENING DAY AGE: 20

BIRTHPLACE: LA ROMANA, DR

RESIDES: LA ROMANA, DR

SIGNED THRU: 2020

ACQUIRED: SIGNED AS INTERNATIONAL FREE AGENT, AUG. 20, 2015

LHP

HEIGHT: 5-11

WEIGHT: 180

BATS: L

THROWS: L

YAN'S LIFETIME PITCHING RECORD

Year	Club	W-L	ERA	G	GS	CG	GF	SHO	SV	IP	H	R	ER	HR	HB	BB	IBB	SO	WP	BK	BAA
2016	—Angels (DSL)	2-0	0.89	7	7	0	0	0	0	30.1	23	5	3	0	3	15	0	33	4	0	.217
2017	—Angels (AZL)	0-1	4.96	10	5	0	1	0	1	16.1	10	10	9	0	5	11	0	21	2	1	.179
2018	—Orem	0-4	4.55	10	10	0	0	0	0	29.2	29	17	15	3	5	20	0	29	0	2	.274
2019	—Burlington	4-5	3.39	26	20	0	2	0	1	109	74	45	41	5	15	52	0	148	6	3	.190
MINOR TOTALS		6-10	3.30	53	42	0	3	0	2	185.1	136	77	68	8	28	98	0	231	12	6	.207

2019 SEASON

- ◆ Spent entire season with Single-A **Burlington**, making 26 appearances (20 starts) and led entire Angels organization with 148 strikeouts...His 148 strikeouts ranked second in the Midwest League.
- ◆ Named Angels Organizational Pitcher of the Month in June and July...In five June starts, went 2-0 with a 2.19 ERA (24.2 IP - 6 ER) and 34 strikeouts...Also made five starts in July, pitching to a 2-1 record, 3.04 ERA (23.2 IP - 8 ER) and 34 strikeouts.
- ◆ Led Midwest League and ranked ninth in all of Minor League Baseball (min. 100 IP) with 12.2 strikeouts per nine innings...Also led Midwest League with 6.1 hits allowed per nine innings and ranked sixth in home runs per nine innings (0.41) and eighth in WHIP (1.16).
- ◆ During eight game stretch from May 29 - July 6, went 3-0 with a 2.29 ERA (35.1 IP - 9 ER), 52 strikeouts and held opponents to a .157 (19/121) batting average against.
- ◆ Selected to **Angels** 40-man roster, Nov. 20, 2019.

NOTABLE MINOR LEAGUE AWARDS AND HONORS

- ◆ **2019** Angels Organizational Pitcher of the Month (June & July)...Angels MLB Pipeline Pitcher of the Year.

CAREER TRANSACTIONS

- ◆ Aug. 20, 2015...Signed by **Angels** as international free agent.

PERSONAL/MISC

- ◆ Hector Manuel Yan.
- ◆ Pitched three innings in relief as part of Burlington's 10-inning combined no-hitter, Aug. 27, 2019 vs. Beloit...Combined with Jose Soriano (3.2 IP), Parker Joe Robinson (1.1 IP) and Chad Sykes (2 IP) to complete the no-hitter.
- ◆ Had a 17.1 scoreless inning streak from June 9-26, 2019 for Burlington.
- ◆ Originally signed by Angels scouts Domingo Garcia and Alfredo Ulloa.





40-MAN ROSTER

MANAGER: Joe Maddon (#70) **BENCH COACH:** Mike Gallego (#86) **HITTING COACH:** Jeremy Reed (#77) **PITCHING COACH:** Mickey Callaway (#75) **1st BASE/OUTFIELD COACH:** Jesús Feliciano (#62) **3rd BASE/INFIELD COACH:** Brian Butterfield (#55) **ASSISTANT HITTING COACH:** John Mallico (#88) **HITTING INSTRUCTOR:** Paul Sorrento (#87) **CATCHING COACH:** José Molina (#82) **BULLPEN COACH:** Matt Wise (#83) **COACHING ASST./REPLAY COORDINATOR:** Ryan Gariko (#85) **CERTIFIED ATHLETIC TRAINER:** Adam Nevada **BULLPEN CATCHERS:** Manny Del Campo (#92) & Jason Brown (#93) **HEAD STRENGTH & CONDITIONING COACH:** Lee Flocchi **DIRECTOR, SPORT SCIENCE & PERFORMANCE/HEAD PHYSICAL THERAPIST:** Bernard Li **CERTIFIED ATHLETIC TRAINER:** Adam Nevada **CERTIFIED ASST. ATHLETIC TRAINER:** Eric Munson **EQUIPMENT MANAGER:** Keith Tarter

No.	PITCHERS (22)	B	T	Ht.	Wt.	Born	Birthplace	Residence	2019 Club(s)	W-L	ERA	G	GS	CG	SHO	SV	IP	H	R	ER	BB	SO	SERVICE
38	Anderson, Justin	L	R	6-3	230	9/28/92	Houston, TX	Houston, TX	LAA	3-0	5.55	54	0	0	0	0	47	42	32	29	32	60	1,161
35	Andriese, Matt	R	R	6-2	225	8/28/89	Redlands, CA	Redlands, CA	Salt Lake ARIZONA Diamondbacks (AZL) Visalia	0-1 5-5 0-0 0-0	12.27 4.71 27.00 13.50	54	0	0	0	0	3.2 70.2 0.1 2	2 37	5	5	4	7	4,071
39	Bard, Luke	R	R	6-3	200	11/13/90	Charlotte, NC	Orange Park, FL	LAA	3-3	4.78	32	3	0	0	0	49	41	27	26	13	4	0,133
51	Barnia, Jaime	R	R	6-1	210	7/18/96	Panama City, Panama	Panama City, Panama	Salt Lake Salt Lake	2-4 4-10	7.11 9.87	16	1	0	0	1	19	28	20	15	10	26	4,107
32	Bedrosian, Cam	R	R	6-1	225	10/2/91	Senoia, GA	Senoia, GA	LAA	3-3	6.42	19	13	0	0	0	48.1	73	53	52	10	44	1,037
37	Bundy, Dylan	S	R	6-1	200	11/15/92	Tulsa, OK	Owasso, OK	LAA	3-3	3.23	59	7	0	0	0	61.1	48	30	22	22	64	4,153
31	Buttrey, Ty	L	R	6-6	240	3/31/93	Matthews, NC	Gulport, FL	BALTIMORE	7-14	4.79	30	30	0	0	0	161.2	161	95	86	58	162	4,026
47	Canning, Griffin	R	R	6-2	180	5/11/96	Mission Viejo, CA	Coto de Caza, CA	LAA	6-7	3.98	72	0	0	0	2	72.1	69	34	32	23	84	1,046
67	Cole, Taylor	R	R	6-1	200	8/20/89	Simi Valley, CA	Las Vegas, NV	LAA	5-6	4.58	18	17	0	0	0	90.1	80	46	46	30	96	2,103
28	Heaney, Andrew	L	L	6-2	200	6/5/91	Oklahoma City, OK	Oklahoma City, OK	Inland Empire Salt Lake	0-1 3-4	10.13 5.23	16	0	0	0	0	2.2	5	3	12	6	24	24
68	Keller, Kyle	R	R	6-4	200	4/28/93	Metairie, LA	Metairie, LA	LAA	4-6	4.91	18	18	0	0	0	4.1	2	0	0	0	1	10
60	Mayers, Mike	R	R	6-3	200	12/6/91	Grove City, OH	Naples, FL	Jacksonville New Orleans	0-0 2-3	0.00 4.50	37	0	0	0	0	3	1	0	0	0	4	0,041
99	Middleton, Keynan	R	R	6-3	215	9/12/93	Milwaukee, WI	Portland, OR	MIAMI ST. LOUIS Memphis Angels (AZL) Inland Empire Salt Lake	0-1 0-1 0-0 0-0 0-0 0-0	3.15 6.63 4.30 0.00 2.08	22	1	0	0	0	19	21	14	14	11	16	2,020
64	Peña, Felix	R	R	6-2	220	2/25/90	San Pedro de Macoris, DR	San Pedro de Macoris, DR	LAA	0-0	1.17	11	7	0	0	0	7.2	4	1	1	3	9	2,150
52	Peters, Dillon	L	L	5-11	190	8/31/92	Indianapolis, IN	Noblesville, IN	LAA	8-3	4.58	22	0	0	0	0	96.1	80	56	49	34	101	2,079
65	Quijada, José	L	L	5-11	215	11/9/95	Caripito, VZ	Caripito, VZ	Salt Lake	4-4	5.38	17	12	0	0	0	57	74	50	43	26	55	0,144
24	Ramirez, Noé	R	R	6-3	205	12/22/89	Los Angeles, CA	Los Angeles, CA	New Orleans	1-0	4.30	22	0	0	0	0	29.1	27	18	14	12	35	0,099
57	Robles, Hansel	R	R	6-0	220	8/13/90	Bonao, DR	Bonao, DR	MIAMI	5-4	3.99	51	7	0	0	0	67.2	59	30	20	79	2,139	
43	Sandoval, Patrick	L	L	6-3	190	7/13/91	Fallbrook, CA	Fallbrook, CA	Inland Empire	0-0	0.00	1	1	0	0	0	1	0	0	0	0	1	0
54	Suarez, José	L	L	5-10	225	1/3/98	Naguangua, VZ	San Diego, VZ	LAA	5-1	2.48	71	4	0	0	0	23	72.2	58	20	16	75	4,119
49	Teheran, Julio Yan, Hector	R	L	5-11	180	4/26/99	Cartagena, Colombia	Cartagena, Colombia	Mobile Salt Lake	0-3 4-4	3.60 6.41	15	9	0	0	0	60.1	84	62	43	35	66	2,056
72		L	L	5-11	180	4/26/99	La Romana, DR	La Romana, DR	LAA	0-4	5.03	10	6	0	0	0	39.1	35	22	22	19	42	0,091
		L	L	5-11	180	4/26/99	La Romana, DR	La Romana, DR	Salt Lake	2-1	3.62	7	6	0	0	0	32.1	24	15	13	17	31	7,062
		L	L	5-11	180	4/26/99	La Romana, DR	La Romana, DR	Burlington	10-11	7.11	19	33	33	0	0	81	100	67	64	83	162	0,000
		L	L	5-11	180	4/26/99	La Romana, DR	La Romana, DR	Burlington	4-5	3.39	26	20	0	0	0	109	74	45	41	52	148	0,000

No.	TWO-WAY (2)	B	R	Ht.	Wt.	Born	Birthplace	Residence	2019 Club(s)	W-L	ERA	G	GS	CG	SHO	SV	IP	R	ER	BB	SO	CS	SO SERVICE
17	Ohtani, Shohei	L	R	6-4	210	7/5/94	Oshu, Japan	Oshu, Japan	LAA	1-0	4.15	13	0	0	0	1	13	16	6	6	1	6	2,000
25	Walsh, Jared	L	L	6-0	210	7/30/93	Milwaukee, WI	Guluth, GA	LAA	0-0	1.80	5	0	0	0	0	5	3	1	1	5	9	0,065

		2019 Club(s)		2019 Club(s)		2019 Club(s)		2019 Club(s)		2019 Club(s)		2019 Club(s)		2019 Club(s)		2019 Club(s)		2019 Club(s)		2019 Club(s)		2019 Club(s)		2019 Club(s)	
No.	Player	B	R	Ht.	Wt.	Born	Birthplace	Residence	2019 Club(s)	Avg	G	AB	R	H	2B	3B	HR	RBI	BB	SO	SB	CS	SO SERVICE		
	Ohtani, Shohei	L	R	6-4	210	7/5/94	Oshu, Japan	Oshu, Japan	LAA	.286	106	384	51	110	20	5	18	62	33	110	12	3	3		
	Walsh, Jared	L	L	6-0	210	7/30/93	Milwaukee, WI	Guluth, GA	LAA	.325	98	382	90	124	30	0	36	86	59	115	0	0	0		

No.	CATCHERS (8)	B	T	Ht.	Wt.	Born	Birthplace	Residence	2019 Club(s)	Avg	G	AB	R	H	2B	3B	HR	RBI	BB	SO	SB	CS	SO SERVICE	
12	Bemboom, Anthony	L	R	6-2	200	1/18/90	St. Cloud, MN	Maicolm, NE	Charlotte	.133	4	15	1	2	0	0	0	0	0	1	6	0	0	0.108
		L	R	5-10	200	3/15/91	Woodland, CA	Yuba City, CA	HOUSTON	.167	31	90	4	14	1	0	1	3	7	34	0	1	9.104	

No.	INFELDERS (8)	B	T	Ht.	Wt.	Born	Birthplace	Residence	2019 Club(s)	Avg	G	AB	R	H	2B	3B	HR	RBI	BB	SO	SB	CS	SO SERVICE
22	Fletcher, David	R	R	5-9	185	5/31/94	Orange, CA	Cypress, CA	Salt Lake	.290	154	596	83	173	30	4	6	49	55	64	8	3	1,111
74	Jones, Jarrah	R	R	5-11	205	8/4/97	Roswell, GA	Roswell, GA	Mobile	.234	130	482	66	113	22	3	5	50	50	109	9	11	0,000

No.	INFELDERS (8)	B	T	Ht.	Wt.	Born	Birthplace	Residence	2019 Club(s)	Avg	G	AB	R	H	2B	3B	HR	RBI	BB	SO	SB	CS	SO SERVICE
9	La Stella, Tommy	L	R	5-11	180	1/31/89	Westwood, NJ	Closter, NJ	LAA	.295	80	292	49	86	8	0	16	44	20	28	0	0	5,057
5	Pujols, Albert	R	R	6-3	235	1/16/80	Santo Domingo, DR	St. Louis County, MO	LAA	.244	131	491	55	120	22	0	23	93	43	68	3	0	19,000

No.	INFELDERS (8)	B	T	Ht.	Wt.	Born	Birthplace	Residence	2019 Club(s)	Avg	G	AB	R	H	2B	3B	HR	RBI	BB	SO	SB	CS	SO SERVICE
6	Rendon, Anthony	R	R	6-1	200	6/6/90	Houston, TX	Houston, TX	WAS	.319	146	545	117	174	44	3	34	126	80	86	5	1	6,130
4	Rengifo, Luis	S	R	5-10	195	2/26/97	Naguanagua, VZ	Valencia, VZ	Salt Lake	.273	27	110	16	30	4	1	5	14	11	24	3	3	0,147

No.	INFELDERS (8)	B	T	Ht.	Wt.	Born	Birthplace	Residence	2019 Club(s)	Avg	G	AB	R	H	2B	3B	HR	RBI	BB	SO	SB	CS	SO SERVICE
2	Simmons, Andrelton	R	R	6-2	195	9/4/89	Mundo-Novo, Curacao	Mundo-Novo, Curacao	LAA	.238	108	357	44	85	18	3	7	33	40	93	2	5	7,125
23	Thaiss, Matt	L	R	6-0	215	5/6/95	Jackson, NJ	Jackson, NJ	LAA	.274	79	310	63	85	17	2	14	49	59	64	1	0	0,089

No.	OUTFIELDERS (5)	B	T	Ht.	Wt.	Born	Birthplace	Residence	2018 Club(s)	Avg	G	AB	R	H	2B	3B	HR	RBI	BB	SO	SB	CS	SO SERVICE
18	Goodwin, Brian	L	R	6-0	200	11/2/90	Rocky Mount, NC	Raleigh, NC	LAA	.262	136	413	65	108	29	3	17	47	38	129	7	3	3,019
21	Hermosillo, Michael	R	R	6-0	205	1/17/95	Mesa, AZ	Ottawa, IL	Inland Empire	.222	2	9	0	2	1	0	0	0	0	1	0	0	0.157

No.	OUTFIELDERS (5)	B	T	Ht.	Wt.	Born	Birthplace	Residence	2018 Club(s)	Avg	G	AB	R	H	2B	3B	HR	RBI	BB	SO	SB	CS	SO SERVICE
27	Trout, Mike	R	R	6-2	235	8/7/91	Vineand, NJ	Milville, NJ	LAA	.139	18	36	7	5	1	1	1	0	3	26	8	6	5
8	Upton, Justin	R	R	6-1	215	8/25/87	Norfolk, VA	Scottsdale, AZ	LAA	.291	134	470	110	137	27	2	45	104	110	120	11	2	8,070

No.	OUTFIELDERS (5)	B	T	Ht.	Wt.	Born	Birthplace	Residence	2018 Club(s)	Avg	G	AB	R	H	2B	3B	HR	RBI	BB	SO	SB	CS	SO SERVICE
3	Ward, Taylor	R	R	6-1	200	12/14/93	Dayton, OH	Chuluota, FL	Inland Empire	.333	6	21	7	7	1	0	2	6	4	5	0	0	5
		R	R	6-1	200	12/14/93	Dayton, OH	Chuluota, FL	Salt Lake	.306	106	421	102	129	34	1	27	71	80	101	11	5	0,093

NON-ROSTER INVITEES



No.	PITCHERS (11)	B	T	Ht.	Wt.	Born	Birthplace	Residence	2019 Club(s)	W-L	ERA	G	GS	CG	SHO	SV	IP	H	R	ER	BB	SO	CS	SERVICE
78	Bali, Matt	R	R	6-5	200	1/23/95	San Diego, CA	San Diego, CA	Mobile	1-3	3.57	8	8	0	0	0	35.1	33	16	14	13	45	0.000	
40	Barnes, Jacob	R	R	6-2	220	4/14/90	St. Petersburg, FL	St. Petersburg, FL	Salt Lake	0-2	5.82	14	7	0	0	0	49.2	22	17	15	11	22	3.030	
46	Buchter, Ryan	L	L	6-4	232	2/13/87	Reading, PA	Sewell, NJ	Omaha	0-0	3.38	3	0	0	0	0	2.2	4	1	0	0	6	0.000	
71	De Horta, Adrian	R	R	6-3	185	3/13/95	La Puente, CA	La Puente, CA	KANSAS CITY	0-4	8.31	15	0	0	0	0	45.1	42	16	15	23	50	4.010	
53	Gohara, Luiz	L	L	6-3	265	7/31/96	Tupa, Brazil	Tupa, Brazil	OAKLAND	0-0	2.98	64	0	0	0	0	1.1	0	0	0	0	0	0.000	
58	Markel, Parker	R	R	6-5	240	9/15/90	Newport Beach, CA	Surprise, AZ	Las Vegas	0-0	2.03	3	2	0	0	0	1.1	7	3	3	8	23	0.000	
61	Milner, Hoby	L	L	6-3	175	1/13/91	Dallas, TX	Fort Worth, TX	Mobile	0-2	6.75	13	4	0	0	0	3.6	32	27	27	24	47	6	0.120
66	Ramirez, JC	R	R	6-5	250	8/16/88	Managua, Nicaragua	Managua, Nicaragua	Angels (AZL)	0-0	3.00	2	2	0	0	0	7.2	2	1	1	1	1	6	0.066
56	Ramirez, Neil	R	R	6-4	215	5/25/89	Virginia Beach, VA	Franklin, TN	Arkansas	2-0	0.00	5	0	0	0	0	1	7.2	0	0	0	2	18	0.000
63	Rodriguez, José	R	R	6-2	175	8/29/95	Ciudad Bolívar, VZ	Ciudad Bolívar, VZ	Tacoma	2-0	2.60	22	0	0	0	0	8	27.2	13	9	8	21	44	0.000
48	Thompson, Jake	R	R	6-4	225	1/31/94	Dallas, TX	Dallas, TX	SEATTLE	0-0	15.43	0	0	0	0	0	4.2	10	9	8	4	3	3	0.000
19	Briceno, José	R	R	6-1	225	9/19/92	Caracas, VZ	Baruta, VZ	Indianapolis	1-0	0.00	4	0	0	0	0	6	0	0	0	0	3	13	0.000
98	Kruger, Jack	R	R	6-1	195	10/26/94	Los Angeles, CA	Calabasas, CA	PITTSBURGH	3-3	5.71	15	0	0	0	0	17.1	16	12	11	13	21	1.015	
96	Piba, Keinier	R	R	5-10	175	2/12/97	Barquisimeto, VZ	Barquisimeto, VZ	Durham	0-0	7.36	4	0	0	0	0	12	61.2	47	25	21	13	89	4.108
95	Torres, Franklin	R	R	6-0	175	10/27/96	Maracay, VZ	Maracay, VZ	TAMPA BAY	0-2	4.43	2	0	0	0	0	3.2	4	3	3	1	3	1	0.000
97	Wenson, Harrison	R	R	6-3	235	4/21/95	Farmington Hills, MI	Farmington Hills, MI	Inland Empire	1-1	6.59	12	8	0	0	0	7	8	5	5	2	7	4	4.108
20	Alcantara, Arismendy S	R	R	5-10	170	10/29/91	Santo Domingo, DR	Santo Domingo, DR	Salt Lake	0-0	4.50	5	0	0	0	0	4	49	32	30	18	26	6	0.120
90	Rojo, Jose	L	R	6-0	200	2/24/93	Anaheim, CA	Anaheim, CA	CLEVELAND	0-1	5.40	16	0	0	0	0	8	16.2	18	11	10	9	18	4.082
76	Soto, Elliot	R	R	5-9	160	8/21/89	Elgin, IL	Elgin, IL	Columbus	2-1	4.91	25	0	0	0	0	2	29.1	28	17	16	11	45	0.000
59	Adell, Jo	R	R	6-3	215	4/8/99	Shelby, NC	Prospect, KY	Dunedin	0-0	0.00	1	0	0	0	0	1	1	0	0	0	0	1	0.000
81	Lund, Brennan	L	R	5-9	185	11/27/94	Salt Lake City, UT	South Jordan, UT	Burlingame	0-0	5.40	6	1	0	0	0	8.1	8	5	5	6	6	6	0.000
89	Marsh, Brandon	L	R	6-4	215	12/18/97	Buford, GA	Buford, GA	TOKONTO	0-2	7.27	5	5	0	0	0	17.1	24	15	14	6	24	0.034	
20	Alcantara, Arismendy S	R	R	5-10	170	10/29/91	Santo Domingo, DR	Santo Domingo, DR	Salt Lake	0-1	2.75	9	1	0	0	0	2	44.1	48	33	31	22	45	0.000
90	Rojo, Jose	L	R	6-0	200	2/24/93	Anaheim, CA	Anaheim, CA	Salt Lake	0-1	1.90	6	4	0	0	0	23.2	19	7	5	11	13	0.000	
76	Soto, Elliot	R	R	5-9	160	8/21/89	Elgin, IL	Elgin, IL	Lakebird	4-0	1.90	6	4	0	0	0	23.2	19	7	5	11	13	0.000	
59	Adell, Jo	R	R	6-3	215	4/8/99	Shelby, NC	Prospect, KY	Erie	1-0	2.25	1	1	0	0	0	8	4	4	2	2	1	13	0.139
81	Lund, Brennan	L	R	5-9	185	11/27/94	Salt Lake City, UT	South Jordan, UT	2019 Club(s)	AVG	G	AB	R	H	2B	3B	HR	RBI	BB	SO	SB	CS	SERVICE	
89	Marsh, Brandon	L	R	6-4	215	12/18/97	Buford, GA	Buford, GA	2019 Club(s)	AVG	G	AB	R	H	2B	3B	HR	RBI	BB	SO	SB	CS	SERVICE	



[40-MAN ROSTER: HOW ORIGINALLY ACQUIRED BY ANGELS]

AMATEUR FREE AGENT DRAFT [11]

Player	Draft	Phase	Round
RHP Justin Anderson	2014	Regular	14th
RHP Cam Bedrosian	2010	Regular	1st (29th overall)
RHP Griffin Canning	2017	Regular	2nd
INF David Fletcher	2015	Regular	6th
OF Michael Hermosillo	2013	Regular	28th
INF Jahmai Jones	2015	Regular	2nd
RHP Keynan Middleton	2013	Regular	3rd
INF Matt Thaiss	2016	Regular	1st (16th overall)
OF Mike Trout	2009	Regular	1st (25th overall)
INF/LHP Jared Walsh	2015	Regular	39th
INF Taylor Ward	2015	Regular	1st (26th overall)

SIGNED AS MAJOR LEAGUE FREE AGENT [4]

Player	Previous Organization	Date
C Jason Castro	Minnesota	Jan. 7, 2020
INF Albert Pujols	St. Louis	Dec. 10, 2011
INF Anthony Rendon	Washington	Dec. 13, 2019
RHP Julio Teheran	Atlanta	Dec. 21, 2019

SIGNED AS NON-DRAFTED/MINOR LEAGUE /INTERNATIONAL FREE AGENT [6]

Player	Previous Organization	Date
RHP Luke Bard	Minnesota	Feb. 18, 2019
RHP Jaime Barria	None	April 11, 2013
RHP Taylor Cole	Toronto	March 5, 2018
RHP/DH Shohei Ohtani	Nippon-Ham (Japan)	Dec. 9, 2017
LHP José Suarez	None	July 3, 2014
LHP Hector Yan	None	Aug. 20, 2015

ACQUIRED VIA TRADE [14]

Player	From	Date	For
RHP Matt Andriese	Arizona	Jan. 14, 2020	RHP Jeremy Beasley
C Anthony Bemboom	Tampa Bay	July 15, 2019	Cash considerations
RHP Dylan Bundy	Baltimore	Dec. 4, 2019	RHP Kyle Bradish, RHP Isaac Mattson, RHP Kyle Brnovich & RHP Zach Peck
RHP Ty Buttrey	Boston (with W. Jerez)	July 30, 2018	INF Ian Kinsler & cash considerations
LHP Andrew Heaney	Los Angeles (N.L.)	Dec. 11, 2014	INF Howie Kendrick
RHP Kyle Keller	Miami	Jan. 6, 2020	C Jose Estrada
INF Tommy La Stella	Chicago (N.L.)	Nov. 29, 2018	PTBNL (Conor Lillis-White)
RHP Felix Peña	Chicago (N.L.)	Oct. 9, 2017	PTBNL or cash considerations
LHP Dillon Peters	Miami	Nov. 21, 2018	RHP Tyler Stevens
INF Luis Rengifo	Tampa Bay	March 20, 2018	C.J. Cron (Feb. 17, 2018)
LHP Patrick Sandoval	Houston	July 26, 2018	C Martín Maldonado & international pool space
INF Andrelton Simmons	Atlanta (with J. Briceno)	Nov. 12, 2015	INF Erick Aybar, LHP Sean Newcomb, RHP Chris Ellis & cash considerations
C Max Stassi	Houston	July 31, 2019	OF Rainier Rivas & OF Raider Uceta
OF Justin Upton	Detroit	Aug. 31, 2017	RHP Grayson Long & RHP Elvin Rodriguez

CLAIMED OFF WAIVERS [5]

Player	Previous Organization	Date
OF Brian Goodwin	Kansas City	Mar. 27, 2019
RHP Mike Mayers	St. Louis	Nov. 1, 2019
LHP José Quijada	Miami	Feb. 10, 2020
RHP Noé Ramirez	Boston	Aug. 18, 2017
RHP Hansel Robles	New York (N.L.)	June 23, 2018





2020 NUMERICAL ROSTER

PLAYERS REPORTING TO SPRING TRAINING [62]

2	SIMMONS, ANDRELTON	INF	49	TEHERAN, JULIO	RHP
3	WARD, TAYLOR	OF	51	BARRIA, JAIME	RHP
4	RENGIFO, LUIS	INF	52	PETERS, DILLON	LHP
5	PUJOLS, ALBERT	INF	53	GOHARA, LUIZ**	LHP
6	RENDON, ANTHONY	INF	54	SUAREZ, JOSE	LHP
9	LA STELLA, TOMMY	INF	56	RAMÍREZ, NEIL**	RHP
10	UPTON, JUSTIN	OF	57	ROBLES, HANSEL	RHP
12	BEMBOOM, ANTHONY	C	58	MARKEL, PARKER**	RHP
16	CASTRO, JASON	C	59	ADELL, JO**	OF
17	OHTANI, SHOHEI	RHP/DH	60	MAYERS, MIKE	RHP
18	GOODWIN, BRIAN	OF	61	MILNER, HOBY**	LHP
19	BRICEÑO, JOSÉ	C	63	RODRIGUEZ, JOSÉ**	RHP
20	ALCANTARA, ARISMENDY**	INF	64	PEÑA, FELIX	RHP
21	HERMOSILLO, MICHAEL	OF	65	QUIJADA, JOSÉ	LHP
22	FLETCHER, DAVID	INF	66	RAMÍREZ, JC**	RHP
23	THAISS, MATT	INF	67	COLE, TAYLOR	RHP
24	RAMIREZ, NOÉ	RHP	68	KELLER, KYLE	RHP
25	WALSH, JARED	LHP/INF	71	DE HORTA, ADRIAN**	RHP
27	TROUT, MIKE	OF	72	YAN, HECTOR	LHP
28	HEANEY, ANDREW	LHP	74	JONES, JAHMAI	INF
31	BUTTREY, TY	RHP	76	SOTO, ELLIOT**	INF
32	BEDROSIAN, CAM	RHP	78	BALL, MATT**	RHP
33	STASSI, MAX	C	81	LUND, BRENNON**	OF
35	ANDRIESE, MATT	RHP	89	MARSH, BRANDON**	OF
37	BUNDY, DYLAN	RHP	90	ROJAS, JOSE**	INF
38	ANDERSON, JUSTIN	RHP	95	TORRES, FRANKLIN**	C
39	BARD, LUKE	RHP	96	PIÑA, KEINNER**	C
40	BARNES, JACOB**	RHP	97	WENSON, HARRISON**	C
43	SANDOVAL, PATRICK	LHP	98	KRUGER, JACK**	C
46	BUCHTER, RYAN**	LHP	99	MIDDLETON, KEYNAN	RHP
47	CANNING, GRIFFIN	RHP			
48	THOMPSON, JAKE**	RHP			

** Non-Roster Invitees (22)

PRONUNCIATIONS

Jo ADELL (Uh-DEL)	JAHMAI (juh-MY) Jones	Anthony RENDON (ren-DOHN)
Matt ANDRIESE (ann-DREESE)	Jack KRUGER (CREW-gur)	Luis RENGIFO (ren-HE-foe)
JAIME (HI-may) BARRIA (bar-EE-uh)	Tommy LA STELLA (luh-STEH-luh)	HANSEL (HAND-sol) ROBLES (ROBE-lace)
Cam BEDROSIAN (bed-ROZE-ee-un)	KEYNAN (KEE-nin) Middleton	Jose ROJAS (roh-HOSS)
Ryan BUCHTER (BOOK-ter)	Mike MAYERS (MY-erz)	Patrick SANDOVAL (SAN-doh-vahl)
José BRICEÑO (bree-SEN-yo)	SHOHEI (show-HEY) OHTANI (oh-TAWN-ee)	ANDRELTON (ANN-drull-ton) Simmons
Ty BUTTREY (butt-TREE)	Felix PEÑA (PAIN-yuh)	Max STASSI (STASS-ee)
Adrian DE HORTA (day-OR-taw)	KEINNER (KAY-ner) PINA (PEEN-yuh)	José SUAREZ (SWAR-ez)
Luiz GOHARA (go-HAR-uh)	Albert PUJOLS (POO-holes)	Julio TEHERAN (tay-RON)
Andrew HEANEY (HEE-nee)	NOÉ (no-EH) Ramirez	Matt THAISS (like 'ice')
Michael HERMOSILLO (her-mo-SEE-yo)	José QUIJADA (kee-HAH-dah)	HECTOR (EK-tor) YAN (YAHN)

IN-SEASON BIRTHDAYS [40-MAN & MANAGER/COACHES]

February

8th - Joe Maddon
13th - Ryan Buchter
26th - Luis Rengifo

March

9th - Brian Butterfield
15th - Max Stassi
31st - Ty Buttrey

April

26th - Hector Yan
28th - Kyle Keller

May

5th - John Mallee
6th - Matt Thaiss
11th - Griffin Canning;
Manny Del Campo

13th - Mickey Callaway
22nd - Jason Brown
31st - David Fletcher

June

3rd - José Molina
5th - Andrew Heaney
6th - Anthony Rendon;
Jesús Feliciano
15th - Jeremy Reed
18th - Jason Castro

July

5th - Shohei Ohtani
18th - Jaime Barria
30th - Jared Walsh

August

4th - Jahmai Jones
7th - Mike Trout
13th - Hansel Robles
16th - JC Ramírez
20th - Taylor Cole
25th - Justin Upton
28th - Matt Andriese
31st - Dillon Peters

September

4th - Andrelton Simmons
12th - Keynan Middleton
15th - Parker Markel
28th - Justin Anderson

October

2nd - Cam Bedrosian
13th - Luke Bard
18th - Patrick Sandoval
31st - Mike Gallego

MINOR LEAGUE



Jo Adell enters 2020 ranked by Baseball America as the top prospect in the Angels organization.



MINOR LEAGUE

FIELD COORDINATOR	Chad Tracy
FIELD COORDINATOR, LATIN AMERICA	Humberto Miranda
COORDINATOR, LATIN AMERICAN OPERATIONS	Michael Noboa
ASSISTANT FIELD COORDINATOR	Ryan Barba
OUTFIELD & BASE RUNNING COORDINATOR	Chris Constantine
INFIELD COORDINATOR	Hainley Statia
PITCHING COORDINATOR	Buddy Carlyle
ASSISTANT PITCHING COORDINATOR	Dylan Axelrod
PITCHING ANALYST	Jordan Oseguera
HITTING COORDINATOR	Damon Mashore
COORDINATOR, HITTING ANALYSIS	Ryan Parker
SPECIAL ASSIGNMENT CATCHING INSTRUCTOR	Bill Lachemann
MEDICAL COORDINATOR	Geoff Hostetter
STRENGTH & CONDITIONING COORDINATOR	Danny Escobar
REHAB MEDICAL COORDINATOR	Andrew Hawkins
RETURN TO PERFORMANCE STRENGTH & CONDITIONING COORDINATOR	Dylan Cintula
REHAB COACH	Kernan Ronan
MINOR LEAGUE EQUIPMENT MANAGER	Louie Raya
MINOR LEAGUE VIDEO COORDINATOR	Ryan Dundee
ASSISTANTS, CLUBHOUSE	Scott Newman, Nick Camacho

MINOR LEAGUE AFFILIATES

SALT LAKE BEES

CLASS AAA — PACIFIC COAST LEAGUE

SMITH'S BALLPARK
 77 West 1300 South
 Salt Lake City, UT 84115
 (801) 350-6900
 (801) 485-6818 FAX
 www.slbees.com



Owner	Gail Miller
President/General Manager	Marc Amicone
Sr. Vice President of Communications	Frank Zang
Director of Broadcasting	Steve Klauke
Communications Manager	Kraig Williams
Manager	Lou Marson
Pitching Coach	Jairo Cuevas
Hitting Coach	Brian Betancourth
Defensive Coach	Ray Olmedo
Trainer	Brian Reinker
Strength and Conditioning Coach	Adam Smith
2019 Record:	60-79 (3rd place)

ROCKET CITY TRASH PANDAS

CLASS AA — SOUTHERN LEAGUE

TOYOTA FIELD
 500 Trash Panda Way
 Madison, AL 35758
 (256) 325-1403
 www.trashpandasbaseball.com



President and CEO	Ralph E. Nelson, Jr.
Executive Vice President and General Manager	Garrett Fahrman
Director of Broadcasting & Baseball Information	Josh Caray
Manager	Jay Bell
Pitching Coach	Tim Norton
Hitting Coach	Matt Spring
Defensive Coach	Derek Florco
Trainer	Matt Morrell
Strength and Conditioning Coach	Jon Hill
2019 Record (Mobile BayBears):	50-86 overall (5th place)

INLAND EMPIRE 66ERS

CLASS A — CALIFORNIA LEAGUE

SAN MANUEL STADIUM
 280 South E. Street
 San Bernardino, CA 92401
 (909) 888-9922
 (909) 888-5251 FAX
 www.66ers.com



Co-Owner	Dave Elmore
Co-Owner	Donna Tuttle
General Manager	Joe Hudson
Director of Broadcasting	Steve Wendt
Manager	Jack Santora
Pitching Coach	Michael Wuertz
Hitting Coach	Kenny Hook
Defensive Coach	Franklin Navarro
Trainer	Yusuke Takahashi
Strength and Conditioning Coach	Ryan Orr
2019 Record:	57-82 overall (4th place)

MINOR LEAGUE

MINOR LEAGUE



BURLINGTON BEES

CLASS A — MIDWEST LEAGUE

COMMUNITY FIELD

2712 Mt. Pleasant St.
Burlington, IA 52601
(319) 754-5705
(319) 754-5882 FAX
www.gobees.com

President	Scott Zaiser
General Manager	Kim Parker
Director of Media Relations	Ted Gutman
Manager	Jack Howell
Pitching Coach	Tyler Anderson
Hitting Coach	Will Bradley
Defensive Coach	Trevor Nyp
Trainer	Nick Faclana
Strength and Conditioning Coach	Andrea Nufiez
2019 Record:	66-74 overall (6th place)



OREM OWLZ

ADVANCED ROOKIE — PIONEER LEAGUE

HOME OF THE OWLZ

970 West University Parkway
Orem, UT 84058
(801) 377-BALL (2255)
(801) 377-2345 FAX
www.oremowlz.com

Owners	Jeff & Jyll Katofsky
Chief Operating Officer	Rick Berry
Assistant General Manager	Julie Hatch
Manager	Andy Schatzley
Pitching Coach	Bo Martino
Pitching Coach	James Fort
Hitting Coach	Ryan Sebra
Hitting Coach	Daniel Ortega
Trainer	Alex Silcott
Strength and Conditioning	Henry Aleck
2019 Record:	30-46 overall (4th place)



TEMPE ANGELS

ROOKIE — ARIZONA LEAGUE

MINOR LEAGUE COMPLEX

2225 West Westcourt Way
Tempe, AZ 85282
(480) 858-7555
(480) 858-7550 FAX

Operations Manager	Louie Raya
Manager	Dave Stapleton
Pitching Coach	Tanner Reklaitis
Pitching Coach	Buddy Baumann
Hitting Coach	Casey Shaw
Hitting Coach	Tyler Jeske
Defensive Coach	Dylan Mazzo
Trainer	Maranda Huff
Strength and Conditioning	Omar Porras
2019 Record:	19-37 overall (8th place)



SAN PEDRO DE MACORIS ANGELS

ROOKIE — DOMINICAN SUMMER LEAGUE

ANGELS DOMINICAN COMPLEX

El Penon, San Pedro de Macoris, DR
(809) 591-1785

Manager	Hector De La Cruz
Pitching Coach	Jose Marte
Pitching Coach	Enrique Gonzalez
Hitting Coach	Raywilly Gomez
Hitting Coach	Anel De Los Santos
Catching Coach	Danilo Sanchez
Infield Coach	Berbani Martinez
Outfield Coach	Juan Zapata
Trainer	Rafael Abreu
Strength and Conditioning	Edison Oviedo & Chris Rodriguez
2019 Record:	23-40 overall (8th place)



MINOR LEAGUE



MINOR LEAGUE MANAGERS



JAY BELL

DOUBLE-A ROCKET CITY

Jay Bell enters his first season with the Angels organization at the helm of the Rocket City Trash Pandas for their inaugural season...For the past three seasons, Bell was a manager in the Yankees organization, winning the division each season in 2019 with Triple-A Scranton/Wilkes-Barre, 2018 with Double-A Trenton and 2017 Single-A Tampa... Prior to that he was the bench coach for the Cincinnati Reds (2014-15) and Arizona Diamondbacks (2005-2006), and hitting coach for the Pittsburgh Pirates (2013)...Drafted in the first round of the 1984 Draft, Bell went on to play parts of 18 seasons in the Major

Leagues for five organizations (Cleveland, Pittsburgh, Kansas City, Arizona, and New York Mets), winning a World Series ring in 2001 with the Diamondbacks and a Gold Glove in 1993 as a shortstop...He was the bench coach for Team New Zealand for the 2013 World Baseball Classic and Assistant Coach for Team USA in the 2010 Pan American Qualifying Team.

BELL'S MANAGERIAL RECORD

Year	Club	League	Won	Lost	Pct.	Finish
2017	Tampa	Florida	85	50	.630	1st*
2018	Trenton	Eastern	79	61	.564	1st*
2019	Scranton/Wilkes-Barre	International	76	65	.539	1st*
TOTALS (3 seasons)			240	176	.577	

*Reached playoffs



HECTOR DE LA CRUZ

DOMINICAN SUMMER LEAGUE

Hector De La Cruz begins his fifth season in Angels organization as manager of DSL Angels...Across the four seasons, DSL Angels have combined to post a 118-157 (.429) record...During 2019 campaign, the Halos went 23-40 (.365) finishing 8th in the South division...Finished 21-51 (.292) for 2018...In 2017, Club went 35-35 for a fourth place finish in the South division...DSL Angels finished at .500 or better in consecutive seasons for the first time since 2012 and 2013...Led Angels to 39-31 record in 2016 in first year as skipper, marking first winning season for DSL Angels since 2013...The .557 win percentage in 2016 was highest for any Angels affiliate club...Coached in

Dominican Winter League with Gigantes del Cibao (2012) and Estrellas Orientales (2013-14)...Spent 13 seasons coaching in Arizona Diamondbacks system, including seven years as a manager...Prior to 2016, last managed with Arizona Summer League D-backs in 2012...Spent two seasons (2010-11) at the helm of Rookie-level Missoula in Pioneer League and two years (2008-09) managing Double-A Mobile...In 2007, led Adv.-A Visalia to California League North Division Championship and swept Modesto in first round of playoffs before losing to San Jose in Championship Series...Won Pioneer League Championship in 2006 as manager at Missoula...Served as hitting coach with Single-A South Bend from 2003-04...Was hitting coach with Missoula in 2002...Began coaching career for DSL D-backs in 2000...Played seven seasons in Toronto Blue Jays system from 1984-90...Played in five games during 1991 season with Yomiuri Giants in Japanese Central League...Ended playing career in Mexican League in 1999.

DE LA CRUZ'S MANAGERIAL RECORD

Year	Club	League	Won	Lost	Pct.	Finish
2006	Missoula	Pioneer	42	34	.553	2nd
2007	Visalia	California	77	63	.550	1st*
2008	Mobile	Southern	58	79	.423	5th
2009	Mobile	Southern	66	74	.471	3rd
2010	Missoula	Pioneer	28	47	.373	4th
2011	Missoula	Pioneer	41	35	.539	3rd*
2012	Diamondbacks (DSL)	Dominican Summer	27	29	.482	4th
2016	Angels (DSL)	Dominican Summer	39	31	.557	3rd
2017	Angels (DSL)	Dominican Summer	35	35	.500	4th
2018	Angels (DSL)	Dominican Summer	21	51	.292	8th
2019	Angels (DSL)	Dominican Summer	23	40	.365	8th
TOTALS (11 seasons)			457	518	.469	

*Reached playoffs

MINOR LEAGUE



JACK HOWELL

SINGLE-A BURLINGTON

Former Angels infielder Jack Howell returns for his fifth season with the Halos organization and third as manager of the Bees...During his second season as manager of Burlington, saw Club go 66-74 (.471) and was voted the Minor League Manager of the Year by the Angels...Was the organization's Field Coordinator in 2016 and 2017 after spending the previous four years (2012-15) as Field Coordinator for the Seattle Mariners...In 2011, held title of minor league hitting coordinator in the Florida Marlins system...Worked in Arizona Diamondbacks organization for nine seasons (2002-10) including two seasons as the Major League hitting coach (2009-10)...

Served as Diamondbacks Minor League Field Coordinator from 2005-08 after a season as the Minor League Hitting Coordinator in 2004...Was hitting coach at Triple-A Tucson in 2003...Managed Adv-Rookie Missoula in Pioneer League in 2002, leading the Osprey to a 35-41 record...Had an 11-year Major League playing career with Angels (1985-91, '96-97), Padres (1991) and Astros (1998-99)...Hit .239 (632/2639) with 108 home runs and 337 RBI in 941 career MLB games...Played four seasons in Japan with Yakult (1992-94) and Yomiuri (1995) and hit 100 home runs, including a league-leading 38 homers in 1992 for the Swallows...Was named the Nippon Professional Baseball Central League MVP in 1992, becoming one of four American-born players to win the award...In 1993 helped lead Yakult to Japan Series championship...Originally signed by Angels in 1983 as a non-drafted free agent out of the University of Arizona where he played one season, following two years at Pima Community College (Tucson)...Howell is a member of the University of Arizona Sports Ring of Honor...His father Jack Sr., played basketball at the University of Arizona from 1948-52 and helped lead the Wildcats to three postseason appearances...His mother, Melba, is in the Pima County (AZ) Sports Hall of Fame as a bowler...A native of Tucson, AZ, Howell now resides in Wichita, KS with his wife, Kelly...He has four children, Joshua (Lori), Dallas (Kerri), Hunter and Haley and two grandchildren, Keira and Easton...Jack and Kelly Howell host a Celebrity Golf Tournament each year raising support for Tucson Alliance for Autism (TAAFA) in honor of their daughter Haley.

HOWELL'S MANAGERIAL RECORD

Year	Club	League	Won	Lost	Pct.	Finish
2002	Missoula	Pioneer	35	41	.461	T6th
2018	Burlington	Midwest	50	84	.373	8th
2019	Burlington	Midwest	66	74	.471	6th
TOTALS (3 seasons)			151	199	.431	



LOU MARSON

TRIPLE-A SALT LAKE

Former big league catcher enters his fourth season in the Angels organization, third as a manager and second in Triple-A...In his first year at the helm of Triple-A Salt Lake, the Bees finished with a 60-79 record...Spent 2018 managing Double-A Mobile where they recorded winning records at home (18-15), away (19-16) and against division opponents (22-18)...In 2017, held title of hitting coach for Salt Lake...Under his tutelage, saw several Bees hit over .300 that season including Carlos Perez, Shane Robinson, Ramon Flores and Kaleb Cowart...Retired from baseball in 2016 following a six-year big league career with the Indians and Phillies...Compiled a career

.219 (168/768) average with 39 doubles, four triples, five home runs and 60 RBI across 261 Major League games...Signed with the Angels as a free agent Feb. 8, 2016 before retiring.

MARSON'S MANAGERIAL RECORD

Year	Club	League	Won	Lost	Pct.	Finish
2018	Mobile	Southern	66	70	.485	4th
2019	Salt Lake	Pacific Coast	60	79	.432	3rd
TOTALS (2 seasons)			126	149	.458	

MINOR LEAGUE



MINOR LEAGUE MANAGERS



JACK SANTORA

SINGLE-A INLAND EMPIRE

Jack Santora begins his fourth season in the Angels organization and first as manager of Inland Empire...In 2019, he was named manager for the Rookie Level Orem Owlz and led the team to a 30-46 record, an eight-win improvement over 2018... Made his professional managerial debut with the AZL Angels in 2018 with a 16-38 record...Spent the 2017 campaign with Single-A Burlington as a defensive coach... Prior to coaching career, spent eight seasons (2007-13 & 2016) playing in the Italian Baseball League for Telemarket Rimini and T&A San Marino...Played six seasons in the minor leagues for Arizona (1999-02), San Diego (2003) and Philadelphia (2004)...Finished the 2003 season playing independent baseball for the Newark Bears of the Atlantic League...Was a member of the Italian National Team for the 2006, 2010 and 2013 World Baseball Classics...Originally drafted by the Arizona Diamondbacks in the 19th round of the 1999 First-Year Player Draft out of UCLA...Was college teammates with former Angel Troy Glaus...Prepped at Monterey High School (CA).

SANTORA'S MANAGERIAL RECORD

Year	Club	League	Won	Lost	Pct.	Finish
2018	AZL Angels	Arizona	16	38	.296	6th
2019	Orem	Pioneer	30	46	.395	4th
TOTALS (2 seasons)			46	84	.354	



ANDY SCHATZLEY

ROOKIE LEVEL OREM

Andy Schatzley makes his managerial debut in 2020 with the Orem Owlz...He spent the last eight years as the Associate Head Baseball Coach, Recruiting Coordinator, and Offensive & Defensive Instructor at Harding University...Previously served as an Assistant Coach and Graduate Assistant with Emporia State University and Lubbock Christian University, while also coaching in two collegiate summer leagues...Holds a Bachelor's Degree in History and a Master's Degree in Organizational Leadership... He played collegiately at Pratt Community College (2004-06) in Pratt, Kansas, and at Lyon College (2006-08) in Batesville, Ark...Schatzley and his wife Sarah, have two children, Liza and Walker.

MINOR LEAGUE



San Manuel Stadium - Home of the Inland Empire 66ers



DAVE STAPLETON

ROOKIE LEVEL TEMPE

Dave Stapleton enters his seventh season in Angels organization and third as manager in the Arizona Summer League...2019 AZL Angels finished season with a 19-37 record... In first campaign at helm of the AZL Angels, Club won 30 games and finished second in the East Division in 2017...Managed Orem in Pioneer League in 2014, 2015, 2016 and 2018...In 2016, led Orem to Pioneer League Championship with sweep of Billings in Championship Series...In 2015, led Owlz to a 24-14 first-half record, winning the first-half title but fell in the Pioneer League South division playoff series...Guided Owlz to a 42-33 record and a playoff berth in 2014, where Owlz were defeated by Billings in the Championship Series...Previously coached his alma mater Grand Canyon University for 17 seasons, including more than 10 years as head coach with a 256-290 (.469) record with the Antelopes...The GCU softball stadium, Stapleton-Pierson Stadium, is partially named after him...Spent six seasons in the Milwaukee Brewers organization as a left-handed relief pitcher from 1984-89...Pitched 10 Major League games for Milwaukee (1987-88), finishing with a 2-0 record and 3.81 (28.1 IP - 12 ER) career ERA...In 1987, across Double-A, Triple-A and the Majors, went 13-3 with a 3.68 ERA...Lives in Arizona with wife, Patti, and their two kids, Kadi and Dakota.

STAPLETON'S MANAGERIAL RECORD

Year	Club	League	Won	Lost	Pct.	Finish
2014	Orem	Pioneer	42	33	.560	2nd*
2015	Orem	Pioneer	41	35	.539	2nd*
2016	Orem	Pioneer	38	38	.500	#T2nd*
2017	AZL Angels	Arizona	30	26	.536	2nd
2018	Orem	Pioneer	22	54	.289	4th
2019	AZL Angels	Arizona	19	37	.339	8th
TOTALS (6 Seasons)			192	223	.463	
#Won League Championship		*Reached playoffs				



MINOR LEAGUE

MARA FORCEY AWARD

The Mara Forcey Award recognizes a member of the minor league staff for their outstanding dedication to the organization.

The award is named after an Angels staff member who lost her battle with cancer in 1993. Forcey was a model employee and friend to all.

2019 Mara Forcey Award Winner: Chris Constantine



MINOR LEAGUE STAFF



DYLAN AXELROD

ASSISTANT PITCHING COORDINATOR

Dylan Axelrod enters his first year with the Angels organization...The former pitcher with the White Sox (2011-13) and Reds (2014-15) was drafted 30th round in 2007 by the Padres...Pitched for Team Israel in the World Baseball Classic in 2017...Played two years for UC Irvine, where he returned last year to serve as their strength and conditioning coach...Co-founded 3D Elite Performance in 2019...From 2017-19, he was the director of baseball operations and performance specialist for P3 Performance.



RYAN BARBA

ASSISTANT FIELD COORDINATOR

Barba begins his eighth season in the Angels organization...Managed Inland Empire for last two years to a 124...Previously was the hitting coach for Double-A Mobile (2017), Single-A Inland Empire (2016), Single-A Burlington (2015), Rookie-level Orem (2014) and the AFL Angels (2013)...Prior to professional coaching debut, was an assistant coach in 2011 and 2012 at alma mater, the University of New Mexico... Played four minor league seasons with the Brewers (2006-07) and Braves (2009-10)...Middle infielder tallied a career .205 (157/766) average with 34 doubles, four

triples, three home runs and 71 RBI in 242 minor league games...Signed with the Brewers as a non-drafted free agent prior to the 2006 season...Between stints with the Brewers and Braves, played one season (2008) of independent league baseball with the Yuma Scorpions of the Golden Baseball League...Attended the University of New Mexico after prepping at Chatsworth High School (CA).



BUDDY CARLYLE

PITCHING COORDINATOR

Nine-year Major League veteran, Buddy Carlyle enters his fourth season in the Angels organization and first as Pitching Coordinator after two years as Assistant Pitching Coordinator...Was Double-A Mobile's pitching coach during the 2017 campaign...During the season, worked with future Angels Justin Anderson and Jaime Barria...In 2016, made coaching debut after being hired by the Atlanta Braves as an assistant coach and manager of replay review protocol...Retired from baseball prior to the 2016 season...Appeared in 150 career games with the Padres, Dodgers, Braves, Yankees and Mets going 13-13 with 5.14 ERA...Also saw action across four different seasons in Japan (2001, 2002 and 2010) and Korea (2006)...Originally drafted by the Cincinnati Reds in the second round of the 1996 draft.



CHRIS CONSTANTINE

OUTFIELD, BASE RUNNING & BUNTING COORDINATOR

Constantine begins his second season in the Angels organization, following four seasons as an assistant coach for the Orleans Firebirds of the Cape Cod League...Club is based in Orleans, Massachusetts...Has also made coaching stints with Winston-Salem State University, University of Maryland, Eastern Shore and the United States Naval Academy...During time with the Midshipmen, team won back-to-back Patriot League championships...During '16 campaign, Naval Academy notched its first victory

in NCAA Tournament in over 10 years...Played collegiate baseball for Winston-Salem State University and was named a 2012 USCAA Academic All-American...Played two seasons of Independent League baseball in the Pecos League following college career...Appeared with the Taos Blizzard (Taos, NM) in 2013 and Douglas Diablos (Douglas, AZ) in 2014.

MINOR LEAGUE



BILL LACHEMANN

**SPECIAL ASSIGNMENT
CATCHING COORDINATOR**

Returns for 36th season in Angels organization (since 1985) and 17th as Angels' Special Assignment Catching Coordinator...Spent two seasons as coach at Salt Lake (2001-02) and two seasons at Erie (1999-2000)...Managed rookie-level Butte for two seasons (1997-98), compiling 56-92 record...Served as bullpen coach for Angels in 1995 and 1996, joining brother Marcel Lachemann's staff, Sept. 22, 1994...Bill has also guided Angels affiliates in Mesa (1990-94), Palm Springs (1987-89) and Quad Cities (1985-86)...Led Palm Springs to first half title in 1988...Before joining Angels organization, spent nine seasons as minor league coach with San Francisco (1976-84)...Coached at Great Falls (1976-81), Fresno (1982) and Clinton (1983-84)...Played six minor league seasons (1955-61) in Dodgers organization...In 1982, played in one game as back-up catcher with Fresno in first playing appearance in 19 years and handled one putout while not recording a plate appearance...Graduated from College of Great Falls (MT) in 1971 with bachelor's degree in teaching...Earned All-City honors as catcher at Dorsey High in Los Angeles (CA), where he was a teammate of Hall of Fame manager Sparky Anderson...Brother Marcel is Angels' Special Assistant to the General Manager and brother Rene was a former manager of the Marlins, Brewers and Mariners...Bill has three children (Colleen, Bill and Tim)...Resides in Great Falls, MT...Full name is William Charles Lachemann.



DAMON MASHORE

HITTING COORDINATOR

Former Angel outfielder and minor league coach enters his sixth season on the Angels coaching staff...During 2017 and 2018 campaigns, was the Rangers minor league base running coordinator...Worked in the Dodgers organization from 2012-16...During time with Los Angeles, worked as the organization's roving hitting instructor (2015-16) and base running coordinator (2012-14)...Coached for the Halos organization from 2008-11 in various capacities...Served as interim manager for Single-A Inland Empire in 2011 replacing Tom Gamboa...Was the Inland Empire hitting coach from 2009-11 after holding the same role with Single-A Cedar Rapids in 2008...Made managerial debut with Arizona's Single-A Missoula in 2007...Club finished with a 26-50 record...Began coaching career with Arizona, working as a hitting coach with Single-A High Desert in 2003, Double-A El Paso in 2004 and Single-A Lancaster in 2005 and 2006...A former 9th round draft pick by the Oakland A's in 1991, went on to play three big league seasons with the A's (1996-97) and Angels (1998), batting a combined .249 (120/482) with 23 doubles, three triples, eight home runs and 41 RBI...Resides in Eagle, ID and has two children Tevis and Dalton...Brother Justin was the assistant hitting coach for the Rangers in 2018...Father Clyde played in 241 big league games with the Reds and Expos from 1969-73.



KERNAN ROMAN


REHAB COACH

Begins 32nd season with the Angels and fourth with title of Rehab Coach...Spent four years as Angels Rehab Pitching Coordinator...Previous six seasons was the organization's Roving Pitching Coordinator...Winner of 2009 Mara Forcey Award for Minor League Employee of the Year, given to member of staff for outstanding commitment and dedication...Spent 2005 and 2006 as pitching coach for Single-A Cedar Rapids...Previously was pitching coach at Double-A Arkansas (2004), Rookie-level Provo (2002-03), Single-A Rancho Cucamonga (2001), Single-A Lake Elsinore (1998-2000), Rookie-level Butte (1997), Double-A Midland (1991-96) and Single-A Palm Springs (1989-90)...Before joining Angels, he coached one season (1987) at South Mountain Community College...Played five seasons in Giants organization (1981-1985) after being selected in 18th round of 1981 June amateur draft...Pitched two seasons (1980-81) at Northern Arizona University and two seasons (1978-79) at Glendale Community College...Also played quarterback for Glendale football team one season...Earned business degree from Arizona State University in 1989...Attended Brophy Prep School in Phoenix, AZ...Served as pitching coach for 2005 Surprise Scorpions in Arizona Fall League...Has also coached winter leagues in Dominican Republic, Venezuela and Mexico...Resides in Phoenix, AZ with wife, Diane.





MINOR LEAGUE STAFF



HAINLEY STATIA

INFIELD COORDINATOR

Former Angels farmhand enters his second year as the Angels organization's roving infield coordinator...During the 2017 and 2018 seasons, was hitting coach for Milwaukee's Single-A Wisconsin Timber Rattlers...Made coaching debut in 2016 as the hitting coach for the Arizona League Brewers...The Curacao native was initially drafted by the Angels in the 9th round of the 2004 draft and played six seasons in the Halo system, reaching as high as Triple-A Salt Lake in 2010...Named as a Mid-Season All-Star in 2006 with Cedar Rapids and 2007 with Rancho Cucamonga...After becoming a minor league free agent prior to the 2011 season, signed with the Milwaukee Brewers and played four more minor league seasons before retiring.



CHAD TRACY

FIELD COORDINATOR

2019 marks sixth season in the Angels organization and third as Field Coordinator...Managed Single-A (Adv.) Inland Empire in 2016 and 2017 after making managerial debut in 2015 with Single-A Burlington...2017 66ers went 65-70 and finished third in the South Division...Club's .265 team average ranked second in the California League...In 2015, during first stint as a manager with Burlington, went 63-76 and managed future big leaguers Keynan Middleton and Justin Anderson...Originally drafted by Texas in the third round of the 2006 First-Year Player Draft out of Pepperdine University, he spent six seasons in the Rangers system and played at the Triple-A level with Oklahoma City and Round Rock in 2010 and 2011...Played the 2012 season with Rockies Triple-A affiliate Colorado Springs and started 2013 with Royals Triple-A affiliate Omaha...In his nine seasons as a professional, compiled a .267 career average with 159 home runs and 706 RBI...Is the son of Jim Tracy, who has managed 11 seasons in the Majors with the Dodgers (2001-05), Pirates (2006-07) and Rockies (2009-12) and was named National League Manager of the Year in 2009.

MINOR LEAGUE





The Angels' farm system concluded the 2019 season with a 305-444 (.407) record overall. Fourteen players were named to their respective league's Mid-Season All-Star Teams. Nine players made their MLB debuts this year: **RHP Griffin Canning**, **LHP Jose Suarez**, **LHP Patrick Sandoval**, **INF/RHP Jared Walsh**, **RHP Matt Ramsey**, **INF Luis Rengifo**, **INF Matt Thaiss**, **RHP Jose Rodriguez** and **LHP Miguel Del Pozo**.

SALT LAKE BEES (60-79)



FINAL STATS ▶

The Salt Lake Bees, led by manager **Lou Marson**, finished in third place in the Pacific Southern Division of the Pacific Coast League.

- Team combined for 222 home runs beating the franchise record (185 in 2000).
- INF/RHP Jared Walsh: Named All-PCL Team DH,... Led PCL in OPS (1.109) and ranked third in home runs (36).
- INF/OF Taylor Ward: Named to Mid-Season All-Star Team...Ranked second in PCL in OBP (.427).
- OF Jo Adell: Promoted from Mobile on Aug. 1, and slashed .286/.356/.454 between both teams...Named to MLB All-Star Futures Team
- INF Jose Rojas: Led PCL in RBI (107), XBH (77) and TB (297), and was second with 39 doubles.

MOBILE BAYBEARS (50-86)



FINAL STATS ▶

In their final season in Mobile, the BayBears, led by manager **David Newhan**, finished in fifth place in the Southern Division of the Southern League.

- **OF Brandon Marsh**: Named to Southern League Mid-Season and Post-Season All-Star Team... Ranked third in Southern League in OBP (.383), and was fourth in batting average (.300).
- **INF Jhoan Urena**: Slashed .261/.337/.404 with 34 doubles and 56 RBI
- **C Jack Kruger**: Named to Southern League Mid-Season All-Star Team.

INLAND EMPIRE 66ERS (57-82)



FINAL STATS ▶

The Inland Empire 66ers, led by manager **Ryan Barba**, finished in fourth place in the Southern Division of the California League.

- The 66ers hosted the 2019 California League Mid-Season All-Star Game and had five representatives selected to the team: **RHP Austin Warren**, **RHP Jorge Tavaraz**, **RHP Kyle Bradish**, **RHP Oliver Ortega** and **OF Torii Hunter Jr.** (DNP)
- **OF Orlando Martinez**: Slashed .263/.325/.434 and had 49 RBI on the season
- **OF Gareth Morgan**: Tied for fourth in Cal League in home runs (21) in just 52 games played

BURLINGTON BEES (66-74)



FINAL STATS ▶

The Burlington Bees, led by manager **Jack Howell**, finished in sixth place in the Western Division of the Midwest League.

- Three Bees were named to the Midwest League Mid-Season All-Star Team: **RHP Jose Soriano**, **RHP Robinson Pina** and **RHP Crisopher Molina**.
- **RHP Jose Soriano** (3.2 IP), **RHP Parker Joe Robinson** (1.1 IP), **LHP Hector Yan** (3 IP) and **RHP Chad Sykes** (2 IP) threw a 10-inning combined no-hitter on Aug. 27 vs. Beloit.
- **RHP Kyle Tyler** tossed two complete games.



2019 MINOR LEAGUE REVIEW

OREM OWLZ (30-46)



FINAL STATS ▶

The Orem Owlz, led by manager **Jack Santora**, finished in fourth place in the Southern Division of the Pioneer League.

- **INF Jeremiah Jackson:** Named to Pioneer League Mid-Season All-Star Team...Led Pioneer League in home runs (23) and RBI (60), was fourth in slugging (.605) and fifth in OPS (1.049).
- **RHP Matt Leon:** Had third best ERA (3.64) in Pioneer League, third best WHIP (1.17) and best BAA (.230) among qualifiers
- **INF D'Shawn Knowles:** Named to Pioneer League Mid-Season All-Star Team

DSL ANGELS (23-40)



FINAL STATS ▶

The DSL Angels, led by manager **Hector De La Cruz**, finished in eighth place in the Southern Division of the DSL League.

- **OF Nataneal Santana:** Led team slashing .258/.399/.379
- **RHP Gabriel Tapia:** In 12 games (eight starts), pitched to a 2.57 ERA (49 IP - 14 ER) and tallied 47 strikeouts.
- **LHP Samuel Perez:** Led team with four saves and recorded 38 strikeouts in 28.2 IP while holding opponents to a .182 average (18/99)

AZL ANGELS (19-37)



FINAL STATS ▶

The AZL Angels, led by manager **Dave Stapleton**, finished in eighth place in the Eastern Division of the AZL League.

- **LHP Seth Ballew:** Finished season with a 4-0 record, 1.38 ERA and a .143 BAA
- **INF Cristian Gomez:** Led team slashing .265/.346/.395

NICK KAMZIC SCOUT OF THE YEAR AWARD

The Nick Kamzic Award is given annually to the Angels' scout who epitomizes the dedication, perseverance and excellence demonstrated by the award's namesake. Nick Kamzic, a Chicago-based scout in the Angels' organization for 39 seasons, joined the franchise in its initial 1961 season (he proudly called himself "Mr. Autry's first hire") and continued scouting for the Angels through the 1999 season. Named the National Scout of the Year (Midwest) in 1996, he passed away from heart failure, Dec. 12, 2000, one week before his 82nd birthday. Like the many hard-working and dedicated scouts who proudly represent baseball throughout the nation, the following individuals demonstrate those special qualities that have earned them recognition as the Angels' Scout of the Year:

1996 — Moose Stubing

1997 — Darrell Miller

1998 — Tony LaCava

1999 — Tom Burns

2000 — Tim Corcoran

2001 — Marc Russo/Leo Perez

2002 — Kevin Ham

2003 — Clay Daniel/Rich Schlenker

2004 — Mike Silvestri/Dale Sutherland

2005 — Ron Marigny/Brad Sloan

2006 — Jack Uhey/Jeff Schugel

2007 — Tom Kotchman

2008 — Chris McAlpin

2009 — Scott Richardson

2010 — Greg Morhardt

2011 — John Gracio

2012 — Ralph Reyes

2013 — Joel Murrie

2014 — Nick Gorneault

2015 — Brandon McArthur

2016 — Ric Wilson

2017 — Ryan Leahy

2018 — Brian Tripp

2019 — Jason Baker/Chris McAlpin



ANGELS ORGANIZATIONAL PLAYERS OF THE YEAR

Minor League Player of the Year	Jeremiah Jackson
Minor League Pitcher of the Year	Hector Yan
Minor League Defensive Player of the Year	Brandon Marsh

MONTHLY ORGANIZATION HONORS

APRIL

Player of the Month	INF Jose Rojas (.326, 4 2B, 6 HR, 20 RBI, 7 BB, 16 R)
Pitcher of the Month	LHP Patrick Sandoval (3.60 ERA, 7 BB, 32 SO, 20 IP, 8 ER, .184 BAA)
Defensive Player of the Month	INF Livan Soto

MAY

Player of the Month	OF Brandon Marsh (.347, 9 2B, 7 RBI, 16 BB, 8 R, 5 SB)
Pitcher of the Month	RHP Jose Soriano (2-3, 3.76 ERA, 13 BB, 37 SO, 26.1 IP, 11 ER)
Defensive Player of the Month	OF Torii Hunter Jr.

JUNE

Player of the Month	OF Jo Adell (.392, 9 2B, 3 HR, 11 RBI, 7 BB, 15 R, 4 SB)
Pitcher of the Month	LHP Hector Yan (2-0, 2.19 ERA, 12 BB, 34 SO, 24.2 IP, 6 ER)
Defensive Player of the Month	C Julian Leon

JULY

Player of the Month	INF/RHP Jared Walsh (.358, 7 2B, 13 HR, 29 RBI, 17 BB, 28 R, 1.307 OPS)
Pitcher of the Month	LHP Hector Yan (2-1, 3.04 ERA, 7 BB, 34 SO, 23.2 IP, 8 ER)
Defensive Player of the Month	INF Jahmai Jones

AUGUST

Player of the Month	INF Jeremiah Jackson (.338, 4 2B, 1 3B, 9 HR, 21 RBI, 7 BB, 17 R, 2 SB)
Pitcher of the Month	RHP Robinson Pina (2-0, 2.78 ERA, 12 BB, 39 SO, 22.7 IP, 7 ER)
Defensive Player of the Month	OF Brandon Marsh

MINOR LEAGUE



ANGELS' MINOR LEAGUE AFFILIATE HISTORY

Triple-A	Double-A	High-A	Low-A
Salt Lake, 2001-Edmonton, 1999-2000	Rocket City, 2020-Mobile, 2017-19	Inland Empire, 2011-Rancho Cucamonga, 2001-10	Burlington, 2013-Cedar Rapids, 1993-2012
Vancouver, 1993-98	Arkansas, 2001-16	Lake Elsinore, 1994-2000	Quad Cities, 1985-92
Edmonton, 1983-92	Erie, 1999-2000	Palm Springs, 1990-93	Palm Springs, 1985-89
Spokane, 1982	Midland, 1985-1998		Redwood, 1981-85
Salt Lake, 1971-81	Waterbury, 1984		Peoria, 1983-84
Hawaii, 1969-70	Nashua, 1983		Danville, 1982
Seattle, 1965-68	Holyoke, 1981-82		Salinas, 1973-80
Hawaii, 1962-64	El Paso, 1973-80		Quad Cities, 1963-78
Dallas-FW, 1961	Shreveport, 1971-72		Stockton, 1972
	El Paso, 1965-70		San Jose, 1963-69
	Reynosa, 1963-65		Tri-City, 1963-64
	Nashville, 1963		Class D Quad City, 1962
			Class C San Jose Bees, 1962
			Class D Statesville Owls, 1961
	Advanced Rookie	Rookie	
	Orem, 2005-	AZL Angels, 2001-	
	Provo, 2001-2004	DSL Angels, 1998-	
	Butte, 1997-2000	AZL Angels, 1989-96	
		Idaho Falls, 1967-81	



2019 MINOR LEAGUE AWARDS

ANGELS INDIVIDUAL HONORS

Jo Adell, OF	Organizational Player of the Month (June) 2019 Futures Game All-Star Team Selection
D.C. Arendas, INF	Midwest League Player of the Week May 6-May 12
Jeremy Beasley, RHP	Southern League Pitcher of the Week April 22-28
Kyle Bradish, RHP	California League Pitcher of the Week April 22-28 California League Mid-Season All-Star Selection
Ryan Clark, RHP	Southern League Mid-Season All-Star Selection
Chris Constantine	Mara Forcay Award
Connor Fitzsimons, C	Midwest League Player of the Week June 24-30
Jack Howell	Angels Minor League Manager of the Year
Torii Hunter Jr., OF	Organizational Defensive Player of the Month (May) California League Mid-Season All-Star Selection
Jeremiah Jackson, INF	Angels Minor League Player of the Year Pioneer League Mid-Season All-Star Team Selection Pioneer League Player of the Week August 12-18 Organizational Player of the Month (August)
Jahmai Jones, OF	Pioneer League Post-Season All-Star Team Selection Southern League Player of the Week July 22-28 Organizational Defensive Player of the Month (July)
D'Shawn Knowles, OF	Pioneer League Mid-Season All-Star Team Selection
Jack Kruger, C	Southern League Mid-Season All-Star Selection
Julian Leon, C	Organizational Defensive Player of the Month (June)
Matt Leon, RHP	Pioneer League Pitcher of the Week June 24-30
Brandon Marsh, OF	Angels Defensive Player of the Year Aaron Cox Award Organizational Player of the Month (May) Southern League Mid-Season All-Star Selection Organizational Defensive Player of the Month (August) Southern League Post-Season All-Star Selection
Cristopher Molina, RHP	California League Mid-Season All-Star Game Selection
Gareth Morgan, OF	MiLB.com California League Player of the Month (July)
Oliver Ortega, RHP	California League Mid-Season All-Star Selection
Robinson Pina, RHP	Midwest Mid-Season All-Star Game Selection Organizational Pitcher of the Month (August)
Jose Rojas, INF	Organizational Player of the Month (April) Pacific Coast League RBI Leader
Patrick Sandoval, LHP	Organizational Pitcher of the Month (April)
Jose Soriano, RHP	Organizational Pitcher of the Month (May) Midwest Mid-Season All-Star Team Selection
Livan Soto, INF	Organizational Defensive Player of the Month (April)
Jorge Tavarez, RHP	California League Mid-Season All-Star Team Selection
Jared Walsh, INF/RHP	Organizational Player of the Month (July) Pacific Coast League Post-Season All-Star Selection
Taylor Ward, INF/OF	Pacific Coast League Mid-Season All-Star Selection
Austin Warren, RHP	California League Mid-Season All-Star Team Selection
Hector Yan, LHP	Angels "Howie Gershberg Minor League Pitcher of the Year" Award Organizational Pitcher of the Month (June) Organizational Pitcher of the Month (July)

HOWIE GERSHBERG MINOR LEAGUE PITCHER OF THE YEAR AWARD

The Angels' Minor League Pitcher of the Year award has been re-named the "Howie Gershberg Minor League Pitcher of the Year" award after the Angels' late minor league pitching instructor. Gershberg joined the Angels' farm system in 1985 and during his tenure, served as a minor league pitching coach and coordinator. He served the organization faithfully for 19 seasons before succumbing to cancer on Nov. 19, 2003. Gershberg's playing career included stints with the Brooklyn Dodgers and New York Giants in the 1950's. He had a passion for the game and dedicated his life to working with and developing quality pitchers including: John Franco, Chuck Finley, Troy Percival, Scot Shields, John Lackey and Francisco Rodriguez.





ANGELS 2019 ORGANIZATIONAL LEADERS

BATTING TOP 10 (min. 2.7 PA/ team game)

BATTER, CLUB	AVG	HR	RBI
Jared Walsh, SL	.325	36	86
Taylor Ward, SL	.306	27	71
Jose Rojas, SL	.293	31	107
Brennon Lund, SL	.284	8	51
Brandon White, ORM	.281	2	11
Johan Sala, ORM	.266	4	20
Jarrett Parker, SL	.266	24	75
Jeremiah Jackson, ORM	.266	23	60
Cristian Gomez, AZL	.265	2	24
Jordyn Adams, BUR	.250	7	31

HOME RUNS

BATTER, CLUB	HR	WINS	CLUB	WINS
Walsh, Jared SL	36	Tyler, Kyle	BUR/IE	10
Rojas, Jose SL	31	Smith, Tyler	BUR/IE	7
Ward, Taylor SL	27	<i>5 players tied with 6 wins</i>		
Parker, Jarrett SL	24			
Jackson, Jeremiah ORM	23			

RBI

BATTER, CLUB	RBI	SAVES	CLUB	SV
Rojas, Jose SL	107	Jewell, Jake	SL	8
Walsh, Jared SL	86	Clark, Ryan	MOB	6
Parker, Jarrett SL	75	Smith, Tyler	BUR	6
Ward, Taylor SL	71	Hofackett, Adam	MOB	6
Jackson, Jeremiah ORM	60	Beltre, Dario	MOB	6

STOLEN BASES

BATTER, CLUB	SB	STRIKEOUTS	CLUB	SO
Williams, Nonie BUR	23	Yan, Hector	BUR	148
Marsh, Brandon MOB	18	Pina, Robinson	BUR	146
Hunter Jr., Torii IE	16	Ortega, Oliver	IE	121
Gill, Starlin DSL	15	Bradish, Kyle	IE	120
Deveaux, Trent ANG	14	Criswell, Cooper	IE	111

BASEBALL AMERICA'S TOP ANGELS PROSPECTS

2013

- Kaleb Cowart, 3B
- Nick Maronde, LHP
- C.J. Cron, 1B
- Mike Clevinger, RHP
- Austin Wood, RHP
- Randal Grichuk, OF
- Taylor Lindsey, 2B
- R.J. Alvarez, RHP
- Mark Sappington, RHP
- Alex Yarbrough, 2B

2017

- Jahmai Jones, OF
- Matt Thaiss, 1B
- Alex Meyer, RHP
- Brandon Marsh, OF
- Nate Smith, LHP
- Taylor Ward, C
- Grayson Long, RHP
- Chris Rodriguez, RHP
- Keynan Middleton, RHP
- Jaime Barria, RHP

2014

- Taylor Lindsey, 2B
- C.J. Cron, 1B
- Kaleb Cowart, 3B
- R.J. Alvarez, RHP
- Mark Sappington, RHP
- Hunter Green, LHP
- Ricardo Sanchez, RHP
- Alex Yarbrough, 2B
- Zach Borenstein, OF
- Cam Bedrosian, RHP

2018

- Shohei Ohtani, RHP/DF
- Jo Adell, OF
- Jahmai Jones, OF
- Kevin Maitan, SS
- Brandon Marsh, OF
- Jaime Barria, RHP
- Chris Rodriguez, RHP
- Matt Thaiss, 1B
- Griffin Canning, RHP
- Michael Hermsillo, OF

2015

- Andrew Heaney, LHP
- Sean Newcomb, LHP
- Cam Bedrosian, RHP
- Chris Ellis, RHP
- Joe Gatto, RHP
- Victor Alcantara, RHP
- Kyle Kubitz, 3B
- Roberto Baldoquin, SS
- Alex Yarbrough, 2B
- Nick Tropeano, RHP

2019

- Jo Adell, OF
- Griffin Canning, RHP
- Brandon Marsh, OF
- José Suarez, LHP
- Jahmai Jones, INF
- Luis Rengifo, INF
- Jordyn Adams, OF
- Matt Thaiss, INF
- Ty Buttrey, RHP
- José Soriano, RHP

2016

- Taylor Ward, C
- Jahmai Jones, OF
- Nate Smith, LHP
- Victor Alcantara, RHP
- Jake Jewell, RHP
- Grayson Long, RHP
- Joe Gatto, RHP
- Kaleb Cowart, 3B
- Jaime Barria, RHP
- Chad Hinshaw, OF

2020

- Jo Adell, OF
- Brandon Marsh, OF
- Jordyn Adams, OF
- Jeremiah Jackson, INF
- Chris Rodriguez, RHP
- Patrick Sandoval, LHP
- José Soriano, RHP
- Aroel Vera, SS
- Hector Yan, LHP
- Kyren Paris, SS





2019 MINOR LEAGUE PLAYER AWARDS

PRESTON GOMEZ MINOR LEAGUE MANAGER OF THE YEAR AWARD

The Preston Gomez Minor League Manager of the Year Award was established in 2009 in memory of a man who devoted over 65 years of his life to professional baseball. Preston spent his last 28 years in baseball with the Angels, first as a Major League coach and later as a special assistant to the General Manager. This award given in his honor is determined by members of the Angels Baseball Operations staff. It recognizes one of the organization's seven minor league managers for a standard of excellence in the areas of leadership, player development and professionalism exhibited throughout the course of the season. Past winners:

- | | | |
|-----------------------|-----------------------|--------------------------|
| 2009 — Tom Kotchman | 2013 — Denny Hocking | 2017 — Hector De La Cruz |
| 2010 — Charlie Romero | 2014 — Carson Vitale | 2018 — Ryan Barba |
| 2011 — Ty Boykin | 2015 — Dave Stapleton | 2019 — Jack Howell |
| 2012 — Mike Micucci | 2016 — Keith Johnson | |

KENNY MYERS MEMORIAL MINOR LEAGUE PLAYER OF THE YEAR AWARD

The Kenny Myers Memorial Award is given each year to the minor league player judged best in the Angels organization. Myers, who joined the Angels in 1969 as a scout and minor league hitting instructor, died in July, 1972. Past winners:

- | | |
|---|---|
| 1972 — Doug Howard (inf) | 1997 — Norm Hutchins (of)/Ramon Ortiz (rhp) |
| 1973 — Frank Tanana (lhp) | 1998 — Troy Glaus (inf)/Steve Fish (rhp) |
| 1974 — Bruce Bochte (of-1b) | 1999 — Larry Barnes (inf)/Scot Shields (rhp) |
| 1975 — Dave Collins (of) | 2000 — Gary Johnson (of)/John Lackey (rhp) |
| 1976 — Willie Aikens (1b) | 2001 — Jose Fernandez (inf)/ Alfredo Amezaga (def.) |
| 1977 — Rance Mulliniks (inf) | 2002 — Robb Quinlan (of)/Jose Molina (c; def.) |
| 1978 — Bob Clark (of) | 2003 — Alberto Callaspo (inf)/Dallas McPherson (inf)/ Jeff Mathis (c; def.) |
| 1979 — Mike Bishop (1b) | 2004 — Dallas McPherson (inf)/Casey Kotchman (inf; def.) |
| 1980 — Daryl Sconiers (1b) | 2005 — Brandon Wood (inf)/Howard Kendrick (inf)/ Jeff Mathis (c, def.) |
| 1981 — Tom Brunansky (of) | 2006 — Sean Rodriguez (inf)/Jeff Mathis (c, def.) |
| 1982 — Steve Lubratich (inf)/Dick Schofield (inf) | 2007 — Chris Pettit (of)/Hainley Statia (inf; def.) |
| 1983 — Mike Brown (of) | 2008 — Freddy Sandoval (inf)/Efrén Navarro (inf; def.) |
| 1984 — Wally Joyner (inf) | 2009 — Alexi Amarista (inf)/Peter Bourjos (of, def.) |
| 1985 — Reggie Montgomery (of) | 2010 — Mark Trumbo (inf)/Gabriel Jacobo (inf; def.) |
| 1986 — Dante Bichette (of)/ Willie Fraser (rhp) | 2011 — Kole Calhoun (of)/Efrén Navarro (inf; def.) |
| 1987 — Bryan Harvey (rhp) | 2012 — Kaleb Cowart (inf)/Efrén Navarro (inf; def.) |
| 1988 — Colin Charland (lhp)/Jeff Manto (inf) | 2013 — Zach Borenstein (of)/Eric Stamets (inf; def.) |
| 1989 — Glenn Carter (rhp)/Bobby Rose (inf) | 2014 — Alex Yarbrough (inf)/Jett Bandy (c; def.) |
| 1990 — Marcus Moore (rhp) | 2015 — Kaleb Cowart (inf)/Sherman Johnson (inf; def.) |
| 1991 — Don Vidmar (rhp)/Mark Howie (inf) | 2016 — Michael Hermosillo (of)/Jose Briceño (c; def.) |
| 1992 — John Fritz (rhp)/Tim Salmon (of) | 2017 — Jahmai Jones (of)/David Fletcher (inf; def.) |
| 1993 — Mark Sweeney (of)/Bryan Harris (lhp) | 2018 — Jo Adell (of)/Brandon Marsh (of; def.) |
| 1994 — Todd Greene (c)/Andrew Lorraine (lhp) | 2019 — Jeremiah Jackson (inf)/Brandon Marsh (of; def.) |
| 1995 — Todd Greene (c)/Jason Dickson (rhp) | |
| 1996 — Larry Barnes (inf)/Dennis Springer (rhp) | |

AARON COX AWARD

The Aaron Cox Award was established in 2018 and is given annually to the minor league player voted as the best teammate - one who enriches the lives of those around him. This award is for the player who best exemplifies selflessness, persistence, enthusiasm, and commitment to a well-reasoned process and continued growth regardless of circumstance and spreads these attributes to all those he touches. Past winners:

- 2018 — Jeremy Beasley
- 2019 — Brandon Marsh



MINOR LEAGUE

2019 DRAFT SELECTIONS



RD	PLAYER	POS.	B/T	HT.	WT.	BORN	SCHOOL (HOMETOWN)
1 (15)	Will Wilson	SS	R/R	6-0	175	7/21/98	NC State University (Kings Mountain, NC)
2	Kyren Paris	SS	R/R	6-0	167	11/11/01	Freedom HS (Oakley, CA)
3	Jack Kochanowicz	RHS	L/R	6-6	220	12/22/00	Harriton HS (Bala Cynwyd, PA)
4	Erik Rivera	OF	L/L	6-2	195	2/4/01	Puerto Rico Baseball Academy (Caugas, PR)
5	Garrett Stallings	RHS	R/R	6-2	200	8/8/97	University of Tennessee (Chesapeake, VA)
6	Zachary Peek	RHS	R/R	6-3	190	5/6/98	Winthrop University (Forest, VA)
7	Davis Daniel	RHS	R/R	6-0	190	6/11/97	Auburn University (Montgomery, AL)
8	Kyle Brnovich	RHS	L/R	6-3	195	10/20/97	Elon University (Milton, GA)
9	Zach Linginfelter	RHS	L/R	6-5	225	4/10/97	University of Tennessee (Sevierville, TN)
10	Chad Sykes	RHR	R/R	5-11	180	2/11/96	UNC Greensboro (Creedmoor, NC)
11	Brent Killam	LHS	L/L	5-11	185	3/26/98	Georgetown University (Nokomis, FL)
12	Jack Dashwood	LHS	L/L	6-6	235	11/17/97	UC Santa Barbara (San Diego, CA)
13	Edwin Sanchez	RHS	R/R	6-0	160	11/3/00	B You Academy (Gurabo, PR)
14	Zach Kristofak	RHR	R/R	5-9	190	12/8/97	University of Georgia (Marietta, GA)
15	Gregory Veliz	RHR	L/R	6-2	200	4/10/97	University of Miami (Key West, FL)
16	Dakota Donovan	RHS	R/R	6-6	225	7/25/97	Central Arizona College (Washington, UT)
17	Brandon White	CF	R/R	6-0	160	8/28/97	West Virginia University (Winter Springs, FL)
18	Ryan Smith	LHS	L/L	5-11	185	8/13/97	Princeton University (Garden City, NY)
19	Garrett Lawson	LHS	L/L	6-2	200	7/2/98	Delaware State University (Dover, DE)
20	Jared Southard	RHS	R/R	6-2	215	10/4/00	Rouse HS (Leander, TX)
21	Andrew Blake	RHS	R/R	6-6	225	3/24/98	North Carolina State University (Lewisville, NC)
22	Morgan McCullough	SS	L/R	5-10	190	12-19-97	University of Alabama Tuscaloosa (Seattle, WA)
23	Matthew Corlew	CF	R/R	6-3	190	5/17/01	North Broward Prep HS (Lake Worth, FL)
24	Shane Kelso	RHR	R/R	6-3	245	8/26/97	Oklahoma Baptist University (Fernley, NV)
25	Anthony Mulrine	C	R/R	6-1	205	3/30/98	Samford University (Davie, FL)
26	Kyle Molnar	RHS	R/R	6-3	210	11/14/96	UCLA (Aliso Viejo, CA)
27	Kenyon Yovan	RHS	R/R	6-3	215	12/28/97	University of Oregon (Beaverton, OR)
28	Coleman Crow	RHS	R/R	6-0	175	12/30/00	Pike County HS (Concord, GA)
29	Matthew Woods	CF	R/R	6-2	185	8/31/97	Rowan University (Berlin, NJ)
30	Andrew Bash	RHS/3B	R/R	6-0	195	8/1/96	California Baptist University (Palm Desert, CA)
31	Spencer Jones	CF/LHS	L/L	6-7	215	5/14/01	La Costa Canyon HS (Encinitas, CA)
32	Chase Walter	RHS	R/R	6-7	235	7/26/98	Western Carolina University (Peachtree City, GA)
33	Justin Kunz	C	R/R	5-9	190	4/17/97	Gardner-Webb (Wake Forest, NC)
34	Ridge Chapman	RHR	R/R	6-0	215	1/30/97	University of SC Columbia (Taylors, SC)
35	Vincent Bianchi	RHS	R/R	6-3	175	5/11/01	Red Bank HS (Middletown, NJ)
36	Keaton Weisz	SS	R/R	5-9	165	5/30/96	Coastal Carolina University (Poway, CA)
37	Levi Usher	CF	L/R	6-1	200	6/25/00	Kirkwood CC (Fairfax, IA)
38	Luke Boyd	RHR	R/R	6-2	180	11/21/97	Baylor University (Ojai, CA)
39	Spencer Brown	SS	L/R	5-10	185	7/14/99	Northern Essex CC (Beverly, MA)
40	Tyson Heaton	RHS	R/R	6-2	205	5/11/01	Yucaipa HS (Yucaipa, CA)

(Bold indicates signed player) ---bolded as of 9/19/18

MINOR LEAGUE





ORGANIZATIONAL PLAYERS

VICTOR ACOSTA

OF

AGE: 23 BORN: June 2, 1996 in Maturin, VZ
 BATS & THROWS: Right
 HIGH SCHOOL: —

RESIDES: Maturin, VZ HT: 5-11 WT: 160
 ACQUIRED: Sign as minor league free agent, Nov. 12, 2019
 COLLEGE: —

FULL NAME: Victor Jesus Acosta

SIGNED BY: Carlos Lugo & Eddie Romero (Red Sox)

Year	Club	AVG	G	AB	R	H	2B	3B	HR	RBI	SH	SF	HBP	BB	IBB	SO	SB	CS	GDP	SLG	OBP	E
2013—Red Sox (DSL)	.256	63	234	26	60	11	1	8	39	0	2	3	25	0	23	9	2	3	.415	.333	18	
2014—Red Sox (GCL)	.268	42	149	31	40	11	0	2	21	2	1	4	14	0	30	13	1	3	.383	.345	9	
2015—Lowell	.251	57	211	28	53	16	1	1	25	1	2	6	12	0	42	9	3	5	.351	.307	8	
2016—Lowell	.274	50	186	35	51	7	3	0	21	4	2	1	11	0	36	5	2	3	.344	.315	9	
2017—Lowell	.333	9	27	6	9	1	0	0	3	0	2	0	3	0	4	1	0	2	.370	.375	1	
Salem	.304	31	102	8	31	7	0	2	16	0	0	0	10	2	14	3	3	4	.431	.366	0	
2018—Greenville	.285	75	288	34	82	20	3	8	37	2	4	5	13	0	36	4	2	7	.458	.323	3	
Salem	.253	30	91	5	23	9	0	0	12	2	2	1	10	0	7	0	1	1	.352	.327	2	
2019—Salem	.274	100	350	45	96	17	1	3	46	2	2	4	38	1	42	5	4	10	.354	.350	2	
MINOR TOTALS	.272	457	1638	218	445	99	9	24	220	13	17	24	136	3	234	49	18	38	.387	.333	52	

JORDYN ADAMS

OF

AGE: 20 BORN: Oct. 10, 1999 in Cary, NC
 BATS & THROWS: Right
 HIGH SCHOOL: Green Hope HS (NC)

RESIDES: Cary, NC HT: 6-2 WT: 180
 ACQUIRED: First round (17th overall) of 2018 June Amateur Draft
 COLLEGE: —

FULL NAME: Jordyn Bradley Adams

SIGNED BY: Chris McAlpin (Angels)

Year	Club	AVG	G	AB	R	H	2B	3B	HR	RBI	SH	SF	HBP	BB	IBB	SO	SB	CS	GDP	SLG	OBP	E
2018—Angels (AZL)	.243	20	70	8	17	2	2	0	5	0	0	2	10	0	23	5	2	0	.329	.354	3	
Orem	.314	9	35	5	11	4	1	0	8	0	1	0	4	0	7	0	1	2	.486	.375	1	
2019—Burlington	.250	97	372	52	93	15	2	7	31	0	1	5	50	0	94	12	5	7	.358	.346	13	
Angels (AZL)	.538	3	13	4	7	1	0	0	4	0	0	0	1	0	3	4	0	0	.615	.571	0	
Inland Empire	.229	9	35	7	8	1	1	1	1	0	0	0	5	0	14	0	1	0	.400	.325	0	
MINOR TOTALS	.259	138	525	76	136	23	6	8	49	0	2	7	70	0	141	21	9	9	.371	.353	17	

JO ADELL

OF

For information, see 2020 Angels Players Section.

GALVI AGRAMONTE

RHP

AGE: 21 BORN: May 19, 1998 in Cotui, DR
 BATS & THROWS: Right
 HIGH SCHOOL: —

RESIDES: Cotui, DR HT: 5-11 WT: 190
 ACQUIRED: Signed as international free agent, July 3, 2017
 COLLEGE: —

FULL NAME: Galvi Gabriel Agramonte Santiago

SIGNED BY: Frank Tejada (Angels)

Year	Club	W-L	ERA	G	GS	CG	GF	SHO	SV	IP	H	R	ER	HR	HB	BB	IBB	SO	WP	BK	BAA
2017—Angels (DSL)	2-2	5.14	12	0	0	6	0	1	21	25	17	12	2	2	12	0	17	7	1	.301	
2018—Angels (DSL)	0-5	9.25	9	6	0	0	0	0	24.1	35	34	25	1	2	17	0	24	4	0	.333	
Angels (AZL)	1-0	2.03	5	0	0	0	0	0	13.1	8	6	3	0	1	5	0	15	1	0	.160	
2019—Angels (AZL)	0-0	8.44	3	0	0	0	0	0	5.1	6	6	5	0	2	8	0	5	4	0	.300	
MINOR TOTALS	3-7	6.33	29	6	0	6	0	1	64.0	74	63	45	3	7	42	0	61	16	1	.287	

ARISMENDY ALCANTARA

INF/OF

For information, see 2020 Players Section.

JHOSUA ALCANTARA

RHP

AGE: 22 BORN: Sept. 30, 1997 in Santo Domingo, DR
 BATS & THROWS: Right
 HIGH SCHOOL: —

RESIDES: Santo Domingo, DR HT: 6-6 WT: 200
 ACQUIRED: Signed as minor league free agent, June 20, 2019
 COLLEGE: —

FULL NAME: Jhosua Leonardo Alcantara

SIGNED BY: N/A

Year	Club	W-L	ERA	G	GS	CG	GF	SHO	SV	IP	H	R	ER	HR	HB	BB	IBB	SO	WP	BK	BAA	
2016—Rockies (DSL)	2-1	2.42	21	0	0	4	0	0	0	22.1	14	11	6	1	7	8	0	20	2	0	.179	
2017—Rockies (DSL)	0-0	3.60	4	0	0	3	0	1	5.0	4	3	2	0	0	0	0	7	4	0	.211		
2018	DID NOT PLAY																					
2019—Angels (DSL)	0-1	3.68	11	0	0	9	0	1	14.2	15	10	6	1	2	7	0	27	10	0	.246		
MINOR TOTALS	2-2	3.00	36	0	0	16	0	2	42.0	15	24	14	2	9	15	0	54	16	0	.209		

JOSE ALEMAN

RHP

AGE: 17 BORN: Feb. 1, 2003 in Porlamar, VZ
 BATS & THROWS: Right
 HIGH SCHOOL: —

RESIDES: Centreville, VA HT: 6-6 WT: 200
 ACQUIRED: Signed as international free agent, June 20, 2019
 COLLEGE: —

FULL NAME: Jose Gregorio Aleman Romero

SIGNED BY: Ender Gonzalez, Andres Garcia & Joel Chicarelli (Angels)

Year	Club	W-L	ERA	G	GS	CG	GF	SHO	SV	IP	H	R	ER	HR	HB	BB	IBB	SO	WP	BK	BA
Will make professional debut in 2020																					

MINOR LEAGUE



ORGANIZATIONAL PLAYERS



JASON ALEXANDER

RHP

AGE: 27 BORN: Mar. 1, 1993 in Santa Rosa, CA

BATS & THROWS: Right

HIGH SCHOOL: Cardinal Newman HS (CA)

FULL NAME: Jason Raymond Alexander

RESIDES: Windsor, CA

HT.: 6-3 WT.: 200

ACQUIRED: Signed as non-drafted free agent, June 21, 2017

COLLEGE: Santa Rosa J.C. (CA), Long Beach State University (CA), Menlo College (CA)

SIGNED BY: Ben Diggins (Angels)

Year	Club	W-L	ERA	G	GS	CG	GF	SHO	SV	IP	H	R	ER	HR	HB	BB	IBB	SO	WP	BK	BAA
2017	—Angels (AZL)	1-1	4.79	10	0	0	0	1	0	1	20.2	23	11	11	0	0	2	0	19	2	1 .277
	Inland Empire	0-0	6.75	2	0	0	0	0	0	5.1	8	7	4	0	0	1	0	2	0	0 .333	
	Orem	1-0	1.02	6	0	0	4	0	1	17.2	10	2	2	0	0	1	0	16	1	0 .159	
2018	—Salt Lake	0-1	3.50	2	1	0	0	0	0	6.2	11	6	5	2	2	4	0	7	0	0 .393	
	Inland Empire	2-4	4.50	9	1	0	0	0	0	48.0	41	32	24	7	1	13	0	48	6	1 .222	
	Mobile	2-5	4.09	13	11	0	1	0	0	61.2	63	30	28	5	3	15	0	40	2	0 .267	
2019	—Salt Lake	3-5	9.36	12	7	0	2	0	0	50.0	88	55	52	6	3	20	0	37	3	0 .384	
	Mobile	1-3	4.03	11	8	0	2	0	0	51.1	47	29	23	4	2	16	0	59	4	0 .237	
MINOR TOTALS		10-19	5.13	65	36	0	10	0	2	261.1	291	172	149	24	11	72	0	228	18	2	.278

ADRIAN ALMEIDA

LHP

AGE: 25 BORN: Feb. 25, 1995 in Puerto Cabello, VZ

BATS & THROWS: Left

HIGH SCHOOL: —

FULL NAME: Adrian Jose Almeida Mendoza

RESIDES: Tucacas, VZ

HT.: 6-0 WT.: 160

ACQUIRED: From New York Mets in AAA Rule 5 Draft, Dec. 8, 2016

COLLEGE: —

SIGNED BY: Hector Rincones (Mets)

Year	Club	W-L	ERA	G	GS	CG	GF	SHO	SV	IP	H	R	ER	HR	HB	BB	IBB	SO	WP	BK	BAA
2012	—Mets 1 (DSL)	0-3	2.50	12	12	0	0	0	0	39.2	35	14	11	0	3	24	0	33	3	1 .255	
2013	—Mets 1 (DSL)	3-2	4.55	8	8	0	0	0	0	27.2	23	14	14	0	6	18	0	26	10	1 .232	
	Mets 2 (DSL)	0-1	2.57	4	4	0	0	0	0	14	8	5	4	0	0	9	0	17	4	0 .167	
2014	—Mets (GCL)	3-2	2.13	10	7	0	0	0	0	38	26	14	9	0	7	23	1	40	4	1 .198	
2015	—Kingsport	2-1	5.94	9	0	0	5	0	1	16.2	13	13	11	0	2	18	0	17	2	1 .217	
2016	—Brooklyn Kingsport	0-1	3.86	3	0	0	1	0	0	2.1	3	1	1	0	1	3	0	5	1	0 .273	
	Kingsport	0-3	6.14	18	0	0	7	0	2	22	21	18	15	3	6	13	0	29	5	0 .247	
2017	—Burlington	1-3	5.31	27	0	0	8	0	0	42.1	43	30	25	1	3	32	0	50	9	0 .265	
2018	—Inland Empire	0-0	0.75	7	0	0	2	0	1	12.0	6	2	1	0	1	4	0	19	1	0 .146	
	Mobile	2-4	4.25	33	0	0	7	0	0	48.2	30	26	23	3	5	51	0	54	11	1 .179	
2019	—Mobile	1-1	5.79	30	0	0	15	0	2	28.0	35	21	18	1	5	33	0	31	9	0 .307	
MINOR TOTALS		11-20	3.90	131	31	0	30	0	4	263.1	208	137	114	7	34	195	1	290	50	5	.230

LUIS ALVARADO

RHP

AGE: 23 BORN: Jan. 5, 1997 in Guayama, PR

BATS & THROWS: Right

HIGH SCHOOL: Puerto Rico Baseball Academy

FULL NAME: Luis Fernando Alvarado Bermudez

RESIDES: Salinas, PR

HT.: 6-4 WT.: 210

ACQUIRED: 17th round of 2018 First-Year Player Draft

COLLEGE: University of Nebraska

SIGNED BY: Drew Dominguez (Angels)

Year	Club	W-L	ERA	G	GS	CG	GF	SHO	SV	IP	H	R	ER	HR	HB	BB	IBB	SO	WP	BK	BAA
2018	—Angels (AZL)	0-1	4.50	2	0	0	0	0	0	4.0	2	2	2	0	0	4	2	7	1	0 .133	
	Orem	0-1	6.00	14	0	0	4	0	0	18.0	17	12	12	3	4	8	0	23	5	0 .246	
2019	—Burlington	4-9	3.68	25	16	0	4	0	1	100.1	76	50	41	11	14	53	0	108	15	0 .213	
MINOR TOTALS		0-2	5.73	16	0	0	4	0	0	22.0	19	14	14	3	4	12	2	30	6	0	.215

FAUSTINO ANTIGUA

RHP

AGE: 20 BORN: May 23, 1999 in Santo Domingo, DR

BATS & THROWS: Right

HIGH SCHOOL: —

FULL NAME: Faustino Antigua David

RESIDES: Santo Domingo, DR

HT.: 6-5 WT.: 200

ACQUIRED: Signed as international free agent, Jan. 4, 2017

COLLEGE: —

SIGNED BY: Francisco Tejada, Domingo Garcia & Jochy Cabrera (Angels)

Year	Club	W-L	ERA	G	GS	CG	GF	SHO	SV	IP	H	R	ER	HR	HB	BB	IBB	SO	WP	BK	BAA
2017	—Angels (DSL)	0-1	16.20	8	0	0	3	0	0	5.0	6	12	9	1	0	12	0	8	13	0 .300	
2018	—Angels (DSL)	0-5	13.92	22	0	0	7	0	0	21.1	21	37	33	0	6	42	0	18	32	1 .256	
2019	DID NOT PLAY																				
MINOR TOTALS		0-6	14.35	30	0	0	10	0	0	26.1	27	49	42	1	6	54	0	26	45	1	.265

EDWDY AQUINO

RHP

AGE: 20 BORN: Feb. 24, 2000 in Dajabon, DR

BATS & THROWS: Right

HIGH SCHOOL: —

FULL NAME: Ewdy Aquino De la Rosa

RESIDES: Dajabon, DR

HT.: 5-9 WT.: 170

ACQUIRED: Signed as international free agent, Aug. 1, 2016

COLLEGE: —

SIGNED BY: Domingo Garcia & Alfredo Ulloa (Angels)

Year	Club	W-L	ERA	G	GS	CG	GF	SHO	SV	IP	H	R	ER	HR	HB	BB	IBB	SO	WP	BK	BAA
2018	—Angels (DSL)	1-1	4.70	14	0	0	5	0	0	23.0	24	14	12	0	1	9	0	17	8	4 .276	
2019	—Angels (DSL)	0-0	5.06	5	0	0	3	0	2	5.1	6	3	3	0	0	4	0	5	2	0 .286	
	Angels (AZL)	0-1	6.04	15	0	0	4	0	0	25.1	35	17	14	1	0	14	0	31	2	0 .330	
MINOR TOTALS		1-2	5.70	34	0	0	12	0	2	53.2	65	34	29	1	1	27	0	53	12	4	.304





ORGANIZATIONAL PLAYERS

STIWARD AQUINO

RHP

AGE: 20 **BORN:** June 20, 1999 in Sabana Grande de Palenque, DR **RESIDES:** Sabana Grande de Palenque, DR **HT.:** 6-6 **WT.:** 175
BATS & THROWS: Right **ACQUIRED:** Signed as international free agent, Dec. 30, 2016
HIGH SCHOOL: — **COLLEGE:** —
FULL NAME: Steward Aquino Trujill **SIGNED BY:** Domingo Garcia, Alfredo Ulloa & Frankie Thon (Angels)

Year	Club	W-L	ERA	G	GS	CG	GF	SHO	SV	IP	H	R	ER	HR	HB	BB	IBB	SO	WP	BK	BAA
2017—Angels (DSL)		0-2	4.56	7	4	0	0	0	0	23.2	25	14	12	1	2	9	0	29	4	0	.272
	Angels (AZL)	1-0	1.59	2	0	0	0	0	0	5.2	5	1	1	0	0	4	0	2	0	1	.250
DID NOT PLAY																					
2019—Angels (AZL)		0-4	7.71	8	8	9	9	0	0	21.0	27	19	18	1	2	10	0	26	1	1	.321
	Orem	0-1	5.74	4	4	0	0	0	0	15.2	19	11	10	3	1	6	0	23	2	2	.306
MINOR TOTALS		1-2	3.99	9	4	0	0	0	0	29.1	30	15	13	1	2	13	0	31	4	1	.295

DC ARENDAS

INF

AGE: 26 **BORN:** Jan. 10, 1994 in Greensboro, NC **RESIDES:** St. John, NB, CAN **HT.:** 6-0 **WT.:** 190
BATS: Left **THROWS:** Right **ACQUIRED:** Signed as non-drafted free agent, Feb. 21, 2019
HIGH SCHOOL: Northern Guilford HS (Greensboro, NC) **COLLEGE:** University of South Carolina
FULL NAME: David Arendas **SIGNED BY:** N/A

Year	Club	AVG	G	AB	R	H	2B	3B	HR	RBI	SH	SF	HBP	BB	IBB	SO	SB	CS	GDP	SLG	OBP	E
2019—Burlington		.201	56	184	24	37	9	4	6	24	0	2	5	31	0	69	2	0	1	.391	.329	1
	Inland Empire	.170	46	153	20	26	6	3	4	11	0	0	6	20	0	78	2	0	0	.327	.291	6
MINOR TOTALS		.187	102	337	44	63	15	7	10	35	0	2	11	51	0	147	4	0	1	.362	.312	7

KEVIN ARIAS

INF

AGE: 21 **BORN:** Feb. 18, 1999 in Maracay, VZ **RESIDES:** Tulsa, OK **HT.:** 5-10 **WT.:** 160
BATS & THROWS: Right **ACQUIRED:** Signed as international free agent, July 2, 2015
HIGH SCHOOL: — **COLLEGE:** —
FULL NAME: Kevin Javier Arias Alarcon **SIGNED BY:** Carlos Ramirez & Marlon Urdaneta (Angels)

Year	Club	AVG	G	AB	R	H	2B	3B	HR	RBI	SH	SF	HBP	BB	IBB	SO	SB	CS	GDP	SLG	OBP	E
2016—Angels (DSL)		.218	53	165	19	36	6	0	1	8	4	0	6	15	0	40	12	5	0	.273	.306	13
2017—Angels (DSL)		.296	7	27	6	8	0	2	0	1	0	0	1	4	0	8	3	1	0	.444	.406	3
	Angels (AZL)	.205	13	39	7	8	1	2	0	2	1	0	1	4	0	15	4	1	0	.333	.295	3
DID NOT PLAY																						
2019—Burlington		.135	12	37	4	5	0	1	2	3	1	0	1	2	0	20	0	0	0	.351	.200	3
	Orem	.269	26	67	7	18	1	1	1	10	0	1	6	6	0	27	0	1	0	.358	.375	5
MINOR TOTALS		.224	111	335	43	75	8	6	4	24	6	0	15	31	0	110	19	8	0	.319	.317	27

JEREMY AROCHO

INF

AGE: 21 **BORN:** Oct. 6, 1998 in Glen Burnie, MD **RESIDES:** Glen Burnie, MD **HT.:** 5-10 **WT.:** 165
BATS: Switch **THROWS:** Right **ACQUIRED:** Signed as minor league free agent, Nov. 25, 2019
HIGH SCHOOL: Old Mill HS (Millersville, MD) **COLLEGE:** —
FULL NAME: Jeremy Arocho **SIGNED BY:** Jonah Rosenthal (Dodgers)

Year	Club	AVG	G	AB	R	H	2B	3B	HR	RBI	SH	SF	HBP	BB	IBB	SO	SB	CS	GDP	SLG	OBP	E
2016—Dodgers (AZL)		.254	39	134	26	34	9	2	1	19	1	2	3	14	0	30	10	2	3	.373	.333	6
2017—Ogden		.313	59	208	44	65	10	2	0	21	1	2	3	29	0	31	12	7	6	.380	.401	8
2018—Ogden		.287	48	150	31	43	4	1	1	15	1	1	0	33	0	28	10	4	3	.347	.413	3
MINOR TOTALS		.289	146	492	101	142	23	5	2	55	3	5	6	76	0	89	32	13	12	.368	.387	17

LUIS AVILES

INF

AGE: 25 **BORN:** Mar. 16, 1995 in Miami, FL **RESIDES:** Miami, FL **HT.:** 6-1 **WT.:** 170
BATS & THROWS: Right **ACQUIRED:** Signed as minor league free agent, Dec. 6, 2019
HIGH SCHOOL: Southwest Miami HS **COLLEGE:** —
FULL NAME: Luis Jarhol Aviles **SIGNED BY:** Charlie Sullivan (Brewers)

Year	Club	AVG	G	AB	R	H	2B	3B	HR	RBI	SH	SF	HBP	BB	IBB	SO	SB	CS	GDP	SLG	OBP	E
2013—Brewers (AZL)		.207	42	121	14	25	2	2	0	14	2	2	1	10	0	40	6	1	1	.256	.269	12
2014—Helena		.251	53	187	24	47	8	5	2	19	4	0	0	14	0	57	11	4	3	.369	.303	21
2015—Wisconsin		.195	57	185	10	36	7	3	2	15	2	0	0	3	0	66	1	5	1	.297	.207	11
	Helena	.356	15	59	9	21	4	0	1	9	0	0	0	2	0	14	4	2	0	.475	.377	1
2016—Wisconsin		.239	120	456	54	109	22	6	9	47	4	1	4	28	0	130	21	6	6	.373	.288	27
2017—Carolina		.232	132	492	58	114	16	2	6	46	0	5	5	27	1	141	38	8	15	.309	.276	16
2018—Carolina		.256	67	238	30	61	11	2	2	15	2	2	2	14	0	71	16	4	5	.345	.301	7
	Biloxi	.251	64	207	24	52	14	0	4	23	1	1	1	23	1	52	14	3	8	.377	.328	13
2019—Biloxi		.253	84	300	47	76	16	0	2	31	3	5	1	32	1	89	27	7	7	.327	.322	21
MINOR TOTALS		.241	634	2245	270	541	100	19	28	219	18	16	14	153	3	660	138	40	46	.340	.292	129

MINOR LEAGUE

ORGANIZATIONAL PLAYERS



ROBERTO BALDOQUIN

INF

AGE: 25 BORN: May 14, 1994 in Las Tunas, Cuba
 BATS & THROWS: Right
 HIGH SCHOOL: —

RESIDES: Miami, FL
 ACQUIRED: Signed as international free agent, Dec. 19, 2014
 COLLEGE: —

SIGNED BY: Rene Rojas & Alfredo Ulloa (Angels)

Year	Club	AVG	G	AB	R	H	2B	3B	HR	RBI	SF	HBP	BB	IBB	SO	SB	CS	GDP	SLG	OBP	E
2011—Las Tunas (Cuba)	.167	19	12	3	2	0	0	0	1	0	0	1	1	0	4	0	1	0	.167	.286	0
2012—Las Tunas (Cuba)	.248	43	109	21	27	2	4	0	13	2	1	4	9	0	11	3	2	2	.339	.325	0
2013—Las Tunas (Cuba)	.279	23	68	11	19	0	0	1	8	1	0	6	4	0	10	2	2	4	.324	.372	7
CUBAN TOTALS	.254	85	189	35	48	2	4	1	22	3	1	11	14	0	25	5	5	6	.323	.340	7
2014—									DID NOT PLAY												
2015—Inland Empire	.235	77	289	23	68	12	1	1	27	4	3	4	9	0	70	4	5	7	.294	.266	12
2016—Inland Empire	.198	64	227	19	45	6	1	0	15	3	1	3	21	0	62	3	3	5	.233	.274	5
2017—Burlington	.253	52	178	19	45	8	1	4	12	4	0	2	12	0	42	6	4	6	.376	.307	9
2018—Inland Empire	.293	31	116	10	34	2	6	1	13	2	1	2	10	0	28	3	2	2	.440	.357	2
Mobile	.269	51	193	16	52	7	2	1	27	0	3	3	13	0	46	3	3	7	.342	.321	10
2019—Mobile	.232	80	272	25	63	11	1	2	23	0	3	6	18	0	70	2	2	10	.301	.291	10
MINOR TOTALS	.241	355	1275	112	307	46	12	9	117	13	11	20	83	0	318	21	19	37	.317	.295	48

MATT BALL

RHP

For information, see 2020 Angels Players Section.

JACOB BARNES

RHP

For information, see 2020 Angels Players Section.

ANDREW BASH

RHP

AGE: 23 BORN: Aug. 1, 1996 in Rancho Mirage, CA
 BATS & THROWS: Right
 HIGH SCHOOL: Palm Desert HS
 FULL NAME: Andrew James Bash

RESIDES: Palm Desert, CA
 ACQUIRED: 30th round of 2019 First-Year Player Draft
 COLLEGE: California Baptist University (Riverside, CA)

SIGNED BY: Tim Concoran (Angels)

Year	Club	W-L	ERA	G	GS	CG	GF	SHO	SV	IP	H	R	ER	HR	HB	BB	IBB	SO	WP	BK	BAA
2019—Angels (AZL)	1-1	2.81	14	0	0	10	0	2		16.0	13	7	5	1	1	5	0	18	2	0	.213

NATHAN BATES

RHP

AGE: 26 BORN: Mar. 1, 1994 in Jackson, MS
 BATS & THROWS: Right
 HIGH SCHOOL: Starr's Mill HS (GA)
 FULL NAME: Nathan Douglas Bates

RESIDES: Sharpsburg, GA
 ACQUIRED: 15th round of 2015 First-Year Player Draft
 COLLEGE: Georgia State University

SIGNED BY: Todd Hogan (Angels)

Year	Club	W-L	ERA	G	GS	CG	GF	SHO	SV	IP	H	R	ER	HR	HB	BB	IBB	SO	WP	BK	BAA
2015—Orem	1-3	5.40	14	2	0	0	0	0	0	26.2	26	17	16	0	2	6	0	16	1	2	.252
2016—Angels (AZL)	0-0	10.80	2	0	0	1	0	0	0	1.2	3	2	2	0	0	0	0	3	2	0	.375
Orem	1-0	0.00	3	0	0	2	0	0	0	3.1	3	1	0	0	0	2	0	1	0	0	.231
2017—Burlington	0-1	2.03	8	0	0	4	0	1		13.1	9	4	3	0	0	6	1	18	3	0	.188
Inland Empire	0-5	6.33	30	0	0	17	0	7		51.0	65	38	37	5	1	22	0	58	2	0	.308
2018—Mobile	0-0	9.00	1	0	0	0	0	0	0	1.0	1	1	1	0	0	0	0	1	0	0	.250
2019—Angels (AZL)	0-0	0.00	1	1	0	0	0	0	0	1.0	0	0	0	0	0	0	0	0	0	0	.000
Inland Empire	0-0	2.61	8	1	0	2	0	0	0	10.1	5	3	3	0	1	5	0	16	0	0	.132
MINOR TOTALS	2-9	5.15	70	4	0	26	0	8	108.1	112	66	62	5	4	41	1	116	8	2	.262	

NATE BERTNESS

LHP

AGE: 24 BORN: Aug. 4, 1995 in Houston, TX
 BATS & THROWS: Left
 HIGH SCHOOL: Travis High School (TX)
 FULL NAME: Nathaniel Lee Bertness

RESIDES: Richmond, TX
 ACQUIRED: 16th round of 2015 First-Year Player Draft
 COLLEGE: McLennan Community College (Waco, TX)

SIGNED BY: Rudy Vasquez (Angels)

Year	Club	W-L	ERA	G	GS	CG	GF	SHO	SV	IP	H	R	ER	HR	HB	BB	IBB	SO	WP	BK	BAA
2015—Angels (AZL)	0-1	4.13	12	3	0	0	0	0	0	28.1	38	21	13	2	2	12	0	27	3	0	.330
2016—Orem	5-1	3.64	12	10	0	0	0	0	0	54.1	61	22	22	2	4	15	0	41	3	0	.290
2017—Burlington	5-9	5.15	21	19	0	2	0	0	0	94.1	108	68	54	10	5	39	0	84	4	1	.292
Inland Empire	1-2	3.55	6	6	0	0	0	0	0	33	37	20	13	2	1	8	0	31	0	0	.280
2018—Inland Empire	3-7	5.33	27	17	0	5	0	1		109.2	116	74	65	11	6	66	0	93	3	0	.273
2019—Inland Empire	4-3	4.76	24	2	0	13	0	5		62.1	49	41	33	9	4	27	0	70	6	0	.216
MINOR TOTALS	18-23	4.71	102	57	0	20	0	5	382.0	409	246	200	36	22	167	0	346	19	1	.277	

MINOR LEAGUE





ORGANIZATIONAL PLAYERS

RYNE BIRK

INF

AGE: 25 **BORN:** Nov. 11, 1994 in Parkersburg, WV

RESIDES: Parkersburg, WV

HT.: 5-10 **WT.:** 185

BATS: Left **THROWS:** Right

ACQUIRED: Signed as minor league free agent, Dec. 19, 2019

HIGH SCHOOL: Seven Lakes HS (Katy, TX)

COLLEGE: Texas A&M (College Station)

FULL NAME: Ryne Matthew Birk

SIGNED BY: Noel Gonzalez-Luna (Astros)

Year	Club	AVG	G	AB	R	H	2B	3B	HR	RBI	SH	SF	HBP	BB	IBB	SO	SB	CS	GDP	SLG	OBP	E
2016	Tri-City	.287	36	136	26	39	9	0	4	23	1	2	5	20	2	12	5	1	2	.441	.393	2
	Quad Cities	.323	7	31	4	10	4	1	0	8	0	0	0	1	0	4	0	1	0	.516	.344	0
2017	Buies Creek	.274	81	314	47	86	15	5	8	47	1	5	5	29	2	62	5	4	7	.430	.340	7
	Corpus Christi	.246	37	126	13	31	2	0	7	24	1	0	0	7	0	22	1	2	2	.429	.286	5
2018	Corpus Christi	.216	116	412	44	89	11	7	1	36	1	7	7	42	1	89	13	7	4	.284	.295	5
2019	Rockland (Ind.)	.317	72	268	42	85	19	7	5	39	2	1	1	34	2	54	6	2	0	.496	.395	10
MINOR TOTALS		.250	277	1019	134	255	41	13	20	138	4	14	17	99	5	189	24	15	15	.375	.323	19

EDWIN BISAY

C

AGE: 20 **BORN:** Mar. 8, 2000 in Turmero, VZ

RESIDES: Turmero, VZ

HT.: 6-0 **WT.:** 175

BATS: Switch **THROWS:** Right

ACQUIRED: Signed as an international free agent, July 2, 2016

HIGH SCHOOL: —

COLLEGE: —

FULL NAME: Edwin Alexander Bisay Medina

SIGNED BY: Carlos Ramirez & Marlon Urdaneta (Angels)

Year	Club	AVG	G	AB	R	H	2B	3B	HR	RBI	SH	SF	HBP	BB	IBB	SO	SB	CS	GDP	SLG	OBP	E	
2017	—Angels (DSL)	.168	33	95	15	16	3	0	0	5	0	0	0	6	18	1	42	3	1	1	.200	.336	5
2018	<i>DID NOT PLAY</i>																						
2019	—Angels (AZL)	.205	24	73	8	15	2	1	0	3	0	0	0	8	0	27	2	0	1	.260	.284	7	
	Orem	.250	1	4	0	1	0	0	0	0	0	0	0	0	3	0	0	0	0	.250	.250	0	
MINOR TOTALS		.186	58	172	23	32	5	1	0	8	0	0	6	26	1	72	5	1	2	.227	.314	12	

ANDREW BLAKE

RHP

AGE: 22 **BORN:** Mar. 24, 1998 in Winston-Salem, NC

RESIDES: Lewisville, NC

HT.: 6-5 **WT.:** 225

BATS & THROWS: Right

ACQUIRED: 21st round of 2019 First-Year Player Draft

HIGH SCHOOL: Ronald Reagan HS (Pfafftown, NC)

COLLEGE: North Carolina State University

FULL NAME: Andrew Colton Blake

SIGNED BY: Chris McAlpin (Angels)

Year	Club	W-L	ERA	G	GS	CG	GF	SHO	SV	IP	H	R	ER	HR	HB	BB	IBB	SO	WP	BK	BAA
2019	—Orem	1-0	8.72	17	0	0	9	0	1	21.2	24	22	21	3	1	18	0	32	1	0	.289

JOSE BONILLA

INF

AGE: 17 **BORN:** Apr. 2, 2002 in Puerto Plata, DR

RESIDES: Puerto Plata, DR

HT.: 6-0 **WT.:** 185

BATS & THROWS: Right

ACQUIRED: Signed as international free agent, July 2, 2019

HIGH SCHOOL: —

COLLEGE: —

FULL NAME: Jose Rafael Bonilla Acosta

SIGNED BY: Jochy Cabrera & Alfredo Ulloa (Angels)

Year	Club	AVG	G	AB	R	H	2B	3B	HR	RBI	SH	SF	HBP	BB	IBB	SO	SB	CS	GDP	SLG	OBP	E
2019	—Angels (DSL)	.284	20	74	13	21	5	2	0	6	0	2	2	14	0	19	0	0	1	.405	.402	8

MATT BOWER

LHP

AGE: 25 **BORN:** June 16, 1994 in Federal Way, WA

RESIDES: Federal Way, WA

HT.: 6-5 **WT.:** 190

BATS & THROWS: Left

ACQUIRED: Signed as minor league free agent, April 5, 2018

HIGH SCHOOL: Todd Beamer HS (WA)

COLLEGE: Washington State University

FULL NAME: Matthew Scott Bower

SIGNED BY: Paul Gale (Astros)

Year	Club	W-L	ERA	G	GS	CG	GF	SHO	SV	IP	H	R	ER	HR	HB	BB	IBB	SO	WP	BK	BAA
2015	Greenville	2-1	2.84	7	2	0	1	0	1	19.0	18	9	6	2	2	0	0	24	0	0	.243
	Tri-City	2-0	3.68	2	0	0	0	0	0	7.1	10	3	3	1	0	0	0	5	0	0	.323
2016	—Quad Cities	4-2	3.94	17	15	0	0	0	0	82.1	81	41	36	7	4	30	0	103	9	0	.251
	Lancaster	2-3	9.32	7	5	0	0	0	0	28.0	46	38	29	7	0	14	0	33	4	0	.362
2017	Buies Creek	5-6	5.32	22	15	1	4	1	1	94.2	109	58	56	14	4	25	1	84	3	0	.288
2018	Inland Empire	0-1	3.52	8	0	0	4	0	0	15.1	13	6	6	1	1	10	0	17	1	1	.220
2019	—Angels (AZL)	0-0	0.00	1	1	0	0	0	0	1.0	1	0	0	0	0	0	0	1	0	0	.250
	Orem	1-0	9.00	3	0	0	0	0	0	5.0	9	5	5	2	0	3	0	5	0	0	.429
MINOR TOTALS		16-13	5.02	67	38	1	9	1	2	252.2	287	160	141	34	11	82	1	272	17	1	.282

DENNY BRADY

RHP

AGE: 23 **BORN:** Jan. 18, 1997 in Vineland, NJ

RESIDES: Parkville, MO

HT.: 6-1 **WT.:** 200

BATS & THROWS: Right

ACQUIRED: Seventh round of 2017 First-Year Player Draft

HIGH SCHOOL: Buena Regional HS (NJ)

COLLEGE: Mercer County CC (NJ), East Carolina University (Greenville, NC)

FULL NAME: Dennis Francis Brady

SIGNED BY: Ryan Leahy (Angels)

Year	Club	W-L	ERA	G	GS	CG	GF	SHO	SV	IP	H	R	ER	HR	HB	BB	IBB	SO	WP	BK	BAA
2017	—Orem	1-1	4.43	13	0	0	2	0	0	20.1	23	14	10	2	1	4	0	24	2	0	.284
2018	—Burlington	0-5	4.72	13	13	0	0	0	0	47.2	51	29	25	1	3	15	0	47	5	0	.274
2019	—Inland Empire	3-9	3.64	17	10	0	3	0	0	76.2	78	40	31	4	5	25	0	86	9	0	.261
MINOR TOTALS		4-15	4.11	43	23	0	5	0	0	144.2	152	83	66	7	9	44	0	157	16	0	.269

ORGANIZATIONAL PLAYERS



JOSE BRICEÑO

C

For information, see 2020 Players Section

YOHAN BRITO

OF

AGE: 18	BORN: Oct., 20, 2001 in San Pedro de Macoris, DR	RESIDES: Burlington, WA	HT.: 5-9	WT.: 140
BATS & THROWS: Left		ACQUIRED: Signed as international free agent, Jan. 12, 2019		
HIGH SCHOOL: —		COLLEGE: —		
FULL NAME: Yohan Brito German		SIGNED BY: Domingo Garcia (Angels)		

Year	Club	AVG	G	AB	R	H	2B	3B	HR	RBI	SH	SF	HBP	BB	IBB	SO	SB	CS	GDP	SLG	OBP	E
2019	—Angels (DSL)	.216	51	148	26	32	1	1	0	12	1	2	2	43	0	38	10	9	1	.236	.395	7

SPENCER BROWN

INF

AGE: 20	BORN: July 14, 1999 in Beverly, MA	RESIDES: Beverly, MA	HT.: 5-10	WT.: 185
BATS & THROWS: Left	THROWS: Right	ACQUIRED: 39th round of 2019 First-Year Player Draft		
HIGH SCHOOL: Beverly HS (MA)		COLLEGE: Northern Essex Community College (Haverhill, MA)		
FULL NAME: Spencer Brown		SIGNED BY: Ryan Leahy (Angels)		

Year	Club	AVG	G	AB	R	H	2B	3B	HR	RBI	SH	SF	HBP	BB	IBB	SO	SB	CS	GDP	SLG	OBP	E
2019	—Angels (AZL)	.242	23	66	6	16	3	1	0	6	0	0	1	9	1	22	1	1	1	.318	.342	7

KELVIN CACERES

RHP

AGE: 20	BORN: Jan. 26, 2000 in Santiago, DR	RESIDES: Santiago, DR	HT.: 6-1	WT.: 180
BATS & THROWS: Right		ACQUIRED: Signed as international free agent, May 15, 2018		
HIGH SCHOOL: —		COLLEGE: —		
FULL NAME: Kelvin Jose Caceres Rodriguez		SIGNED BY: Jochy Cabrera (Angels)		

Year	Club	W-L	ERA	G	GS	CG	GF	SHO	SV	IP	H	R	ER	HR	HB	BB	IBB	SO	WP	BK	BAA
2018	—Angels (DSL)	2-7	4.98	14	10	0	0	0	0	47.0	39	29	26	5	3	18	0	32	8	2	.215
2019	—Angels (AZL)	1-0	3.82	10	6	0	1	0	0	35.1	26	22	15	1	2	26	0	34	5	0	.198
MINOR TOTALS		3-7	4.48	24	16	0	1	0	0	82.1	65	51	41	6	5	44	0	66	13	2	.208

JOHN CAIN

LHP

AGE: 24	BORN: Mar. 17, 1996 in Bronxville, NY	RESIDES: Middletown, NY	HT.: 6-10	WT.: 235
BATS & THROWS: Left		ACQUIRED: Signed as non-drafted free agent, June 16, 2019		
HIGH SCHOOL: Pine Bush HS (NY)		COLLEGE: Lafayette College (Easton, PA), Manhattan College (The Bronx, NY)		
FULL NAME: John William Cain		SIGNED BY: N/A		

Year	Club	W-L	ERA	G	GS	CG	GF	SHO	SV	IP	H	R	ER	HR	HB	BB	IBB	SO	WP	BK	BAA
2019	—Angels (2019)	1-0	0.00	2	0	0	0	0	0	3.2	1	0	0	0	0	2	0	6	0	0	.091

TYLER CARPENTER

RHP

AGE: 28	BORN: Feb. 25, 1992 in Alpharetta, GA	RESIDES: Norman, OK	HT.: 6-5	WT.: 225
BATS & THROWS: Right		ACQUIRED: 25th round of 2014 First-Year Player Draft		
HIGH SCHOOL: Milton HS (GA)		COLLEGE: Georgia Gwinnett College (GA)		
FULL NAME: Tyler Hadley Carpenter		SIGNED BY: Todd Hogan (Angels)		

Year	Club	W-L	ERA	G	GS	CG	GF	SHO	SV	IP	H	R	ER	HR	HB	BB	IBB	SO	WP	BK	BAA
2014	—Orem	0-0	3.74	10	0	0	2	0	1	21.2	26	11	9	2	1	2	0	18	4	1	.270
	Angels (AZL)	1-0	0.00	2	0	0	0	0	0	3	1	0	0	0	0	0	0	3	0	0	.100
2015	—Burlington	1-1	2.97	20	0	0	10	0	0	30.1	33	13	10	0	0	11	0	21	0	1	.275
	Inland Empire	0-0	6.91	16	0	0	5	0	0	27.1	36	22	21	4	0	7	0	31	3	0	.310
2016	—Inland Empire	2-0	0.82	5	5	0	0	0	0	33	19	3	3	1	0	3	0	27	0	0	.176
	Arkansas	4-9	5.58	15	15	0	0	0	0	71	93	46	44	6	2	17	0	50	4	1	.323
2017	—Mobile	2-6	4.46	14	14	0	0	0	0	70.2	78	39	35	6	4	21	0	40	0	2	.282
	Orem	1-1	3.21	4	4	0	0	0	0	14	11	5	5	3	1	1	0	11	0	0	.212
2018										<i>DID NOT PLAY</i>											
2019	—Mobile	1-2	4.56	12	9	0	0	0	0	49.1	49	25	22	2	1	14	0	35	6	0	.258
	Salt Lake	0-2	5.59	2	2	0	0	0	0	9.2	11	12	6	5	8	4	0	8	0	0	.282
MINOR TOTALS		12-21	4.23	100	49	0	17	0	1	330.0	357	176	155	31	11	80	0	241	17	5	.277

MILLERAN CEDANO

LHP

AGE: 17	BORN: Mar. 23, 2003 in Guayabal, DR	RESIDES: Santo Domingo, DR	HT.: 6-0	WT.: 165
BATS & THROWS: Left		ACQUIRED: Signed as international free agent, Nov. 27, 2019		
HIGH SCHOOL: —		COLLEGE: —		
FULL NAME: Milleran Alexander Cedano Cuello		SIGNED BY: Rusbell Cabrera & Frank Tejada (Angels)		

Year	Club	W-L	ERA	G	GS	CG	GF	SHO	SV	IP	H	R	ER	HR	HB	BB	IBB	SO	WP	BK	BAA
Will make professional debut in 2020																					





ORGANIZATIONAL PLAYERS

CHASE CHANEY

RHP

AGE: 20 BORN: Dec. 16, 1999 in Lawrenceville, GA

RESIDES: Wauchula, FL

HT.: 6-1 WT.: 180

BATS & THROWS: Right

ACQUIRED: 16th round of 2018 First-Year Player Draft

HIGH SCHOOL: Mountain View HS (GA)

COLLEGE: —

FULL NAME: Chase Taylor Chaney

SIGNED BY: Todd Hogan (Angels)

Year	Club	W-L	ERA	G	GS	CG	GF	SHO	SV	IP	H	R	ER	HR	HB	BB	IBB	SO	WP	BK	BAA
<i>DID NOT PLAY</i>																					
2019	—Angels (AZL)	1-5	6.28	11	2	0	1	0	0	38.2	40	40	27	3	10	35	0	27	21	0	.270

RIDGE CHAPMAN

RHP

AGE: 23 BORN: Jan. 30, 1997 in Greenville, SC

RESIDES: Taylors, SC

HT.: 6-0 WT.: 210

BATS & THROWS: Right

ACQUIRED: 34th round of 2019 First-Year Player Draft

HIGH SCHOOL: Wade Hampton HS (Greenville, SC)

COLLEGE: Spartanburg Methodist College (SC), University of South Carolina

FULL NAME: Ridge Evans Chapman

SIGNED BY: Chris McAlpin (Angels)

Year	Club	W-L	ERA	G	GS	CG	GF	SHO	SV	IP	H	R	ER	HR	HB	BB	IBB	SO	WP	BK	BAA
2019	—Angels (AZL)	0-1	12.00	3	0	0	1	0	0	3.0	3	4	4	1	0	7	0	4	1	0	.333

SANDI CHARLE

RHP

AGE: 17 BORN: Sept. 5, 2002 in El Seibo, DR

RESIDES: El Seibo, DR

HT.: 6-5 WT.: 180

BATS & THROWS: Right

ACQUIRED: Signed as international free agent, July 2, 2019

HIGH SCHOOL: —

COLLEGE: —

FULL NAME: Sandi Charle

SIGNED BY: Domingo Garcia (Angels)

Year	Club	W-L	ERA	G	GS	CG	GF	SHO	SV	IP	H	R	ER	HR	HB	BB	IBB	SO	WP	BK	BAA
Will make professional debut in 2020																					

CLAYTON CHATHAM

RHP

AGE: 24 BORN: June 29, 1995 in Newport Beach, CA

RESIDES: Newport Beach, CA

HT.: 6-6 WT.: 200

BATS & THROWS: Right

ACQUIRED: Signed as non-drafted free agent, July 1, 2018

HIGH SCHOOL: Junipero Serra Catholic (CA) HS

COLLEGE: Dartmouth College (NH)

FULL NAME: Clayton Thomas Chatham

SIGNED BY: Ryan Leahy (Angels)

Year	Club	W-L	ERA	G	GS	CG	GF	SHO	SV	IP	H	R	ER	HR	HB	BB	IBB	SO	WP	BK	BAA
2018	—Angels (AZL)	0-0	5.40	12	0	0	4	0	0	21.2	18	15	13	1	3	14	0	26	3	0	.225
2019	—Angels (AZL)	0-0	0.00	2	0	0	0	0	0	4.0	0	0	0	0	2	0	0	4	0	0	.000
	Orem	0-2	5.00	3	2	0	0	0	0	9.0	6	5	5	1	2	9	0	12	3	0	.188
	Burlington	2-4	5.06	9	9	0	0	0	0	42.2	42	24	17	0	11	16	0	50	2	0	.256
MINOR TOTALS		2-6	5.12	26	11	0	4	0	0	77.1	66	44	35	2	18	39	0	92	8	0	.230

JORGE CHIRINOS

C

AGE: 16 BORN: May 11, 2003 in Maracay, VZ

RESIDES: Maracay, VZ

HT.: 6-0 WT.: 170

BATS & THROWS: Right

ACQUIRED: Signed as international free agent, Aug. 24, 2019

HIGH SCHOOL: —

COLLEGE: —

FULL NAME: Jorge Gabriel Chirinos Iriarte

SIGNED BY: Joel Chicarelli (Angels)

Year	Club	AVG	G	AB	R	H	2B	3B	HR	RBI	SH	SF	HBP	BB	IBB	SO	SB	CS	GDP	SLG	OBP	E
Will make professional debut in 2020																						

ETHAN CLARK

RHP

AGE: 25 BORN: Oct. 26, 1994 in Oklahoma City, OK

RESIDES: Boonerville, AR

HT.: 6-5 WT.: 235

BATS & THROWS: Right

ACQUIRED: Signed as minor league free agent, Apr. 6, 2019

HIGH SCHOOL: Greenwood HS

COLLEGE: Crowder College (Neosho, MO)

FULL NAME: Ethan Tyler Clark

SIGNED BY: N/A

Year	Club	W-L	ERA	G	GS	CG	GF	SHO	SV	IP	H	R	ER	HR	HB	BB	IBB	SO	WP	BK	BAA
2015	—Princeton	1-5	6.84	9	5	0	1	0	0	26.1	38	23	20	4	0	7	0	24	2	0	.342
2016	—Princeton	7-2	3.38	12	9	0	3	0	1	58.2	47	22	19	7	3	15	0	44	4	0	.216
2017	—Bowling Green	3-2	3.11	12	9	0	0	0	0	55.0	37	22	19	2	3	18	0	50	6	0	.196
	Greensboro	3-2	2.05	11	11	0	0	0	0	52.2	41	14	12	4	2	26	0	57	5	0	.217
2018	—Jupiter	1-5	4.01	10	8	0	0	0	0	42.2	46	26	19	4	0	22	1	40	2	0	.280
	Greensboro	1-2	4.45	6	4	0	0	0	0	30.1	34	17	15	2	0	12	0	38	4	0	.276
2019	—Orem	0-1	3.44	10	0	0	4	0	1	18.1	15	7	7	3	0	11	0	23	8	0	.277
	Burlington	1-1	1.84	9	0	0	7	0	3	14.2	13	3	3	0	0	10	0	30	2	0	.232
MINOR TOTALS		17-20	3.44	79	46	0	15	0	5	298.2	271	134	114	26	8	121	1	306	33	0	.243

MINOR LEAGUE



ORGANIZATIONAL PLAYERS



RYAN CLARK

RHP

AGE: 26 BORN: Dec. 9, 1993 in Johnson City, NY

RESIDES: Johnson City, NY

HT.: 6-5 WT.: 220

BATS & THROWS: Right

ACQUIRED: Signed as minor league free agent, Mar. 30, 2017

HIGH SCHOOL: Johnson City Senior HS (NY)

COLLEGE: University of North Carolina at Greensboro

FULL NAME: Ryan Anthony Clark

SIGNED BY: Rick Sellers (Braves)

Year	Club	W-L	ERA	G	GS	CG	GF	SHO	SV	IP	H	R	ER	HR	HB	BB	IBB	SO	WP	BK	BAA
2015	Danville	6-1	3.08	13	7	0	0	0	0	52.2	43	23	18	2	0	10	1	40	2	0	.221
2016	Carolina	2-13	5.75	26	25	1	0	0	0	134.2	151	94	86	16	13	46	1	95	16	0	.282
2017	Angels (AZL)	1-1	4.38	4	1	0	0	0	0	12.1	15	7	6	0	2	4	0	11	1	0	.294
	Inland Empire	1-4	8.27	10	9	0	1	0	0	37.0	58	41	34	12	3	16	1	29	3	1	.356
2018	Inland Empire	2-0	0.00	5	0	0	1	0	0	7.0	5	1	0	0	1	1	0	10	0	0	.185
	Mobile	2-3	2.19	18	0	0	13	0	5	24.2	17	7	6	0	1	12	0	33	1	0	.198
	Salt Lake	1-2	8.82	26	0	0	9	0	5	33.2	45	35	33	9	2	19	0	33	3	0	.324
2019	Mobile	2-0	2.96	30	0	0	15	0	6	45.2	39	19	15	5	2	12	0	64	4	0	.232
	Salt Lake	0-0	9.64	3	0	0	0	0	0	4.2	7	6	5	1	0	3	0	3	0	0	.318
MINOR TOTALS		17-24	5.19	135	42	1	39	0	16	352.1	380	233	203	45	24	123	3	318	30	1	.274

DAVID CLAWSON

C

AGE: 22 BORN: May 20, 1997 in Mission Viejo, CA

RESIDES: Dana Point, CA

HT.: 6-1 WT.: 180

BATS: Left THROWS: Right

ACQUIRED: Signed as non-drafted free agent, June 15, 2018

HIGH SCHOOL: Dana Hills HS (CA)

COLLEGE: Brigham Young University (UT)

FULL NAME: David Joseph Clawson

SIGNED BY: Chad Hermanson (Angels)

Year	Club	AVG	G	AB	R	H	2B	3B	HR	RBI	SH	SF	HBP	BB	IBB	SO	SB	CS	GDP	SLG	OBP	E
2018	Angels (AZL)	.297	24	64	10	19	6	2	0	13	0	3	0	9	0	14	1	0	1	.453	.368	4
	Orem	.176	14	51	3	9	2	0	0	3	0	0	0	0	14	0	0	0	.216	.176	5	
2019	Orem	.196	59	230	26	45	14	2	6	31	1	2	2	16	1	76	1	1	5	.352	.252	11
MINOR TOTALS		.212	97	345	39	73	22	4	6	47	1	5	2	25	1	104	2	1	6	.351	.265	20

DAZON COLE

RHP

AGE: 23 BORN: May 3, 1996 in Pontiac, MI

RESIDES: Mt Pleasant, MI

HT.: 5-11 WT.: 180

BATS & THROWS: Right

ACQUIRED: 25th round of 2018 First-Year Player Draft

HIGH SCHOOL: West Bloomfield HS (MI)

COLLEGE: Central Michigan University

FULL NAME: Dazon Shaquille Cole

SIGNED BY: Drew Dominguez (Angels)

Year	Club	W-L	ERA	G	GS	CG	GF	SHO	SV	IP	H	R	ER	HR	HB	BB	IBB	SO	WP	BK	BAA
2018	Angels (AZL)	0-0	5.40	2	0	0	0	0	0	5.0	5	4	3	1	0	1	0	9	1	0	.227
	Orem	1-1	4.71	16	0	0	8	0	0	21.0	20	17	11	3	2	7	0	21	7	0	.233
2019	Orem	0-1	3.03	20	1	0	7	0	2	35.2	35	14	12	0	4	22	0	45	11	0	.254
MINOR TOTALS		1-2	3.79	38	1	0	15	0	2	61.2	60	35	26	4	6	30	0	75	19	0	.244

CHRISTOPHER COLLADO

RHP

AGE: 20 BORN: Mar. 4, 2000 in Santiago, DR

RESIDES: Santiago, DR

HT.: 6-2 WT.: 190

BATS & THROWS: Right

ACQUIRED: Signed as international free agent, Oct. 22, 2018

HIGH SCHOOL: —

COLLEGE: —

FULL NAME: Cristopher Alberto Collado Garcia

SIGNED BY: Jochy Cabrera (Angels)

Year	Club	W-L	ERA	G	GS	CG	GF	SHO	SV	IP	H	R	ER	HR	HB	BB	IBB	SO	WP	BK	BAA
2019	Angels (DSL)	4-2	4.55	11	3	0	1	0	0	31.2	22	18	16	0	0	24	0	33	8	1	.196

JUAN CONTRERAS

RHP

AGE: 20 BORN: Sept. 8, 1999 in Castanuela, DR

RESIDES: Santo Domingo Este., DR

HT.: 6-2 WT.: 180

BATS & THROWS: Right

ACQUIRED: Signed as minor league free agent, Feb. 22, 2018

HIGH SCHOOL: —

COLLEGE: —

FULL NAME: Juan Jose Contreras Dorard

SIGNED BY: Jonathan Cruz (Braves)

Year	Club	W-L	ERA	G	GS	CG	GF	SHO	SV	IP	H	R	ER	HR	HB	BB	IBB	SO	WP	BK	BAA
2017	Braves (DSL)	0-0	0.00	1	1	0	0	0	0	1.0	0	0	0	0	0	0	0	1	0	0	.000
	Braves (GCL)	2-1	6.27	9	7	0	0	0	0	18.2	17	14	13	1	1	21	0	11	4	1	.250
2018										INJURED - DID NOT PLAY											
2019	Angels (AZL)	0-1	15.43	6	0	0	1	0	0	7.0	8	14	12	0	0	12	0	3	6	0	.308
MINOR TOTALS		2-2	8.44	16	8	0	1	0	0	26.2	25	28	25	1	1	33	0	15	10	1	.258

COOPER CRISWELL

RHP

AGE: 23 BORN: July 24, 1996 in Carrollton, GA

RESIDES: Carrollton, GA

HT.: 6-6 WT.: 200

BATS & THROWS: Right

ACQUIRED: 13th round of 2018 First-Year Player Draft

HIGH SCHOOL: Carrollton HS (GA)

COLLEGE: University of North Carolina at Chapel Hill

FULL NAME: Cooper Timothy Criswell

SIGNED BY: Chris McAlpin (Angels)

Year	Club	W-L	ERA	G	GS	CG	GF	SHO	SV	IP	H	R	ER	HR	HB	BB	IBB	SO	WP	BK	BAA
2018										DID NOT PLAY											
2019	Inland Empire	4-8	4.60	25	21	0	0	0	0	117.1	133	69	60	10	10	35	0	111	12	0	.289





ORGANIZATIONAL PLAYERS

COLEMAN CROW

RHP

AGE: 19 **BORN:** Dec. 30, 2000 in Concord, GA **RESIDES:** Concord, GA **HT.:** 6-0 **WT.:** 175
BATS & THROWS: Right **ACQUIRED:** 28th round of 2019 First-Year Player Draft
HIGH SCHOOL: Pike County HS (Zebulon, GA) **COLLEGE:** —
FULL NAME: Coleman McCade Crow **SIGNED BY:** Todd Hogan (Angels)
Year Club W-L ERA G GS CG GF SHO SV IP H R ER HR HB BB IBB SO WP BK BAA
 2019— *DID NOT PLAY*

MICHAEL CRUZ

C

AGE: 24 **BORN:** Jan. 13, 1996 in Aguadilla, PR **RESIDES:** Aguadilla, PR **HT.:** 5-11 **WT.:** 210
BATS: Left **THROWS:** Right **ACQUIRED:** Signed as minor league free agent, Apr. 4, 2019
HIGH SCHOOL: Puerto Rico Baseball Academy (Gurabo, PR) **COLLEGE:** Bethune-Cookman College (Daytona Beach, FL)
FULL NAME: Michael Cruz **SIGNED BY:** N/A
Year Club AVG G AB R H 2B 3B HR RBI SH SF HBP BB IBB SO SB CS GDP SLG OBP E
 2016—Cubs (AZL) .238 40 130 19 31 6 0 2 15 1 3 9 20 0 23 1 0 4 .331 .370 9
 2017—South Bend .186 25 70 7 13 4 0 1 8 0 1 2 11 0 13 0 0 2 .286 .310 4
 Eugene .282 35 124 20 35 9 1 8 28 0 1 6 14 1 18 0 0 2 .565 .379 5
 2018—South Bend .246 75 276 34 68 24 0 11 45 0 3 4 25 1 33 1 0 14 .453 .315 5
 Myrtle Beach .128 12 39 3 5 1 0 1 3 0 1 1 1 0 9 0 0 0 .231 .167 2
 2019—Inland Empire .296 23 81 8 24 6 0 3 14 0 2 1 6 0 18 0 1 1 .481 .344 1
 Angels (AZL) .125 3 8 1 1 0 0 0 1 0 0 0 2 0 3 0 0 0 0 1 .125 .300 1
MINOR TOTALS .243 213 728 92 177 50 1 26 114 1 11 23 79 2 117 2 1 23 .422 .332 27

JOEY CURLETTA

INF

AGE: 26 **BORN:** Mar. 8, 1994 in Phoenix, AZ **RESIDES:** Phoenix, AZ **HT.:** 6-4 **WT.:** 245
BATS & THROWS: Right **ACQUIRED:** Signed as minor league free agent, Dec. 6, 2019
HIGH SCHOOL: Mountain Pointe HS (Phoenix, AZ) **COLLEGE:** —
FULL NAME: Joseph Dominic Curletta **SIGNED BY:** Dustin Yount (Dodgers)
Year Club AVG G AB R H 2B 3B HR RBI SH SF HBP BB IBB SO SB CS GDP SLG OBP E
 2012—Dodgers (AZL) .149 25 74 5 11 2 0 0 6 0 2 2 7 0 25 0 0 0 .176 .235 2
 2013—Ogden .326 62 230 41 75 16 0 5 42 0 1 3 27 0 42 2 4 5 .461 .402 6
 2014—Great Lakes .277 133 516 60 143 30 1 7 68 3 4 4 41 0 111 15 9 10 .380 .333 5
 2015—R. Cucamonga .233 119 403 44 94 33 1 10 53 0 3 4 37 0 130 1 2 7 .395 .302 2
 Tulsa .273 3 11 3 3 1 0 1 4 0 0 0 2 0 4 0 0 0 .636 .385 0
 2016—R. Cucamonga .267 77 270 40 72 13 5 13 54 0 2 3 27 1 87 0 2 2 .496 .338 1
 Tulsa .206 29 97 7 20 4 0 4 13 0 0 0 10 0 37 0 0 2 .371 .280 0
 2017—Modesto .256 121 454 72 116 37 1 15 68 0 9 3 62 1 136 13 1 12 .441 .343 7
 2018—Arkansas .282 129 465 70 131 24 0 23 94 0 9 1 81 6 130 1 1 7 .482 .383 7
 2019—Tacoma .245 27 110 16 27 2 0 5 11 0 0 0 9 0 39 1 0 2 .400 .303 3
 Portland .205 94 312 43 64 18 0 9 44 0 8 5 49 0 112 3 1 7 .349 .316 4
MINOR TOTALS .257 819 2942 401 756 180 8 92 457 3 38 25 352 8 853 36 20 54 .417 .338 37

DAVIS DANIEL

RHP

AGE: 22 **BORN:** June 11, 1997 in Atlanta, GA **RESIDES:** Montgomery, AL **HT.:** 6-1 **WT.:** 190
BATS & THROWS: Right **ACQUIRED:** Seventh round of 2019 First-Year Player Draft
HIGH SCHOOL: St. James HS (Montgomery, AL) **COLLEGE:** Auburn University (AL)
FULL NAME: Robert Davis Daniel **SIGNED BY:** Todd Hogan (Angels)
Year Club W-L ERA G GS CG GF SHO SV IP H R ER HR HB BB IBB SO WP BK BAA
 2019— *DID NOT PLAY*

JACK DASHWOOD

LHP

AGE: 22 **BORN:** Nov. 17, 1997 in San Diego, CA **RESIDES:** Carlsbad, CA **HT.:** 6-6 **WT.:** 240
BATS & THROWS: Left **ACQUIRED:** 12th round of 2019 First-Year Player Draft
HIGH SCHOOL: St. Augustine HS (San Diego, CA) **COLLEGE:** UC Santa Barbara
FULL NAME: Jack Corey Dashwood **SIGNED BY:** Ben Diggins (Angels)
Year Club W-L ERA G GS CG GF SHO SV IP H R ER HR HB BB IBB SO WP BK BAA
 2019— *DID NOT PLAY*

MINOR LEAGUE

ORGANIZATIONAL PLAYERS



DEVIN DAVIS

INF

AGE: 23 BORN: Feb. 14, 1997 in Valencia, CA

RESIDES: Saugas, CA

HT.: 6-3 WT.: 215

BATS & THROWS: Right

ACQUIRED: Signed as minor league free agent, Mar. 28, 2019

HIGH SCHOOL: Valencia HS

COLLEGE: —

FULL NAME: Devin Keli'i Davis

SIGNED BY: Todd Hogan (Angels)

Year	Club	AVG	G	AB	R	H	2B	3B	HR	RBI	SH	SF	HBP	BB	IBB	SO	SB	CS	GDP	SLG	OBP	E
2015	—Rays (GCL)	.261	36	115	13	30	3	0	2	5	0	4	16	0	32	2	0	1	.339	.370	2	
2016	—Princeton	.238	25	84	17	20	6	1	1	10	0	2	4	6	0	25	0	0	1.369	.313	3	
2017	—Princeton	.294	54	218	34	64	20	1	10	47	0	3	27	3	48	2	1	6	.532	.372	4	
2018	—Bowling Green	.284	96	342	31	97	17	0	6	47	1	5	7	30	0	67	1	1	5	.386	.349	8
2019	—Inland Empire	.243	91	345	40	84	15	9	7	47	0	2	5	29	2	102	1	0	10	.400	.310	7
MINOR TOTALS		.267	302	1104	135	295	61	11	26	156	1	12	22	108	5	274	6	2	23	.413	.341	24

ADRIAN DE HORTA

RHP

AGE: 25 BORN: Mar. 13, 1995 in La Puente, CA

RESIDES: Lewisburg, PA

HT.: 6-3 WT.: 185

BATS & THROWS: Right

ACQUIRED: Signed as minor league free agent, Mar. 22, 2018

HIGH SCHOOL: South Hills HS (West Covina, CA)

COLLEGE: —

FULL NAME: Adrian Sebastian De Horta

SIGNED BY: Brent Mayne (Padres)

Year	Club	W-L	ERA	G	GS	CG	GF	SHO	SV	IP	H	R	ER	HR	HB	BB	IBB	SO	WP	BK	BAA
For information, see 2020 Players Section																					

JULIO DE LA CRUZ

INF

AGE: 19 BORN: Aug. 3, 2000 in San Pedro de Macoris, DR

RESIDES: La Ramona, DR

HT.: 5-11 WT.: 182

BATS & THROWS: Right

ACQUIRED: Signed as an international free agent, Aug. 5, 2016

HIGH SCHOOL: —

COLLEGE: —

FULL NAME: Julio Cesar De La Cruz Cherry

SIGNED BY: Frank Tejada & Alfredo Ulloa (Angels)

Year	Club	AVG	G	AB	R	H	2B	3B	HR	RBI	SH	SF	HBP	BB	IBB	SO	SB	CS	GDP	SLG	OBP	E
2017	—Angels (DSL)	.249	57	181	31	45	7	7	2	28	1	1	4	34	0	61	11	8	3	.398	.377	8
2018	—Angels (DSL)	.194	50	180	22	35	10	0	5	29	0	2	24	0	65	4	3	2	.333	.296	25	
	Angels (AZL)	.189	14	53	4	10	4	1	1	6	0	1	1	3	0	20	0	2	0	.358	.241	3
2019	—Angels (AZL)	.239	47	180	21	43	9	1	1	19	0	4	2	18	0	62	1	3	1	.317	.312	19
MINOR TOTALS		.224	168	594	78	133	30	9	9	82	1	6	9	79	0	208	16	16	6	.350	.322	55

YOEL DE LEON

LHP

AGE: 21 BORN: Nov. 23, 1997 in Vicente Noble, DR

RESIDES: Duluth, GA

HT.: 6-2 WT.: 200

BATS & THROWS: Left

ACQUIRED: Signed as international free agent, Feb. 15, 2017

HIGH SCHOOL: —

COLLEGE: —

FULL NAME: Yoel Anardo De Leon Ferreras

SIGNED BY: Frank Tejada & Alfredo Ulloa (Angels)

Year	Club	W-L	ERA	G	GS	CG	GF	SHO	SV	IP	H	R	ER	HR	HB	BB	IBB	SO	WP	BK	BAA
2017	—Angels (DSL)	2-1	2.58	12	11	0	1	0	0	45.1	35	15	13	1	0	17	0	50	2	0	.213
	Angels (AZL)	0-2	4.66	3	1	0	0	0	0	9.2	10	6	5	1	1	2	0	6	2	0	.256
2018	—Angels (AZL)	2-3	4.30	11	4	0	1	0	0	37.2	41	26	18	1	1	14	0	32	4	1	.263
2019	—Orem	2-2	5.13	13	8	0	2	0	0	47.1	55	37	27	9	1	22	0	53	8	0	.286
	Salt Lake	0-1	23.63	1	1	0	0	0	0	2.2	5	7	7	4	0	3	0	3	0	0	.385
MINOR TOTALS		6-9	5.74	40	25	0	4	0	0	142.2	146	91	70	16	3	58	0	144	16	1	.259

FRANCISCO DEL VALLE

OF

AGE: 21 BORN: Aug. 18, 1998 in Ponce, PR

RESIDES: Ponce, PR

HT.: 6-1 WT.: 185

BATS & THROWS: Left

ACQUIRED: 14th round of 2016 First-Year Player Draft

HIGH SCHOOL: Puerto Rico Baseball Academy (PR)

COLLEGE: —

FULL NAME: Francisco Alejandro Del Valle Torres

SIGNED BY: Omar Rodriguez (Angels)

Year	Club	AVG	G	AB	R	H	2B	3B	HR	RBI	SH	SF	HBP	BB	IBB	SO	SB	CS	GDP	SLG	OBP	E
2016	—Angels (AZL)	.250	9	32	4	8	2	0	0	3	1	0	1	1	0	6	0	0	0	.313	.294	1
2017	—Angels (AZL)	.206	31	102	12	21	2	1	2	15	0	2	0	10	0	20	2	0	0	.304	.272	1
2018	—Orem	.250	65	240	27	60	11	3	5	33	0	2	5	33	0	77	5	1	5	.383	.350	4
2019	—Burlington	.204	120	401	47	82	27	4	8	48	1	2	13	63	0	113	3	3	4	.352	.330	3
MINOR TOTALS		.221	224	775	90	171	42	8	15	99	2	6	19	107	0	216	10	4	9	.354	.327	9

TRENT DEVEAUX

OF

AGE: 19 BORN: May 4, 2000 in New Providence, Bahamas

RESIDES: New Providence, Bahamas

HT.: 6-2 WT.: 175

BATS & THROWS: Right

ACQUIRED: Signed as international free agent, July 2, 2017

HIGH SCHOOL: —

COLLEGE: —

FULL NAME: Trent Louron Deveaux

SIGNED BY: Domingo Garcia & Alfredo Ulloa (Angels)

Year	Club	AVG	G	AB	R	H	2B	3B	HR	RBI	SH	SF	HBP	BB	IBB	SO	SB	CS	GDP	SLG	OBP	E
2018	—Angels (AZL)	.199	44	166	20	33	5	0	1	11	0	1	3	24	0	68	7	4	1	.247	.309	4
2019	—Angels (AZL)	.247	52	215	38	53	15	4	6	23	0	1	4	24	0	76	14	6	1	.437	.332	4
	Orem	.172	8	29	4	5	1	0	1	2	0	0	0	2	0	15	1	0	0	.310	.226	0
MINOR TOTALS		.222	104	410	62	91	21	4	8	36	0	2	7	50	0	159	22	10	2	.351	.316	8





ORGANIZATIONAL PLAYERS

DANIFER DIAZ

RHP

AGE: 18 BORN: July 26, 2001 in Las Matas de Farfan, DR

RESIDES: Las Matas de Farfan, DR HT.: 6-0 WT.: 165

BATS & THROWS: Right

ACQUIRED: Signed as international free agent, Oct. 10, 2018

HIGH SCHOOL: —

COLLEGE: —

FULL NAME: Danifer Diaz Rivera

SIGNED BY: Domingo Garcia & Rusbell Cabrera (Angels)

Year	Club	W-L	ERA	G	GS	CG	GF	SHO	SV	IP	H	R	ER	HR	HB	BB	IBB	SO	WP	BK	BAA
2019	—Angels (DSL)	2-1	3.33	14	5	0	3	0	0	46.0	37	27	17	1	2	28	0	48	13	0	.218

PEDRO DIAZ

OF

AGE: 21 BORN: Jan. 9, 1999 in Santo Domingo, DR

RESIDES: Santo Domingo, DR HT.: 6-3 WT.: 210

BATS & THROWS: Right

ACQUIRED: From Tampa Bay in AAA Rule 5 Draft, Dec. 12, 2019

HIGH SCHOOL: —

COLLEGE: —

FULL NAME: Pedro Antonio Diaz

SIGNED BY: Daniel Santana (Rays)

Year	Club	AVG	G	AB	R	H	2B	3B	HR	RBI	SH	SF	HBP	BB	IBB	SO	SB	CS	GDP	SLG	OBP	E
2016	—Rays 1 (DSL)	.349	18	63	7	22	4	0	2	12	0	2	3	7	0	19	1	3	0	.508	.427	0
2017	—Rays (GCL)	.177	48	158	18	28	5	0	5	14	1	0	10	7	0	50	8	4	4	.304	.257	3
2018	—Princeton	.252	45	151	21	38	9	2	5	18	0	3	3	11	0	54	5	5	3	.437	.310	2
2019	—Hudson Valley	.220	34	118	17	26	6	1	1	17	0	0	6	3	0	40	4	0	4	.314	.276	1
MINOR TOTALS		.233	145	490	63	114	24	3	13	61	1	5	22	28	0	163	18	12	11	.373	.301	6

WRAYAN DIAZ

LHP

AGE: 17 BORN: Sept. 2, 2002 in Ocumare del Tuy, VZ

RESIDES: Nueva Esparta, VZ HT.: 6-2 WT.: 150

BATS & THROWS: Left

ACQUIRED: Signed as international free agent, July 2, 2019

HIGH SCHOOL: —

COLLEGE: —

FULL NAME: Wrayan Amisada Diaz Acosta

SIGNED BY: Ender Gonzalez, Andres Garcia & Joel Chicarelli (Angels)

Year	Club	W-L	ERA	G	GS	CG	GF	SHO	SV	IP	H	R	ER	HR	HB	BB	IBB	SO	WP	BK	BAA
Will make professional debut in 2020																					

DAKOTA DONOVAN

RHP

AGE: 22 BORN: July 25, 1997 in St. George, UT

RESIDES: Eugene, OR HT.: 6-6 WT.: 230

BATS & THROWS: Right

ACQUIRED: 16th round of 2019 First-Year Player Draft

HIGH SCHOOL: Pineview HS (St. George, UT)

COLLEGE: Central Arizona College (Coolidge, AZ), Oregon State University

FULL NAME: Dakota Jerico Donovan Engelma

SIGNED BY: Chad Hermansen (Angels)

Year	Club	W-L	ERA	G	GS	CG	GF	SHO	SV	IP	H	R	ER	HR	HB	BB	IBB	SO	WP	BK	BAA
2019	—	DID NOT PLAY																			

ANGEL DUARTE

RHP

AGE: 18 BORN: Jan. 28, 2002 in San Francisco de Macoris, DR

RESIDES: San Francisco de Macoris, DR HT.: 5-11 WT.: 185

BATS & THROWS: Right

ACQUIRED: Signed as international free agent, July 22, 2019

HIGH SCHOOL: —

COLLEGE: —

FULL NAME: Angel Arismendi Duarte Alvarez

SIGNED BY: Domingo Garcia & Jochy Cabrera (Angels)

Year	Club	W-L	ERA	G	GS	CG	GF	SHO	SV	IP	H	R	ER	HR	HB	BB	IBB	SO	WP	BK	BAA
2019	—Angels (DSL)	3-0	1.65	6	0	0	3	0	0	16.1	9	3	2	0	0	7	0	16	7	0	.167

COLE DUENSING

RHP

AGE: 21 BORN: June 16, 1998 in Overland Park, KS

RESIDES: Overland Park, KS HT.: 6-4 WT.: 175

BATS: Left THROWS: Right

ACQUIRED: Sixth round of 2016 First-Year Player Draft

HIGH SCHOOL: Blue Valley Northwest HS (KS)

COLLEGE: —

FULL NAME: Cole Daniel Duensing

SIGNED BY: Drew Chadd (Angels)

Year	Club	W-L	ERA	G	GS	CG	GF	SHO	SV	IP	H	R	ER	HR	HB	BB	IBB	SO	WP	BK	BAA
2016	—Angels (AZL)	2-0	1.38	8	4	0	0	0	0	13.0	13	3	2	0	1	5	0	11	1	0	.250
2017	—Angels (AZL)	0-1	3.12	4	1	0	0	0	0	8.2	8	3	3	1	1	8	0	3	1	0	.242
	Orem	3-5	10.74	9	9	0	0	0	0	32.2	42	39	39	9	7	17	1	22	5	0	.323
2018	—Orem	0-10	10.32	15	13	0	1	0	0	52.1	86	64	60	11	4	33	0	39	18	1	.381
2019	—Burlington	6-7	5.06	25	20	0	1	0	1	96.0	87	62	54	8	8	65	0	90	11	0	.247
	Angels (AZL)	0-0	108.00	1	1	0	0	0	0	0.1	0	4	4	0	0	4	0	0	1	0	.000
MINOR TOTALS		11-23	7.76	62	48	0	2	0	1	203.0	236	175	162	29	21	132	1	165	37	1	.297

ALEJANDRO DURAN

RHP

AGE: 17 BORN: Apr. 10, 2002 in Barquisimeto, VZ

RESIDES: Barquisimeto, VZ HT.: 5-11 WT.: 150

BATS & THROWS: Right

ACQUIRED: Signed as international free agent, Jan. 4, 2019

HIGH SCHOOL: —

COLLEGE: —

FULL NAME: Alejandro Antonio Duran Rodriguez

SIGNED BY: Marlon Urdaneta & Andres Garcia (Angels)

Year	Club	W-L	ERA	G	GS	CG	GF	SHO	SV	IP	H	R	ER	HR	HB	BB	IBB	SO	WP	BK	BAA
2019	—Angels (DSL)	0-0	1.93	7	5	0	0	0	0	28.0	21	7	6	0	3	5	0	34	6	1	.206



ORGANIZATIONAL PLAYERS



EMMANUEL DURAN

RHP

AGE: 19	BORN: Oct. 9, 2000 in Zulia, VZ	RESIDES: Zulia, VZ	HT.: 6-1	WT.: 180
BATS & THROWS: Right		ACQUIRED: Signed as international free agent, July 6, 2017		
HIGH SCHOOL: —		COLLEGE: —		
FULL NAME: Emmanuel Alejandro Duran		SIGNED BY: Andres Garcia & Marlon Urdaneta (Angels)		

Year	Club	W-L	ERA	G	GS	CG	GF	SHO	SV	IP	H	R	ER	HR	HB	BB	IBB	SO	WP	BK	BAA
2018—Angels (DSL)		0-5	6.57	14	9	0	0	0	0	38.1	25	37	28	3	8	33	0	42	21	0	.184
2019—Angels (AZL)		1-2	6.81	12	2	0	1	0	0	37.0	34	33	28	1	3	43	0	40	16	0	.256
MINOR TOTALS		1-7	6.69	26	11	0	1	0	0	75.1	59	70	56	4	11	76	0	82	37	0	.219

ERINSON ESCOBOZA

RHP

AGE: 18	BORN: Sept. 22, 2001 in Santiago, DR	RESIDES: Santiago, DR	HT.: 6-2	WT.: 150
BATS & THROWS: Right		ACQUIRED: Signed as international free agent, July 26, 2019		
HIGH SCHOOL: —		COLLEGE: —		
FULL NAME: Erinson Escoboza Rodriguez		SIGNED BY: Jochy Cabrera (Angels)		

Year	Club	W-L	ERA	G	GS	CG	GF	SHO	SV	IP	H	R	ER	HR	HB	BB	IBB	SO	WP	BK	BAA
Will make professional debut in 2020																					

ISAIAS FALCON

INF

AGE: 19	BORN: Oct. 26, 2000 in San Cristobal, DR	RESIDES: Bani, DR	HT.: 5-10	WT.: 165
BATS & THROWS: Right		ACQUIRED: Signed as international free agent, Nov. 7, 2019		
HIGH SCHOOL: —		COLLEGE: —		
FULL NAME: Isaias Falcon		SIGNED BY: Frank Tejada & Domingo Garcia (Angels)		

Year	Club	AVG	G	AB	R	H	2B	3B	HR	RBI	SH	SF	HBP	BB	IBB	SO	SB	CS	GDP	SLG	OBP	E
2019—Angels (AZL)		.242	23	66	6	16	3	1	0	6	0	0	1	9	1	22	1	1	1	.318	.342	7

WILLI FAÑA

OF

AGE: 17	BORN: Aug. 20, 2002 in La Vega, DR	RESIDES: La Vega, DR	HT.: 6-0	WT.: 170
BATS & THROWS: Left		ACQUIRED: Signed as international free agent, Aug. 20, 2018		
HIGH SCHOOL: —		COLLEGE: —		
FULL NAME: Willi Junior Faña Rojas		SIGNED BY: Jochy Cabrera (Angels)		

Year	Club	AVG	G	AB	R	H	2B	3B	HR	RBI	SH	SF	HBP	BB	IBB	SO	SB	CS	GDP	SLG	OBP	E
2019—Angels (DSL)		.206	50	180	18	37	6	2	2	22	0	3	0	13	0	50	3	1	7	.294	.255	4

JEANS FLORES

C

AGE: 22	BORN: Mar. 20, 1998 in Villa de Cura, VZ	RESIDES: Villa de Cura, VZ	HT.: 5-11	WT.: 165
BATS & THROWS: Right		ACQUIRED: Signed as international free agent, July 4, 2014		
HIGH SCHOOL: —		COLLEGE: —		
FULL NAME: Jeans Carlos Flores Zambrano		SIGNED BY: Carlos Ramirez & Lebi Ochoa (Angels)		

Year	Club	AVG	G	AB	R	H	2B	3B	HR	RBI	SH	SF	HBP	BB	IBB	SO	SB	CS	GDP	SLG	OBP	E
2015—Angels (DSL)		.237	50	169	27	40	3	2	1	13	0	3	7	20	0	24	11	5	5	.296	.337	9
2016—										INJURED — DID NOT PLAY												
2017—										INJURED — DID NOT PLAY												
2018—Angels (AZL)		.173	23	75	4	13	2	0	0	3	1	1	6	0	14	0	0	4	.200	.241	6	
2019—Orem		.267	19	60	4	16	2	0	2	9	0	2	2	7	1	15	0	1	1	.400	.352	3
MINOR TOTALS		.227	92	304	35	69	7	2	3	12	1	6	10	33	1	53	11	6	10	.293	.317	18

SADRAC FRANCO

RHP

AGE: 19	BORN: June 4, 2000 in David, Panama	RESIDES: Chiriqui, Panama	HT.: 6-0	WT.: 155
BATS & THROWS: Right		ACQUIRED: Signed as international free agent, July 2, 2017		
HIGH SCHOOL: —		COLLEGE: —		
FULL NAME: Sadrac Daniel Franco Caballero		SIGNED BY: Raul Gonzalez (Angels)		

Year	Club	W-L	ERA	G	GS	CG	GF	SHO	SV	IP	H	R	ER	HR	HB	BB	IBB	SO	WP	BK	BAA
2017—Angels (DSL)		1-3	3.45	7	1	0	1	0	0	15.2	15	8	6	0	3	0	14	0	0	.246	
2018—Angels (AZL)		1-1	4.94	12	3	0	1	0	1	31.0	30	20	17	1	0	19	0	32	10	1	.250
	Orem	1-1	14.54	2	0	0	0	0	0	4.1	7	7	7	0	3	2	0	4	4	0	.389
2019—Orem		0-2	5.04	8	8	0	0	0	0	25.0	28	22	14	5	1	13	0	25	7	0	.272
MINOR TOTALS		3-7	5.21	29	12	0	2	0	1	76.0	80	57	44	6	4	37	0	75	21	1	.265

NICK FRANK

RHP

AGE: 23	BORN: Feb. 12, 1997 in Carmichael, CA	RESIDES: Wauchula, FL	HT.: 6-2	WT.: 205
BATS & THROWS: Right		ACQUIRED: 15th round of 2018 First-Year Player Draft		
HIGH SCHOOL: Granite Bay HS (CA)		COLLEGE: St. Mary's College (Moraga, CA)		
FULL NAME: Nick Wesley Frank		SIGNED BY: Brian Tripp (Angels)		

Year	Club	W-L	ERA	G	GS	CG	GF	SHO	SV	IP	H	R	ER	HR	HB	BB	IBB	SO	WP	BK	BAA
2018—										DID NOT PLAY											
2019—										DID NOT PLAY											

MINOR LEAGUE





ORGANIZATIONAL PLAYERS

SAM FULLER

RHP

AGE: 21 BORN: Oct. 20, 1998 in Atlanta, GA

RESIDES: Smyrna, GA

HT.: 6-0 WT.: 195

BATS & THROWS: Right

ACQUIRED: 14th round of 2017 First-Year Player Draft

HIGH SCHOOL: Whitefield Academy (Mableton, GA)

COLLEGE: —

FULL NAME: Sam Adrian Fuller

SIGNED BY: Todd Hogan (Angels)

Year	Club	W-L	ERA	G	GS	CG	GF	SHO	SV	IP	H	R	ER	HR	HB	BB	IBB	SO	WP	BK	BAA	
2017	—Angels (AZL)	0-0	0.00	2	0	0	0	0	0	2	2	2	0	0	0	0	0	0	0	0	0	.250

2018— INJURED - DID NOT PLAY

2019— DID NOT PLAY

LEONARD GARCIA

LHP

AGE: 16 BORN: Aug. 11, 2003 in Barcelona, VZ

RESIDES: Anzoategui, VZ

HT.: 6-2 WT.: 165

BATS & THROWS: Left

ACQUIRED: Signed as international free agent, Aug. 11, 2019

HIGH SCHOOL: —

COLLEGE: —

FULL NAME: Leonard Jesus Garcia Tayupo

SIGNED BY: N/A

Year	Club	W-L	ERA	G	GS	CG	GF	SHO	SV	IP	H	R	ER	HR	HB	BB	IBB	SO	WP	BK	BAA
Will make professional debut in 2020																					

JOE GATTO

RHP

AGE: 24 BORN: June 14, 1995 in Voorhees, NJ

RESIDES: Hammonton, NJ

HT.: 6-3 WT.: 220

BATS & THROWS: Right

ACQUIRED: Second round of 2014 First-Year Player Draft

HIGH SCHOOL: St. Augustine College Preparatory School (NJ)

COLLEGE: —

FULL NAME: Joe John Gatto

SIGNED BY: Nick Gorneault (Angels)

Year	Club	W-L	ERA	G	GS	CG	GF	SHO	SV	IP	H	R	ER	HR	HB	BB	IBB	SO	WP	BK	BAA
2014	—Angels (ASL)	2-1	5.40	10	6	0	0	0	0	25.0	33	17	15	1	1	9	0	15	9	1	.320
	Orem	0-0	4.50	1	1	0	0	0	0	2.0	3	1	1	1	0	0	0	1	0	0	.375
2015	—Orem	2-3	4.31	12	12	0	0	0	0	54.1	73	31	26	4	0	17	0	38	5	0	.340
2016	—Burlington	3-8	7.03	15	15	0	0	0	0	64.0	88	62	50	5	0	33	0	54	16	0	.321
2017	—Burlington	5-7	3.46	21	21	0	0	0	0	96.1	90	42	37	2	2	45	0	78	11	1	.247
	Inland Empire	3-2	3.34	6	6	0	0	0	0	32.1	31	17	12	1	1	14	0	23	1	2	.258
2018	—Inland Empire	5-2	4.15	9	9	0	0	0	0	43.1	43	21	20	2	3	18	0	51	1	0	.256
	Mobile	3-4	5.75	16	16	0	0	0	0	76.2	85	54	49	8	4	36	0	49	6	0	.283
2019	—Mobile	5-4	4.80	32	0	0	11	0	3	54.1	63	33	29	2	0	28	0	57	10	0	.293
MINOR TOTALS	28-31	4.80	122	86	0	11	0	3	448.1	509	278	239	26	11	200	0	366	59	4	.288	

STARLIN GILL

INF

AGE: 20 BORN: Mar. 16, 2000 in San Rafael del Yuma, DR

RESIDES: Higüey, DR

HT.: 5-10 WT.: 150

BATS & THROWS: Right

ACQUIRED: Signed as international free agent, Aug. 25, 2017

HIGH SCHOOL: —

COLLEGE: —

FULL NAME: Starlin Abraham Gill Brito

SIGNED BY: Domingo Garcia (Angels)

Year	Club	AVG	G	AB	R	H	2B	3B	HR	RBI	SH	SF	HBP	BB	IBB	SO	SB	CS	GDP	SLG	OBP	E
2018	INJURED — DID NOT PLAY																					
2019	—Angels (DSL)	.303	44	145	29	44	6	1	0	21	1	0	5	18	0	19	15	6	2	.359	.399	17

JULIO GOFF

RHP

AGE: 20 BORN: Jan. 11, 2000 in David, Panama

RESIDES: David, Panama

HT.: 5-10 WT.: 200

BATS & THROWS: Right

ACQUIRED: Signed as international free agent, Oct. 29, 2018

HIGH SCHOOL: —

COLLEGE: —

FULL NAME: Julio Goff Ibarra

SIGNED BY: Raul Gonzalez (Angels)

Year	Club	W-L	ERA	G	GS	CG	GF	SHO	SV	IP	H	R	ER	HR	HB	BB	IBB	SO	WP	BK	BAA
2019	—Angels (DSL)	1-2	9.24	4	2	0	0	0	0	12.2	21	13	13	3	1	4	0	13	0	0	.382
	Angels (AZL)	1-2	3.73	9	3	0	1	0	0	31.1	30	16	13	1	0	15	0	34	4	0	.248
MINOR TOTALS	2-4	5.32	13	5	0	1	0	0	44.0	51	29	26	4	1	19	0	47	4	0	.290	

LUIZ GOHARA

LHP

For information, see 2020 Players Sections

MINOR LEAGUE



ORGANIZATIONAL PLAYERS



CRISTIAN GOMEZ

INF

AGE: 23 **BORN:** Oct. 29, 1996 in Santo Domingo, DR
BATS: Left **THROWS:** Right
HIGH SCHOOL: —

RESIDES: Manoguayabo, DR **HT:** 6-2 **WT:** 190
ACQUIRED: Signed as international free agent, Aug. 25, 2015
COLLEGE: —

FULL NAME: Cristian Albert Gomez Martinez

SIGNED BY: Frank Tejada & Alfredo Ulloa (Angels)

Year	Club	AVG	G	AB	R	H	2B	3B	HR	RBI	SH	SF	HBP	BB	IBB	SO	SB	CS	GDP	SLG	OBP	E
2016	—Angels (DSL)	.200	61	215	13	43	10	4	1	27	0	1	6	14	1	36	4	7	5	.298	.267	3
2017	—Angels (DSL)	.249	70	261	31	65	13	2	4	35	0	1	9	19	1	48	12	6	4	.360	.321	4
2018	—Angels (AZL)	.500	2	6	2	3	3	0	0	0	0	0	3	0	2	0	0	0	1,000	.667	2	2
2019	—Angels (AZL)	.265	55	200	35	53	12	4	2	24	0	2	4	22	0	45	2	0	7	.395	.346	8
	Orem	.281	10	32	6	9	2	2	0	1	0	0	3	0	14	0	0	1	.469	.343	2	2
MINOR TOTALS		.242	198	714	87	173	40	12	7	87	0	4	19	61	2	145	18	13	17	.361	.317	19

OLIVIER GOMEZ

RHP

AGE: 18 **BORN:** Dec. 4, 2001 in Esperanza, DR
BATS & THROWS: Right
HIGH SCHOOL: —

RESIDES: Columbia, MD **HT:** 6-1 **WT:** 145
ACQUIRED: Signed as minor league free agent, July 2, 2019
COLLEGE: —

FULL NAME: Olivier Gomez Gutierrez

SIGNED BY: Jochy Cabrera & Aneudi Mercado (Angels)

Year	Club	W-L	ERA	G	GS	CG	GF	SHO	SV	IP	H	R	ER	HR	HB	BB	IBB	SO	WP	BK	BAA
2019	—Angels (DSL)	1-3	6.48	6	2	0	0	0	0	16.2	17	15	12	0	1	8	0	11	3	0	.250

ANDRES GONZALEZ

C

AGE: 18 **BORN:** Sept. 8, 2000 in Maracaibo, VZ
BATS & THROWS: Right
HIGH SCHOOL: —

RESIDES: Maracaibo, VZ **HT:** 5-10 **WT:** 170
ACQUIRED: Signed as international free agent, May 16, 2018
COLLEGE: —

FULL NAME: Andres Eduardo Gonzalez

SIGNED BY: Rusbell Cabrera & Marlon Urdaneta (Angels)

Year	Club	AVG	G	AB	R	H	2B	3B	HR	RBI	SH	SF	HBP	BB	IBB	SO	SB	CS	GDP	SLG	OBP	E
2018	—Angels (DSL)	.200	34	95	7	19	2	0	0	10	0	1	0	13	0	21	1	0	2	.221	.294	5
<i>DID NOT PLAY</i>																						

JENRRY GONZALEZ

LHP

AGE: 18 **BORN:** June 7, 2001 in Merida, Venezuela
BATS & THROWS: Left
HIGH SCHOOL: —

RESIDES: Merida, Venezuela **HT:** 5-10 **WT:** 160
ACQUIRED: Signed as international free agent, July 6, 2017
COLLEGE: —

FULL NAME: Jenrry Jose Gonzalez Benites

SIGNED BY: Andres Garcia & Marlon Urdaneta (Angels)

Year	Club	W-L	ERA	G	GS	CG	GF	SHO	SV	IP	H	R	ER	HR	HB	BB	IBB	SO	WP	BK	BAA
2018	—Angels (DSL)	1-4	3.56	13	11	0	0	0	0	43.0	39	25	17	1	3	15	0	38	7	1	.236
2019	—Angels (AZL)	3-2	4.34	10	4	0	4	0	1	37.1	32	25	18	1	1	23	0	53	7	1	.227
	Orem	0-1	5.40	2	2	0	0	0	0	6.2	6	5	4	0	2	5	0	14	1	0	.214
MINOR TOTALS		4-7	4.03	24	17	0	4	0	1	87.0	77	55	39	2	6	43	0	105	15	2	.231

SPENCER GRIFFIN

OF

AGE: 23 **BORN:** Oct. 24, 1996 in Richmond, TX
BATS & THROWS: Right
HIGH SCHOOL: Travis HS (TX)

RESIDES: Omaha, NE **HT:** 6-1 **WT:** 170
ACQUIRED: 16th round of 2017 First-Year Player Draft
COLLEGE: Wharton County JC (TX)

FULL NAME: Spencer Randazzo Griffin

SIGNED BY: Rudy Vasquez (Angels)

Year	Club	AVG	G	AB	R	H	2B	3B	HR	RBI	SH	SF	HBP	BB	IBB	SO	SB	CS	GDP	SLG	OBP	E
2017	—Orem	.206	26	102	17	21	5	2	1	6	1	1	3	8	0	37	3	1	4	.324	.281	1
2018	—Burlington	.221	108	394	56	87	8	7	2	40	1	3	2	50	0	150	11	7	8	.292	.310	2
2019	—Burlington	.243	96	333	55	81	11	6	8	35	1	3	5	49	0	118	12	4	8	.384	.346	1
	Inland Empire	.234	30	107	15	25	6	2	0	8	0	0	1	17	1	32	3	0	1	.327	.344	0
MINOR TOTALS		.229	260	936	143	214	30	17	11	89	3	7	11	124	1	337	29	12	21	.332	.324	4

JORDAN GUBELMAN

RHP

AGE: 22 **BORN:** Apr. 5, 1997 in Winfield, IL
BATS & THROWS: Right
HIGH SCHOOL: Sarasota HS (FL)

RESIDES: Columbia, MO **HT:** 6-2 **WT:** 225
ACQUIRED: Signed as non-drafted free agent, June 19, 2019
COLLEGE: University of Missouri Columbia

FULL NAME: Jordan William Gubelman

SIGNED BY: Joel Murrie (Angels)

Year	Club	W-L	ERA	G	GS	CG	GF	SHO	SV	IP	H	R	ER	HR	HB	BB	IBB	SO	WP	BK	BAA
2019	—Angels (AZL)	0-2	6.92	8	0	0	4	0	1	13.0	19	13	10	2	0	3	0	11	1	0	.352
	Inland Empire	1-0	0.00	1	0	0	1	0	0	1.0	1	1	0	0	0	1	0	0	1	0	.250
MINOR TOTALS		1-2	6.43	9	0	0	5	0	1	14.0	20	14	10	2	0	4	0	11	2	0	.345

MINOR LEAGUE





ORGANIZATIONAL PLAYERS

ZANE GURWITZ

INF

AGE: 25 BORN: Dec. 1, 1994 in San Antonio, TX

RESIDES: San Antonio, TX

HT.: 5-8 WT.: 185

BATS & THROWS: Right

ACQUIRED: 26th round of 2017 First-Year Player Draft

HIGH SCHOOL: Winston Churchill HS (TX)

COLLEGE: University of Texas at Austin

FULL NAME: Zane Harrison Gurwitz

SIGNED BY: Rudy Vasquez (Angels)

Year	Club	AVG	G	AB	R	H	2B	3B	HR	RBI	SH	SF	HBP	BB	IBB	SO	SB	CS	GDP	SLG	OBP	E
2017	—Angels (AZL)	.386	23	88	15	34	7	2	2	17	0	0	3	7	1	11	7	2	1	.580	.449	1
	Burlington	.192	8	26	2	5	0	0	0	1	0	0	1	0	0	5	0	1	0	.192	.222	1
2018	—Burlington	.177	37	124	12	22	4	2	0	8	0	0	0	11	0	29	0	0	8	.242	.244	6
	Inland Empire	.227	29	110	8	25	8	2	2	12	0	0	1	7	0	28	1	1	4	.391	.280	2
2019	—Inland Empire	.288	71	250	41	72	13	3	7	35	0	2	4	27	1	69	1	0	7	.448	.364	12
	Mobile	.204	29	103	10	21	4	0	1	12	0	1	1	11	0	30	3	0	2	.272	.284	4
MINOR TOTALS		.255	197	701	88	179	36	9	12	85	0	3	10	63	2	172	12	4	22	.384	.324	26

EMILKER GUZMAN

RHP

AGE: 21 BORN: Feb. 10, 1999 in Caracas, VZ

RESIDES: Caracas, VZ

HT.: 5-10 WT.: 160

BATS & THROWS: Right

ACQUIRED: Signed as international free agent, May 9, 2017

HIGH SCHOOL: —

COLLEGE: —

FULL NAME: Emilker Jose Guzman Beomon

SIGNED BY: Jochy Cabrera & Frankie Thon, Jr. (Angels)

Year	Club	W-L	ERA	G	GS	CG	GF	SHO	SV	IP	H	R	ER	HR	HB	BB	IBB	SO	WP	BK	BAA
2017	—Angels (DSL)	6-0	1.02	17	1	1	8	0	0	44.0	24	8	5	0	3	11	3	30	2	0	.162
2018	—Angels (AZL)	1-2	3.38	11	9	0	0	0	0	37.1	36	16	14	2	1	7	0	31	3	0	.250
	Orem	0-1	4.70	2	1	0	0	0	0	7.2	6	4	4	0	0	4	0	5	0	0	.231
2019	—Orem	3-7	4.82	15	12	0	1	0	0	61.2	63	42	33	5	3	14	0	59	8	1	.263
MINOR TOTALS		10-10	3.35	45	23	1	9	0	0	150.2	129	70	56	7	7	36	3	125	13	1	.231

JOSE GUZMAN

INF

AGE: 19 BORN: Sept. 15, 2000 in Santo Domingo, DR

RESIDES: Santo Domingo, DR

HT.: 5-11 WT.: 162

BATS: Switch THROWS: Right

ACQUIRED: Signed as international free agent, Feb. 26, 2018

HIGH SCHOOL: —

COLLEGE: —

FULL NAME: Jose Alberto Guzman Santos

SIGNED BY: Frank Tejada (Angels)

Year	Club	AVG	G	AB	R	H	2B	3B	HR	RBI	SH	SF	HBP	BB	IBB	SO	SB	CS	GDP	SLG	OBP	E
2018	—Angels (DSL)	.282	44	131	20	37	4	5	1	7	0	0	2	21	0	32	6	3	2	.412	.390	17
2019	—Angels (AZL)	.189	49	175	31	33	6	0	1	17	0	1	2	29	0	56	3	1	6	.240	.309	22
	Orem	.208	6	24	3	5	0	0	0	1	0	0	0	3	0	6	0	0	1	.208	.296	2
MINOR TOTALS		.227	99	330	54	75	10	5	2	25	0	1	4	53	0	94	9	4	9	.306	.340	41

BRETT HANEWICH

RHP

AGE: 25 BORN: Dec. 15, 1994 in Bradenton, FL

RESIDES: Chattanooga, TN

HT.: 6-3 WT.: 200

BATS: Switch THROWS: Right

ACQUIRED: Ninth round of 2017 First-Year Player Draft

HIGH SCHOOL: IMG Academy (Bradenton, FL)

COLLEGE: Stanford University

FULL NAME: Brett Alec Hanewich

SIGNED BY: Brian Tripp (Angels)

Year	Club	W-L	ERA	G	GS	CG	GF	SHO	SV	IP	H	R	ER	HR	HB	BB	IBB	SO	WP	BK	BAA
2017	—Orem	2-1	7.18	18	0	0	10	0	0	26.1	31	21	21	2	1	18	0	30	9	0	.290
2018	—Burlington	0-2	3.76	16	0	0	4	0	2	26.1	25	12	11	0	4	15	0	23	2	0	.275
	Inland Empire	3-0	1.90	26	0	0	6	0	1	42.2	26	11	9	2	7	31	0	51	2	0	.179
2019	—Inland Empire	1-0	0.93	13	0	0	6	0	1	19.1	8	3	2	1	0	7	0	28	1	0	.123
	Mobile	0-5	5.12	19	0	0	10	0	1	19.1	21	16	11	2	1	19	0	22	2	0	.284
MINOR TOTALS		6-8	3.63	92	0	0	36	0	5	134.0	111	63	54	7	13	90	0	154	16	0	.230

AARON HERNANDEZ

RHP

AGE: 23 BORN: Dec. 2, 1996 in Corpus Christi, TX

RESIDES: Denver, CO

HT.: 6-1 WT.: 170

BATS & THROWS: Right

ACQUIRED: Third round of 2018 First-Year Player Draft

HIGH SCHOOL: Foy H. Moody HS (TX)

COLLEGE: Texas A&M-Corpus Christi

FULL NAME: Aaron Alexander Hernandez

SIGNED BY: Rudy Vasquez (Angels)

Year	Club	W-L	ERA	G	GS	CG	GF	SHO	SV	IP	H	R	ER	HR	HB	BB	IBB	SO	WP	BK	BAA
2018	—									<i>DID NOT PLAY</i>											
2019	—Inland Empire	1-4	4.46	20	15	0	2	0	0	72.2	75	38	36	6	7	46	0	81	9	0	.269

GABRIEL HERNANDEZ

RHP

AGE: 18 BORN: Jan. 22, 2002 in Araya, VZ

RESIDES: Araya, VZ

HT.: 6-1 WT.: 160

BATS & THROWS: Right

ACQUIRED: Signed as international free agent, July 2, 2018

HIGH SCHOOL: —

COLLEGE: —

FULL NAME: Gabriel Jose Hernandez Millan

SIGNED BY: Ender Gonzalez & Marlon Urdaneta (Angels)

Year	Club	AVG	G	AB	R	H	2B	3B	HR	RBI	SH	SF	HBP	BB	IBB	SO	SB	CS	GDP	SLG	OBP	E
2019	—									<i>DID NOT PLAY</i>												

MINOR LEAGUE



ORGANIZATIONAL PLAYERS



TRAVIS HERRIN

RHP

AGE: 24 BORN: Apr. 29, 1995 in Indianapolis, IN

RESIDES: San Bernadino, CA

HT.: 6-2 WT.: 220

BATS & THROWS: Right

ACQUIRED: 18th round of 2015 First-Year Player Draft

HIGH SCHOOL: Lebanon HS (IN)

COLLEGE: Wabash Valley College (IL)

FULL NAME: Travis Gene Herrin

SIGNED BY: Joel Murrie (Angels)

Year	Club	W-L	ERA	G	GS	CG	GF	SHO	SV	IP	H	R	ER	HR	HB	BB	IBB	SO	WP	BK	BAA
2015	—Orem	1-1	11.57	9	0	0	3	0	0	9.1	16	12	12	5	0	5	0	8	3	0	.364
	Angels (AZL)	1-1	3.93	9	1	0	2	0	0	18.1	20	10	8	1	0	4	0	12	3	2	.278
2016	—Orem	3-4	5.67	14	14	0	0	0	0	60.1	82	40	38	6	1	15	0	50	3	1	.329
2017	—Burlington	2-4	3.61	10	6	0	2	0	2	42.1	41	18	17	6	4	11	0	51	6	0	.252
2018	—Angels (AZL)	0-0	0.00	4	2	0	0	0	0	6.0	2	0	0	0	0	0	0	4	1	0	.100
	Inland Empire	0-2	3.00	3	1	0	1	0	0	6.0	4	2	2	2	0	0	0	6	1	0	.190
2019	—Inland Empire	5-6	5.01	23	14	0	2	0	1	106.0	103	68	59	11	2	50	0	106	17	2	.256
MINOR TOTALS	12-18	4.93	72	38	0	10	0	3	3	248.1	268	150	136	31	7	85	0	237	34	5	.276

MAX HERRMANN

LHP

AGE: 26 BORN: July 17, 1993 in Rutherford, NJ

RESIDES: Woodbridge, NJ

HT.: 6-3 WT.: 210

BATS & THROWS: Left

ACQUIRED: Signed as non-drafted free agent, July 18, 2017

HIGH SCHOOL: Montclair Kimberley Academy (NJ)

COLLEGE: Rutgers University (NJ)

FULL NAME: Max Joseph Herrmann

SIGNED BY: Ryan Leahy (Angels)

Year	Club	W-L	ERA	G	GS	CG	GF	SHO	SV	IP	H	R	ER	HR	HB	BB	IBB	SO	WP	BK	BAA
2017	—Angels (AZL)	2-1	5.06	10	0	0	5	0	1	16.0	17	10	9	1	4	12	1	17	3	0	.283
2018	—Burlington	2-9	5.78	29	12	0	5	0	0	81.0	113	58	52	7	4	34	0	68	5	0	.332
	Inland Empire	0-0	3.86	1	0	0	0	0	0	2.1	2	1	0	0	0	0	0	0	0	0	.200
	Mobile	0-0	0.00	1	0	0	0	0	0	1.0	1	0	0	0	0	0	0	0	1	0	.250
2019	—Mobile	1-4	4.94	12	8	1	3	0	0	54.2	57	38	30	1	7	29	1	27	1	0	.281
	Salt Lake	1-1	2.70	4	2	0	0	0	0	16.2	20	6	5	0	1	8	0	15	0	0	.317
MINOR TOTALS	6-15	5.03	57	22	1	13	0	1	1	171.2	210	113	96	9	16	85	2	127	10	0	.309

ALEJANDRO HIDALGO

RHP

AGE: 16 BORN: May 22, 2003 in Maracay, VZ

RESIDES: Aragua, VZ

HT.: 6-1 WT.: 160

BATS & THROWS: Right

ACQUIRED: Signed as international free agent, July 2, 2019

HIGH SCHOOL: —

COLLEGE: —

FULL NAME: Alejandro Hidalgo

SIGNED BY: Andres Garcia, Joel Chicarelli, Aneudi Mercado & Rusbell Cabrera (Angels)

Year	Club	W-L	ERA	G	GS	CG	GF	SHO	SV	IP	H	R	ER	HR	HB	BB	IBB	SO	WP	BK	BAA
Will make professional debut in 2020																					

CONNOR HIGGINS

LHP

AGE: 23 BORN: July 21, 1996 in Allentown, PA

RESIDES: Douglasville, GA

HT.: 6-5 WT.: 240

BATS: Right THROWS: Left

ACQUIRED: 30th round of 2018 First-Year Player Draft

HIGH SCHOOL: Parkland HS (PA)

COLLEGE: Arizona State University

FULL NAME: Connor John Higgins

SIGNED BY: Jayson Durocher (Angels)

Year	Club	W-L	ERA	G	GS	CG	GF	SHO	SV	IP	H	R	ER	HR	HB	BB	IBB	SO	WP	BK	BAA
2018	—Angels (AZL)	2-1	3.86	14	0	0	5	0	1	21.0	16	11	9	0	2	17	0	24	3	1	.198
	Orem	0-0	0.00	2	0	0	1	0	0	1.0	0	0	0	0	0	1	0	0	1	0	.000
2019	—Burlington	3-2	0.46	12	0	0	8	0	3	19.2	12	9	1	0	1	12	0	26	1	0	.167
	Inland Empire	0-3	5.11	24	0	0	11	0	3	37.0	30	23	21	6	2	18	0	48	3	0	.224
MINOR TOTALS	5-6	3.55	52	0	0	25	0	7	7	78.2	58	43	31	6	5	48	0	98	8	1	.201

ADAM HOFACKET

RHP

AGE: 26 BORN: February 18, 1994 in Riverside, CA

RESIDES: Corona, CA

HT.: 6-1 WT.: 195

BATS & THROWS: Right

ACQUIRED: 10th round of 2015 First-Year Player Draft

HIGH SCHOOL: Santiago HS (CA)

COLLEGE: California Baptist University (Riverside, CA)

FULL NAME: Adam Christopher Hofacket

SIGNED BY: Tim Corcoran (Angels)

Year	Club	W-L	ERA	G	GS	CG	GF	SHO	SV	IP	H	R	ER	HR	HB	BB	IBB	SO	WP	BK	BAA
2015	—Orem	4-0	3.77	26	0	0	18	0	8	31	32	14	13	5	1	3	1	23	1	1	.269
2016	—Burlington	1-1	2.53	15	0	0	14	0	7	21.1	20	6	6	2	1	2	0	24	2	0	.238
	Inland Empire	1-2	6.03	26	0	0	14	0	2	34.1	38	24	23	4	2	13	0	37	3	0	.275
2017	—Inland Empire	2-0	2.20	10	0	0	4	0	0	16.1	12	5	4	1	0	3	0	16	3	0	.203
	Mobile	1-2	2.79	26	0	0	16	0	6	38.2	38	13	12	3	2	8	0	37	3	0	.257
	Salt Lake	0-2	6.75	11	0	0	4	0	0	14.2	20	11	11	2	0	0	0	9	1	0	.351
2018	—Salt Lake	5-1	8.17	18	0	0	4	0	0	25.1	35	23	23	3	3	11	0	14	3	0	.347
	Angels (AZL)	0-0	3.86	8	0	0	1	0	0	11.2	10	6	5	0	0	2	0	14	2	0	.217
	Mobile	0-0	9.00	8	0	0	1	0	0	11	20	15	11	1	0	6	0	6	0	0	.377
2019	—Mobile	3-3	2.09	30	0	0	13	0	6	51.2	54	17	12	2	1	17	1	53	6	0	.270
	Salt Lake	0-0	4.73	6	1	0	1	0	0	13.1	13	7	7	1	0	4	0	13	1	1	.271
MINOR TOTALS	17-11	4.24	184	1	0	90	0	29	6	269.1	292	141	127	24	10	71	2	246	25	2	.277





ORGANIZATIONAL PLAYERS

WILLIAM HOLMES

RHP/DH

AGE: 19 BORN: Dec. 22, 2000 in Wyandotte, MI
BATS & THROWS: Right
HIGH SCHOOL: Western International HS (Detroit, MI)
FULL NAME: William Xavier Holmes

RESIDES: Taylor, MI HT: 6-2 WT: 185
ACQUIRED: Fifth round of 2018 First-Year Player Draft
COLLEGE: —
SIGNED BY: Drew Dominguez (Angels)

Pitching:		Year	Club	W-L	ERA	G	GS	CG	GF	SHO	SV	IP	H	R	ER	HR	HB	BB	IBB	SO	WP	BK	BAA
2018—												<i>DID NOT PITCH</i>											
2019—Angels (AZL)		0-2		5.71	7	6	0	0	0	0	0	17.1	15	12	11	2	2	16	0	25	8	0	.238
Orem		0-0		3.86	2	2	0	0	0	0	0	7.0	4	3	3	2	1	4	0	13	0	0	.182
MINOR TOTALS		0-2		5.55	9	8	0	0	0	0	0	24.1	19	15	14	4	3	20	0	38	8	0	.224

TORII HUNTER JR.

OF

AGE: 24 BORN: June 7, 1995 in Pine Bluff, AR
BATS & THROWS: Right
HIGH SCHOOL: Prosper HS (TX)
FULL NAME: Torii Kedar Hunter

RESIDES: Northridge, CA HT: 6-2 WT: 180
ACQUIRED: 23rd round of 2016 First-Year Player Draft
COLLEGE: University of Notre Dame
SIGNED BY: Jared Barnes (Angels)

Year	Club	AVG	G	AB	R	H	2B	3B	HR	RBI	SH	SF	HBP	BB	IBB	SO	SB	CS	GDP	SLG	OBP	E
2017—Orem		.352	52	213	48	75	10	3	1	28	4	0	7	23	1	44	13	2	4	.441	.432	3
2018—Burlington		.255	97	381	59	97	14	8	2	27	0	4	4	44	0	106	24	6	4	.349	.335	3
Inland Empire		.327	13	55	4	18	1	1	0	1	1	0	2	2	0	18	5	0	1	.382	.373	1
2019—Inland Empire		.251	73	259	29	65	7	4	1	27	1	1	7	38	1	76	16	3	4	.320	.361	2
Orem		.200	4	15	3	3	1	0	0	2	0	0	0	0	0	6	1	0	0	.267	.200	1
MINOR TOTALS		.280	239	923	143	258	33	16	4	85	6	5	20	107	2	250	59	11	13	.363	.365	10

JEREMIAH JACKSON

INF

AGE: 20 BORN: Mar. 26, 2000 in Antioch, TN
BATS & THROWS: Right
HIGH SCHOOL: St. Luke's Episcopal School (AL)
FULL NAME: Jeremiah Nicholas Kenley Jackson

RESIDES: Mobile, AL HT: 6-0 WT: 165
ACQUIRED: Second round of 2018 First-Year Player Draft
COLLEGE: —
SIGNED BY: J.T. Zink (Angels)

Year	Club	AVG	G	AB	R	H	2B	3B	HR	RBI	SH	SF	HBP	BB	IBB	SO	SB	CS	GDP	SLG	OBP	E
2018—Angels (AZL)		.317	21	82	13	26	4	2	5	14	0	1	1	7	0	25	6	1	2	.598	.374	7
Orem		.198	22	91	13	18	6	3	2	9	0	1	0	8	0	34	4	1	2	.395	.260	11
2019—Orem		.266	65	256	47	68	14	2	23	60	0	6	5	24	0	96	5	1	4	.605	.333	18
MINOR TOTALS		.261	108	429	47	112	24	7	30	83	0	8	6	39	0	155	15	3	8	.559	.326	36

JORGE JIMENEZ

INF

AGE: 17 BORN: June 9, 2002 in Tinaco, VZ
BATS & THROWS: Right
HIGH SCHOOL: —
FULL NAME: Jorge Luis Jimenez Delgado

RESIDES: Tinaco, VZ HT: 5-9 WT: 150
ACQUIRED: Signed as international free agent, Sept. 1, 2018
COLLEGE: —
SIGNED BY: Andres Garcia & Marlon Urdaneta (Angels)

Year	Club	AVG	G	AB	R	H	2B	3B	HR	RBI	SH	SF	HBP	BB	IBB	SO	SB	CS	GDP	SLG	OBP	E
2019—Angels (DSL)		.296	43	159	28	47	5	2	0	23	2	2	1	28	0	27	13	4	1	.352	.400	13

JUSTIN JONES

INF

AGE: 23 BORN: May 20, 1996 in Warner Robins, GA
BATS & THROWS: Right
HIGH SCHOOL: Houston County HS (GA)
FULL NAME: Justin Alan Jones

RESIDES: Fritch, TX HT: 5-11 WT: 185
ACQUIRED: Signed as non-drafted free agent, June 15, 2018
COLLEGE: Georgia State University
SIGNED BY: Todd Hogan (Angels)

Year	Club	AVG	G	AB	R	H	2B	3B	HR	RBI	SH	SF	HBP	BB	IBB	SO	SB	CS	GDP	SLG	OBP	E
2018—Angels (AZL)		.246	24	69	13	17	2	0	0	9	0	0	4	11	0	11	5	1	4	.275	.381	4
Orem		.211	24	71	10	15	5	0	2	5	0	0	11	0	12	2	1	5	.366	.317	6	
2019—Burlington		.260	96	312	36	81	5	3	10	45	0	2	8	42	0	69	11	3	11	.391	.360	13
MINOR TOTALS		.250	144	452	59	113	12	3	12	59	0	2	12	64	0	92	18	5	20	.369	.357	23

MINOR LEAGUE



ORGANIZATIONAL PLAYERS



ERICK JULIO

RHP

AGE: 23 **BORN:** Sept. 22, 1996 in Cartagena, Colombia
BATS & THROWS: Right
HIGH SCHOOL: —

RESIDES: Cartagena, Colombia **HT.:** 6-1 **WT.:** 175
ACQUIRED: From Colorado in AAA Rule 5 Draft, Dec. 12, 2019
COLLEGE: —

FULL NAME: Erick Julio

SIGNED BY: Rolando Fernandez (Rockies)

Year	Club	W-L	ERA	G	GS	CG	GF	SHO	SV	IP	H	R	ER	HR	HB	BB	IBB	SO	WP	BK	BAA
2014	—Rockies (DSL)	2-5	2.45	13	13	0	0	0	0	66	51	26	18	2	2	11	0	45	6	1	.211
2015	—									DID NOT PLAY											
2016	—Rockies (DSL)	0-1	5.00	2	2	0	0	0	0	9	10	5	5	0	0	2	0	6	4	0	.286
	Boise	4-6	4.05	13	13	0	0	0	0	73.1	80	36	33	3	3	13	0	47	7	4	.277
2017	—Asheville	7-11	4.98	27	26	0	0	0	0	148.1	183	92	82	18	15	42	0	106	11	1	.311
2018	—Asheville	4-4	3.99	34	10	0	9	0	1	97	90	48	43	10	9	25	0	103	9	1	.246
2019	—Lancaster	0-0	0.00	1	0	0	0	0	0	1.2	0	0	0	0	1	0	0	3	0	0	.000
	Grand Junction 0-0	67.50	3	0	0	0	0	0	0	1.1	10	10	5	0	2	0	3	2	0	0	.714
MINOR TOTALS		17-27	4.33	93	64	0	9	0	1	396.2	424	217	191	38	30	95	0	313	39	7	.276

CONNOR JUSTUS

INF

AGE: 25 **BORN:** Nov. 2, 1994 in Cartersville, GA
BATS & THROWS: Right
HIGH SCHOOL: Cartersville HS (GA)

RESIDES: Cartersville, GA **HT.:** 6-0 **WT.:** 190
ACQUIRED: Fifth round of 2016 First-Year Player Draft
COLLEGE: Georgia Institute of Technology

FULL NAME: Connor David Justus

SIGNED BY: Todd Hogan (Angels)

Year	Club	AVG	G	AB	R	H	2B	3B	HR	RBI	SH	SF	HBP	BB	IBB	SO	SB	CS	GDP	SLG	OBP	E
2016	—Orem	.344	26	93	19	32	6	1	0	23	0	0	3	18	1	19	0	2	1	.430	.465	4
	Burlington	.230	42	139	19	32	3	1	2	9	2	1	11	14	0	34	1	2	1	.309	.345	9
2017	—Inland Empire	.202	116	411	52	83	19	3	5	34	5	3	11	61	0	110	15	6	9	.299	.319	20
2018	—Mobile	.170	77	247	30	42	9	1	0	18	2	1	7	40	0	82	1	4	3	.215	.302	15
	Inland Empire	.290	47	176	30	51	8	1	6	29	0	3	7	24	0	37	6	5	4	.449	.390	7
2019	—Mobile	.184	115	347	40	64	17	0	2	23	1	2	11	39	0	93	7	4	4	.251	.286	21
MINOR TOTALS		.215	423	1413	190	304	62	7	15	136	10	10	50	196	1	375	30	23	22	.301	.330	76

ZACK KELLY

RHP

AGE: 25 **BORN:** Mar. 3, 1995 in Roanoke, VA
BATS & THROWS: Right
HIGH SCHOOL: Lord Botetourt HS (VA)

RESIDES: Daleville, VA **HT.:** 6-3 **WT.:** 205
ACQUIRED: Signed as minor league free agent, Apr. 27, 2018
COLLEGE: Newberry College (SC)

FULL NAME: Zachery Reed Kelly

SIGNED BY: Neil Avent (Athletics)

Year	Club	W-L	ERA	G	GS	CG	GF	SHO	SV	IP	H	R	ER	HR	HB	BB	IBB	SO	WP	BK	BAA
2017	—Athletics (AZL)	1-0	3.77	13	0	0	1	0	1	28.2	28	16	12	1	1	6	0	23	2	1	.252
2018	—Burlington	3-3	2.86	12	0	0	4	0	0	28.1	26	10	9	3	3	12	0	25	5	0	.260
	Orem	1-0	1.13	2	0	0	1	0	0	8	5	2	1	0	0	2	0	9	1	0	.192
	Inland Empire	1-0	5.40	4	0	0	2	0	1	6.2	9	4	4	0	0	2	0	7	1	0	.310
2019	—Mobile	3-6	3.82	20	13	0	2	0	0	75.1	77	42	32	5	2	29	0	83	5	0	.262
	Inland Empire	0-1	0.00	1	0	0	1	0	0	4.0	4	1	0	0	1	0	0	2	1	0	.267
MINOR TOTALS		9-10	3.46	52	13	0	11	0	2	151.0	149	75	58	9	7	51	0	149	15	1	.259

SHANE KELSO

RHP

AGE: 22 **BORN:** Aug. 26, 1997 in Fernley, NV
BATS & THROWS: Right
HIGH SCHOOL: Fernley HS

RESIDES: Fernley, NV **HT.:** 6-3 **WT.:** 220
ACQUIRED: 24th round of 2019 First-Year Player Draft
COLLEGE: Oklahoma Baptist University (Shawnee, OK)

FULL NAME: Shane Robert Kelso

SIGNED BY: Billy Lipari (Angels)

Year	Club	W-L	ERA	G	GS	CG	GF	SHO	SV	IP	H	R	ER	HR	HB	BB	IBB	SO	WP	BK	BAA
2019	—Orem	2-1	2.76	13	0	0	8	0	2	16.1	12	5	3	0	1	10	0	25	3	0	.207
	Burlington	0-0	4.15	4	0	0	2	0	0	4.1	2	2	2	0	2	5	0	9	4	0	.143
MINOR TOTALS		2-1	3.05	17	0	0	10	0	2	20.2	14	7	5	0	3	15	0	34	7	0	.194

BRENT KILLAM

LHP

AGE: 22 **BORN:** Mar. 26, 1998 in Sarasota, FL
BATS & THROWS: Left
HIGH SCHOOL: Venice HS (FL)

RESIDES: Nokomis, FL **HT.:** 5-11 **WT.:** 180
ACQUIRED: 11th round of 2019 First-Year Player Draft
COLLEGE: Georgetown University (Washington, DC)

FULL NAME: Brent Michael Killam

SIGNED BY: Kennard Jones (Angels)

Year	Club	W-L	ERA	G	GS	CG	GF	SHO	SV	IP	H	R	ER	HR	HB	BB	IBB	SO	WP	BK	BAA
2019	—									DID NOT PLAY											





ORGANIZATIONAL PLAYERS

DYLAN KING

RHP

AGE: 23 BORN: Dec. 5, 1996 in Murfreesboro, TN RESIDES: Murfreesboro, TN HT.: 6-3 WT.: 190
 BATS & THROWS: Right ACQUIRED: 18th round of 2018 First-Year Player Draft
 HIGH SCHOOL: Riverdale HS (TN) COLLEGE: Belmont University (TN)
 FULL NAME: Dylan Tyler King SIGNED BY: Joel Murrie (Angels)

Year	Club	W-L	ERA	G	GS	CG	GF	SHO	SV	IP	H	R	ER	HR	HB	BB	IBB	SO	WP	BK	BAA
2019—																					
2019—Orem																					
		0-1	5.40	2	2	0	0	0	0	6.2	8	7	4	0	1	3	0	8	0	0	.296
	Burlington	1-1	4.26	11	2	0	1	0	0	31.2	18	20	15	1	1	24	0	40	5	0	.164
MINOR TOTALS		1-2	4.46	13	4	0	1	0	0	38.1	26	27	19	1	2	27	0	48	5	0	.190

D'SHAWN KNOWLES

OF

AGE: 19 BORN: Jan. 16, 2001 in New Providence, Bahamas RESIDES: Broomfield, CO HT.: 6-0 WT.: 165
 BATS: Switch THROWS: Right ACQUIRED: Signed as international free agent, July 2, 2017
 HIGH SCHOOL: — COLLEGE: —
 FULL NAME: D'Shawn Bertram Knowles SIGNED BY: Frankie Thon Jr., Ralph Reyes & Rick Wilson (Angels)

Year	Club	AVG	G	AB	R	H	2B	3B	HR	RBI	SH	SF	HBP	BB	IBB	SO	SB	CS	GDP	SLG	OBP	E
2018—																						
2018—Angels (AZL)																						
		.301	30	113	19	34	4	1	1	14	0	1	15	1	27	7	4	0	.381	.385	1	
	Orem	.321	28	109	27	35	9	2	4	15	0	0	1	13	0	38	2	3	2	.550	.398	3
	2019—Orem	.241	64	253	38	61	11	4	6	28	0	8	3	26	1	76	5	4	5	.387	.310	5
MINOR TOTALS		.274	122	475	84	130	24	7	11	57	0	9	5	54	2	141	14	11	7	.423	.348	9

JACK KOCHANOWICZ

RHP

AGE: 19 BORN: Dec. 22, 2000 in Philadelphia, PA RESIDES: Bala Cynwyd, PA HT.: 6-6 WT.: 220
 BATS: Left THROWS: Right ACQUIRED: Thrid round of 2019 First-Year Player Draft
 HIGH SCHOOL: Harriston HS (Bryn Mawr, PA) COLLEGE: —
 FULL NAME: Jack Von Kochanowicz SIGNED BY: Kennard Jones (Angels)

Year	Club	W-L	ERA	G	GS	CG	GF	SHO	SV	IP	H	R	ER	HR	HB	BB	IBB	SO	WP	BK	BAA
2019—																					
DID NOT PLAY																					

MICHAEL KOHN

RHP

AGE: 33 BORN: June 26, 1986 in Camden, SC RESIDES: Camden, SC HT.: 6-2 WT.: 200
 BATS & THROWS: Right ACQUIRED: Signed as minor league free agent, Jan. 30, 2020
 HIGH SCHOOL: Camden HS (SC) COLLEGE: College of Charleston and University of South Carolina Upstate
 FULL NAME: Michæl Thomas Kohn SIGNED BY: Chris McAlpin (Angels)

Year	Club	W-L	ERA	G	GS	CG	GF	SHO	SV	IP	H	R	ER	HR	HB	BB	IBB	SO	WP	BK	BAA
2008—																					
2008—Orem																					
		2-0	1.93	16	0	0	4	0	0	23.1	11	5	5	1	0	11	0	44	3	0	.134
2009—																					
2009—Cedar Rapids																					
		4-1	2.19	28	0	0	11	0	6	37	20	9	9	1	2	12	0	60	1	1	.161
	R. Cucamonga	2-0	0.94	22	0	0	14	0	3	28.2	13	3	3	0	0	14	0	43	2	0	.141
2010—																					
2010—Arkansas																					
		2-2	2.45	15	0	0	13	0	3	18.1	12	5	5	0	1	8	1	25	2	0	.194
	Salt Lake	3-2	1.95	26	0	0	23	0	8	27.2	16	7	6	3	1	17	2	32	0	0	.170
	LAA	2-0	2.11	14	0	0	8	0	1	21.1	17	5	5	0	0	16	1	20	0	0	.227
2011—																					
2011—LAA																					
		0-1	7.30	14	0	0	7	0	1	12.1	14	10	10	6	1	9	0	9	1	0	.280
	Salt Lake	1-3	4.10	46	0	0	34	0	12	48.1	47	27	22	5	3	20	0	64	0	0	.253
2012—																					
DID NOT PLAY																					
2013—																					
2013—Salt Lake																					
		0-0	0.00	5	0	0	3	0	1	4.1	2	0	0	0	0	0	0	7	0	0	.143
	LAA	1-4	3.74	63	0	0	13	0	0	53	42	22	22	7	3	28	3	52	4	0	.212
2014—																					
2014—LAA																					
		2-1	3.04	25	0	0	4	0	0	23.2	11	9	8	1	2	20	1	26	3	0	.141
	Salt Lake	1-1	4.76	33	0	0	19	0	8	34	28	24	18	6	1	27	0	33	3	0	.228
2015—																					
2015—Gwinnett																					
		0-1	4.50	7	0	0	2	0	0	10	9	5	5	0	0	11	0	11	0	0	.250
	ATL	0-0	0.00	6	0	0	1	0	0	4.2	0	0	0	0	0	6	0	4	0	0	.000
	Braves (GCL)	1-0	0.00	2	1	0	0	0	0	2	1	0	0	0	0	0	0	2	0	0	.143
2016—																					
DID NOT PLAY																					
2017—																					
2017—Twins (GCL)																					
		0-0	1.80	5	4	0	0	0	0	5	2	1	1	0	0	1	0	7	0	0	.125
	Forst Myers	1-0	0.00	7	0	0	3	0	1	7	5	0	0	0	0	2	0	10	0	0	.192
	Rochester	0-1	9.00	1	0	0	0	0	0	1	1	1	1	1	0	1	0	1	0	0	.333
2018—																					
DID NOT PLAY																					
2019—																					
2019—Jackson																					
		2-1	2.78	21	0	0	17	0	9	22.2	13	8	7	3	3	8	1	41	1	0	.160
	Reno	0-1	9.82	3	0	0	1	0	0	3.2	3	5	4	1	1	4	0	3	0	0	.250
	D-backs (AZL)	0-0	6.75	3	0	0	0	0	0	2.2	1	2	2	0	1	1	0	6	1	0	.111
MAJOR TOTALS		5-6	3.52	132	0	0	33	0	2	115	84	46	45	14	6	79	5	111	8	0	.203
MINOR TOTALS		19-13	2.87	240	5	0	144	0	51	275.2	184	102	88	21	13	131	4	389	13	1	.190

MINOR LEAGUE

ORGANIZATIONAL PLAYERS



ZAC KRISTOFAK

RHP

AGE: 22 **BORN:** Dec. 8, 1997 in Atlanta, GA **RESIDES:** Oregon, OH **HT.:** 5-9 **WT.:** 185
BATS & THROWS: Right **ACQUIRED:** 14th round of 2019 First-Year Player Draft
HIGH SCHOOL: Walton HS (Marietta, GA) **COLLEGE:** State University of West Georgia (Carrollton), University of Georgia (Athens)
FULL NAME: Zachary Joseph Kristofak **SIGNED BY:** Todd Hogan (Angels)

Year	Club	W-L	ERA	G	GS	CG	GF	SHO	SV	IP	H	R	ER	HR	HB	BB	IBB	SO	WP	BK	BAA	
2019	Orem	2-3	6.15	19	0	0	0	8	0	2	26.1	36	19	18	2	1	7	0	24	3	0	.330

JACK KRUGER

C

For information, see 2020 Angels Players Section.

AUSTIN KRZEMINSKI

RHP

AGE: 22 **BORN:** Sept. 30, 1996 in Atlanta, GA **RESIDES:** Roswell, GA **HT.:** 6-2 **WT.:** 210
BATS & THROWS: Right **ACQUIRED:** Signed as non-drafted free agent, June 21, 2017
HIGH SCHOOL: Roswell HS (GA) **COLLEGE:** Gulf Coast JC (FL), Belmont University (TN)
FULL NAME: Austin Michael Krzeminski **SIGNED BY:** Brandon McArthur (Angels)

Year	Club	W-L	ERA	G	GS	CG	GF	SHO	SV	IP	H	R	ER	HR	HB	BB	IBB	SO	WP	BK	BAA
2017	Angels (AZL)	1-2	1.78	16	0	0	10	0	3	30.1	28	10	6	0	3	3	1	26	3	0	.250
2018	Burlington	5-6	2.23	39	5	0	19	0	4	92.2	91	31	23	5	0	34	0	72	2	0	.267
2019	Burlington	1-4	4.45	23	1	0	10	0	3	60.2	76	34	30	4	4	21	0	51	7	0	.297
	Salt Lake	0-0	10.80	1	0	0	0	0	0	3.1	7	4	4	2	0	2	2	3	0	0	.438
	Inland Empire	0-0	4.82	5	0	0	5	0	0	9.1	9	5	5	0	0	4	0	11	0	0	.250
MINOR TOTALS		7-12	3.12	584	6	0	44	0	10	196.1	211	84	68	11	7	64	3	163	12	0	.277

JUSTIN KUNZ

C

AGE: 22 **BORN:** Apr. 4, 1997 in Raleigh, NC **RESIDES:** Wake Forest, NC **HT.:** 5-9 **WT.:** 190
BATS & THROWS: Right **ACQUIRED:** 33rd round of 2019 First-Year Player Draft
HIGH SCHOOL: Heritage HS (Wake Forest, NC) **COLLEGE:** Gardner-Webb University (Boiling Springs, NC)
FULL NAME: Justin Bradley Kunz **SIGNED BY:** Chris McAlpin (Angels)

Year	Club	AVG	G	AB	R	H	2B	3B	HR	RBI	SH	SF	HBP	BB	IBB	SO	SB	CS	GDP	SLG	OBP	E
2019	Angels (AZL)	.347	15	49	11	17	0	0	3	9	0	1	2	5	0	14	0	0	1	.531	.421	2
	Orem	.263	16	57	4	15	4	0	1	7	0	1	1	3	0	16	0	0	1	.386	.306	2
MINOR TOTALS		.302	31	106	15	32	4	0	4	16	0	2	3	8	0	30	0	0	2	.453	.361	4

GARRETT LAWSON

LHP

AGE: 21 **BORN:** July 2, 1998 in Dover, DE **RESIDES:** Dover, DE **HT.:** 6-3 **WT.:** 200
BATS & THROWS: Left **ACQUIRED:** 19th round of 2019 First-Year Player Draft
HIGH SCHOOL: Dover HS (DE) **COLLEGE:** Delaware State University (Dover)
FULL NAME: Garrett William Lawson **SIGNED BY:** Kennard Jones (Angels)

Year	Club	W-L	ERA	G	GS	CG	GF	SHO	SV	IP	H	R	ER	HR	HB	BB	IBB	SO	WP	BK	BAA	
2019																						

DID NOT PLAY

JAKE LEE

RHP

AGE: 24 **BORN:** June 30, 1995 in Milford, MI **RESIDES:** Pelham, NY **HT.:** 6-4 **WT.:** 215
BATS & THROWS: Right **ACQUIRED:** Ninth round of 2018 First-Year Player Draft
HIGH SCHOOL: Milford HS (MI) **COLLEGE:** Oakland University (MI)
FULL NAME: Jacob Michael Lee **SIGNED BY:** Drew Dominguez (Angels)

Year	Club	W-L	ERA	G	GS	CG	GF	SHO	SV	IP	H	R	ER	HR	HB	BB	IBB	SO	WP	BK	BAA
2018	Orem	0-1	2.66	17	0	0	12	0	5	23.2	21	12	7	1	0	4	0	30	0	0	.223
2019	Burlington	1-0	3.27	3	2	0	1	0	0	11.0	8	4	4	2	0	0	0	15	0	0	.205
	Inland Empire	1-2	4.50	6	4	0	0	0	0	24.0	19	14	12	3	0	11	0	34	6	1	.209
MINOR TOTALS		2-3	3.53	26	6	0	13	0	5	58.2	48	30	23	6	0	15	0	79	6	1	.214

JESUS LEON

LHP

AGE: 19 **BORN:** Feb. 6, 2001 in Barinas, VZ **RESIDES:** Hollister, CA **HT.:** 5-10 **WT.:** 160
BATS & THROWS: Left **ACQUIRED:** Signed as international free agent, July 6, 2017
HIGH SCHOOL: — **COLLEGE:** —
FULL NAME: Jesus Alberto Leon Abreu **SIGNED BY:** Andres Garcia & Marlon Urdaneta (Angels)

Year	Club	W-L	ERA	G	GS	CG	GF	SHO	SV	IP	H	R	ER	HR	HB	BB	IBB	SO	WP	BK	BAA
2019	Angels (DSL)	1-5	5.18	21	1	0	4	0	0	33.0	28	31	19	1	3	38	0	33	6	1	.230
2019	Angels (DSL)	1-4	6.59	17	0	0	7	0	1	28.2	28	28	21	1	5	19	0	36	18	0	.239
MINOR TOTALS		2-9	5.84	38	1	0	11	0	1	61.2	56	59	40	2	8	57	0	69	24	1	.234





ORGANIZATIONAL PLAYERS

MATT LEON

RHP

AGE: 24 BORN: Sept. 25, 1995 in Bethlehem, PA

RESIDES: Bethlehem, PA

HT.: 5-11 WT.: 185

BATS & THROWS: Right

ACQUIRED: Signed as non-drafted free agent, June 15, 2018

HIGH SCHOOL: Liberty HS (PA)

COLLEGE: Seton Hall University (NJ)

FULL NAME: Matthew Charles Leon

SIGNED BY: Ryan Leahy (Angels)

Year	Club	W-L	ERA	G	GS	CG	GF	SHO	SV	IP	H	R	ER	HR	HB	BB	IBB	SO	WP	BK	BAA	
2018	—Angels (AZL)	0-0	0.00	3	0	0	0	1	0	0	5.2	3	0	0	0	0	1	0	10	0	0	.150
	Orem	2-5	6.20	13	8	0	2	0	0	45.0	56	34	31	4	1	15	0	34	3	1	.298	
2019	—Burlington	2-0	6.30	9	0	0	4	0	0	20.0	28	15	14	4	1	11	0	22	2	0	.341	
	Orem	4-4	4.34	14	11	0	1	0	0	64.1	55	31	26	2	4	20	0	68	9	1	.230	
MINOR TOTALS		8-9	4.73	39	19	0	8	0	0	135.0	142	80	71	10	6	47	0	134	14	2	.268	

LUKE LIND

RHP

AGE: 24 BORN: Jan. 26, 1995 in Eden Prairie, MN

RESIDES: Eden Prairie, MN

HT.: 6-6 WT.: 225

BATS: Left THROWS: Right

ACQUIRED: Signed as non-drafted free agent, June 21, 2017

HIGH SCHOOL: Eden Prairie HS (MN)

COLLEGE: North Dakota State University

FULL NAME: Luke Allan Lind

SIGNED BY: Drew Dominguez (Angels)

Year	Club	W-L	ERA	G	GS	CG	GF	SHO	SV	IP	H	R	ER	HR	HB	BB	IBB	SO	WP	BK	BAA
2017	—Angels (AZL)	0-2	1.98	9	0	0	5	0	1	13.2	11	4	3	1	0	0	0	23	0	0	.224
	Orem	1-0	8.88	9	0	0	1	0	0	24.1	30	24	24	6	2	15	0	39	0	0	.297
2018										<i>INJURED — DID NOT PLAY</i>											
2019	—Burlington	3-3	2.50	24	0	0	15	0	2	39.2	38	19	11	2	1	17	0	47	2	1	.247
	Inland Empire	1-2	4.67	11	0	5	0	0	3	17.1	13	11	9	2	1	8	0	22	1	0	.200
MINOR TOTALS		5-7	4.45	53	0	5	21	0	6	95.0	92	58	47	11	4	40	0	131	3	1	.249

ZACH LINGINFELTER

RHP

AGE: 22 BORN: Apr. 10, 1997 in Knoxville, TN

RESIDES: Sevierville, TN

HT.: 6-5 WT.: 225

BATS: Left THROWS: Right

ACQUIRED: Ninth round of 2019 First-Year Player Draft

HIGH SCHOOL: Sevier County HS (TN)

COLLEGE: University of Tennessee

FULL NAME: Zachary Thomas Linginfelter

SIGNED BY: Joel Murrice (Angels)

Year	Club	W-L	ERA	G	GS	CG	GF	SHO	SV	IP	H	R	ER	HR	HB	BB	IBB	SO	WP	BK	BAA
2019										<i>DID NOT PLAY</i>											

JEAN CARLOS LUCAS

RHP

AGE: 19 BORN: Dec. 2, 2000 in San Cristobal, DR

RESIDES: San Cristobal, DR

HT.: 6-3 WT.: 175

BATS & THROWS: Right

ACQUIRED: Signed as international free agent, July 2, 2017

HIGH SCHOOL: —

COLLEGE: —

FULL NAME: Jean Carlos Lucas Hernandez

SIGNED BY: Francisco Tejada (Angels)

Year	Club	W-L	ERA	G	GS	CG	GF	SHO	SV	IP	H	R	ER	HR	HB	BB	IBB	SO	WP	BK	BAA
2018	—Angels (DSL)	2-3	2.98	15	12	0	1	0	0	51.1	52	20	17	3	6	15	0	39	14	0	.267
2019	—Angels (AZL)	0-0	4.32	7	2	0	1	0	0	25.0	27	23	12	2	3	13	0	20	10	0	.262
MINOR TOTALS		2-3	3.42	22	14	0	2	0	0	76.1	79	43	29	5	9	28	0	59	24	0	.265

BRENNON LUND

OF

For information, see 2020 Angels Players Section.

JOHAN MACIAS

INF

AGE: 17 BORN: Jan. 6, 2003 in Carabobo, VZ

RESIDES: Carabobo, VZ

HT.: 5-9 WT.: 150

BATS: Switch THROWS: Right

ACQUIRED: Signed as international free agent, July 2, 2019

HIGH SCHOOL: —

COLLEGE: —

FULL NAME: Johan Alexis Macias

SIGNED BY: Andres Garcia & Joel Chicarelli (Angels)

Year	Club	AVG	G	AB	R	H	2B	3B	HR	RBI	SH	SF	HBP	BB	IBB	SO	SB	CS	GDP	SLG	OBP	E
										<i>Will make professional debut in 2020</i>												

DAVID MACKINNON

INF

AGE: 25 BORN: Dec. 15, 1994 in Easton, MA

RESIDES: Easton, MA

HT.: 6-2 WT.: 200

BATS & THROWS: Right

ACQUIRED: 32nd round of 2017 First-Year Player Draft

HIGH SCHOOL: Oliver Ames HS (MA)

COLLEGE: University of Hartford (CT)

FULL NAME: David Christopher MacKinnon

SIGNED BY: Ryan Leahy (Angels)

Year	Club	AVG	G	AB	R	H	2B	3B	HR	RBI	SH	SF	HBP	BB	IBB	SO	SB	CS	GDP	SLG	OBP	E
2017	—Orem	.398	33	113	29	45	7	2	2	27	0	4	6	25	0	11	1	0	2	.549	.514	3
	Angels (AZL)	.286	2	7	0	2	0	0	0	0	0	0	0	0	0	2	0	0	0	.286	.286	0
2018	—Burlington	.261	35	111	21	29	7	0	1	13	0	0	0	35	0	30	0	0	1	.351	.438	3
	Inland Empire	.285	90	305	51	87	22	0	5	47	0	5	7	60	0	73	0	0	12	.407	.408	4
2019	—Inland Empire	.140	18	57	5	8	1	0	0	4	0	0	0	19	0	18	0	0	3	.158	.351	1
MINOR TOTALS		.288	179	593	106	171	37	2	8	91	0	9	13	139	0	134	1	0	18	.398	.428	11



ORGANIZATIONAL PLAYERS



KEVIN MAITAN

INF

AGE: 20 BORN: Feb. 12, 2000 in Puerto Cabello, VZ
 BATS: Switch THROWS: Right
 HIGH SCHOOL: —

RESIDES: Puerto Cabello, VZ HT.: 6-2 WT.: 190
 ACQUIRED: Signed as minor league free agent, Dec. 15, 2017
 COLLEGE: —

FULL NAME: Kevin Francisco Maitan Hernandez

SIGNED BY: Rolando Petit (Braves)

Year	Club	AVG	G	AB	R	H	2B	3B	HR	RBI	SH	SF	HBP	BB	IBB	SO	SB	CS	GDP	SLG	OBP	E
2017	—Braves (GCL)	.314	9	35	5	11	3	0	0	3	0	0	0	2	0	10	1	0	1	.400	.351	2
	Danville	.220	33	127	10	28	5	1	2	15	0	2	1	9	1	39	1	0	2	.323	.273	10
2018	—Orem	.248	63	262	42	65	13	1	8	26	0	0	3	19	0	66	1	2	7	.397	.306	32
2019	—Burlington	.214	123	486	56	104	11	3	12	46	0	2	5	39	1	164	7	4	14	.323	.278	26
MINOR TOTALS		.229	228	910	113	208	32	5	22	90	0	4	9	69	2	279	10	6	24	.347	.288	70

MARLON MARCANO

C

AGE: 20 BORN: Sept. 14, 1999 in Zulia, VZ
 BATS & THROWS: Right
 HIGH SCHOOL: —

RESIDES: Zulia, VZ HT.: 5-11 WT.: 210
 ACQUIRED: Signed as international free agent, Mar. 17, 2017
 COLLEGE: —

FULL NAME: Marlon Jose Marciano Contreras

SIGNED BY: Domingo Garcia & Marlon Urdaneta (Angels)

Year	Club	AVG	G	AB	R	H	2B	3B	HR	RBI	SH	SF	HBP	BB	IBB	SO	SB	CS	GDP	SLG	OBP	E
2017	—Angels (DSL)	.174	31	86	5	15	2	0	0	7	1	1	0	11	1	22	2	3	1	.198	.265	7
2018	—Angels (DSL)	.265	27	68	10	18	3	0	1	11	0	1	4	11	0	11	0	1	1	.353	.393	5
	Angels (AZL)	.250	7	24	1	6	0	0	0	2	0	1	0	0	0	6	0	0	0	.250	.240	0
2019	—Angels (AZL)	.203	21	69	5	14	0	0	0	7	0	1	1	1	1	24	0	1	1	.203	.273	7
MINOR TOTALS		.215	86	247	21	53	5	0	1	27	1	4	5	23	1	63	2	5	3	.247	.303	19

PARKER MARKEL

RHP

For information, see 2020 Angels Players Section.

BRANDON MARSH

OF

For information, see 2020 Angels Players Section.

ALEX MARTINEZ

RHP

AGE: 17 BORN: Sept. 15, 2002 in Santiago, DR
 BATS & THROWS: Right
 HIGH SCHOOL: —

RESIDES: Santiago, DR HT.: 5-10 WT.: 170
 ACQUIRED: Signed as international free agent, Sept. 6, 2019
 COLLEGE: —

FULL NAME: Alex Samuel Martinez Bonifacio

SIGNED BY: Rusbell Cabrera, Frank Tejada & Jochy Cabrera (Angels)

Year	Club	W-L	ERA	G	GS	CG	GF	SHO	SV	IP	H	R	ER	HR	HB	BB	IBB	SO	WP	BK	BAA
Will make professional debut in 2020																					

BRAXTON MARTINEZ

INF

AGE: 26 BORN: Mar. 3, 1994 in St. Peters, MO
 BATS & THROWS: Right
 HIGH SCHOOL: Francis Howell North (St. Charles, MO)

RESIDES: St. Peters, MO HT.: 6-3 WT.: 220
 ACQUIRED: Signed as minor league free agent, Dec. 12, 2019
 COLLEGE: St. Louis University

FULL NAME: Braxton A. Martinez

SIGNED BY: N/A

Year	Club	AVG	G	AB	R	H	2B	3B	HR	RBI	SH	SF	HBP	BB	IBB	SO	SB	CS	GDP	SLG	OBP	E
2015	—Hyannis (Ind.)	.000	3	10	0	0	0	0	0	0	0	0	0	0	0	2	0	0	0	.000	.000	1
	Laconia (Ind.)	.268	25	82	15	22	5	0	3	14	0	3	2	0	2	16	0	2	0	.439	.422	2
2016	—River City (Ind.)	.194	46	139	17	27	2	0	1	13	0	2	1	18	0	27	0	0	0	.230	.288	4
2017	—River City (Ind.)	.240	85	271	46	65	9	0	15	39	0	2	5	46	0	66	4	1	0	.439	.358	7
2018	—River City (Ind.)	.252	92	301	45	76	8	0	12	51	0	3	9	56	2	80	9	1	0	.399	.382	5
2019	—River City (Ind.)	.275	96	309	60	85	24	1	13	75	0	7	9	82	1	74	2	2	0	.485	.432	16
IND. TOTALS		.247	347	1112	183	275	48	1	44	192	0	17	26	224	5	265	15	6	0	.411	.381	35

ORLANDO MARTINEZ

OF

AGE: 22 BORN: Feb. 17, 1998 in Ciudad Habana, Cuba
 BATS & THROWS: Left
 HIGH SCHOOL: —

RESIDES: Franklin, TN HT.: 6-0 WT.: 185
 ACQUIRED: Signed as international free agent, Aug. 30, 2017
 COLLEGE: —

FULL NAME: Orlando Martinez Moya

SIGNED BY: Frankie Thon Jr. (Angels)

Year	Club	AVG	G	AB	R	H	2B	3B	HR	RBI	SH	SF	HBP	BB	IBB	SO	SB	CS	GDP	SLG	OBP	E
2018	—Orem	.375	12	48	11	18	5	0	2	10	0	1	0	4	0	9	3	2	0	.604	.415	1
	Burlington	.289	53	218	27	63	12	1	3	25	0	2	1	17	0	56	6	5	3	.394	.340	2
2019	—Inland Empire	.263	88	380	55	100	21	4	12	49	0	5	1	36	3	79	5	4	8	.434	.325	2
MINOR TOTALS		.280	153	646	93	181	38	5	17	84	0	8	2	57	3	144	14	11	11	.433	.337	5

MINOR LEAGUE





ORGANIZATIONAL PLAYERS

SIMON MATHEWS

RHP

AGE: 24 BORN: Sept. 24, 1995 in Hartford, CT

RESIDES: West Haven, CT

HT.: 6-2 WT.: 180

BATS & THROWS: Right

ACQUIRED: Signed as non-drafted free agent, June 21, 2017

HIGH SCHOOL: Hopkins School (CT)

COLLEGE: Georgetown University

FULL NAME: Simon Ambrose Mathews

SIGNED BY: Jared Barnes (Angels)

Year	Club	W-L	ERA	G	GS	CG	GF	SHO	SV	IP	H	R	ER	HR	HB	BB	IBB	SO	WP	BK	BAA
2017	—Angels (AZL)	3-0	0.64	6	0	0	2	0	0	14.0	7	2	1	0	0	3	0	18	1	0	.146
	Orem	3-1	3.97	10	6	0	1	0	0	34.0	40	16	15	4	2	9	0	34	0	0	.290
	Mobile	1-0	3.00	1	0	0	0	0	0	3.0	3	1	1	1	0	3	0	3	0	0	.250
2018	—Burlington	0-2	4.22	10	8	0	0	0	0	42.2	44	23	20	4	2	10	0	46	2	0	.267
	Salt Lake	1-0	1.23	2	1	0	0	0	0	7.1	7	1	1	0	1	3	0	6	0	0	.259
	Inland Empire	4-7	5.14	16	13	0	3	0	1	68.1	75	53	39	7	3	31	0	64	3	0	.276
2019	—Inland Empire	0-2	4.98	21	2	0	9	0	0	56.0	67	34	31	3	4	24	0	45	5	0	.300
	Salt Lake	1-0	4.50	3	0	0	1	0	1	8.0	8	4	4	2	0	4	0	11	0	0	.250
	Mobile	0-0	14.54	2	1	0	1	0	0	4.1	8	7	7	1	0	6	0	4	0	1	.444
MINOR TOTALS		13-12	4.51	71	31	0	17	0	2	237.2	259	141	119	22	12	93	0	231	11	1	.277

MORGAN MCCULLOUGH

INF

AGE: 22 BORN: Dec. 19, 1997 in Seattle, WA

RESIDES: Seattle, WA

HT.: 5-9 WT.: 180

BATS & THROWS: Right

ACQUIRED: 22nd round of 2019 First-Year Player Draft

HIGH SCHOOL: West Seattle HS (WA)

COLLEGE: University of Alabama (Tuscaloosa), University of Oregon (Eugene)

FULL NAME: Morgan Douglas McCullough

SIGNED BY: Joel Murrie (Angels)

Year	Club	AVG	G	AB	R	H	2B	3B	HR	RBI	SH	SF	HBP	BB	IBB	SO	SB	CS	GDP	SLG	OBP	E
2019	—Orem	.263	47	160	26	42	7	1	4	20	0	0	1	20	0	50	1	1	2	.394	.348	10
	Burlington	.184	13	38	2	7	1	0	0	2	0	0	2	9	0	9	0	1	0	.211	.367	1
MINOR TOTALS		.247	60	198	28	49	8	1	4	22	0	0	3	29	0	59	1	2	2	.359	.352	11

RYAN MCKAY

RHP

AGE: 23 BORN: Sept. 20, 1996 in Melbourne, FL

RESIDES: Desoto, TX

HT.: 6-4 WT.: 195

BATS & THROWS: Right

ACQUIRED: Signed as minor league free agent, Jan. 24, 2019

HIGH SCHOOL: Satellite HS (Satellite Beach, FL)

COLLEGE: —

FULL NAME: Ryan Chandler McKay

SIGNED BY: N/A

Year	Club	W-L	ERA	G	GS	CG	GF	SHO	SV	IP	H	R	ER	HR	HB	BB	IBB	SO	WP	BK	BAA
2015	—Marlins (GCL)	1-3	4.15	10	7	0	0	0	0	34.2	42	22	16	0	2	21	0	17	2	0	.300
2016	—Batavia	1-4	5.31	11	11	0	0	0	0	39.0	42	33	23	4	6	21	0	26	7	0	.282
	Marlins (GCL)	0-1	3.72	4	1	0	2	0	0	9.2	15	8	4	1	0	2	0	7	1	0	.385
2017	—Batavia	1-1	4.50	17	0	0	3	0	1	30.0	31	22	15	2	3	11	0	18	5	0	.256
2018	—Jupiter	0-0	1.29	3	0	0	0	0	0	7.0	6	1	1	0	1	2	0	10	0	1	.240
	Batavia	0-1	5.17	11	0	0	5	0	0	15.2	17	10	9	1	1	4	0	18	2	0	.262
2019	—Greensboro	1-1	9.53	9	0	0	4	0	1	11.1	17	12	12	1	1	5	0	9	1	0	.333
<i>DID NOT PLAY</i>																					
MINOR TOTALS		4-11	4.89	65	19	0	14	0	2	147.1	170	108	80	9	14	66	0	105	18	1	.288

HOBY MILNER

LHP

For information, see 2020 Players Section.

CRISTOPHER MOLINA

RHP

AGE: 22 BORN: June 10, 1997 in Moca, DR

RESIDES: Moca, DR

HT.: 6-3 WT.: 170

BATS & THROWS: Right

ACQUIRED: Signed as international free agent Nov. 13, 2013

HIGH SCHOOL: —

COLLEGE: —

FULL NAME: Cristopher Junior Molina Brito

SIGNED BY: Rene Rojas (Angels)

Year	Club	W-L	ERA	G	GS	CG	GF	SHO	SV	IP	H	R	ER	HR	HB	BB	IBB	SO	WP	BK	BAA
2014	—Angels (DSL)	1-3	3.49	13	11	0	0	0	0	49.0	42	29	19	2	7	22	0	43	9	1	.228
2015	—Angels (DSL)	1-3	3.86	15	15	0	0	0	0	60.2	59	38	26	0	7	32	2	52	13	0	.255
2016	—Angels (DSL)	2-3	5.48	12	6	0	1	0	1	46.0	50	39	28	1	3	19	0	41	7	1	.276
2017	—Orem	1-3	11.12	8	5	0	1	0	0	28.1	43	41	35	10	5	20	0	40	6	1	.371
	Angels (AZL)	0-1	11.42	4	3	0	0	0	0	8.2	7	11	11	1	1	6	0	10	3	0	.206
2018	—Orem	4-4	5.23	16	12	0	0	0	0	65.1	52	44	38	8	2	35	0	70	16	1	.209
2019	—Burlington	3-5	2.69	13	10	0	0	0	0	63.2	48	21	19	2	8	23	0	65	4	0	.208
	Inland Empire	2-6	4.55	13	12	0	0	0	0	65.1	75	45	33	7	4	20	0	57	5	0	.291
MINOR TOTALS		14-28	4.86	94	74	0	2	0	1	387.0	376	268	209	31	37	177	2	378	63	4	.253

MINOR LEAGUE



ORGANIZATIONAL PLAYERS



KYLE MOLNAR

RHP

AGE: 23 **BORN:** Nov. 14, 1996 in Aliso Viejo, CA **RESIDES:** Aliso Viejo, CA **HT.:** 6-3 **WT.:** 210
BATS & THROWS: Right **ACQUIRED:** 26th round of 2019 First-Year Player Draft
HIGH SCHOOL: Aliso Niguel HS (CA) **COLLEGE:** University of California, Los Angeles
FULL NAME: Kyle Steven Molnar **SIGNED BY:** Ben Diggins (Angels)
Year Club W-L ERA G GS CG GF SHO SV IP H R ER HR HB BB IBB SO WP BK BAA
 2019— *DID NOT PLAY*

KELVIN MONCION

LHP

AGE: 21 **BORN:** Dec. 23, 1998 in San Ignacio de Sabaneta, DR **RESIDES:** San Ignacio de Sabaneta, DR **HT.:** 6-1 **WT.:** 201
BATS & THROWS: Left **ACQUIRED:** Signed as international free agent, Apr. 23, 2018
HIGH SCHOOL: — **COLLEGE:** —
FULL NAME: Kelvin Moncion Torres **SIGNED BY:** Jochy Cabrera (Angels)
Year Club W-L ERA G GS CG GF SHO SV IP H R ER HR HB BB IBB SO WP BK BAA
 2018—Angels (DSL) 1-4 3.04 14 13 0 0 0 0 50.1 46 24 17 1 0 19 0 61 8 1 .253
 2019—Orem 3-3 5.64 11 10 0 0 0 0 44.2 47 30 28 7 3 20 0 33 3 0 .278
 Angels (AZL) 1-0 3.38 4 0 0 1 0 0 8.0 7 3 3 0 0 9 0 9 2 0 .241
MINOR TOTALS 5-7 4.19 29 23 0 1 0 0 103.0 100 57 48 8 3 48 0 103 13 1 .263

DARIMEL MORA

INF

AGE: 17 **BORN:** July 16, 2002 in Higuey, DR **RESIDES:** Higuey, DR **HT.:** 5-11 **WT.:** 160
BATS & THROWS: Right **ACQUIRED:** Signed as international free agent, July 16, 2018
HIGH SCHOOL: — **COLLEGE:** —
FULL NAME: Daniel Albaniel Mora Ramos **SIGNED BY:** Jochy Cabrera (Angels)
Year Club AVG G AB R H 2B 3B HR RBI SH SF HBP BB IBB SO SB CS GDP SLG OBP E
 2019—Angels (DSL) .210 57 224 32 47 5 1 1 13 1 0 1 22 0 39 11 9 2 .254 .283 22

DARWIN MORENO

OF

AGE: 17 **BORN:** Jan. 26, 2002 in Caracas, VZ **RESIDES:** Caracas, VZ **HT.:** 6-2 **WT.:** 175
BATS & THROWS: Right **ACQUIRED:** Signed as international free agent, July 2, 2018
HIGH SCHOOL: — **COLLEGE:** —
FULL NAME: Darwin Alexander Moreno Gullien **SIGNED BY:** Ender Gonzalez & Marlon Urdaneta (Angels)
Year Club AVG G AB R H 2B 3B HR RBI SH SF HBP BB IBB SO SB CS GDP SLG OBP E
 2019—Angels (DSL) .188 19 64 14 12 5 0 0 6 0 0 3 18 0 25 3 0 1 .266 .388 1

GARETH MORGAN

INF/OF

AGE: 23 **BORN:** Apr. 12, 1996 in Toronto, ON **RESIDES:** Toronto, ON **HT.:** 6-4 **WT.:** 265
BATS & THROWS: Right **ACQUIRED:** Signed as minor league free agent, Apr. 29, 2019
HIGH SCHOOL: Blyth Academy (Toronto, ON) **COLLEGE:** —
FULL NAME: Gareth Broderick Morgan **SIGNED BY:** N/A
Year Club AVG G AB R H 2B 3B HR RBI SH SF HBP BB IBB SO SB CS GDP SLG OBP E
 2014—Mariners (AZL) .148 45 155 15 23 8 1 2 12 2 1 4 16 0 73 4 1 1 .252 .244 3
 2015—Mariners (AZL) .225 55 222 31 50 12 4 5 30 0 4 3 12 0 89 5 1 4 .383 .270 7
 2016—Bakersfield .385 3 13 3 5 3 0 0 4 0 0 1 0 0 7 0 0 0 .615 .429 0
 Mariners (AZL) .216 35 125 17 27 5 4 1 11 0 1 0 8 0 58 5 1 1 .344 .261 4
 2017—Clinton .230 118 405 55 93 21 3 17 61 0 2 2 53 0 185 14 5 3 .422 .320 4
 2018—Modesto .158 84 298 42 47 7 2 19 39 0 0 6 30 0 180 7 1 3 .386 .249 6
 Mariners (AZL) .125 2 8 0 1 1 0 0 2 0 0 0 0 0 7 0 0 0 .250 .125 0
 2019—Modesto .074 8 27 2 2 0 0 1 3 0 0 0 5 0 20 1 0 0 .185 .219 0
 Inland Empire .290 44 183 32 53 5 0 20 49 0 2 2 9 0 95 0 1 2 .645 .327 6
 Mobile .206 27 107 5 22 3 0 1 10 0 0 1 8 0 55 1 1 3 .262 .267 6
MINOR TOTALS .209 421 1543 202 323 65 14 66 221 2 10 19 141 0 769 37 11 17 .398 .282 36

KENDY MOYA

INF

AGE: 21 **BORN:** Dec. 14, 1998 in Santo Domingo, DR **RESIDES:** Brea, CA **HT.:** 5-10 **WT.:** 150
BATS & THROWS: Right **ACQUIRED:** Signed as minor league free agent, June 1, 2018
HIGH SCHOOL: — **COLLEGE:** —
FULL NAME: Kendy Moya Mejia **SIGNED BY:** Oz Ocampo & Roman Ocumarez (Astros)
Year Club AVG G AB R H 2B 3B HR RBI SH SF HBP BB IBB SO SB CS GDP SLG OBP E
 2016—Astros Orange (DSL) .223 58 179 33 40 8 3 0 17 1 0 5 42 0 43 9 8 0 .302 .385 15
 2017—Astros Blue (DSL) .241 62 199 37 48 8 3 1 26 1 2 5 49 0 59 12 5 0 .327 .400 9
 2018—Angels (DSL) .242 53 161 27 39 8 5 0 23 1 2 6 46 0 39 9 6 4 .354 .423 8
 2019—Angels (AZL) .255 18 55 8 14 1 0 0 5 0 0 0 11 0 9 2 1 1 2.73 .379 8
MINOR TOTALS .237 191 594 105 141 25 11 1 71 3 4 16 148 0 150 32 20 5 .322 .400 40





ORGANIZATIONAL PLAYERS

ANTHONY MULRINE

C**AGE:** 21 **BORN:** Mar. 30, 1998 in Davie, FL**RESIDES:** Davie, FL**HT.:** 6-1 **WT.:** 205**BATS & THROWS:** Right**ACQUIRED:** 25th round of 2019 First-Year Player Draft**HIGH SCHOOL:** St. Thomas Aquinas HS (Davie, FL)**COLLEGE:** Samford University (Birmingham, AL)**FULL NAME:** Anthony Louis Mulrine**SIGNED BY:** Todd Hogan (Angels)

Year	Club	AVG	G	AB	R	H	2B	3B	HR	RBI	SH	SF	HBP	BB	IBB	SO	SB	CS	GDP	SLG	OBP	E
2019	Orem	.250	44	128	24	32	6	1	5	26	0	1	14	16	0	33	0	2	2	.430	.390	5

JOSE NATERA

RHP**AGE:** 20 **BORN:** Nov. 3, 1999 in Aragua de Barcelona, VZ**RESIDES:** Albany, OR**HT.:** 6-1 **WT.:** 180**BATS & THROWS:** Right**ACQUIRED:** Signed as an international free agent, July 2, 2016**HIGH SCHOOL:** —**COLLEGE:** —**FULL NAME:** Jose Rafael Natera Maitan**SIGNED BY:** Ender Gonzalez & Marlon Urdaneta (Angels)

Year	Club	W-L	ERA	G	GS	CG	GF	SHO	SV	IP	H	R	ER	HR	HB	BB	IBB	SO	WP	BK	BAA
2017	—Angels (DSL)	2-0	2.57	7	4	0	1	0	0	28.0	24	12	8	0	3	4	0	33	6	0	.218
	Angels (AZL)	0-3	8.55	7	5	0	0	0	0	20.0	25	22	19	1	2	13	0	20	5	5	.305
2018	—Angels (AZL)	0-4	4.17	11	9	0	0	0	0	36.2	50	29	17	2	2	11	0	38	16	0	.318
	Orem	0-1	9.00	2	2	0	0	0	0	7.0	11	7	7	0	2	5	0	5	3	1	.367
2019	—Angels (AZL)	1-2	6.19	6	2	0	1	0	0	16.0	19	11	11	4	0	8	0	22	7	1	.275
	Orem	2-3	7.40	6	1	0	0	0	0	20.2	30	20	17	4	0	9	0	18	4	0	.341
MINOR TOTALS		5-13	5.54	39	23	0	2	0	0	128.1	159	101	79	11	9	50	0	136	41	7	.297

DANIEL NUNAN

LHP**AGE:** 19 **BORN:** May 25, 2000 in Somers Point, NJ**RESIDES:** Ocean City, NJ**HT.:** 6-6 **WT.:** 215**BATS & THROWS:** Left**ACQUIRED:** 12th round of 2018 First-Year Player Draft**HIGH SCHOOL:** Ocean City HS (NJ)**COLLEGE:** —**FULL NAME:** Daniel Desmond Nunan**SIGNED BY:** Ryan Leahy (Angels)

Year	Club	W-L	ERA	G	GS	CG	GF	SHO	SV	IP	H	R	ER	HR	HB	BB	IBB	SO	WP	BK	BAA
2018										<i>INJURED — DID NOT PLAY</i>											
2019	—Angels (AZL)	1-1	6.11	7	2	0	0	0	0	17.2	19	15	12	0	0	13	0	25	1	0	.264

LUIS NUÑEZ

RHP**AGE:** 18 **BORN:** Sept. 19, 2001 in San Francisco de Macoris, DR **RESIDES:** San Francisco de Macoris, DR **HT.:** 6-2 **WT.:** 175**BATS & THROWS:** Right**ACQUIRED:** Signed as international free agent, July 2, 2018**HIGH SCHOOL:** —**COLLEGE:** —**FULL NAME:** Luis Manuel Nuñez Arias**SIGNED BY:** Frank Tejada (Angels)

Year	Club	W-L	ERA	G	GS	CG	GF	SHO	SV	IP	H	R	ER	HR	HB	BB	IBB	SO	WP	BK	BAA
2019	—Angels (DSL)	1-4	5.56	12	10	0	0	0	0	43.2	54	39	27	1	3	22	0	56	15	2	.298

ALEXIS OLMEDA

C**AGE:** 25 **BORN:** Apr. 5, 1994 in Fajardo, PR**RESIDES:** Fajardo, PR**HT.:** 6-0 **WT.:** 225**BATS & THROWS:** Right**ACQUIRED:** Signed as minor league free agent, Mar. 23, 2018**HIGH SCHOOL:** International Baseball Academy (PR)**COLLEGE:** Yavapai College (AZ)**FULL NAME:** Alexis Yadiel Olmeda**SIGNED BY:** Doyle Wilson (Diamondbacks)

Year	Club	AVG	G	AB	R	H	2B	3B	HR	RBI	SH	SF	HBP	BB	IBB	SO	SB	CS	GDP	SLG	OBP	E
2015	—D-backs (AZL)	.500	1	4	0	2	0	0	0	0	0	0	0	0	0	0	0	0	1	.500	.500	0
	Hillsboro	.265	40	136	15	36	6	1	0	12	0	1	0	18	0	50	5	1	1	.324	.348	3
2016	—Hillsboro	.260	53	181	21	47	7	3	3	21	0	4	0	19	0	43	6	1	4	.381	.324	6
2017	—Kane County	.183	33	104	12	19	3	0	0	6	1	1	0	14	0	27	2	3	5	.212	.277	6
	D-backs (AZL)	.267	4	15	2	4	1	0	0	2	0	0	0	0	0	5	0	0	0	.333	.267	2
2018	—Orem	.000	2	8	0	0	0	0	0	0	0	0	0	0	0	7	0	0	0	.000	.000	0
	Burlington	.362	13	47	10	17	5	0	4	13	0	0	0	4	0	14	0	1	0	.723	.412	3
	Mobile	.143	5	14	1	2	1	0	0	2	0	1	0	1	0	8	0	0	0	.214	.188	0
2019	—Burlington	.187	31	107	14	20	2	0	2	15	0	1	1	13	0	40	0	0	4	.262	.279	2
	Inland Empire	.172	37	134	6	23	5	0	4	10	0	0	1	8	0	62	1	1	4	.299	.218	4
MINOR TOTALS		.227	219	750	81	170	30	4	13	81	1	8	1	77	0	256	14	7	19	.329	.297	26

JESUS ORTEGA

OF**AGE:** 19 **BORN:** Jan. 18, 2001 in Carabobo, VZ**RESIDES:** Carabobo, VZ**HT.:** 6-0 **WT.:** 170**BATS & THROWS:** Right**ACQUIRED:** Signed as international free agent, Oct. 12, 2019**HIGH SCHOOL:** —**COLLEGE:** —**FULL NAME:** Jesus Ortega**SIGNED BY:** Marlon Urdaneta & Joel Chicarelli (Angels)

Year	Club	AVG	G	AB	R	H	2B	3B	HR	RBI	SH	SF	HBP	BB	IBB	SO	SB	CS	GDP	SLG	OBP	E
2019	—Angels (AZL)	.242	23	66	6	16	3	1	0	6	0	0	1	9	1	22	1	1	1	.318	.342	7



ORGANIZATIONAL PLAYERS



OLIVER ORTEGA

RHP

AGE: 23 **BORN:** Oct. 2, 1996 in Nagua, DR **RESIDES:** Nagua, DR **HT.:** 6-0 **WT.:** 165
BATS & THROWS: Right **ACQUIRED:** Signed as international free agent Dec. 10, 2014
HIGH SCHOOL: — **COLLEGE:** — **SIGNED BY:** Domingo Garcia & Alfredo Ulloa (Angels)
FULL NAME: Oliver Ortega Holguin

Year	Club	W-L	ERA	G	GS	CG	GF	SHO	SV	IP	H	R	ER	HR	HB	BB	IBB	SO	WP	BK	BAA
2015	—Angels (DSL)	1-3	4.33	19	2	0	2	0	0	43.2	43	31	21	0	1	18	1	37	5	1	.254
2016	—Angels (AZL)	2-3	2.83	8	5	0	1	0	0	28.2	15	9	9	1	2	10	0	27	3	0	.156
2017	—									INJURED — DID NOT PLAY											
2018	—Burlington	4-5	3.51	19	18	0	0	0	0	82.0	65	36	32	6	1	41	0	86	19	1	.215
2019	—Inland Empire	4-5	3.34	21	16	5	0	0	2	94.1	67	44	35	8	2	49	0	121	11	1	.198
		0-3	8.64	5	5	0	0	0	0	16.2	23	18	16	0	0	8	0	14	2	0	.319
MINOR TOTALS		11-19	3.83	72	46	5	3	0	2	265.1	212	138	113	15	6	126	1	285	40	3	.218

KYREN PARIS

INF

AGE: 18 **BORN:** Nov. 11, 2001 in Berkeley, CA **RESIDES:** Oakley, CA **HT.:** 6-0 **WT.:** 165
BATS & THROWS: Right **ACQUIRED:** Second round of 2019 First-Year Player Draft
HIGH SCHOOL: Freedom HS (Oakley, CA) **COLLEGE:** — **SIGNED BY:** Brian Tripp (Angels)
FULL NAME: Kyren Terrell Paris

Year	Club	AVG	G	AB	R	H	2B	3B	HR	RBI	SH	SF	HBP	BB	IBB	SO	SB	CS	GDP	SLG	OBP	E
2019	—Angels (AZL)	.300	3	10	4	3	1	0	0	2	0	0	0	3	0	4	0	0	0	.400	.462	2

ADRIAN PEÑA

RHP

AGE: 18 **BORN:** Nov. 11, 2002 in Miranda, VZ **RESIDES:** Miranda, VZ **HT.:** 6-4 **WT.:** 180
BATS & THROWS: Right **ACQUIRED:** Signed as international free agent, July 2, 2019
HIGH SCHOOL: — **COLLEGE:** — **SIGNED BY:** Andres Garcia, Joel Chicarelli & Ender Gonzalez (Angels)
FULL NAME: Adrian Alberto Pena Pereira

Year	Club	W-L	ERA	G	GS	CG	GF	SHO	SV	IP	H	R	ER	HR	HB	BB	IBB	SO	WP	BK	BAA
Will make professional debut in 2020																					

ELIAN PEÑA

RHP

AGE: 20 **BORN:** Mar. 12, 2000 in San Ignacio de Sabaneta, DR **RESIDES:** Brownsburg, IN **HT.:** 6-4 **WT.:** 175
BATS & THROWS: Right **ACQUIRED:** Signed as international free agent, Nov. 6, 2017
HIGH SCHOOL: — **COLLEGE:** — **SIGNED BY:** Frank Tejada (Angels)
FULL NAME: Elian Miguel Peña Blanc

Year	Club	W-L	ERA	G	GS	CG	GF	SHO	SV	IP	H	R	ER	HR	HB	BB	IBB	SO	WP	BK	BAA
2018	—Angels (DSL)	2-1	10.02	23	0	0	7	0	0	32.1	34	44	36	2	8	39	1	22	23	2	.272
2019	—Angels (DSL)	1-2	3.20	12	7	0	2	0	1	39.1	27	23	14	0	2	26	0	32	12	4	.188
MINOR TOTALS		3-3	6.28	35	7	0	9	0	1	71.2	61	67	50	2	10	65	1	54	35	6	.227

LUIS PEÑA

RHP

AGE: 24 **BORN:** Aug. 24, 1995 in Bonao, DR **RESIDES:** Houston, TX **HT.:** 5-11 **WT.:** 190
BATS & THROWS: Right **ACQUIRED:** Signed as international free agent, Oct. 2, 2013
HIGH SCHOOL: — **COLLEGE:** — **SIGNED BY:** Rene Rojas (Angels)
FULL NAME: Luis Alberto Peña Caba

Year	Club	W-L	ERA	G	GS	CG	GF	SHO	SV	IP	H	R	ER	HR	HB	BB	IBB	SO	WP	BK	BAA
2014	—Angels (DSL)	1-0	0.55	10	0	0	4	0	2	16.1	7	1	1	0	1	3	0	12	2	0	.130
2015	—Angels (AZL)	1-0	1.80	7	0	0	6	0	2	10.0	7	2	2	0	0	1	0	12	2	0	.194
	Orem	0-2	5.04	19	0	0	10	0	1	25.0	28	16	14	0	2	8	0	25	2	2	.280
2016	—Burlington	5-9	4.02	27	16	0	3	0	1	100.2	89	50	45	6	6	43	1	118	14	1	.239
2017	—Inland Empire	6-10	5.28	25	25	1	0	0	0	131.1	138	84	77	15	3	58	0	148	10	0	.267
	Mobile	1-3	3.15	4	4	0	0	0	0	20.0	16	9	7	3	0	9	0	19	1	0	.213
2018	—Mobile	2-4	4.27	12	12	0	0	0	0	59.0	46	29	28	7	3	25	0	63	6	0	.210
	Salt Lake	4-3	5.59	11	11	0	0	0	0	46.2	47	30	29	8	0	32	0	38	6	0	.260
2019	—Salt Lake	1-1	9.20	6	0	0	1	0	0	14.2	21	15	15	4	0	9	0	18	4	0	.362
	Mobile	2-1	2.67	18	0	0	6	0	2	30.1	17	13	9	4	0	12	0	35	2	1	.157
MINOR TOTALS		23-33	4.50	139	68	1	30	0	8	454.0	416	249	227	47	15	200	1	488	49	4	.242

YSAAC PEÑA

C/INF

AGE: 21 **BORN:** June 19, 1998 in Caballeros, DR **RESIDES:** Santiago, DR **HT.:** 5-9 **WT.:** 180
BATS: Left **THROWS:** Right **ACQUIRED:** Signed as minor league free agent, June 1, 2019
HIGH SCHOOL: — **COLLEGE:** — **SIGNED BY:** N/A
FULL NAME: Ysaac De Jesus Pena Rojas

Year	Club	AVG	G	AB	R	H	2B	3B	HR	RBI	SH	SF	HBP	BB	IBB	SO	SB	CS	GDP	SLG	OBP	E
2016	—Yankees (DSL)	.292	45	161	18	47	9	2	1	25	0	3	3	8	1	30	0	0	3	.391	.331	4
2017	—Yankees East	.235	5	17	2	4	1	0	0	0	0	0	0	2	0	4	0	1	0	.294	.316	0
2018	—									DID NOT PLAY												
2019	—Angels (DSL)	.295	45	166	22	49	13	4	3	28	0	4	0	16	0	21	4	3	5	.476	.349	7
MINOR TOTALS		.291	95	344	42	100	23	6	4	53	0	7	3	26	1	55	4	4	8	.427	.339	11





ORGANIZATIONAL PLAYERS

YELMISON PERALTA

RHP**AGE:** 25 **BORN:** Mar. 3, 1995 in Caballeros, DR**RESIDES:** Santiago, DR**HT.:** 6-0 **WT.:** 210**BATS & THROWS:** Right**ACQUIRED:** Signed as minor league free agent, Nov. 9, 2018**HIGH SCHOOL:** —**COLLEGE:** —**FULL NAME:** Yelmison Peralta Rosario**SIGNED BY:** Marco Paddy & Miguel Peguero (White Sox)

Year	Club	W-L	ERA	G	GS	CG	GF	SHO	SV	IP	H	R	ER	HR	HB	BB	IBB	SO	WP	BK	BAA
2012	—White Sox (DSL)	0-5	7.26	12	12	0	0	0	0	31	29	33	25	2	5	33	0	20	10	0	.242
2013	—Bristol	0-3	7.88	10	0	0	0	0	0	16	19	17	14	4	2	13	0	8	5	0	.311
2014	—White Sox (AZL)	4-2	3.55	13	1	0	3	0	1	38	35	21	15	1	5	9	0	29	9	1	.254
	Great Falls	0-1	3.68	2	2	0	0	0	0	7.1	8	3	3	0	1	9	0	4	1	0	.308
2015	—Kannapolis	4-8	6.04	21	20	0	1	0	0	95.1	120	79	64	8	13	52	0	48	13	2	.314
	White Sox (AZL)	1-1	5.40	2	2	0	0	0	0	10	11	6	6	1	1	3	0	10	1	0	.306
2016	—Kannapolis	1-4	3.82	24	0	0	9	0	1	35.1	33	19	15	3	2	18	2	25	4	0	.241
	Winston-Salem 0-2		3.57	16	0	0	12	0	4	22.2	19	11	9	1	0	11	0	21	2	0	.229
2017	—Winston-Salem 0-2		4.97	19	0	0	2	0	0	29	17	20	16	2	3	25	1	25	8	0	.173
	Kannapolis	3-4	5.06	13	12	0	0	0	0	53.1	47	33	30	3	9	30	0	41	6	0	.241
2018	—Kannapolis	1-0	2.51	8	0	0	2	0	0	14.1	14	4	4	1	2	7	0	19	2	0	.250
	Winston Salem 0-0		6.00	6	0	0	4	0	1	9	7	6	6	2	0	6	0	12	0	0	.219
2019	—									<i>DID NOT PLAY</i>											
MINOR TOTALS		14-32	5.16	146	49	0	33	0	7	361.1	359	252	207	28	43	216	3	262	61	3	.263

DIEGO PEREZ

OF**AGE:** 16 **BORN:** July 7, 2003 in San Cristobal, DR**RESIDES:** San Cristobal, DR**HT.:** 6-3 **WT.:** 170**BATS & THROWS:** Right**ACQUIRED:** Signed as international free agent, July 8, 2019**HIGH SCHOOL:** —**COLLEGE:** —**FULL NAME:** Diego Samil Perez Rodriguez**SIGNED BY:** Frank Tejada (Angels)

Year	Club	AVG	G	AB	R	H	2B	3B	HR	RBI	SF	HBP	BB	IBB	SO	SB	CS	GDP	SLG	OBP	E
<i>Will make professional debut in 2020</i>																					

MAYKY PEREZ

RHP**AGE:** 23 **BORN:** Sept. 26, 1996 in San Pedro de Macoris, DR**RESIDES:** San Pedro de Macoris, DR**HT.:** 6-5 **WT.:** 235**BATS & THROWS:** Right**ACQUIRED:** Signed as minor league free agent Mar. 21, 2017**HIGH SCHOOL:** —**COLLEGE:** —**FULL NAME:** Mayky Arjelis Perez Rosario**SIGNED BY:** Randy Smith, Felix Feliz & Jose Salado (Padres)

Year	Club	W-L	ERA	G	GS	CG	GF	SHO	SV	IP	H	R	ER	HR	HB	BB	IBB	SO	WP	BK	BAA
2014	—Padres (DSL)	0-1	9.00	2	2	0	0	0	0	4.0	7	5	4	0	0	3	0	4	1	0	.368
	Padres (AZL)	0-3	7.08	11	4	0	0	0	0	34.1	46	31	27	4	3	15	0	30	8	2	.315
2015	—Padres (AZL)	0-0	0.00	2	0	0	0	0	0	2.0	0	0	0	0	0	1	0	0	0	0	.000
2016	—Padres (AZL)	2-2	3.94	9	6	0	0	0	0	29.2	30	23	13	1	2	15	0	31	3	0	.250
	Tri-City	0-0	2.57	4	0	0	1	0	0	7.0	10	7	2	0	1	4	0	7	2	0	.303
2017	—Orem	5-1	5.67	15	8	0	2	0	0	46.0	54	31	29	4	4	19	0	26	5	0	.302
2018	—Burlington	1-0	2.58	25	0	0	17	0	3	38.1	16	14	11	1	2	22	0	57	4	1	.125
2019	—Burlington	1-5	5.91	30	0	0	22	0	5	45.2	43	35	30	5	2	26	0	52	8	0	.249
MINOR TOTALS		9-12	5.04	98	20	0	42	0	8	207.0	206	146	116	15	14	105	0	207	31	3	.256

SAMUEL PEREZ

LHP**AGE:** 20 **BORN:** Nov. 29, 1999 in Barquisimeto, VZ**RESIDES:** Barquisimeto, VZ**HT.:** 5-11 **WT.:** 175**BATS & THROWS:** Left**ACQUIRED:** Signed as international free agent, July 3, 2018**HIGH SCHOOL:** —**COLLEGE:** —**FULL NAME:** Samuel Jesus Perez Rodriguez**SIGNED BY:** Andres Garcia (Angels)

Year	Club	W-L	ERA	G	GS	CG	GF	SHO	SV	IP	H	R	ER	HR	HB	BB	IBB	SO	WP	BK	BAA
2018	—Angels (DSL)	2-0	1.44	13	0	0	10	0	2	31.1	28	9	5	0	1	3	0	32	4	2	.228
2019	—Angels (DSL)	1-3	1.26	21	0	0	11	0	4	28.2	18	8	4	1	1	4	0	38	2	1	.182
MINOR TOTALS		3-3	1.35	34	0	0	21	0	6	60.0	46	17	9	1	2	7	0	70	6	3	.207

KEINNER PIÑA

C

For information, see 2020 Angels Players Section.



ORGANIZATIONAL PLAYERS



ROBINSON PINA

RHP

AGE: 21 **BORN:** Nov. 26, 1998 in San Cristobal, DR
BATS & THROWS: Right
HIGH SCHOOL: —

RESIDES: San Cristobal, DR **HT.:** 6-4 **WT.:** 180
ACQUIRED: Signed as international free agent, Feb. 15, 2017
COLLEGE: —

FULL NAME: Robinson Pina De Jesus

SIGNED BY: Francisco Tejada (Angels)

Year	Club	W-L	ERA	G	GS	CG	GF	SHO	SV	IP	H	R	ER	HR	HB	BB	IBB	SO	WP	BK	BAA
2017	—Angels (DSL)	1-2	3.68	15	11	0	0	0	0	51.1	35	26	21	0	3	24	0	47	8	1	.188
2018	—Angels (DSL)	2-0	4.02	8	0	0	8	0	1	15.2	12	10	7	0	2	6	0	26	2	0	.214
	Angels (AZL)	1-1	3.14	6	1	0	1	0	0	14.1	12	9	5	0	0	5	0	17	4	0	.218
	Orem	1-1	3.21	5	0	0	0	0	0	14.0	13	6	5	1	3	8	0	18	2	0	.245
2019	—Burlington	5-8	3.83	26	21	0	4	0	1	108.0	85	58	46	5	9	61	0	146	7	1	.213
MINOR TOTALS		10-12	3.72	60	33	0	13	0	2	203.1	157	109	84	6	17	104	0	254	23	2	.210

GLEIVIN PINEDA

INF/RHP

AGE: 23 **BORN:** Aug. 19, 1996 in Azua, DR
BATS: Left **THROWS:** Right
HIGH SCHOOL: —

RESIDES: Azua, DR **HT.:** 5-11 **WT.:** 160
ACQUIRED: Signed as international free agent Aug. 11, 2014
COLLEGE: —

FULL NAME: Gleyvin Fernando Pineda Martinez

SIGNED BY: Rene Rojas & Alfredo Ulloa (Angels)

Batting:

Year	Club	AVG	G	AB	R	H	2B	3B	HR	RBI	SH	SF	HBP	BB	IBB	SO	SB	CS	GDP	SLG	OBP	E
2015	—Angels (DSL)	.221	60	208	18	46	5	3	1	17	0	0	2	37	0	39	8	9	3	.288	.344	17
2016	—Angels (AZL)	.236	40	148	25	35	3	0	0	13	1	1	3	20	0	40	12	4	0	.257	.337	10
2017	—Angels (AZL)	.316	40	133	20	42	7	1	0	14	2	0	0	18	0	29	4	3	3	.383	.397	8
2018	—Burlington	.248	46	149	21	37	3	0	2	16	0	1	1	21	0	38	2	1	2	.309	.343	8
2019	—Burlington	.272	29	103	18	28	4	1	2	12	0	0	0	15	1	29	3	0	1	.388	.364	4
	Inland Empire	.250	89	324	28	81	9	2	2	38	3	3	34	1	93	3	3	12	.309	.324	12	
MINOR TOTALS		.253	304	1065	130	269	31	7	7	110	6	5	9	145	2	268	32	20	21	.315	.346	59

Pitching:

Year	Club	W-L	ERA	G	GS	CG	GF	SHO	SV	IP	H	R	ER	HR	HB	BB	IBB	SO	WP	BK	BAA
2019	—Inland Empire	0-0	0.00	1	0	0	1	0	0	0.2	0	0	0	0	0	0	0	0	1	0	.000

JEAN PINTO

RHP

AGE: 19 **BORN:** Jan. 9, 2001 in Valencia, VZ
BATS & THROWS: Right
HIGH SCHOOL: —

RESIDES: Brandon, FL **HT.:** 5-11 **WT.:** 175
ACQUIRED: Signed as international free agent, May 8, 2019
COLLEGE: —

FULL NAME: Jean Franco Pinto Rodriguez

SIGNED BY: Marlon Urdaneta & Joel Chicarelli (Angels)

Year	Club	W-L	ERA	G	GS	CG	GF	SHO	SV	IP	H	R	ER	HR	HB	BB	IBB	SO	WP	BK	BAA
2019	—Angels (DSL)	0-1	2.25	3	3	0	0	0	0	12.0	12	6	3	0	1	3	0	19	2	0	.255

ADRIAN PLACENCIA

INF

AGE: 16 **BORN:** June 2, 2003 in Los Carrizos, DR
BATS: Switch **THROWS:** Right
HIGH SCHOOL: —

RESIDES: Santiago, DR **HT.:** 5-11 **WT.:** 155
ACQUIRED: Signed as international free agent, July 2, 2019
COLLEGE: —

FULL NAME: Adrian Placencia Feliz

SIGNED BY: Jochy Cabrera & Rusbell Cabrera (Angels)

Year	Club	AVG	G	AB	R	H	2B	3B	HR	RBI	SH	SF	HBP	BB	IBB	SO	SB	CS	GDP	SLG	OBP	E
Will make professional debut in 2020																						

DANIEL PROCOPIO

RHP

AGE: 24 **BORN:** Sept. 18, 1995 in Toronto, ON, Canada
BATS & THROWS: Right
HIGH SCHOOL: Central Technical School (Toronto, ON, Canada)

RESIDES: Toronto, ON, Canada **HT.:** 6-0 **WT.:** 190
ACQUIRED: 10th round of 2017 First-Year Player Draft
COLLEGE: Niagara University (NY)

FULL NAME: Daniel Kazumi Rico Procopio

SIGNED BY: Ryan Leahy (Angels)

Year	Club	W-L	ERA	G	GS	CG	GF	SHO	SV	IP	H	R	ER	HR	HB	BB	IBB	SO	WP	BK	BAA
2017	—Orem	2-2	2.49	16	0	0	11	0	3	21.2	14	7	6	1	0	14	0	32	4	0	.177
2018	—Inland Empire	0-0	2.25	12	0	0	4	0	1	20.0	11	5	5	0	0	12	0	33	3	1	.157
	Mobile	1-3	7.11	26	0	0	3	0	0	38.0	42	33	30	5	0	27	0	44	4	1	.280
2019	—Inland Empire	0-0	0.00	1	0	0	0	0	0	1.2	0	0	0	0	0	2	0	0	0	0	.000
	Mobile	0-0	5.48	15	0	0	5	0	0	23.0	29	18	14	2	0	7	0	17	2	0	.309
MINOR TOTALS		3-5	4.74	70	0	0	23	0	4	104.1	96	63	55	8	0	60	0	126	13	2	.241

JEAN PUNTIEL

INF

AGE: 18 **BORN:** Nov. 13, 2001 in Santiago, DR
BATS & THROWS: Right
HIGH SCHOOL: —

RESIDES: Santiago, DR **HT.:** 5-11 **WT.:** 150
ACQUIRED: Signed as international free agent, July 2, 2018
COLLEGE: —

FULL NAME: Jean Louis Puntiel Dominguez

SIGNED BY: Jochy Cabrera (Angels)

Year	Club	AVG	G	AB	R	H	2B	3B	HR	RBI	SH	SF	HBP	BB	IBB	SO	SB	CS	GDP	SLG	OBP	E
2019	—Angels (DSL)	.219	21	64	9	14	1	0	1	4	1	0	0	11	0	18	5	0	2	.281	.333	8

MINOR LEAGUE





ORGANIZATIONAL PLAYERS

JOSE QUEZADA

INF

AGE: 21 **BORN:** July 26, 1998 in Azua, DR
BATS & THROWS: Right
HIGH SCHOOL: —

RESIDES: Azua, DR **HT:** 5-9 **WT:** 160
ACQUIRED: Signed as international free agent, June 14, 2017
COLLEGE: —

FULL NAME: Jose Augusto Quezada De Leon**SIGNED BY:** Domingo Garcia (Angels)

Year	Club	AVG	G	AB	R	H	2B	3B	HR	RBI	SH	SF	HBP	BB	IBB	SO	SB	CS	GDP	SLG	OBP	E
2017	—Angels (DSL)	.267	22	86	13	23	2	2	0	7	0	1	1	10	0	22	10	4	0	.337	.347	2
2018	—Angels (DSL)	.258	63	248	39	64	4	5	2	25	0	3	3	31	0	52	26	13	3	.339	.344	9
2019	—Angels (AZL)	.167	6	6	1	1	0	0	0	1	0	0	0	2	0	2	1	0	0	.167	.375	2
	Orem	.292	26	72	8	21	4	1	0	2	0	0	1	4	0	19	3	2	2	.375	.338	5
MINOR TOTALS		.265	117	412	61	109	10	8	2	35	0	4	5	47	0	95	40	19	5	.342	.344	18

ALEXANDER RAMIREZ

OF

AGE: 17 **BORN:** Aug. 29, 2002 in San Cristobal, DR
BATS & THROWS: Right
HIGH SCHOOL: —

RESIDES: San Cristobal, DR **HT:** 6-2 **WT:** 180
ACQUIRED: Signed as international free agent, Aug. 29, 2018
COLLEGE: —

FULL NAME: Alexander Ramirez**SIGNED BY:** Frank Tejeda (Angels)

Year	Club	AVG	G	AB	R	H	2B	3B	HR	RBI	SH	SF	HBP	BB	IBB	SO	SB	CS	GDP	SLG	OBP	E
2019	—Angels (AZL)	.234	39	154	37	36	8	5	4	19	0	1	6	16	0	59	6	0	0	.429	.328	3

LUIS RAMIREZ

RHP

AGE: 22 **BORN:** Sept. 14, 1997 in Porlamar, VZ
BATS & THROWS: Right
HIGH SCHOOL: —

RESIDES: Nueva Esparta, VZ **HT:** 5-11 **WT:** 175
ACQUIRED: Signed as minor league free agent, July 14, 2019
COLLEGE: —

FULL NAME: Luis Miguel Ramirez Acevedo**SIGNED BY:** N/A

Year	Club	W-L	ERA	G	GS	CG	GF	SHO	SV	IP	H	R	ER	HR	HB	BB	IBB	SO	WP	BK	BAA
2016	—Phillies 2 (DSL)	1-0	1.04	23	0	0	22	0	11	26.0	18	8	3	0	1	11	1	26	1	0	.189
2017	—Williamsport	1-3	2.27	23	0	0	18	0	11	31.2	26	10	8	2	1	16	2	23	5	0	.226
2018	—Lakewood	0-4	4.41	22	0	0	10	0	1	32.2	40	21	16	3	3	13	0	40	4	1	.299
	Williamsport	0-4	6.08	12	0	0	10	0	3	13.1	17	12	9	2	0	6	1	14	1	2	.304
2019	—Clearwater	2-0	4.32	8	1	0	1	0	0	16.2	18	8	8	2	1	8	0	15	4	0	.281
	Reading	0-0	9.00	1	0	0	0	0	0	2.0	3	2	2	0	1	2	0	0	0	0	.333
	Lakewood	0-1	16.20	3	0	0	1	0	0	1.2	4	3	3	1	0	0	0	1	2	0	.444
	Williamsport	0-1	2.84	4	2	0	1	0	0	12.2	10	5	4	0	1	7	0	14	1	0	.213
	Burlington	0-1	2.55	13	0	0	4	0	1	24.2	19	8	7	2	0	6	0	28	2	1	.209
MINOR TOTALS		4-14	3.35	109	3	0	67	0	27	161.1	155	77	60	12	8	69	4	161	20	4	.250

NEIL RAMIREZ

RHP

For information, see 2020 Angels Players Section.

CARLOS REINA

C

AGE: 21 **BORN:** Dec. 11, 1998 in Maracay, VZ
BATS: Switch **THROWS:** Right
HIGH SCHOOL: —

RESIDES: Mariara, VZ **HT:** 6-0 **WT:** 175
ACQUIRED: From Cincinnati in AAA Rule 5 Draft, Dec. 12, 2019
COLLEGE: —

FULL NAME: Carlos Ruben Reina**SIGNED BY:** Jose Fuentes (Reds)

Year	Club	AVG	G	AB	R	H	2B	3B	HR	RBI	SH	SF	HBP	BB	IBB	SO	SB	CS	GDP	SLG	OBP	E
2016	—Rojos (DSL)	.255	49	149	23	38	7	4	0	17	0	2	3	24	0	33	6	2	3	.356	.365	6
2017	—Rojos (DSL)	.324	46	139	27	45	6	2	1	20	0	3	0	17	0	24	3	2	5	.417	.390	3
2018	—Reds (AZL)	.220	26	82	14	18	4	2	2	11	0	1	3	10	0	18	3	0	2	.390	.323	3
2019	—Billings	.000	3	7	1	0	0	0	0	0	0	0	1	0	0	4	0	0	0	.000	.125	1
	Greeneville	.194	43	139	22	27	13	0	2	15	0	0	3	26	1	40	3	2	1	.331	.333	6
MINOR TOTALS		.248	167	516	87	128	30	8	5	63	0	6	10	77	1	119	15	6	11	.366	.353	19

JOSE REYES

OF

AGE: 19 **BORN:** Sept. 22, 2000 in Santiago, DR
BATS: Left **THROWS:** Right
HIGH SCHOOL: —

RESIDES: Santiago, DR **HT:** 6-2 **WT:** 180
ACQUIRED: Signed as international free agent, July 2, 2017
COLLEGE: —

FULL NAME: Jose Simon Reyes Mauriz**SIGNED BY:** Jochy Cabrera (Angels)

Year	Club	AVG	G	AB	R	H	2B	3B	HR	RBI	SH	SF	HBP	BB	IBB	SO	SB	CS	GDP	SLG	OBP	E
2018	—Angels (DSL)	.225	63	227	36	51	12	8	2	27	0	2	4	37	1	74	9	6	4	.374	.341	3
2019	—Angels (AZL)	.237	47	186	28	44	11	6	1	22	0	0	1	22	1	59	5	3	2	.376	.321	10
	Orem	.263	10	38	6	10	1	0	3	8	0	0	1	4	0	13	0	0	0	.526	.349	0
MINOR TOTALS		.233	120	451	70	105	24	14	6	57	0	2	6	63	2	146	14	9	6	.388	.333	13



ORGANIZATIONAL PLAYERS



CONNOR RILEY

RHP

AGE: 24 BORN: May 7, 1995 in Aurora, IL

RESIDES: Aurora, IL

HT.: 6-0 WT.: 185

BATS & THROWS: Right

ACQUIRED: Eighth round of 2017 First-Year Player Draft

HIGH SCHOOL: Marmion Academy (IL)

COLLEGE: University of South Carolina, Aiken

FULL NAME: Connor Christian Riley

SIGNED BY: Chris McAlpin (Angels)

Year	Club	W-L	ERA	G	GS	CG	GF	SHO	SV	IP	H	R	ER	HR	HB	BB	IBB	SO	WP	BK	BAA	
2017	Orem	2-0	2.03	9	0	0	3	0	0	13.1	10	4	3	1	0	6	0	13	0	0	.196	
	Burlington	0-2	6.11	9	1	0	5	0	1	17.2	24	15	12	0	0	6	0	23	3	0	.308	
2018	Inland Empire	0-1	17.18	2	2	0	0	0	0	3.2	6	8	7	1	1	5	0	3	0	0	.353	
2019	DID NOT PLAY																					
MINOR TOTALS	2-3	5.71	20	3	0	8	0	1	34.2	40	27	22	2	1	17	0	39	3	0	.274		

LEONARDO RIVAS

INF/OF

AGE: 22 BORN: Oct. 10, 1997 in Maracay, Aragua, VZ

RESIDES: Maracay, Aragua, VZ

HT.: 5-10 WT.: 150

BATS: Switch THROWS: Right

ACQUIRED: Signed as international free agent July 11, 2014

HIGH SCHOOL: —

COLLEGE: —

FULL NAME: Leonardo Andres Rivas Bricono

SIGNED BY: Carlos Ramirez & Lebi Ochoa (Angels)

Year	Club	AVG	G	AB	R	H	2B	3B	HR	RBI	SH	SF	HBP	BB	IBB	SO	SB	CS	GDP	SLG	OBP	E
2015	—Angels (DSL)	.258	65	213	38	55	8	7	1	31	4	5	17	37	3	53	21	12	4	.376	.401	16
2016	—Angels (DSL)	.323	33	99	26	32	3	3	0	15	4	0	4	20	0	23	20	5	1	.414	.455	7
	Angels (AZL)	.253	26	91	22	23	5	0	1	4	1	0	0	16	0	16	6	3	1	.341	.364	3
2017	Orem	.299	35	137	37	41	6	4	2	29	1	2	4	39	1	22	11	0	3	.445	.462	5
	Burlington	.267	26	90	24	24	5	0	0	7	2	1	3	20	0	22	8	1	1	.322	.412	6
2018	Burlington	.233	119	454	62	106	16	7	4	34	4	2	3	84	0	138	16	10	7	.326	.355	15
	Angels (AZL)	.250	2	8	2	2	1	0	1	3	0	0	0	0	0	2	0	0	0	.750	.250	0
2019	Inland Empire	.236	73	297	44	70	14	5	6	26	0	0	2	39	1	90	4	2	3	.377	.328	10
	Angels (AZL)	.063	7	16	6	1	0	0	0	1	0	0	0	8	0	4	1	0	1	.063	.375	0
MINOR TOTALS		.252	386	1405	261	354	58	26	15	149	17	10	33	263	5	370	87	33	21	.362	.380	63

ERIK RIVERA

LHP/DH

AGE: 19 BORN: Feb. 4, 2001 in Caguas, PR

RESIDES: Caguas, PR

HT.: 6-2 WT.: 200

BATS & THROWS: Left

ACQUIRED: Fourth round of 2019 First-Year Player Draft

HIGH SCHOOL: Puerto Rico Baseball Academy (Gurabo)

COLLEGE: —

FULL NAME: Erik Manuelle Rivera

SIGNED BY: Ralph Reyes (Angels)

Pitching:

Year	Club	W-L	ERA	G	GS	CG	GF	SHO	SV	IP	H	R	ER	HR	HB	BB	IBB	SO	WP	BK	BAA	
2019	DID NOT PITCH																					
Batting:																						
Year	Club	AVG	G	AB	R	H	2B	3B	HR	RBI	SH	SF	HBP	BB	IBB	SO	SB	CS	GDP	SLG	OBP	E
2019	—Angels (AZL)	.208	21	72	8	15	4	0	0	9	0	0	2	9	0	31	0	0	0	.264	.313	0

JERRYELL RIVERA

LHP

AGE: 20 BORN: Apr. 19, 1999 in Bayamon, PR

RESIDES: Toa Baja, PR

HT.: 6-3 WT.: 180

BATS & THROWS: Left

ACQUIRED: 11th round of 2017 First-Year Player Draft

HIGH SCHOOL: Maria Teresa Pineiro HS (Puerto Rico)

COLLEGE: —

FULL NAME: Jerryell Antonio Rivera Gonzalez

SIGNED BY: Ralph Reyes (Angels)

Year	Club	W-L	ERA	G	GS	CG	GF	SHO	SV	IP	H	R	ER	HR	HB	BB	IBB	SO	WP	BK	BAA
2017	—Angels (AZL)	1-0	1.64	8	1	0	0	0	0	11.0	7	2	2	0	0	3	0	11	2	0	.175
2018	—Angels (AZL)	0-3	6.85	7	6	0	0	0	0	22.1	29	20	17	0	2	11	0	19	5	1	.312
	Orem	0-5	14.00	5	4	0	0	0	0	9.0	16	22	14	4	2	18	0	3	3	0	.410
2019	Orem	1-3	6.89	10	9	0	0	0	0	32.2	38	37	25	7	0	23	0	31	6	0	.290
MINOR TOTALS	2-11	6.96	30	20	0	0	0	0	0	75.0	90	81	58	11	4	55	0	64	16	1	.297

WILLIAM RIVERA

OF

AGE: 19 BORN: Apr. 21, 2000 in San Juan, PR

RESIDES: Gurabo, PR

HT.: 6-3 WT.: 185

BATS & THROWS: Right

ACQUIRED: 23rd round of 2018 First-Year Player Draft

HIGH SCHOOL: Puerto Rico Baseball Academy (Gurabo)

COLLEGE: —

FULL NAME: William Miguel Rivera Roldan

SIGNED BY: Ralph Reyes (Angels)

Year	Club	AVG	G	AB	R	H	2B	3B	HR	RBI	SH	SF	HBP	BB	IBB	SO	SB	CS	GDP	SLG	OBP	E
2018	—Angels (AZL)	.152	27	92	5	14	1	0	0	2	0	0	2	8	0	36	1	0	2	.163	.235	1
2019	—Angels (AZL)	.194	26	93	18	18	3	0	0	13	0	0	3	11	0	29	1	2	1	.226	.299	2
MINOR TOTALS		.173	53	185	23	32	4	0	0	15	0	0	5	19	0	65	2	2	3	.195	.268	3

MINOR LEAGUE





ORGANIZATIONAL PLAYERS

PARKER JOE ROBINSON

RHP

AGE: 24 **BORN:** Aug. 16, 1995 in Coto de Caza, CA
BATS & THROWS: Right
HIGH SCHOOL: JSerra Catholic HS (San Juan Capistrano, CA)

RESIDES: Coto de Caza, CA **HT.:** 6-5 **WT.:** 230
ACQUIRED: Signed as non-drafted free agent, July 7, 2018
COLLEGE: University of Texas at Austin

FULL NAME: Parker Joe Robinson**SIGNED BY:** N/A

Year	Club	W-L	ERA	G	GS	CG	GF	SHO	SV	IP	H	R	ER	HR	HB	BB	IBB	SO	WP	BK	BAA
2018	—Angels (AZL)	2-0	0.44	11	0	0	6	0	1	20.1	13	3	1	0	1	1	0	22	2	0	.186
2019	—Inland Empire	0-0	4.91	2	0	0	1	0	0	3.2	5	2	2	0	1	0	0	2	0	1	.313
	Burlington	3-0	4.71	23	0	0	3	0	0	42.0	43	23	22	2	3	9	0	45	1	0	.274
MINOR TOTALS		5-0	3.41	36	0	0	10	0	1	66.0	61	28	25	2	5	10	0	69	3	1	.251

CHRIS RODRIGUEZ

RHP

AGE: 21 **BORN:** July 20, 1998 in Coral Springs, FL
BATS & THROWS: Right
HIGH SCHOOL: Monsignor Edward Pace HS (Miami Gardens, FL)

RESIDES: Horn Lake, MS **HT.:** 6-2 **WT.:** 185
ACQUIRED: Fourth round of 2016 First-Year Player Draft
COLLEGE: —

FULL NAME: Christopher Joseph Rodriguez**SIGNED BY:** Ralph Reyes (Angels)

Year	Club	W-L	ERA	G	GS	CG	GF	SHO	SV	IP	H	R	ER	HR	HB	BB	IBB	SO	WP	BK	BAA
2016	—Angels (AZL)	0-0	1.59	7	5	0	0	0	0	11.1	6	3	2	0	0	3	0	17	1	0	.154
2017	—Orem	4-0	6.40	8	8	0	0	0	0	32.1	35	24	23	1	7	7	0	32	2	1	.271
	Burlington	1-2	5.84	6	6	0	0	0	0	24.2	32	17	16	1	2	7	0	24	0	1	.314
2018	<i>INJURED — DID NOT PLAY</i>																				
2019	—Inland Empire	0-0	0.00	3	3	0	0	0	0	9.1	6	0	0	0	0	4	0	13	0	0	.188
MINOR TOTALS		5-3	4.75	24	22	0	0	0	0	77.2	79	44	41	2	9	121	0	86	3	2	.262

GABRIEL RODRIGUEZ

C

AGE: 17 **BORN:** Sept. 29, 2002 in Barquisimeto, VZ
BATS & THROWS: Right
HIGH SCHOOL: —

RESIDES: Lara, VZ **HT.:** 6-1 **WT.:** 155
ACQUIRED: Signed as international free agent, July 2, 2019
COLLEGE: —

FULL NAME: Gabriel Antonio Rodriguez Salazar**SIGNED BY:** Andres Garcia & Joel Chicarelli (Angels)

Year	Club	AVG	G	AB	R	H	2B	3B	HR	RBI	SH	SF	HP	BB	IBB	SO	SB	CS	GDP	SLG	OBP	E
Will make professional debut in 2020																						

JOSE M. RODRIGUEZ

RHP

AGE: 19 **BORN:** Sept. 8, 2000 in Santiago, DR
BATS & THROWS: Right
HIGH SCHOOL: —

RESIDES: Santiago, DR **HT.:** 6-3 **WT.:** 195
ACQUIRED: Signed as international free agent, July 2, 2017
COLLEGE: —

FULL NAME: Jose Manuel Rodriguez Duran**SIGNED BY:** Jochy Cabrera (Angels)

Year	Club	W-L	ERA	G	GS	CG	GF	SHO	SV	IP	H	R	ER	HR	HB	BB	IBB	SO	WP	BK	BAA
2018	—Angels (DSL)	0-0	0.00	2	2	0	0	0	0	6.0	2	1	0	0	0	3	0	7	1	0	.105
	Angels (AZL)	0-3	17.25	9	5	0	0	0	0	12.0	12	24	23	0	6	34	0	13	6	0	.279
2019	—Angels (AZL)	0-0	9.00	1	0	0	0	0	0	1.0	1	1	1	0	0	1	0	2	0	0	.250
MINOR TOTALS		0-3	11.37	12	7	0	0	0	0	19.0	15	26	24	0	6	38	0	22	7	0	.227

VICTOR RODRIGUEZ

LHP

AGE: 19 **BORN:** Dec. 15, 2000 in La Victoria, VZ
BATS & THROWS: Right
HIGH SCHOOL: —

RESIDES: La Victoria, VZ **HT.:** 5-11 **WT.:** 165
ACQUIRED: Signed as international free agent, Aug. 24, 2018
COLLEGE: —

FULL NAME: Victor Daniel Rodriguez Longa**SIGNED BY:** Andres Garcia & Marlon Urdaneta (Angels)

Year	Club	W-L	ERA	G	GS	CG	GF	SHO	SV	IP	H	R	ER	HR	HB	BB	IBB	SO	WP	BK	BAA
2019	—Angels (DSL)	2-2	2.93	12	4	0	3	0	0	40.0	42	23	13	1	2	22	0	41	4	2	.266

KEITH ROGALLA

RHP

AGE: 24 **BORN:** Sept. 15, 1995 in Melrose Park, IL
BATS & THROWS: Right
HIGH SCHOOL: Oak Park-River Forest HS (IL)

RESIDES: Oak Park, IL **HT.:** 6-3 **WT.:** 205
ACQUIRED: 12th round of 2017 First-Year Player Draft
COLLEGE: Creighton University (Omaha, NE)

FULL NAME: Keith Edward Rogalla**SIGNED BY:** Joel Murrie (Angels)

Year	Club	W-L	ERA	G	GS	CG	GF	SHO	SV	IP	H	R	ER	HR	HB	BB	IBB	SO	WP	BK	BAA
2017	—Orem	0-1	4.38	14	0	0	2	0	0	24.2	21	12	12	1	1	18	1	26	2	0	.228
2018	—Burlington	0-0	1.93	2	2	0	0	0	0	4.2	4	1	1	0	0	4	0	7	1	0	.222
2019	—Angels (AZL)	0-3	18.47	5	0	0	4	0	0	6.1	14	17	13	0	1	11	0	8	0	0	.412
	Orem	0-1	7.94	2	2	0	0	0	0	5.2	10	5	5	0	0	1	0	6	0	0	.400
	Burlington	1-2	3.80	6	4	0	1	0	0	23.2	22	10	10	1	0	10	0	29	2	0	.244
MINOR TOTALS		1-7	5.68	29	8	0	7	0	0	65.0	71	45	41	2	2	44	1	76	5	0	.274





DANIEL ROJAS

RHP**AGE:** 18 **BORN:** Oct. 21, 2001 in Maracay, VZ**RESIDES:** San Diego, CA**HT.:** 6-2 **WT.:** 180**BATS & THROWS:** Right**ACQUIRED:** Signed as international free agent, July 2, 2018**HIGH SCHOOL:** —**COLLEGE:** —**FULL NAME:** Daniel Alejandro Rojas Garcia**SIGNED BY:** Andres Garcia & Marlon Urdaneta (Angels)

Year	Club	W-L	ERA	G	GS	CG	GF	SHO	SV	IP	H	R	ER	HR	HB	BB	IBB	SO	WP	BK	BAA
2019	—Angels (DSL)	0-4	9.20	11	7	0	1	0	1	30.1	32	39	31	5	2	21	0	26	12	0	.262

JOSE ROJAS

INF

For information, see 2020 Players Section

ADRIAN RONDON

INF**AGE:** 21 **BORN:** July 7, 1998 in San Pedro de Macoris, DR**RESIDES:** San Pedro de Macoris**HT.:** 6-1 **WT.:** 190**BATS & THROWS:** Right**ACQUIRED:** From Rays for cash considerations, June 14, 2019**HIGH SCHOOL:** —**COLLEGE:** —**FULL NAME:** Adrian Rondon**SIGNED BY:** N/A

Year	Club	AVG	G	AB	R	H	2B	3B	HR	RBI	SH	SF	HBP	BB	IBB	SO	SB	CS	GDP	SLG	OBP	E
2015	—Rays (GCL)	.166	43	145	3	24	8	1	0	11	0	1	17	0	57	0	2	3	.234	.256	9	
2016	—Princeton	.249	52	193	29	48	10	2	7	36	1	1	2	13	0	58	1	5	6	.430	.301	13
2017	—Bowling Green.221	107	394	53	87	12	2	9	48	1	5	5	33	0	129	4	2	11	.330	.286	15	
2018	—Bowling Green.170	47	171	17	29	13	0	0	14	0	1	0	9	0	57	1	0	7	.246	.210	18	
	Hudson Valley.195	46	164	16	32	10	0	4	23	0	1	2	16	0	39	0	0	8	.329	.273	11	
2019	—Orem	.315	30	111	19	35	7	2	5	19	0	1	0	10	0	21	2	0	2	.550	.369	4
	Burlington	.231	39	156	10	36	4	0	0	8	0	1	3	8	0	45	3	3	6	.256	.280	8
MINOR TOTALS		.218	364	1334	147	291	64	7	25	159	2	11	13	106	0	406	11	12	43	.333	.280	78

ALVARO RUBALCABA

INF**AGE:** 24 **BORN:** Apr. 24, 1995 in San Mateo, CA**RESIDES:** Long Beach, CA**HT.:** 5-8 **WT.:** 165**BATS & THROWS:** Right**ACQUIRED:** Signed as minor league free agent, June 1, 2018**HIGH SCHOOL:** Vanden HS (CA)**COLLEGE:** Cal State Northridge**FULL NAME:** Alvaro Martin Rubalcaba**SIGNED BY:** Tim Corcoran (Angels)

Year	Club	AVG	G	AB	R	H	2B	3B	HR	RBI	SH	SF	HBP	BB	IBB	SO	SB	CS	GDP	SLG	OBP	E
2018	—Orem	.000	5	16	0	0	0	0	0	1	0	1	0	4	1	0	1	0	1	.000	.056	0
	Burlington	.221	29	95	10	21	6	1	1	12	0	1	4	12	0	24	0	2	.337	.330	8	
2019	—Inland Empire.207	45	135	20	28	6	2	2	12	0	2	3	19	0	47	2	1	3	.326	.314	4	
	Burlington	.155	66	193	22	30	8	0	3	19	1	0	3	44	1	61	3	5	4	.244	.321	13
MINOR TOTALS		.180	145	439	52	79	20	3	6	44	1	4	10	76	1	136	6	6	10	.280	.312	25

ZAC RYAN

RHP**AGE:** 25 **BORN:** May 28, 1994 in Merrillville, IN**RESIDES:** Valparaiso, IN**HT.:** 6-1 **WT.:** 200**BATS & THROWS:** Right**ACQUIRED:** 23rd round of 2017 First-Year Player Draft**HIGH SCHOOL:** Andean HS (IN)**COLLEGE:** Georgia Tech**FULL NAME:** Zachary Alexander Ryan**SIGNED BY:** Todd Hogan (Angels)

Year	Club	W-L	ERA	G	GS	CG	GF	SHO	SV	IP	H	R	ER	HR	HB	BB	IBB	SO	WP	BK	BAA
2017	—Orem	0-1	6.48	7	0	0	6	0	2	8.1	9	6	6	2	0	3	1	11	1	0	.273
	Burlington	2-1	0.63	14	1	0	8	0	1	28.2	19	10	2	2	1	12	1	33	2	0	.181
2018	—Inland Empire 3-1	3.66	22	0	0	4	0	1	39.1	32	17	16	2	2	19	0	44	6	0	.227	
	Mobile	1-4	5.68	20	0	0	9	0	2	31.2	35	22	20	1	4	21	0	31	3	0	.287
2019	—Mobile	2-2	2.16	10	0	0	6	0	3	16.2	10	5	4	0	2	7	0	22	2	0	.172
	Salt Lake	2-1	4.66	28	0	0	12	0	3	36.2	28	22	19	4	2	27	0	48	7	0	.207
MINOR TOTALS		10-10	3.74	101	1	0	45	0	12	161.1	133	82	67	11	11	89	2	189	21	0	.224

JOHAN SALA

OF**AGE:** 22 **BORN:** Dec. 17, 1997 in San Isidro, DR**RESIDES:** Abilene, TX**HT.:** 6-1 **WT.:** 175**BATS & THROWS:** Right**ACQUIRED:** Signed as international free agent July 2, 2014**HIGH SCHOOL:** —**COLLEGE:** —**FULL NAME:** Johan Miguel Sala Feliz**SIGNED BY:** Rene Rojas & Alfredo Ulloa (Angels)

Year	Club	AVG	G	AB	R	H	2B	3B	HR	RBI	SH	SF	HBP	BB	IBB	SO	SB	CS	GDP	SLG	OBP	E
2015	—Angels (DSL)	.223	63	229	23	51	8	1	0	13	1	1	3	19	0	54	15	11	6	.266	.290	4
2016	—Angels (DSL)	.308	66	247	39	76	8	2	1	25	5	3	7	29	1	40	15	8	6	.368	.392	5
2017	—Angels (AZL)	.248	36	129	15	32	5	2	0	9	0	0	2	12	1	31	3	4	4	.318	.322	3
2018	—Angels (AZL)	.375	13	32	7	12	2	3	0	6	0	1	2	6	0	9	1	2	1	.625	.488	0
	Orem	.260	42	150	13	39	8	2	1	15	1	0	2	6	0	38	3	1	1	.360	.302	0
2019	—Orem	.266	52	188	33	50	10	0	4	20	0	1	6	22	1	52	4	1	5	.383	.359	4
	Burlington	.200	6	20	2	4	1	0	0	4	0	0	2	0	9	0	0	1	250	.273	0	
MINOR TOTALS		.265	278	995	132	264	42	10	6	92	7	6	22	97	3	233	41	27	24	.346	.342	16

MINOR LEAGUE





ORGANIZATIONAL PLAYERS

ERICK SALCEDO

INF/OF

AGE: 26 BORN: June 28, 1993 in Valencia, VZ

RESIDES: Valencia, VZ

HT: 5-10 WT: 155

BATS: Switch THROWS: Right

ACQUIRED: Signed as minor league free agent, Jan. 22, 2019

HIGH SCHOOL: —

COLLEGE: —

FULL NAME: Erick Joe Salcedo Ventura

SIGNED BY: Lebi Ochoa (Angels)

Year	Club	AVG	G	AB	R	H	2B	3B	HR	RBI	SH	SF	HBP	BB	IBB	SO	SB	CS	GDP	SLG	OBP	E
2010—Angels (DSL)		.226	29	62	14	14	3	2	0	5	2	1	0	8	0	17	1	0	0	.339	.310	4
2011—Angels (DSL)		.241	38	108	19	26	4	2	0	16	3	2	4	25	0	14	4	4	0	.315	.396	10
2012—Angels (DSL)		.240	56	175	30	42	5	0	0	22	13	3	2	33	0	25	7	4	2	.269	.362	15
2013—Angels (AZL)		.270	48	189	27	51	8	5	0	22	3	1	0	16	1	32	10	3	3	.365	.325	14
2014—Burlington		.239	128	422	48	101	5	3	0	24	10	2	2	32	0	57	21	10	15	.265	.295	16
2015—Burlington		.230	62	183	23	42	3	0	0	13	4	1	0	13	0	31	5	10	3	.246	.279	7
Salt Lake		.250	6	16	3	4	1	0	0	0	0	0	0	2	0	3	0	0	1	.313	.333	0
Inland Empire		.500	2	6	2	3	1	0	0	0	0	0	0	0	0	2	0	0	0	.667	.500	0
Arkansas		.213	25	75	10	16	1	0	0	3	3	1	0	5	0	11	5	1	2	.227	.259	3
2016—Frederick		.270	133	488	66	132	23	8	3	39	6	4	1	36	0	60	13	9	14	.369	.319	23
2017—Bowie		.260	121	408	66	106	16	1	5	47	10	4	3	35	0	50	2	5	8	.341	.320	15
2018—Bowie		.225	127	432	44	97	19	5	0	32	2	5	3	29	1	54	2	4	5	.292	.275	21
2019—Mobile		.207	76	246	25	51	12	2	2	31	0	2	0	14	0	38	4	0	4	.297	.248	7
Salt Lake		.195	24	82	5	16	3	0	1	6	1	1	0	4	0	9	0	1	2	.268	.230	3
MINOR TOTALS		.242	875	2892	362	701	104	28	11	260	57	27	15	252	2	401	76	41	59	.309	.304	138

EDWIN SANCHEZ

RHP

AGE: 19 BORN: Nov. 3, 2000 in Gurabo, PR

RESIDES: Gurabo, PR

HT: 6-0 WT: 160

BATS & THROWS: Right

ACQUIRED: 13th round of 2019 First Year Player Draft

HIGH SCHOOL: B-You Academy (PR)

COLLEGE: —

FULL NAME: Edwin Jonays Sanchez

SIGNED BY: Ralph Reyes (Angels)

Year	Club	W-L	ERA	G	GS	CG	GF	SHO	SV	IP	H	R	ER	HR	HB	BB	IBB	SO	WP	BK	BAA	
2019—																						

DID NOT PLAY

BRENDON SANGER

OF

AGE: 26 BORN: Sept. 11, 1993 in York, PA

RESIDES: Hagerstown, MD

HT: 6-0 WT: 185

BATS: Left THROWS: Right

ACQUIRED: Fourth round of 2015 First-Year Player Draft

HIGH SCHOOL: Fort Myers HS (FL)

COLLEGE: Florida Atlantic University

FULL NAME: Brendon Kedge Sanger

SIGNED BY: Jochy Cabrera & Alfredo Ulloa (Angels)

Year	Club	AVG	G	AB	R	H	2B	3B	HR	RBI	SH	SF	HBP	BB	IBB	SO	SB	CS	GDP	SLG	OBP	E
2015—Orem		.300	60	217	45	65	20	1	4	29	1	4	3	45	0	39	13	3	2	.456	.420	3
2016—Burlington		.230	124	443	47	102	24	3	4	39	5	1	7	59	2	89	4	5	7	.325	.329	29
2017—Inland Empire		.277	63	206	29	57	11	1	10	42	1	2	2	27	0	64	1	0	3	.485	.363	4
Mobile		.182	3	11	0	2	2	0	0	2	0	0	0	2	0	5	0	0	1	.364	.308	0
Angels (AZL)		.148	7	27	3	4	1	0	1	2	0	0	0	2	0	10	0	0	0	.296	.207	0
2018—Mobile		.234	93	304	37	71	12	0	7	41	0	3	1	50	1	72	4	4	12	.342	.341	4
Inland Empire		.319	13	47	12	15	3	1	2	4	0	0	1	9	0	13	0	0	0	.553	.439	0
2019—Mobile		.203	107	355	38	72	12	1	12	43	0	2	9	47	1	121	4	0	3	.344	.310	1
MINOR TOTALS		.251	470	1610	211	388	85	7	40	202	7	12	23	241	4	413	26	12	28	.377	.346	41

TULIO SANTA MARIA

RHP

AGE: 19 BORN: June 6, 2000 in Araure, VZ

RESIDES: Araure, VZ

HT: 6-4 WT: 165

BATS & THROWS: Right

ACQUIRED: Signed as an international free agent, July 3, 2016

HIGH SCHOOL: —

COLLEGE: —

FULL NAME: Tulio Cesar Santa Maria Sanchez

SIGNED BY: Marlon Urdaneta (Angels)

Year	Club	W-L	ERA	G	GS	CG	GF	SHO	SV	IP	H	R	ER	HR	HB	BB	IBB	SO	WP	BK	BAA
2017—Angels (DSL)		0-3	2.65	14	9	0	1	0	0	51	41	23	15	1	11	19	1	41	7	0	.230
2018—Angels (AZL)		1-3	5.23	9	6	0	0	0	0	20.2	20	16	12	0	3	15	0	15	4	0	.263
2019—Angels (AZL)		0-0	2.70	6	0	0	0	0	0	6.2	3	2	2	0	1	14	0	5	2	0	.158
MINOR TOTALS		1-6	3.33	29	15	0	1	0	0	78.1	64	41	29	1	15	48	1	61	13	0	.234

NATANAEL SANTANA

OF

AGE: 18 BORN: July 27, 2001 in Maimon, DR

RESIDES: Higuey, DR

HT: 6-3 WT: 190

BATS & THROWS: Right

ACQUIRED: Signed as international free agent, Apr. 1, 2019

HIGH SCHOOL: —

COLLEGE: —

FULL NAME: Natanael Santana Louis

SIGNED BY: Giovanni Hernandez, Aneudi Mercado & Joel Chicarelli (Angels)

Year	Club	AVG	G	AB	R	H	2B	3B	HR	RBI	SH	SF	HBP	BB	IBB	SO	SB	CS	GDP	SLG	OBP	E
2019—Angels (DSL)		.258	54	182	34	47	5	1	5	27	0	2	10	34	0	66	12	4	0	.379	.399	4

MINOR LEAGUE

ORGANIZATIONAL PLAYERS



CALEB SCIRES

OF

AGE: 21 BORN: Sept. 1, 1998 in Garland, TX RESIDES: Omaha, NE HT: 6-0 WT: 195
 BATS & THROWS: Left ACQUIRED: 17th round of 2017 First-Year Player Draft
 HIGH SCHOOL: Fairfield HS (TX) COLLEGE: Navarro College (TX)
 FULL NAME: Caleb Christopher Scires SIGNED BY: Rudy Vasquez (Angels)

Year	Club	AVG	G	AB	R	H	2B	3B	HR	RBI	SH	SF	HBP	BB	SO	SB	CS	GDP	SLG	OBP	E	
2017	—Angels (AZL)	.236	19	55	12	13	1	2	1	3	0	1	0	12	0	17	4	2	0	.382	.368	0
2018	—	INJURED - DID NOT PLAY																				
2019	—Orem	.238	36	130	22	31	7	1	7	19	0	1	3	22	0	61	3	1	0	.469	.359	0
MINOR TOTALS		.238	55	185	34	44	8	3	8	22	0	2	3	34	0	78	7	3	0	.443	.362	0

DAWRY SEGURA

RHP

AGE: 16 BORN: Aug. 5, 2003 in Moca, DR RESIDES: Moca, DR HT: 6-2 WT: 140
 BATS & THROWS: Right ACQUIRED: Signed as international free agent, Aug. 5, 2019
 HIGH SCHOOL: — COLLEGE: —
 FULL NAME: Dawry Segura Almanzar SIGNED BY: Jochy Cabrera & Aneudi Mercado (Angels)

Year	Club	W-L	ERA	G	GS	CG	GF	SHO	SV	IP	H	R	ER	HR	HB	BB	IBB	SO	WP	BK	BAA
Will make professional debut in 2020																					

ENDERJER SIFONTES

RHP

AGE: 18 BORN: Nov. 19, 2002 in Barcelona, VZ RESIDES: Bellflower, CA HT: 6-0 WT: 135
 BATS & THROWS: Right ACQUIRED: Signed as international free agent, July 2, 2019
 HIGH SCHOOL: — COLLEGE: —
 FULL NAME: Enderjer Jose Sifontes Diaz SIGNED BY: Edner Gonzalez (Angels)

Year	Club	W-L	ERA	G	GS	CG	GF	SHO	SV	IP	H	R	ER	HR	HB	BB	IBB	SO	WP	BK	BAA
Will make professional debut in 2020																					

RYAN SMITH

LHP

AGE: 22 BORN: Aug. 13, 1997 in Queens, NY RESIDES: Garden City, NY HT: 5-11 WT: 185
 BATS & THROWS: Left ACQUIRED: 18th round of 2019 First-Year Player Draft
 HIGH SCHOOL: Garden City HS (NY) COLLEGE: Princeton University (NJ)
 FULL NAME: Ryan William Smith SIGNED BY: Ryan Leagy (Angels)

Year	Club	W-L	ERA	G	GS	CG	GF	SHO	SV	IP	H	R	ER	HR	HB	BB	IBB	SO	WP	BK	BAA
2019	—Orem	0-2	5.26	19	0	0	6	0	0	25.2	25	17	15	5	1	12	0	37	1	0	.250

TYLER SMITH

RHP

AGE: 24 BORN: Nov. 20, 1995 in Level Green, PA RESIDES: Trafford, PA HT: 6-0 WT: 230
 BATS & THROWS: Right ACQUIRED: Eighth round of 2018 First-Year Player Draft
 HIGH SCHOOL: Penn-Trafford HS (PA) COLLEGE: Canisius College (NY)
 FULL NAME: Tyler Todd Smith SIGNED BY: Ryan Leagy (Angels)

Year	Club	W-L	ERA	G	GS	CG	GF	SHO	SV	IP	H	R	ER	HR	HB	BB	IBB	SO	WP	BK	BAA
2018	—Orem	2-1	3.95	17	0	0	3	0	1	27.1	27	14	12	3	1	14	0	32	5	1	.252
2019	—Burlington	5-5	5.05	23	0	0	14	0	6	35.2	33	23	20	3	5	12	0	40	2	0	.244
	Inland Empire	2-2	3.60	13	0	0	6	0	1	25.0	25	14	10	0	0	9	0	30	5	0	.272
MINOR TOTALS		9-6	4.30	53	0	0	23	0	8	88.0	85	51	42	6	6	35	0	102	12	1	.254

JOSE SORIANO

RHP

AGE: 21 BORN: Oct. 20, 1998 in Santo Domingo, DR RESIDES: Boca Chica, DR HT: 6-3 WT: 170
 BATS & THROWS: Right ACQUIRED: Signed as an international free agent, Mar. 4, 2016
 HIGH SCHOOL: — COLLEGE: —
 FULL NAME: Jose Joaquin Soriano Santana SIGNED BY: Domingo Garcia & Alfredo Ulloa (Angels)

Year	Club	W-L	ERA	G	GS	CG	GF	SHO	SV	IP	H	R	ER	HR	HB	BB	IBB	SO	WP	BK	BAA
2016	—Angels (DSL)	3-5	1.58	14	14	0	0	0	0	57	37	22	10	2	7	30	0	45	8	0	.187
2017	—Angels (AZL)	2-2	2.94	12	10	0	0	0	0	49	43	23	16	2	2	14	0	37	9	1	.234
	Orem	0-0	2.70	1	1	0	0	0	0	3.1	4	1	1	0	0	4	0	2	0	0	.308
2018	—Burlington	1-6	4.47	14	14	0	0	0	0	46.1	34	24	23	1	4	35	0	42	10	1	.217
2019	—Burlington	5-6	2.55	17	15	0	0	0	0	77.2	53	31	22	5	2	48	0	84	9	0	.197
	Angels (AZL)	0-1	1.93	3	3	0	0	0	0	4.2	5	5	1	0	0	3	0	8	2	0	.263
MINOR TOTALS		11-20	2.76	61	57	0	0	0	0	238.0	176	106	73	10	15	134	0	218	38	2	.210

ELLIOT SOTO

INF

For information, see 2020 Angels Players Section.





ORGANIZATIONAL PLAYERS

LIVAN SOTO

INF

AGE: 19 BORN: June 22, 2000 in Valencia, VZ

BATS: Left THROWS: Right

HIGH SCHOOL: —

FULL NAME: Livan Enrique Soto Flores

RESIDES: Orlando, FL

HT.: 6-0 WT.: 160

ACQUIRED: Signed as minor league free agent, Dec. 15, 2017

COLLEGE: —

SIGNED BY: Rolando Petit (Braves)

Year	Club	AVG	G	AB	R	H	2B	3B	HR	RBI	SH	SF	HBP	BB	IBB	SO	SB	CS	GDP	SLG	OBP	E
2017—	Braves (GCL)	.225	47	173	24	39	5	0	0	14	3	3	2	27	0	26	7	3	3	.254	.332	12
2018—	Orem	.291	44	172	31	50	10	0	0	11	0	1	3	24	0	24	9	3	4	.349	.385	20
2019—	Burlington	.220	64	245	24	54	5	0	1	20	2	2	1	32	0	40	6	2	7	.253	.311	10
	Angels (AZL)	.214	7	28	4	6	2	0	0	1	0	0	0	1	0	4	0	2	1	.286	.241	2
MINOR TOTALS		.241	162	618	83	149	22	0	1	46	5	6	6	84	0	94	22	10	15	.282	.335	44

GARRETT STALLINGS

RHP

AGE: 22 BORN: Aug. 8, 1997 in Arlington, VA

BATS & THROWS: Right

HIGH SCHOOL: Grassfield HS (Knoxville, TN)

FULL NAME: Garrett Herbert Stallings

RESIDES: Knoxville, TN

HT.: 6-2 WT.: 200

ACQUIRED: Fifth round of 2019 First-Year Player Draft

COLLEGE: University of Tennessee (Knoxville)

SIGNED BY: Joel Murrie (Angels)

Year	Club	W-L	ERA	G	GS	CG	GF	SHO	SV	IP	H	R	ER	HR	HB	BB	IBB	SO	WP	BK	BAA	
2019—																						

DID NOT PLAY

MICHAEL STEFANIC

INF

AGE: 24 BORN: Feb. 24, 1996 in Boise, ID

BATS & THROWS: Right

HIGH SCHOOL: Timberline HS (ID)

FULL NAME: Michael Stefanic

RESIDES: Louisville, KY

HT.: 5-10 WT.: 180

ACQUIRED: Signed as non-drafted free agent, July 19, 2018

COLLEGE: Westmont College (Montecito, CA)

SIGNED BY: N/A

Year	Club	AVG	G	AB	R	H	2B	3B	HR	RBI	SH	SF	HBP	BB	IBB	SO	SB	CS	GDP	SLG	OBP	E
2018—	Angels (AZL)	.393	9	28	2	11	0	1	0	4	1	0	0	4	0	2	0	0	0	.464	.469	2
	Orem	.222	5	9	1	2	0	0	0	1	0	0	1	0	0	3	0	1	0	.222	.300	0
2019—	Burlington	.333	22	72	5	24	5	1	0	10	0	0	2	6	0	8	2	2	4	.431	.400	2
	Inland Empire	.270	80	304	44	82	13	1	3	37	0	1	13	24	1	39	7	3	14	.349	.348	9
MINOR TOTALS		.288	116	413	52	119	18	3	3	52	1	1	16	34	1	52	9	6	18	.368	.364	13

JOHN SWANDA

RHP

AGE: 20 BORN: Mar. 18, 1999 in Des Moines, IA

BATS & THROWS: Right

HIGH SCHOOL: Theodore Roosevelt HS (IA)

FULL NAME: John Thomas Swanda

RESIDES: Des Moines, IA

HT.: 6-2 WT.: 185

ACQUIRED: Fourth round of 2017 First-Year Player Draft

COLLEGE: —

SIGNED BY: Joel Murrie (Angels)

Year	Club	W-L	ERA	G	GS	CG	GF	SHO	SV	IP	H	R	ER	HR	HB	BB	IBB	SO	WP	BK	BAA
2017—	Angels (AZL)	1-2	9.31	7	1	0	0	0	0	9.2	13	10	10	1	1	6	1	6	3	0	.333
2018—	Orem	0-4	4.50	10	10	0	0	0	0	30.0	37	20	15	4	2	7	0	26	3	1	.291
2019—	Burlington	0-1	3.86	4	4	0	0	0	0	11.2	12	6	5	0	1	5	0	8	1	0	.255
MINOR TOTALS		1-7	5.26	21	15	0	0	0	0	51.1	62	36	30	5	4	18	1	40	7	1	.291

CHAD SYKES

RHP

AGE: 24 BORN: Feb. 11, 1996 in Durham, NC

BATS & THROWS: Right

HIGH SCHOOL: Voyager Academy (Durham, NC)

FULL NAME: Chad Mark Sykes

RESIDES: Ceedmoor, NC

HT.: 5-11 WT.: 180

ACQUIRED: Tenth round of 2019 First-Year Player Draft

COLLEGE: University of North Carolina at Greensboro

SIGNED BY: Chris McAlpin (Angels)

Year	Club	W-L	ERA	G	GS	CG	GF	SHO	SV	IP	H	R	ER	HR	HB	BB	IBB	SO	WP	BK	BAA
2019—	Orem	1-0	7.45	7	0	0	2	0	1	9.2	9	10	8	1	0	5	0	15	4	0	.220
	Burlington	1-1	1.35	11	0	0	4	0	0	20.0	11	3	3	0	2	8	0	23	1	0	.159
MINOR TOTALS		2-1	3.34	18	0	0	6	0	1	29.2	20	13	11	1	2	13	0	38	5	0	.182

GABRIEL TAPIA

RHP

AGE: 17 BORN: May 20, 2002 in Valencia, VZ

BATS & THROWS: Right

HIGH SCHOOL: —

FULL NAME: Alexander Gabriel Tapia Pimentel

RESIDES: Valencia, VZ

HT.: 6-1 WT.: 160

ACQUIRED: Signed as international free agent, Dec. 20, 2018

COLLEGE: —

SIGNED BY: Andres Garcia (Angels)

Year	Club	W-L	ERA	G	GS	CG	GF	SHO	SV	IP	H	R	ER	HR	HB	BB	IBB	SO	WP	BK	BAA
2019—	Angels (DSL)	2-1	2.57	12	8	0	1	0	1	49.0	43	17	14	1	1	13	0	47	7	0	.234

MINOR LEAGUE

ORGANIZATIONAL PLAYERS



JORGE TAVAREZ

RHP

AGE: 24 **BORN:** Aug. 4, 1995 in Loma de Cabrera, DR
BATS & THROWS: Right
HIGH SCHOOL: —

RESIDES: Sperry, OK **HT.:** 5-10 **WT.:** 150
ACQUIRED: Signed as international free agent, May 15, 2015
COLLEGE: —

FULL NAME: Jorge Luis Tavarez Rodriguez

SIGNED BY: Jochy Cabrera & Alfredo Ulloa (Angels)

Year	Club	W-L	ERA	G	GS	CG	GF	SHO	SV	IP	H	R	ER	HR	HB	BB	IBB	SO	WP	BK	BAA
2015	—Angels (DSL)	3-3	5.93	23	0	0	12	0	6	30.1	38	24	20	1	1	11	1	38	4	2	.314
2016	—Angels (DSL)	4-3	2.05	21	0	0	16	0	9	44	35	15	10	0	3	7	0	49	4	0	.215
2017	—Angels (AZL)	1-0	1.99	19	0	0	9	0	3	22.2	23	9	5	1	0	6	0	35	2	0	.253
2018	—Burlington	2-4	2.86	21	1	0	10	0	0	44.0	39	19	14	0	1	19	0	55	5	0	.239
	Inland Empire	5-1	1.87	19	0	0	5	0	1	33.2	28	7	2	0	17	0	35	0	0	0	.228
2019	—Inland Empire	4-2	5.14	40	0	0	22	0	4	68.1	67	41	39	3	2	29	0	76	11	0	.255
MINOR TOTALS		19-13	3.52	143	1	0	74	0	23	243.0	230	115	95	7	7	89	1	288	26	2	.249

CRISTOFER TEJADA

RHP

AGE: 18 **BORN:** June 1, 2001 in Santo Domingo Este, DR
BATS & THROWS: Right
HIGH SCHOOL: —

RESIDES: Santo Domingo, DR **HT.:** 6-1 **WT.:** 175
ACQUIRED: Signed as international free agent, July 2, 2019
COLLEGE: —

FULL NAME: Cristofer Tejada

SIGNED BY: Rusbell Cabrera & Jochy Cabrera (Angels)

Year	Club	W-L	ERA	G	GS	CG	GF	SHO	SV	IP	H	R	ER	HR	HB	BB	IBB	SO	WP	BK	BAA
2019	—Angels (DSL)	0-2	6.19	6	3	0	0	0	0	16.0	17	13	11	3	0	7	0	17	1	0	.254

JAKE THOMPSON

RHP

For information, see 2020 Angels Players Section.

FRANKLIN TORRES

C/INF

For information, see 2020 Angels Players Section.

JULIO TORRES

LHP

AGE: 16 **BORN:** May 30, 2003 in La Vega, DR
BATS & THROWS: Left
HIGH SCHOOL: —

RESIDES: La Vega, DR **HT.:** 6-0 **WT.:** 165
ACQUIRED: Signed as international free agent, July 2, 2019
COLLEGE: —

FULL NAME: Julio Torres

SIGNED BY: Jochy Cabrera & Aneudi Mercado (Angels)

Year	Club	W-L	ERA	G	GS	CG	GF	SHO	SV	IP	H	R	ER	HR	HB	BB	IBB	SO	WP	BK	BAA
Will make professional debut in 2020																					

KYLE TYLER

RHP

AGE: 23 **BORN:** Dec. 27, 1996 in Oklahoma City, OK
BATS & THROWS: Right
HIGH SCHOOL: Westmoore HS (OK)

RESIDES: Oklahoma City, OK **HT.:** 6-0 **WT.:** 195
ACQUIRED: 20th round of 2018 First-Year Player Draft
COLLEGE: University of Oklahoma (Norman)

FULL NAME: Kyle Wade Tyler

SIGNED BY: Billy Lipari (Angels)

Year	Club	W-L	ERA	G	GS	CG	GF	SHO	SV	IP	H	R	ER	HR	HB	BB	IBB	SO	WP	BK	BAA
2018	—Orem	1-1	5.11	15	0	0	9	0	2	24.2	26	14	14	5	0	6	0	22	6	0	.277
2019	—Burlington	7-1	2.64	21	16	2	5	1	2	102.1	72	34	30	8	1	35	0	87	5	0	.196
	Inland Empire	3-0	2.33	4	2	0	2	0	0	19.1	14	6	5	3	1	4	0	19	1	0	.197
MINOR TOTALS		11-2	3.01	40	18	2	16	1	4	146.1	112	54	49	16	2	45	0	128	12	0	.211

REGGIE VALDEZ

RHP

AGE: 17 **BORN:** Oct. 15, 2002 in Nigua, DR
BATS & THROWS: Right
HIGH SCHOOL: —

RESIDES: Columbia, MD **HT.:** 6-2 **WT.:** 180
ACQUIRED: Signed as international free agent, July 2, 2019
COLLEGE: —

FULL NAME: Reggie Sanders Valdez Creque

SIGNED BY: Frank Tejada (Angels)

Year	Club	W-L	ERA	G	GS	CG	GF	SHO	SV	IP	H	R	ER	HR	HB	BB	IBB	SO	WP	BK	BAA
Will make professional debut in 2020																					

CONNOR VAN SCOYOC

RHP

AGE: 20 **BORN:** Nov. 26, 1999 in Cedar Rapids, IA
BATS & THROWS: Right
HIGH SCHOOL: Jefferson HS (IA)

RESIDES: Council Bluffs, IA **HT.:** 6-5 **WT.:** 200
ACQUIRED: 11th round of 2018 First-Year Player Draft
COLLEGE: —

FULL NAME: Connor John Van Scoyoc

SIGNED BY: Drew Dominguez (Angels)

Year	Club	W-L	ERA	G	GS	CG	GF	SHO	SV	IP	H	R	ER	HR	HB	BB	IBB	SO	WP	BK	BAA
2018	—	DID NOT PLAY																			
2019	—Angels (AZL)	2-2	5.13	12	5	0	1	0	0	40.1	35	29	23	1	9	36	0	50	14	0	.230





ORGANIZATIONAL PLAYERS

JAMES VARELA

RHP**AGE:** 23 **BORN:** Dec. 9, 1996 in Levittown, NY**RESIDES:** Levittown, NY**HT.:** 6-1 **WT.:** 210**BATS & THROWS:** Right**ACQUIRED:** Signed as minor league free agent, June 14, 2019**HIGH SCHOOL:** Division HS (Levittown, NY)**COLLEGE:** Long Island University, C W Post Campus (Brookville, NY)**FULL NAME:** James Robert Varela**SIGNED BY:** M/A

Year	Club	W-L	ERA	G	GS	CG	GF	SHO	SV	IP	H	R	ER	HR	HB	BB	IBB	SO	WP	BK	BAA
2019	—Angels (AZL)	0-0	1.93	6	0	0	1	0	0	9.1	12	5	2	0	0	3	0	15	3	0	.300
	Burlington	0-1	18.00	1	0	0	0	0	0	1.0	1	2	2	0	0	2	0	1	0	0	.250
	Orem	1-0	3.38	7	0	0	2	0	0	16.0	14	7	6	4	3	6	0	14	2	1	.237
	Inland Empire	1-1	9.00	2	0	0	1	0	0	3.0	3	4	3	0	0	4	0	1	0	0	.333
MINOR TOTALS		2-2	3.99	16	0	0	4	0	0	29.1	30	18	13	4	3	15	0	31	5	1	.268

WELMY VALERIO

RHP**AGE:** 18 **BORN:** Mar. 16, 2002 in Boano, DR**RESIDES:** Boano, DR**HT.:** 5-11 **WT.:** 155**BATS & THROWS:** Right**ACQUIRED:** Signed as international free agent, XXXX**HIGH SCHOOL:** —**COLLEGE:** —**FULL NAME:** Welmy Miguel Valerio Suero**SIGNED BY:** Aneudi Mercado, Frank Tejada & Jochy Cabrera (Angels)

Year	Club	W-L	ERA	G	GS	CG	GF	SHO	SV	IP	H	R	ER	HR	HB	BB	IBB	SO	WP	BK	BAA	
<i>Will make professional debut in 2020</i>																						

ANDERSON VARGAS

LHP**AGE:** 18 **BORN:** Oct. 22, 2001 in Santiago, DR**RESIDES:** Santiago, DR**HT.:** 5-9 **WT.:** 160**BATS & THROWS:** Left**ACQUIRED:** Signed as international free agent, July 2, 2019**HIGH SCHOOL:** —**COLLEGE:** —**FULL NAME:** Anderson Marino Vargas De La Rosa**SIGNED BY:** Jochy Cabrera & Aneudi Mercado (Angels)

Year	Club	W-L	ERA	G	GS	CG	GF	SHO	SV	IP	H	R	ER	HR	HB	BB	IBB	SO	WP	BK	BAA
2019	—Angels (DSL)	0-0	0.00	1	0	0	0	0	0	1.1	2	0	0	0	0	2	0	1	1	0	.400

RYAN VEGA

OF**AGE:** 23 **BORN:** Sept. 17, 1996 in Manati, Puerto Rico**RESIDES:** Manati, Puerto Rico**HT.:** 6-2 **WT.:** 180**BATS & THROWS:** Right**ACQUIRED:** 14th round of 2015 First-Year Player Draft**HIGH SCHOOL:** Carlos Beltran Baseball Academy (Florida, PR)**COLLEGE:** El Paso CC (TX)**FULL NAME:** Ryan Jose Vega Caballero**SIGNED BY:** Rudy Vasquez (Angels)

Year	Club	AVG	G	AB	R	H	2B	3B	HR	RBI	SH	SF	HBP	BB	IBB	SO	SB	CS	GDP	SLG	OBP	E
2015	—Angels (AZL)	.188	28	96	11	18	4	0	0	5	0	1	3	7	0	17	4	0	3	.229	.262	3
2016	—Angels (AZL)	.413	21	80	19	33	5	2	2	22	0	1	3	4	0	12	5	0	1	.600	.455	0
	Orem	.191	12	47	4	9	2	0	2	7	0	0	5	0	10	0	5	2	.362	.269	0	
2017	—Orem	.313	64	268	55	84	12	3	5	58	0	6	6	37	3	52	6	5	7	.437	.401	8
2018	—Inland Empire	.750	1	4	0	3	0	0	0	1	0	0	0	0	0	1	0	0	0	.750	.750	0
2019	—Inland Empire	.220	52	186	15	41	8	0	4	19	0	1	3	26	0	63	1	1	2	.328	.324	1
	Angels (AZL)	.250	2	8	2	2	0	0	0	0	0	0	0	2	0	3	0	0	.250	.400	0	
	Burlington	.214	33	112	11	24	5	1	1	9	1	0	3	10	0	27	5	1	2	.304	.296	0
MINOR TOTALS		.267	213	801	117	214	36	6	14	121	1	9	18	91	3	185	21	7	17	.380	.351	12

YEYSON VELEZ

RHP**AGE:** 21 **BORN:** Aug. 15, 1998 in Caballeros, DR**RESIDES:** Athens, GA**HT.:** 6-0 **WT.:** 165**BATS & THROWS:** Right**ACQUIRED:** Signed as international free agent, July 7, 2018**HIGH SCHOOL:** —**COLLEGE:** —**FULL NAME:** Yeyson Velez Cabrera**SIGNED BY:** Domingio Garcia & Jochy Cabrera (Angels)

Year	Club	W-L	ERA	G	GS	CG	GF	SHO	SV	IP	H	R	ER	HR	HB	BB	IBB	SO	WP	BK	BAA
2018	—Angels (DSL)	0-1	2.82	8	4	0	0	0	0	22.1	18	8	7	0	4	15	0	16	8	0	.217
2019	—Angels (DSL)	2-0	2.88	8	4	0	1	0	0	34.1	30	16	11	0	4	11	0	29	13	0	.242
	Angels (AZL)	1-3	4.20	7	0	0	4	0	2	15.0	16	12	7	0	3	11	0	22	5	0	.267
MINOR TOTALS		3-4	3.14	23	8	0	5	0	2	71.2	64	36	25	0	11	37	0	67	26	0	.240

GREG VELIZ

RHP**AGE:** 22 **BORN:** Apr. 10, 1997 in Key West, FL**RESIDES:** Miami, FL**HT.:** 6-2 **WT.:** 200**BATS & THROWS:** Right**ACQUIRED:** 15th round of 2019 First-Year Player Draft**HIGH SCHOOL:** North Broward Prep HS (Coconut Creek, FL)**COLLEGE:** University of Miami (Coral Gables)**FULL NAME:** Gregory Waldo Veliz**SIGNED BY:** Ralph Reyes (Angels)

Year	Club	W-L	ERA	G	GS	CG	GF	SHO	SV	IP	H	R	ER	HR	HB	BB	IBB	SO	WP	BK	BAA
2019	—Orem	0-0	1.69	6	0	0	3	0	0	10.2	7	5	2	1	2	0	0	15	0	0	.175
	Burlington	2-2	4.82	13	0	0	8	0	2	18.2	16	13	10	1	1	9	0	21	3	0	.235
MINOR TOTALS		2-2	3.68	19	0	0	11	0	2	29.1	23	18	12	2	3	9	0	36	3	0	.213

MINOR LEAGUE

ORGANIZATIONAL PLAYERS



AROL VERA

INF

AGE: 17 BORN: Sept. 12, 2002 in Valencia, VZ
 BATS: Switch THROWS: Right
 HIGH SCHOOL: —

RESIDES: Valencia, VZ HT.: 6-3 WT.: 170
 ACQUIRED: Signed as international free agent, July 2, 2019
 COLLEGE: —

FULL NAME: Arol Josue Vera Perez

SIGNED BY: Andres Garcia & Joel Chicarelli (Angels)

Year	Club	AVG	G	AB	R	H	2B	3B	HR	RBI	SH	SF	HBP	BB	IBB	SO	SB	CS	GDP	SLG	OBP	E
Will make professional debut in 2020																						

JOSE VERRIER

INF/OF

AGE: 22 BORN: Dec. 2, 1997 in Matanzas, Cuba
 BATS & THROWS: Right
 HIGH SCHOOL: —

RESIDES: Anaheim, CA HT.: 6-1 WT.: 180
 ACQUIRED: Signed as international free agent, June 14, 2017
 COLLEGE: —

FULL NAME: Jose Antonio Verrier Aberja

SIGNED BY: Andres Garcia (Angels)

Year	Club	AVG	G	AB	R	H	2B	3B	HR	RBI	SH	SF	HBP	BB	IBB	SO	SB	CS	GDP	SLG	OBP	E
2018	—Angels (AZL)	.219	50	178	15	39	8	1	2	22	0	1	6	16	0	69	8	6	4	.309	.303	17
	Orem	.000	1	2	0	0	0	0	0	0	0	0	1	0	0	0	0	1	0	.000	.333	0
2019	—Orem	.227	65	220	33	50	11	3	11	29	0	1	13	35	0	98	5	4	5	.455	.364	2
MINOR TOTALS		.223	116	400	48	89	19	4	13	51	0	2	20	51	0	167	13	11	9	.388	.338	19

YEREMI VILLAHERMOSA

C

AGE: 17 BORN: Oct. 16, 2002 in Valencia, VZ
 BATS: Switch THROWS: Right
 HIGH SCHOOL: —

RESIDES: Bellflower, CA HT.: 5-9 WT.: 150
 ACQUIRED: Signed as international free agent, July 2, 2019
 COLLEGE: —

FULL NAME: Yeremi Xavier Villahermosa Pina

SIGNED BY: Andres Garcia & Joel Chicarelli (Angels)

Year	Club	AVG	G	AB	R	H	2B	3B	HR	RBI	SH	SF	HBP	BB	IBB	SO	SB	CS	GDP	SLG	OBP	E
Will make major league debut in 2020																						

JACOB VOSS

RHP

AGE: 22 BORN: Apr. 20, 1997 in Linn, MO
 BATS & THROWS: Right
 HIGH SCHOOL: Linn HS (MO)

RESIDES: Linn, MO HT.: 6-9 WT.: 255
 ACQUIRED: 27th round of 2018 First-Year Player Draft
 COLLEGE: Creighton University (Omaha, NE)

FULL NAME: Jacob Samuel Voss

SIGNED BY: Drew Dominguez (Angels)

Year	Club	W-L	ERA	G	GS	CG	GF	SHO	SV	IP	H	R	ER	HR	HB	BB	IBB	SO	WP	BK	BAA
2018	—Angels (AZL)	1-0	0.00	2	0	0	2	0	1	3.0	2	0	0	0	0	0	0	6	0	0	.200
	Orem	2-1	6.20	16	0	0	6	0	1	20.1	21	17	14	0	3	15	0	28	3	1	.259
2019	—Orem	2-0	7.77	20	0	0	5	0	1	22.0	19	23	19	1	4	31	0	33	8	1	.238
MINOR TOTALS		5-1	6.55	38	0	0	13	0	3	45.1	42	40	33	1	7	46	0	67	11	2	.246

ANDREW WANTZ

RHP

AGE: 24 BORN: Oct. 13, 1995 in Erie, PA
 BATS & THROWS: Right
 HIGH SCHOOL: Holly Springs HS (NC)

RESIDES: Holly Springs, NC HT.: 6-4 WT.: 240
 ACQUIRED: Seventh round of 2018 First-Year Player Draft
 COLLEGE: University of North Carolina - Greensboro

FULL NAME: Andrew Hunter Wantz

SIGNED BY: Chris McAlpin (Angels)

Year	Club	W-L	ERA	G	GS	CG	GF	SHO	SV	IP	H	R	ER	HR	HB	BB	IBB	SO	WP	BK	BAA
2018	—Orem	0-0	0.00	4	0	0	2	0	0	6.0	3	3	0	0	0	3	0	12	1	0	.130
	Burlington	1-2	3.71	14	0	0	3	0	0	17.0	11	8	7	2	0	12	0	35	2	0	.180
2019	—Inland Empire	5-3	3.56	11	6	0	1	0	0	48.0	40	21	19	4	2	17	0	58	2	0	.221
	Mobile	0-6	7.13	13	0	0	0	0	0	48.0	59	42	38	12	4	26	0	54	3	0	.294
MINOR TOTALS		6-11	4.84	42	18	0	6	0	0	119.0	113	74	64	18	6	58	0	159	8	0	.242

AUSTIN WARREN

RHP

AGE: 23 BORN: May 5, 1996 in Fayetteville, NC
 BATS & THROWS: Right
 HIGH SCHOOL: Terry Sanford HS (NC)

RESIDES: Fayetteville, NC HT.: 6-0 WT.: 170
 ACQUIRED: Sixth round of 2018 First-Year Player Draft
 COLLEGE: University of North Carolina - Wilmington

FULL NAME: Austin Davis Warren

SIGNED BY: Chris McAlpin (Angels)

Year	Club	W-L	ERA	G	GS	CG	GF	SHO	SV	IP	H	R	ER	HR	HB	BB	IBB	SO	WP	BK	BAA
2018	—Orem	0-0	7.11	4	0	0	0	0	0	6.1	11	5	5	1	0	4	0	11	2	0	.355
	Burlington	0-2	3.00	15	0	0	6	0	3	21.0	17	9	7	3	1	5	0	27	2	0	.224
2019	—Inland Empire	2-7	3.30	27	0	0	9	0	2	43.2	39	21	16	5	1	21	0	63	4	0	.242
	Mobile	1-2	2.57	9	0	0	5	0	0	14.0	12	7	4	0	0	9	0	14	2	0	.218
MINOR TOTALS		3-11	3.39	55	0	0	20	0	5	85.0	79	42	32	9	2	39	0	115	10	0	.245

MINOR LEAGUE





ORGANIZATIONAL PLAYERS

BO WAY

OF/LHP

AGE: 28 **BORN:** Nov. 17, 1991 in Brunswick, GA

RESIDES: Orlando, FL **HT.:** 6-0 **WT.:** 180

BATS & THROWS: Left

ACQUIRED: Seventh round of 2014 First-Year Player Draft

HIGH SCHOOL: Glynn Academy (GA)

COLLEGE: Kennesaw State University (GA)

FULL NAME: Bo Edward Way

SIGNED BY: Todd Hogan (Angels)

Batting:

Year	Club	AVG	G	AB	R	H	2B	3B	HR	RBI	SH	SF	HBP	BB	IBB	SO	SB	CS	GDP	SLG	OBP	E
2014	Orem	.354	32	130	29	46	12	4	2	27	6	1	2	8	0	13	7	5	3	.554	.397	4
	Burlington	.339	29	115	21	39	4	2	2	10	1	0	4	13	0	16	6	4	3	.461	.424	0
2015	Inland Empire	.277	135	520	80	144	25	9	2	52	10	3	10	49	0	90	27	19	8	.371	.349	4
2016	Arkansas	.261	130	425	41	111	11	4	2	36	8	1	6	31	2	87	21	14	7	.320	.320	4
2017	Mobile	.221	67	213	25	47	6	3	1	20	7	3	4	20	1	35	12	6	4	.291	.296	1
	Salt Lake	.298	42	151	20	45	4	0	0	20	6	1	1	8	0	29	9	8	2	.325	.335	2
2018	Mobile	.279	35	111	12	31	5	1	0	12	1	0	4	17	1	19	2	5	3	.342	.394	2
	Salt Lake	.341	33	123	19	42	8	0	0	14	3	0	1	5	0	18	5	1	5	.407	.372	0
2019	Salt Lake	.226	16	53	7	12	3	1	0	13	0	0	1	4	0	7	1	1	0	.321	.293	0
	Mobile	.260	90	308	34	80	17	3	7	26	0	1	2	27	0	59	6	3	2	.403	.322	5
MINOR TOTALS		.278	435	1554	216	432	62	22	9	165	38	9	27	129	3	270	82	56	27	.364	.342	17

Pitching:

Year	Club	W-L	ERA	G	GS	CG	GF	SHO	SV	IP	H	R	ER	HR	HB	BB	IBB	SO	WP	BK	BAA
2018	Mobile	0-0	6.00	3	0	0	2	0	0	3.0	4	2	2	0	0	1	0	1	0	0	.333
	Salt Lake	0-1	0.00	3	0	0	2	0	0	3.1	2	1	0	0	1	1	0	4	0	0	.182
2019	Salt Lake	0-1	7.71	3	0	0	2	0	0	2.1	5	3	2	0	0	3	0	0	3	0	.455
	Mobile	0-1	4.09	11	0	0	8	0	0	11.0	9	6	5	0	1	5	0	9	3	0	.214
MINOR TOTALS		0-3	4.12	20	0	0	14	0	0	19.2	20	12	9	0	2	10	0	17	3	0	.263

KEATON WEISZ

INF

AGE: 23 **BORN:** May 30, 1996 in San Diego, CA

RESIDES: La Jolla, CA **HT.:** 5-9 **WT.:** 165

BATS & THROWS: Right

ACQUIRED: 36th round of 2019 First-Year Player Draft

HIGH SCHOOL: La Jolla Country Day (CA)

COLLEGE: Auburn University (AL), Coastal Carolina University (Conway, SC)

FULL NAME: Keaton Samuel Weisz

SIGNED BY: Chris McAlpin (Angels)

Year	Club	AVG	G	AB	R	H	2B	3B	HR	RBI	SH	SF	HBP	BB	IBB	SO	SB	CS	GDP	SLG	OBP	E
2019	Angels (AZL)	.216	13	37	2	8	2	0	0	6	0	1	1	7	1	14	0	0	0	.270	.348	4
	Mobile	.176	5	17	1	3	1	0	0	0	0	0	0	0	0	8	0	0	0	.235	.176	1
MINOR TOTALS		.204	18	54	3	11	3	0	0	6	0	1	1	7	1	22	0	0	0	.259	.302	5

HARRISON WENSON

C

For information, see 2020 Angels Players Section.

BRANDON WHITE

OF

AGE: 22 **BORN:** Aug. 28, 1997 in Orlando, FL

RESIDES: Winter Springs, FL **HT.:** 5-11 **WT.:** 160

BATS & THROWS: Right

ACQUIRED: 17th round of 2019 First-Year Player Draft

HIGH SCHOOL: Winter Springs HS (FL)

COLLEGE: West Virginia University (Morgantown)

FULL NAME: Brandon Michael White

SIGNED BY: Kennard Jones (Angels)

Year	Club	AVG	G	AB	R	H	2B	3B	HR	RBI	SH	SF	HBP	BB	IBB	SO	SB	CS	GDP	SLG	OBP	E
2019	Orem	.281	61	199	33	56	7	4	2	11	0	0	3	22	0	44	11	5	6	.387	.362	6

DREVIAN WILLIAMS-NELSON

INF/OF

AGE: 20 **BORN:** Jan. 10, 2000 in Houston, TX

RESIDES: Houston, TX **HT.:** 5-7 **WT.:** 175

BATS & THROWS: Right

ACQUIRED: 14th round of 2018 First-Year Player Draft

HIGH SCHOOL: North Shore HS (Harris, TX)

COLLEGE: —

FULL NAME: Drevious Williams-Nelson

SIGNED BY: Rudy Vasquez (Angels)

Year	Club	AVG	G	AB	R	H	2B	3B	HR	RBI	SH	SF	HBP	BB	IBB	SO	SB	CS	GDP	SLG	OBP	E
2018	Angels (AZL)	.217	30	92	11	20	3	0	0	3	0	0	1	10	0	31	6	2	2	.250	.301	2
2019	Angels (AZL)	.265	30	102	12	27	7	1	1	18	0	0	2	13	0	30	2	3	6	.382	.359	1
	Orem	.233	12	30	6	7	3	0	0	2	0	0	1	4	0	10	0	0	2	.333	.343	2
MINOR TOTALS		.241	72	224	29	54	13	1	1	23	0	0	4	27	0	71	8	5	10	.321	.333	5

MINOR LEAGUE



ORGANIZATIONAL PLAYERS



CAMERON WILLIAMS

OF

AGE: 23 **BORN:** Jan. 16, 1997 in Victoria, TX
BATS & THROWS: Right
HIGH SCHOOL: Calhoun HS (TX)

RESIDES: Wilmington, NC **HT.:** 5-11 **WT.:** 185
ACQUIRED: 25th round of 2016 First-Year Player Draft
COLLEGE: Howard College (TX)

FULL NAME: Cameron Drake Williams

SIGNED BY: Rudy Vasquez (Angels)

Year	Club	AVG	G	AB	R	H	2B	3B	HR	RBI	SH	SF	HBP	BB	IBB	SO	SB	CS	GDP	SLG	OBP	E
2016	—Angels (AZL)	.235	23	68	15	16	3	1	0	10	1	1	1	12	0	26	9	2	0	.309	.354	2
2017	—Orem	.292	8	24	10	7	1	0	1	5	0	1	1	6	0	9	1	1	0	.458	.438	2
2018	—Angels (AZL)	.333	4	9	0	3	1	0	0	3	0	0	0	2	0	4	1	0	.444	.455	0	
	Orem	.261	28	92	13	24	3	0	3	9	0	0	2	9	0	27	2	2	1	.391	.340	4
	Burlington	.176	16	51	6	9	1	1	0	3	0	0	1	4	0	20	0	1	1	.235	.250	1
2019	—Orem	.182	6	11	5	2	2	0	0	2	0	0	1	5	0	4	2	1	0	.364	.471	0
	Mobile	.091	4	11	1	1	0	0	1	2	0	0	0	0	0	8	0	0	0	.364	.091	0
	Inland Empire	.161	17	56	5	9	2	0	1	6	0	1	2	7	0	25	1	1	0	.250	.273	5
MINOR TOTALS		.220	106	322	55	71	4	1	6	40	1	3	8	45	0	123	16	8	2	.329	.328	14

DARRIN WILLIAMS

RHP

AGE: 23 **BORN:** June 24, 1996 in Bryan, TX
BATS & THROWS: Right
HIGH SCHOOL: Rudder HS (TX)

RESIDES: Bryan, TX **HT.:** 6-3 **WT.:** 205
ACQUIRED: 26th round of 2018 First-Year Player Draft
COLLEGE: Prairie View A&M University (TX)

FULL NAME: Darrin Keith Williams

SIGNED BY: Rudy Vasquez (Angels)

Year	Club	W-L	ERA	G	GS	CG	GF	SHO	SV	IP	H	R	ER	HR	HB	BB	IBB	SO	WP	BK	BAA
2018	—Angels (AZL)	2-2	4.01	15	0	0	3	0	1	24.2	17	14	11	0	0	16	0	21	8	0	.191
2019	—Orem	2-3	5.49	21	0	0	7	0	2	39.1	39	31	24	2	5	24	0	46	9	0	.252
MINOR TOTALS		4-5	4.29	36	0	0	10	0	3	64.0	56	45	35	2	5	40	0	67	17	0	.230

GARRETT WILLIAMS

LHP

AGE: 25 **BORN:** Sept. 15, 1994 in Lubbock, TX
BATS & THROWS: Left
HIGH SCHOOL: Calvary Baptist Academy (Shreveport, LA)

RESIDES: Lubbock, TX **HT.:** 6-1 **WT.:** 200
ACQUIRED: From Giants for Zack Cozart and Will Wilson, Dec. 12, 2019
COLLEGE: Oklahoma State University (Stillwater)

FULL NAME: Garrett Carter Williams

SIGNED BY: Daniel Murray (Giants)

Year	Club	W-L	ERA	G	GS	CG	GF	SHO	SV	IP	H	R	ER	HR	HB	BB	IBB	SO	WP	BK	BAA
2016	—Giants (AZL)	1-0	2.57	3	1	0	0	0	0	7	4	2	2	0	0	3	0	5	0	0	.174
	Salem-Keizer	1-2	5.68	7	7	0	0	0	0	25.1	28	18	16	1	3	14	0	22	2	0	.275
2017	—Augusta	4-3	2.25	12	11	0	0	0	0	64	59	22	16	0	0	25	0	58	4	2	.234
	San Jose	2-2	2.45	6	5	0	0	0	0	33	28	11	9	3	4	10	0	38	1	0	.220
2018	—Richmond	3-9	6.06	33	15	0	3	0	1	81.2	96	63	55	6	13	61	1	73	4	0	.294
2019	—Richmond	7-8	3.60	29	20	0	4	0	0	110	88	50	44	6	15	61	3	108	11	2	.219
MINOR TOTALS		18-24	3.98	90	59	0	7	0	1	321	303	166	142	16	35	174	4	304	22	4	.246

NONIE WILLIAMS

OF

AGE: 20 **BORN:** May 22, 1998 in Kansas City, KS
BATS & THROWS: Right
HIGH SCHOOL: Turner HS (Kansas City, KS)

RESIDES: Thousand Oaks, CA **HT.:** 6-2 **WT.:** 200
ACQUIRED: Third round of 2016 First-Year Player Draft
COLLEGE: —

FULL NAME: Nolan Dale Williams

SIGNED BY: Drew Chadd (Angels)

Year	Club	AVG	G	AB	R	H	2B	3B	HR	RBI	SH	SF	HBP	BB	IBB	SO	SB	CS	GDP	SLG	OBP	E
2016	—Angels (AZL)	.244	38	156	23	38	4	1	0	11	0	0	0	8	0	40	8	3	1	.282	.280	19
2017	—Angels (AZL)	.220	43	168	22	37	3	2	1	15	0	1	2	14	0	53	11	3	4	.280	.286	10
2018	—Orem	.193	40	161	27	31	8	5	2	24	0	2	4	14	0	50	1	1	3	.342	.271	4
2019	—Burlington	.184	119	414	58	76	18	2	6	38	1	4	7	64	0	166	23	7	12	.280	.301	7
MINOR TOTALS		.202	240	899	130	182	33	10	9	88	1	7	13	100	0	309	43	14	20	.291	.289	40

MATT WOODS

RHP

AGE: 22 **BORN:** Aug. 31, 1997 in Berlin, NJ
BATS & THROWS: Right
HIGH SCHOOL: Eastern Regional HS (Voorhees, NJ)

RESIDES: Berlin, NJ **HT.:** 6-2 **WT.:** 185
ACQUIRED: 29th round of 2019 First-Year Player Draft
COLLEGE: Rowan University (Glassboro, NJ), St. John's University (Queens, NY)

FULL NAME: Matthew Kyle Woods

SIGNED BY: Ryan Leahy (Angels)

Year	Club	W-L	ERA	G	GS	CG	GF	SHO	SV	IP	H	R	ER	HR	HB	BB	IBB	SO	WP	BK	BAA
2019	—Angels (AZL)	0-1	5.40	9	0	0	5	0	1	11.2	17	7	7	0	0	3	0	10	4	1	.333

MINOR LEAGUE





ORGANIZATIONAL PLAYERS

EDWIN YON

OF

AGE: 21 **BORN:** July 24, 1998 in La Romana, DR

RESIDES: La Romana, DR

HT.: 6-5 **WT.:** 180

BATS & THROWS: Right

ACQUIRED: From Cincinnati in AAA Rule 5 Draft, Dec. 12, 2019

HIGH SCHOOL: —

COLLEGE: —

FULL NAME: Edwin Alexander Yon

SIGNED BY: Richard Jimenez (Reds)

Year	Club	AVG	G	AB	R	H	2B	3B	HR	RBI	SH	SF	HBP	BB	IBB	SO	SB	CS	GDP	SLG	OBP	E
2015	—Reds (DSL)	.192	34	104	17	20	3	1	0	6	0	0	1	15	0	42	3	3	2	.240	.300	0
2016	—Rojos (DSL)	.239	51	180	19	43	6	0	3	28	1	0	4	24	1	62	4	1	4	.322	.341	5
2017	—Reds (AZL)	.165	24	85	6	14	2	2	0	13	0	2	1	8	0	44	0	0	0	.235	.240	0
2018	—Reds (AZL)	.227	25	88	12	20	6	2	0	9	0	0	0	11	0	36	2	1	0	.341	.313	0
	Greeneville	.263	18	57	8	15	2	1	4	11	0	0	1	5	0	21	1	0	3	.544	.333	1
2019	—Billings	.287	35	129	23	37	6	1	4	10	0	0	0	11	0	61	0	0	2	.442	.343	3
MINOR TOTALS		.232	187	643	85	149	25	7	11	77	1	2	7	74	1	266	10	5	11	.344	.317	9

JORDAN ZIMMERMAN

INF

AGE: 25 **BORN:** Nov. 21, 1994 in Chandler, AZ

RESIDES: Mesa, AZ

HT.: 6-1 **WT.:** 185

BATS & THROWS: Right

ACQUIRED: Seventh round of 2016 First-Year Player Draft

HIGH SCHOOL: Red Mountain HS (AZ)

COLLEGE: Michigan State University

FULL NAME: Jordan Paul Zimmerman

SIGNED BY: Joel Murrie (Angels)

Year	Club	AVG	G	AB	R	H	2B	3B	HR	RBI	SH	SF	HBP	BB	IBB	SO	SB	CS	GDP	SLG	OBP	E
2016	—Orem	.422	19	83	22	35	4	1	4	22	0	0	3	6	0	12	4	1	0	.639	.478	0
	Burlington	.154	37	130	15	20	5	1	0	13	0	3	2	13	0	34	0	3	4	.208	.236	2
2017	—Burlington	.270	85	326	43	88	13	6	5	43	2	3	1	27	1	79	8	4	5	.393	.325	8
	Inland Empire	.293	42	184	30	54	16	1	4	28	1	1	2	10	0	41	1	0	2	.457	.335	3
2018	—Inland Empire	.231	111	446	53	103	27	5	11	60	1	6	3	22	0	123	3	1	10	.388	.268	13
2019	—Inland Empire	.260	94	338	37	88	14	3	7	32	0	2	4	31	0	92	6	2	5	.382	.328	12
	Mobile	.272	34	125	13	34	10	1	2	17	0	0	0	9	0	30	2	0	3	.416	.321	3
MINOR TOTALS		.259	422	1632	213	422	89	18	33	215	4	15	15	118	1	411	24	11	29	.396	.312	41

MINOR LEAGUE



**2019
YEAR IN REVIEW**




YOKOHAMA

TIRE



2019 SEASON REVIEW



TOP ROW (L-R): Trevor Cahill, Hansel Robles, Patrick Sandoval, Kevan Smith, Shohei Ohtani, Ty Burrett, Noé Ramirez, Jaime Barria, Miguel Del Pozo, Zack Cozart

SECOND ROW (L-R): Ryan Crotin, Ipeei Mizuhara, Sean Johnson, Eric Munson, Griffin Canning, Justin Anderson, Keynan Middleton, Brian Goodwin, Andrelton Simmons, Albert Pujols, Mike Trout, Justin Upton, Felix Pena, Luis Garcia, Matt Thaiss, Keith Tarter, Lee Fioocchi, Angel Miranda, Will Lenzner,

THIRD ROW (L-R): Dr. Craig Milhouse, Dr. Brian Schulz, Bernard Li, Rick Smith, Adam Nevala, Eric Hatcher, Jesus Suarez, Max Stassi, David Fletcher, Kole Calhoun, Luis Rengifo, Tommy La Stella, Dillon Peters, Cam Bedrosian, Bubba Harkins, Adam Hunt, Ruben Montano, Jr., Yoichi Teraada, Adam Auer, Tom Taylor

FOURTH ROW (L-R): Mike Ashman, Manny Del Campo, Shawn Wooten, Jose Molina, Mike Gallego, Josh Paul, Brad Ausmus, Jeremy Reed, Doug White, Jesús Feliciano, Paul Sorrento, Andrew Bailey, Matt Martin,

FIFTH ROW (L-R): Cristian Barron, Angel Pardo, Vince Willit, T.J. Jara, Geoff Bennett, Hector Vazquez, Shane Demmitt, Kris Constanti, Matt Cabrera, Angel Urino, Drake Hoffman

ANGELS OVERALL The 2019 Angels completed their 59th MLB campaign (54th in Anaheim) with an 72-90 mark, in fourth place in the A.L. West (-35.0)...Finished under .500 for a fourth consecutive season...First time with four consecutive full losing seasons since 1971-77...Club was 19-27-6 in 52 series...Angels were 45-46 before the All-Star break and 27-44 after...Halos were 38-43 at home, 34-47 on road...Angels were 17-18 vs. A.L. East, 13-18 vs. A.L. Central, 30-45 vs. A.L. West and 12-8 against N.L. foes...Club went on a season-long six-game win streak April 5-10 and after the first month of the season, came as close to the top of the division on May 2nd when they were within three games.

SEEING RED Angels reached the three million mark in home attendance (3,019,012) for the 17th consecutive season, an active streak matched only by the New York Yankees (21 consecutive seasons).

REMEMBERING TYLER On the morning of July 1st, Angels pitcher **Tyler Skaggs** suddenly passed away in his Texas hotel room...The beloved husband, son and teammate was less than two weeks away from celebrating his 28th birthday...Tyler was initially drafted by the Angels in the first round (40th pick) of the 2009 draft out of Santa Monica High School...He was traded by the Angels to the Diamondbacks in 2010 before being reacquired by the Halos from Arizona in 2013...Skaggs made his Major League debut with the D-backs on Aug. 22, 2012 and would go on to amass a 28-38 record with a 4.41 ERA and 476 strikeouts in 96 starts...Tyler leaves behind his wonderful wife, Carli...One of Skaggs' favorite sayings, "We're nasty", would become the team's motto for the remainder of the season.



NASTY NO-NO On July 12 the Halos returned to Angel Stadium for the first time since the passing of **Tyler Skaggs**...That evening, Angels pitchers **Taylor Cole** (2 IP) and **Felix Peña** (7 IP) would pitch a combined no hitter vs. the Seattle Mariners...It marked the 11th official no-hitter in Angels history and first since May 2, 2012 vs. Minnesota by **Jered Weaver**...Second official combined no-hitter in team history: **Mark Langston** (7 IP) & **Mike Witt** (2 IP) April 11, 1990, also vs. Seattle and **Jered Weaver** (L; 6 IP) & **Jose Arredondo** (2 IP) on June 28, 2008 at Dodgers (unofficial; LAA lost 1-0)...13th combined no-hitter in MLB history...eighth no-hitter in Angel Stadium history (sixth by Angels)...Second no-hitter in MLB during the 2019 campaign (Oakland's **Mike Fiers** on May 7 vs. Reds).

HOMER HAPPY HALOS The Halos had six different players with at least 15 home runs: Calhoun, Goodwin, La Stella, Ohtani, Pujols and Trout...Tied the franchise mark from the most players with at least 15 homers and first since 2009...The Club finished with 220 home runs, the second most in franchise history (236 HR in 2000).

2019 REVIEW



EL CABALLO BLANCO **Hansel Robles** led the Halo pitching staff in ERA (2.48 ERA), saves (23), WHIP (1.018), SO/BB (4.69) and FIP (2.88)...From June 1 to the end of the season, Hansel Robles led the Majors (min. 45 IP) with a 1.52 ERA (47.1 IP – 8 ER)...Had streak of retiring 27 consecutive batters from Aug. 21-Sept. 14.

MILESTONE MAN **Albert Pujols** (656 HRs) enters 2020 ranked sixth on the all-time HR list (**Willie Mays** is fifth with 660 HRs)...He ranks 14th on all-time hit list with 3,202 (**Nap Lajoie** is 13th with 3,252)...Tallied 3,167th career hit on Aug 14th, passing **Adrian Beltre** for 15th all-time...Also became the all-time hits leader by a foreign-born player...Hit 100th career homer at Angel Stadium on July 27th...12th player to have 100+ homers in two different ballparks and joins **Mark McGwire** and **Frank Robinson** as the only players to do so in a ballpark from both leagues.

FISH FACTS

+ **Mike Trout's** captured his third career American League Most Valuable Player Award (2019, 2016 & 2019)...Finished 20 points ahead of second-place finisher **Alex Bregman** (335)...Garnered 17 first-place votes and 13 second-place votes... Became the 11th player in Major League history to capture MVP honors three times and sixth American Leaguer to do so.

+ Led the American League in on-base percentage for the fourth straight year and OPS for the third consecutive season...Also finished the Junior Circuit's Top 10 in home runs (2nd), runs (T6th), RBI (9th), slugging (1st) and walks (2nd).

+ Clubbed a career-high 45 home runs...The homers were the second-most in Club history, trailing only **Troy Glaus'** 47 in 2000.

+ Drove in 100 runs for the third time, becoming the fifth player in Club history to reach the mark at least three times: **Albert Pujols**, **Vladimir Guerrero**, **Troy Glaus** and **Garret Anderson**.

+ Reached 100 runs scored for the seventh time in career...Is just the fifth player all-time (3rd in A.L. history) with seven 100-run campaigns prior to their age-28 season: **Alex Rodriguez** (8 seasons), **Hank Aaron** (7), **Mickey Mantle** (7) and **Mel Ott** (7).

+ Named a starter for the American League All-Star team...Extended his Angels record with eight overall All-Star selections and passed **Rod Carew** for the Club record with seven selections via fan voting

+ Tabbed as a Louisville Silver Slugger for the seventh time in career...Is tied with **Alex Rodriguez** as the youngest players in big league history to win the award seven times.

+ Honored as the Angels Team MVP for the eighth straight season...The eight MVP honors are the most in franchise history.

ANGELS AT A GLANCE

Final record	72-90
Home record	38-43
Road record	34-47
Pre-ASB record	45-46
Post-ASB record	27-44
Last 5 games	1-4
Last 10 games	3-7
Number of Days...	
In First place	0
In Second place	7
In Third place	29
In Fourth place	124
In Fifth place	22

WHEN ANGELS...

Score First	46-27
Score Second or Shutout	26-63
Score 3 runs or fewer	6-57
Score 4 runs or more	66-33
Allow 3 runs or fewer	45-8
Allow 4 runs or more	27-82
Lead after 6 innings	55-5
Trail after 6 innings	8-79
Tied after 6 innings	9-6
Lead after 7 innings	59-4
Trail after 7 innings	4-79
Tied after 7 innings	9-7
Lead after 8 innings	64-1
Trail after 8 innings	0-80
Tied after 8 innings	8-9
Extra innings	3-7
Comeback wins/losses	33-32
Win/lose in final at-bat	14-13
Walk-off wins/losses	4-5
Vs. LHSP	23-30
Vs. RHSP	49-60
Out-hit opponent	54-16
Out-hit by opponent	12-66
Opponent has equal hits	6-8
Collect 10-or-more hits	39-17
Allow 10-or-more hits	11-48
Hit a home run	59-60
Allow a home run	48-83
Commit an error	30-36
No errors	42-54

MONTHLY RECORDS

Mar./Apr.	13-17 (16-12 in '18)
May	14-13 (14-15 in '18)
June	15-13 (15-13 in '18)
July	14-11 (11-13 in '18)
Aug.	9-18 (12-15 in '18)
Sept.	7-18 (14-13 in '18)

2019 SERIES RECORD

19-27-6





PITCHING COMPARISON

	WITH A.L. RANKING	
	2018	2019
ERA	4.15 (8th)	5.12 (12th)
BAA	.248 (7th)	.254 (7th)
WHIP	1.32 (8th)	1.38 (8th)
ERA - SP	4.34 (7th)	5.64 (15th)
ERA - RP	3.90 (7th)	4.64 (10th)
BB	546 (6th)	576 (10th)
SO	1,386 (6th)	1,404 (7th)

OFFENSIVE COMPARISON

	WITH A.L. RANKING	
	2018	2019
RUNS	721 (8th)	769 (T7th)
AVG	.242 (11th)	.247 (10th)
HR	214 (5th)	220 (10th)
SLG	.413 (7th)	.422 (11th)
OBP	.313 (10th)	.324 (7th)
XBH	486 (8th)	509 (11th)
OPS	.726 (8th)	.746 (9th)

THE MANAGER New Angels manager **Brad Ausmus** succeeded **Mike Scioscia**, who had managed the team for the last 19 seasons, and posted a 72-90 record in his first season as skipper...Ausmus was appointed on Oct. 21, 2018 after serving as a Special Assistant to the General Manager during the 2018 season...He became the 17th different full-time field manager for the Angels franchise...Before joining the Angels, Ausmus managed the Tigers for four seasons amassing a 314-332 record across the 2014-17 seasons and earned an American League Central Division title in 2014.

TEAM BATTING Angels batted .247 (10th in A.L.) with 769 runs (T7th), 1,368 hits (10th), 220 home runs (10th), 509 extra-base hits (11th), 734 RBI (7th) and 65 stolen bases (9th)...Ranked 7th in OBP (.324), 11th in slugging (.422) and 9th in OPS (.746)...Club's .247 home average was 11th in A.L. while .247 road clip ranked 9th...Halo batters struck out second-fewest in A.L. (1276) and walked 568 times (4th)...Club batted .251 with RISP to rank 11th in A.L.

PITCHING RANKS Halos' pitching staff ranked 12th in A.L. in ERA (5.12), last in shutouts (2), 7th in strikeouts (1,404), 10th in walks surrendered (576), 6th in fewest hits allowed (1,417), 2nd in home runs allowed (267), 8th in innings pitched (1,442.2), 2nd in relief innings (761.2), 13th in saves (32) and 7th in batting average against (.254).

TEAM FIELDING Angels fielded .984 as a team good for 7th in the A.L....92 errors ranked the Halos at 7th in the A.L....LAA turned 118 double plays... Catchers 26% caught stealing pct. (35 of 134).

TAPE THESE BROKEN WINGS The Angels matched the club record from 2018 using the injured list on 32 occasions for 26 different players... Five players made multiple trips to the IL (**Andrew Heaney**, **Zack Cozart**, **Andrelton Simmons**, **Kevan Smith** and **Griffin Canning**) and three players missed over 100 games while on the injured list (**JC Ramirez**, **Keynan Middleton** and **Zack Cozart**)...A total of 16 pitchers were placed on the IL, as well as nine position players and two-way player **Shohei Ohtani**.

RBI MACHINE With a solo home run May 9th at Detroit, Albert Pujols became just the third player in baseball history to log 2,000 RBI, joining **Hank Aron** (2,297) and **Alex Rodriguez** (2,086)...Pujols enters the 2020 campaign with 2,075 RBI...His 746 RBI as an Angel rank fifth in franchise history (Trout is fourth with 752).

FLETCH OF ALL TRADES In his first full season in the Majors, David Fletcher appeared defensively at five different positions...He played 90 games at third base, 42 at second base, 39 at shortstop, 21 in left field and two in right field...Prior to 2019, Fletcher had not made a start in the outfield in the Majors, minor leagues, college or high school...He also led the Halos in hits with 173 was 2nd in OBP (.350), held a .982 fielding percentage with just eight errors and led the team in assists (286)... Fletcher ranked second in the Majors in PA/SO (10.20) and was named as a finalist for a Gold Glove Award (3B).

2019 OFFENSIVE LEADERS

AVG	.291	Trout
RUNS	110	Trout
HITS	173	Fletcher
XBH	74	Trout
HR	45	Trout
RBI	104	Trout
OBP	.438	Trout
SLG	.645	Trout
OPS	1.083	Trout

2019 PITCHING LEADERS

WINS	8	Peña
GAMES	72	Buttrey
ERA- SP	4.58	Canning
ERA - RP	2.51	Robles
BAA	.207	Bedrosian
INNINGS	102.1	Cahill
K	118	Heaney
WHIP	1.02	Robles
SAVES	23	Robles



THE FIRST-EVER On June 13 at Tampa Bay, **Shohei Ohtani** became the first-ever Japanese-born player to hit for the cycle...Ohtani collected a home run in the first inning, double in the third, triple in the fifth and capped off the cycle with a single in the seventh...It was the eighth cycle in Angels history and the sixth as a DH in MLB history... According to STATS LLC, he is the second player in modern era (since 1900) to win multiple games as a pitcher and hit for the cycle as a batter in his career (Hall of Famer George Sisler; 5 wins, 2 cycles)...He is also the 16th player to win Rookie of Year and hit for the cycle during his career.

ATTENDING ALL-STARS At the 2019 All-Star Game in Cleveland, **Mike Trout** went 0-for-2...In his ASG career (eight selections; seven games played), Trout is 7-for-17 (.412) with two doubles, one triple, two home runs, four RBI and three walks...Among players with at least 15 career ASG plate appearances, Trout's 1.500 OPS ranks first all-time... His .412 average (7/17) ranks seventh...Was joined by first-timer **Tommy La Stella** who was voted in as a reserve by his peers... La Stella did not play due to a right tibia fracture.

THE ROOKIE **Griffin Canning** made his Major League debut on April 30 and became the first player drafted by **Billy Eppler** as Angels general manager to reach the Majors...He was the third player selected in the 2017 First-Year Player Draft to reach Majors, following: **Kyle Wright** (Braves – 5th overall pick) and **Nick Margevicius** (Padres – 7th round)...He set an Angels record with 69 strikeouts through his first 12 career Major League games, breaking previous mark of 65 by **Jered Weaver**...Also broke Weaver's record with 77 strikeouts through 14 career games.

NICK ADENHART AWARD The **Nick Adenhart Award**, annually voted on by Angels players, goes to the top pitching performer for the season...2019 recipient was **Hansel Robles**...He appeared in 71 games for the Angels with a 5-1 record with 23 saves, 75 strikeouts, 16 walks a 2.48 ERA (75.2 IP - 20 ER) and a .221 BAA (58/262)...His 23 saves were the most for an Angels pitcher since **Huston Street** had 40 in 2015.

TEAM MVP For the eighth straight season, **Mike Trout** was voted by his teammates as the Angels Most Valuable Player (extending his club record)...In 134 games, he batted .291 (137/470) with 110 runs scored, 27 doubles, two triples, 45 home runs, 104 RBI, 110 walks, 11 stolen bases, .438 OBP and 1.083 OPS.

ROBERTO CLEMENTE AWARD For the second consecutive season **Andrew Heaney** was named the Angels recipient of the Roberto Clemente Award which is given to a player who exemplifies "the game of baseball, sportsmanship, community involvement, and the individual's contribution to his team"... Over the past two years, Heaney has helped organize a mission trip with several other big leaguers through "Hearts 2 Honduras" and "Pastime Youth Academies" to the communities surrounding San Pedro Sula, Honduras... Heaney also contributes to Players Trust, which donated baseball equipment to his high school and regularly participates in Angels Baseball Foundation events... In addition to this Heaney and his wife Jordan hosted their 3rd annual Pup Cup 5K-9 event with the mission of providing patients at CHOC with support and therapy dogs.





TEAM BATTING

Runs, Game, Angels	13	- Three times; last, 7/12 vs. SEA
Runs, Game, Opponents	16	- Twice; 5/23 vs. MIN & 8/9 @ BOS
Runs, Inning, Angels	7	- Several; 8/31 vs. BOS (8th)
Runs, Inning, Opponents	7	- Three times; 9/5 @ OAK (7th)
Hits, Game, Angels	18	- 5/15 @ MIN
Hits, Game, Opponents	19	- 7/7 @ HOU
Hits, Inning, Angels	8	- 7/12 vs. SEA (1st)
Hits, Inning, Opponents	8	- 4/27 @ KC
Extra-Base Hits, Game, Angels	9	- Three times; last, 8/18 vs. CWS
Extra-Base Hits, Game, Opponents	12	- 5/23 vs. MIN
Home Runs, Game, Angels	5	- 5/9 @ DET
Home Runs, Game, Opponents	8	- 5/23 vs. MIN
Home Runs, Inning, Angels	3	- Twice; 6/8 vs. SEA (4th) & 6/17 @ TOR (2nd)
Home Runs, Inning, Opponents	3	- Four times; last, 9/20 @ HOU (1st)
Singles, Game, Angels	14	- Twice; 5/29 @ OAK & 6/23 @ STL
Singles, Game, Opponents	14	- 7/25 vs. BAL
Doubles, Game, Angels	5	- Several; last, 8/31 vs. BOS
Doubles, Game, Opponents	5	- Four times; last, 9/29 vs. HOU
Triples, Game, Angels	2	- 9/22 @ HOU
Triples, Game, Opponents	2	- Four times; last, 9/3 @ OAK
Total Bases, Game, Angels	35	- 5/9 @ DET
Total Bases, Game, Opponents	45	- 5/23 vs. MIN
Left on Base, Angels	16	- 8/30 vs. BOS
Left on Base, Opponents	17	- 9/26 vs. HOU
Stolen Bases, Game, Angels	2	- 9/21 @ HOU
Stolen Bases, Game, Opponents	5	- Three times; last, 7/25 vs. BAL
Stolen Bases, Inning, Angels	2	- 7/16 vs. HOU (2nd)
Stolen Bases, Inning, Opponents	3	- Four times; last, 7/25 vs. BAL (15th)
Caught Stealing, Game, Angels	1	- Several; last, 9/14 vs. TB
Caught Stealing, Game, Opponents	2	- Three times; last, 8/23 vs. HOU
Sacrifice Hits, Game, Angels	1	- Four times; last, 9/14 vs. TB
Sacrifice Hits, Game, Opponents	2	- Twice; 7/20 @ SEA & 8/31 vs. BOS
Sacrifice Flies, Game, Angels	2	- Three times; last, 6/16 @ TB
Sacrifice Flies, Game, Opponents	3	- Five times; last, 7/23 @ LAD
Pinch-Hits, Game, Angels	2	- Three times; last, 7/23 @ LAD
Pinch-Hitters Used, Game, Angels	3	- Five times; last, 8/6 @ CIN

TEAM FIELDING

Double Plays, Game, Angels	3	- Four times; last, 7/13 vs. SEA
Double Plays, Game, Opponents	4	- 5/30 @ SEA
Errors, Game, Angels	3	- Three times; last, 8/12 vs. PIT
Errors, Inning, Angels	2	- Several; last, 9/3 @ OAK (3rd)
Errors, Game, Individual	2	- Two players; Matt Thaiss, 8/12 vs. PIT & Andrelton Simmons, 9/3 @ OAK

TEAM PITCHING

Strikeouts, Game, Angels	17	- Twice; 5/26 vs. TEX & 7/25 vs. BAL
Strikeouts, Game, Opponents	20	- 8/30 vs. BOS
Base on Balls, Game, Angels	11	- 4/18 vs. SEA
Base on Balls, Game, Opponents	11	- Three times; last, 8/30 vs. BOS
Hit Batters, Game, Angels	4	- 9/10 vs. CLE
Fewest Hits Allowed, 9 innings, Angels	0	- 7/12 vs. SEA
Fewest Hits Allowed, 9 innings, Opponents	1	- 7/19 @ SEA
Fewest Hits Allowed, Extra Innings, Angels	5	- 4/22 vs. NYY (14 inn.)
Fewest Hits Allowed, Extra Innings, Opponents	7	- Three times; last, 9/26 vs. HOU (12 inn.)
Pitchers Used, Game, Angels	10	- Twice; 7/25 vs. BAL & 9/26 vs. HOU





INDIVIDUAL BATTING

At-Bats, Game	8	-	Four times; last, S. Ohtani & A. Pujols, 8/30 vs. BOS
Runs, Game	4	-	Twice; M. Trout, 8/15 vs. CWS & B. Goodwin, 8/30 vs. BOS
Hits, Game	4	-	Several; last, A. Pujols, 8/30 vs. BOS
Hits, Inning	2	-	Four times; last, D. Fletcher & M. Trout, 7/12 vs. SEA (1st)
Doubles, Game	2	-	Several; last, K. Cowart, 9/24 vs. OAK
Triples, Game	1	-	Several; last, J. Walsh, 9/22 @ HOU
Home Runs, Game	2	-	Several; last, M. Thaiss, 9/29 vs. HOU
RBI, Game	7	-	M. Trout, 6/19 @ TOR
Extra-Base Hits, Game	3	-	Several; last, M. Thaiss, 9/29 vs. HOU
Total Bases, Game	10	-	Twice; M. Thaiss, 9/29 vs. HOU & S. Ohtani, 6/13 @ TB
Base on Balls, Game	3	-	Several; last, D. Fletcher, 9/7 @ CWS
Strikeouts, Game	4	-	Four times; last, S. Ohtani & D. Fletcher, 8/30 vs. BOS
Stolen Bases, Game	1	-	Several; last time, K. Cowart, 9/26 vs. HOU
Caught Stealing, Game	1	-	Several; last, A. Simmons, 9/14 vs. TB
Longest Hitting Streak	13	-	D. Fletcher, 5/21-6/3
Grand Slams	2	-	M. Trout, 4/6 vs. TEX & 6/19 @ TOR
Walk-Off HR	1	-	M. Thaiss, 7/28 vs. BAL
Pinch-Hit HR	1	-	Twice; B. Goodwin, 8/5 @ CIN & J. Walsh, 9/9 vs. CLE
Inside-the-Park HR	1	-	T. La Stella, 6/25 vs. CIN

INDIVIDUAL PITCHING

Strikeouts, Game (Starter)	14	-	A. Heaney, 8/20 @ TEX
Strikeouts, Game (Primary-After Opener)	8	-	Three times; last, P. Sandoval, 8/5 @ CIN
Strikeouts, Game (Traditional Reliever)	5	-	Three times; last, L. Bard, 9/18 @ NYY
Base on Balls, Game	6	-	G. Canning, 7/15 vs. HOU
Base on Balls, Inning	4	-	G. Canning, 7/15 vs. HOU (1st)
Earned Runs Allowed, Game	10	-	J. Barria, 7/19 @ SEA
Earned Runs Allowed, Inning	7	-	T. Cole, 8/25 @ HOU (8th)
Hits Allowed, Game	10	-	Four times; last, A. Heaney, 9/13 vs. TB
Hits Allowed, Inning	8	-	J. Barria, 4/27 @ KC (3rd)
Home Runs Allowed, Game	4	-	Twice; last, J. Barria, 9/20 @ HOU
Home Runs Allowed, Inning	3	-	Twice; last, J. Barria, 9/20 @ HOU (1st)
Hit Batters, Game	3	-	Twice; last, J. Suarez, 9/10 vs. CLE
Fewest Hits Allowed, Complete Game	-	-	-
Innings Pitched, Starter	8	-	A. Heaney, 8/20 @ TEX
Innings Pitched, Primary-After Opener	7.2	-	D. Peters, 8/2 @ CLE
Innings Pitched, Traditional Reliever	4	-	Twice; last, J. Rodriguez, 8/12 vs. PIT
Fewest Innings Pitched, Starter (Non-Opener)	1.1	-	G. Canning, 7/15 vs. HOU
Longest Winning Streak	5	-	Twice; last, H. Robles, 3/29-9/6
Longest Losing Streak	7	-	J. Barria, 7/29-9/20
Consecutive Scoreless Innings, Starter	12.1	-	T. Skaggs, 6/18-6/29
Consecutive Scoreless Innings, Reliever	17.1	-	H. Robles, 8/17-9/24

TEAM MISCELLANEOUS

Longest Winning Streak	6	-	4/5 - 4/10
Longest Home Winning Streak	6	-	4/5 - 4/10
Longest Road Winning Streak	4	-	7/20-7/24
Longest Losing Streak	8	-	7/31-8/9
Longest Home Losing Streak	6	-	9/1-9/14
Longest Road Losing Streak	8	-	8/20-9/5
Most Games over .500	5	-	Last, 7/25 (54-49)
Longest Game, Innings	16	-	7/25 vs. BAL
Longest Game, Time, Nine Innings	4:13	-	6/5 vs. OAK
Longest Game, Time, Extra Innings	6:19	-	7/25 vs. BAL
Shortest Game, Time	2:16	-	Twice; 4/2 @ SEA & 8/8 @ BOS
Largest Margin, Victory	13	-	Twice; 5/9 @ DET & 7/12 vs. SEA
Largest Margin, Loss	12	-	Twice; 5/4 vs. HOU & 8/9 @ BOS
Largest Crowd, Angel Stadium	45,477	-	6/10 vs. LAD
Smallest Crowd, Angel Stadium	28,571	-	4/8 vs. MIL
Largest Crowd, Road	53,731	-	7/24 @ LAD
Smallest Crowd, Road	12,597	-	9/4 @ OAK
Largest Deficit Overcome To Win	6	-	6/5 vs. OAK (trailed 7-1 in 3rd; won, 10-9)
Most Players Used, Game	21	-	9/25 vs. OAK





BY POSITION

C: Lucroy (28-33); Smith (24-22); Garneau (12-10); Stassi (4-14); Bemboom (4-11)
 1B: Bour (21-14); Pujols (40-58); Walsh (6-15); Thaiss (5-3)
 2B: La Stella (24-19); Fletcher (8-18); Cozart (0-1); Rengifo (39-51); Cowart (1-1)
 3B: Cozart (9-14); Fletcher (38-36); Ward (1-2); La Stella (15-12); Thaiss (7-24); Cowart (2-2)
 SS: Simmons (40-58); Fletcher (11-16); Cozart (1-2); Rengifo (8-3); Tovar (12-11)
 LF: Bourjos (1-5); Goodwin (29-24); Fletcher (5-13); Puello (7-5); Upton (24-31); Parker (1-2); Ward (2-5); Hermosillo (3-5)
 CF: Trout (57-64); Bourjos (1-4); Goodwin (12-20); Hermosillo (2-2)
 RF: Calhoun (67-79); Goodwin (5-11)
 DH: Pujols (12-17); Trout (3-9); Smith (1-4); Lucroy (2-1); La Stella (1-2); Simmons (1-0); Ohtani (43-48); Upton (2-3); Ward (2-0); Bour (1-0)

BATTING ORDER

1st: Calhoun (14-11); Cozart (0-2); Fletcher (31-50); La Stella (22-15); Goodwin (5-12)
 2nd: Trout (60-73); Simmons (8-2); La Stella (1-1); Fletcher (1-10); Goodwin (2-4)
 3rd: Bour (9-7); Simmons (2-11); Pujols (7-9); Goodwin (6-5); Ohtani (41-47); Upton (6-6); Calhoun (1-5)
 4th: Simmons (17-16); Pujols (16-30); Lucroy (2-3); Calhoun (14-16); La Stella (1-1); Smith (2-0); Upton (19-23); Ohtani (1-0); Goodwin (0-1)
 5th: Pujols (22-24); Bour (1-3); Cozart (0-1); Lucroy (5-5); Goodwin (8-7); Ward (0-1); Smith (6-1); Calhoun (16-24); La Stella (2-1); Puello (3-5); Fletcher (2-1); Simmons (4-10); Thaiss (1-1); Upton (1-3); Ohtani (1-1); Walsh (0-2)
 6th: Cozart (1-1); Lucroy (5-9); La Stella (5-5); Calhoun (13-14); Goodwin (10-11); Ward (3-1); Fletcher (11-8); Smith (2-7); Rengifo (3-2); Puello (3-0); Pujols (7-12); Simmons (6-8); Thaiss (1-3); Parker (1-0); Bour (0-1); Upton (0-2); Walsh (1-5); Cowart (0-1)
 7th: La Stella (5-4); Calhoun (7-7); Smith (7-10); Lucroy (12-10); Cozart (1-2); Goodwin (7-8); Rengifo (9-18); Bour (7-2); Fletcher (2-3); Garneau (1-1); Puello (1-0); Simmons (4-11); Thaiss (5-7); Parker (0-1); Walsh (1-3); Hermosillo (1-1); Ward (2-2)
 8th: Lucroy (4-6); Bourjos (1-5); Goodwin (6-4); Fletcher (1-2); Cozart (6-6); La Stella (2-4); Smith (6-4); Bour (5-1); Calhoun (2-2); Rengifo (13-15); Walsh (3-5); Garneau (7-3); Ward (0-3); Tovar (9-7); Parker (0-1); Thaiss (2-15); Stassi (1-3); Bemboom (1-0); Hermosillo (2-3); Cowart (1-1)
 9th: Bourjos (1-4); Goodwin (2-3); Fletcher (14-9); Cozart (2-5); La Stella (2-2); Skaggs (1-1); Stratton (1-0); Rengifo (22-19); Garneau (4-6); Walsh (1-0); Bedrosian (0-1); Tovar (3-4); Canning (0-1); N. Ramirez (0-1); Lucroy (2-1); Thaiss (3-1); Hermosillo (2-3); Cole (1-1); Barria (1-0); Stassi (3-11); Suarez (0-1); Bemboom (3-11); Smith (2-4); Cowart (2-1)

2019 INJURED LIST

PLAYER	INJURY	DATES ON IL	GAMES MISSED
JC Ramirez	Right elbow UCL injury	2/23 – 7/30	108
Keynan Middleton	Right elbow UCL injury	3/16 – 8/27	133
Taylor Cole	Right shoulder strain	3/28 (retro to 3/25) – 4/8	10
Andrew Heaney	Left elbow inflammation	3/28 (retro to 3/25) – 5/26	51
	Left shoulder inflammation	7/20 (retro to 7/17) – 8/10	21
Michael Hermosillo	Core muscle injury	3/28 (retro to 3/25) – 6/3	59
Shohei Ohtani	Right elbow UCL injury	3/28 (retro to 3/25) – 5/7	34
Nick Tropeano	Right shoulder inflammation	3/28 (retro to 3/25) – 4/28	28
Justin Upton	Left foot turf toe	3/28 (retro to 3/25) – 6/17	72
Tyler Skaggs	Left ankle sprain	4/15 (retro to 4/13) – 4/26	12
*Zack Cozart	Neck strain	4/25 (retro to 4/24) – 5/7	10
	Left shoulder inflammation	5/28 (retro to 5/27) –	109
Cody Allen	Lumbar spine strain	4/26 – 5/7	8
Luis García	Lumbar spine muscle spasm	5/13 – 5/25	10
Andrelton Simmons	Grade three left ankle sprain	5/21 – 6/27	34
	Left ankle sprain	8/4 (retro to 8/3) – 8/23	19
Kevan Smith	Concussion	5/22 – 6/7	15
	Left hand metacarpal sprain	6/20 (retro to 6/19) – 7/12	17
	Lumbar strain	8/11 – 8/24	13
Matt Harvey	Upper back strain	5/25 – 7/13	42
Trevor Cahill	Right elbow inflammation	6/9 (retro to 6/6) – 6/26	18
Brian Goodwin	Right wrist contusion	7/3 – 7/16	9
Tommy La Stella	Right tibia fracture	7/3 – 9/27	72
Jonathan Lucroy	Concussion & nose fracture	7/12 (retro to 7/9) – 7/31	18
Noé Ramirez	Viral infection	7/27 (retro to 7/24) – 8/14	19
*Griffin Canning	Right elbow inflammation	8/4 (retro to 8/1) – 8/13	10
	Right elbow inflammation	8/23 (retro to 8/20) –	34
*Félix Peña	Torn ACL	8/4 –	49
Luke Bard	Right triceps contusion	8/5 – 8/16	10
Justin Anderson	Right upper trap strain	8/12 (retro to 8/10) – 9/8	26
Cam Bedrosian	Right forearm strain	8/31 (retro to 8/29) –	26
*Luis Rengifo	Left hand hamate fracture	9/18 –	10



2019 REVIEW



2019 ANGELS BATTING

PLAYER	AVG	G	AB	R	H	TB	2B	3B	HR	RBI	SH	SF	HP	BB	SO	SB	CS	OPS
Bembboom, A.	.102	22	49	2	5	8	0	0	1	3	1	0	0	1	19	0	0	.283
Bour, J.	.172	52	151	18	26	55	5	0	8	26	0	1	1	17	52	0	0	.623
Bourjos, P.	.091	26	44	4	4	5	1	0	0	2	0	1	0	1	15	2	0	.222
Calhoun, K.	.232	152	532	92	128	258	29	1	33	74	0	2	7	70	162	4	1	.792
Coward, K.	.160	9	25	1	4	7	3	0	0	1	0	0	0	1	7	1	0	.472
Cozart, Z.	.124	38	97	4	12	14	2	0	0	7	0	3	2	5	16	0	0	.322
Fletcher, D.	.290	154	596	83	173	229	30	4	6	49	1	1	0	55	64	8	3	.734
Garneau, D.	.232	28	69	11	16	25	3	0	2	7	0	0	4	8	18	0	0	.708
Goodwin, B.	.262	136	413	65	108	194	29	3	17	47	1	3	3	38	129	7	3	.796
Hemosillo, M.	.139	18	36	7	5	8	1	1	0	3	0	1	4	5	19	2	0	.304
La Stella, T.	.295	80	292	49	86	142	8	0	16	44	0	0	3	20	28	0	0	.832
Lucroy, J.	.242	74	240	28	58	89	8	1	7	30	0	3	4	21	39	0	0	.680
Ohtani, S.	.286	106	384	51	110	194	20	5	18	62	0	4	2	33	110	12	3	.848
Parker, J.	.000	5	12	1	0	0	0	0	0	0	0	0	0	3	8	0	0	.200
Puello, C.	.390	12	41	6	16	28	3	0	3	12	0	0	0	3	8	0	0	1.183
Pujols, A.	.244	131	491	55	120	211	22	0	23	93	0	8	3	43	68	3	0	.734
Rengifo, L.	.238	108	357	44	85	130	18	3	7	33	1	3	5	40	93	0	0	.685
Simmons, A.	.264	103	398	47	105	145	19	0	7	40	0	0	2	24	37	10	2	.673
Smith, K.	.251	67	191	21	48	75	12	0	5	20	0	1	3	16	37	2	0	.710
Stassi, M.	.071	20	42	3	3	3	0	0	0	2	0	2	0	5	15	0	0	.235
Thaiss, M.	.211	53	147	17	31	62	7	0	8	23	0	0	0	17	52	0	0	.714
Tovar, W.	.193	31	83	5	16	21	5	0	0	5	0	0	0	5	15	0	0	.492
Trout, M.	.291	134	470	110	137	303	27	2	45	104	0	4	16	110	120	11	2	1.083★
Upton, J.	.215	63	219	34	47	91	8	0	12	40	0	5	0	32	78	1	1	.724
Walsh, J.	.203	31	79	6	16	26	5	1	1	5	0	0	2	6	35	0	0	.605
Ward, T.	.190	20	42	4	8	14	3	0	1	2	0	0	0	6	23	0	0	.625
Wong, K.	.000	1	4	1	0	0	0	0	0	0	0	0	0	1	0	0	0	.000
PITCHERS	.059	14	17	0	1	1	0	0	0	0	0	0	0	1	7	0	0	.170
TOTALS	.247	162	5542	769	1368	2338	268	21	220	734	4	42	67	586	1276	65	20	.746
OPP.	.254	162	5575	868	1417	2558	284	28	267	832	12	43	82	576	1404	99	35	.790

2019 ANGELS PITCHING

PITCHER	W	L	ERA	G	GS	CG	GF	SHO	SV	IP	H	R	ER	HR	HB	BB	IBB	SO	WP	BK	AVG	OPP
Allen, C.	0	2	6.26	25	0	0	13	0	4	23	24	16	16	9	0	20	0	29	3	0	.255	
Anderson, J.	3	0	5.55	54	0	0	7	0	1	47	42	32	29	6	1	32	0	60	4	0	.232	
Bard, L.	3	3	4.78	32	3	0	5	0	0	49	41	27	26	8	5	13	1	40	5	1	.228	
Barria, J.	4	10	6.42	19	13	0	1	0	0	82.2	92	61	59	24	2	27	0	75	1	0	.275	
Bedrosian, C.	3	3	3.23	59	7	0	5	0	1	61.1	48	30	22	7	3	22	0	64	9	0	.207	
Buttrey, T.	6	7	3.98	72	0	0	6	0	2	72.1	69	34	32	8	5	23	0	84	6	0	.247	
Caill, T.	4	9	5.98	37	11	0	12	0	0	102.1	111	71	68	25	6	39	0	81	14	0	.273	
Canning, G.	5	6	4.58	18	17	0	1	0	0	90.1	80	46	46	14	8	30	0	96	9	1	.235	
Cole, T.	3	4	5.92	38	6	0	9	0	0	51.2	58	35	34	2	2	24	4	50	3	0	.286	
Curtiss, J.	0	0	3.86	1	0	0	1	0	0	2.1	2	1	1	0	0	3	0	1	0	0	.222	
Del Pozo, M.	1	1	10.61	17	0	0	1	0	0	9.1	10	11	11	3	0	8	0	11	0	0	.286	
Freeman, S.	0	0	4.50	1	0	0	0	0	0	2	3	1	1	1	0	2	0	0	0	0	.333	
García, L.	2	1	4.35	64	2	0	18	0	1	62	61	35	30	13	5	33	1	57	7	0	.257	
Harvey, M.	3	5	7.09	12	12	0	0	0	0	59.2	63	48	47	13	3	29	0	39	3	0	.275	
Heaney, A.	4	6	4.91	18	18	0	0	0	0	95.1	93	53	52	20	7	30	1	118	4	0	.251	
Jewell, J.	0	0	6.84	18	0	0	7	0	0	26.1	28	20	8	3	8	0	23	0	0	0	.275	
Mejia, A.	0	0	3.46	20	0	0	2	0	0	13	9	6	5	1	0	8	0	13	0	0	.184	
Middleton, K.	0	0	1.17	11	0	0	0	0	0	7.2	4	1	1	0	0	7	0	6	1	0	.154	
Peters, D.	4	4	5.38	17	12	0	1	0	0	72	85	50	43	18	5	26	1	55	1	2	.290	
Peña, F.	8	3	4.58	22	7	0	1	0	0	96.1	80	56	49	16	6	34	0	101	8	0	.219	
Ramírez, JC	0	0	4.50	5	0	0	3	0	0	8	8	4	4	1	1	1	0	4	1	0	.250	
Ramírez, N.	5	4	3.99	51	7	0	10	0	0	67.2	59	30	30	9	5	20	1	79	2	0	.232	
Ramsey, M.	0	0	0.00	1	0	0	1	0	0	1	0	0	0	0	0	0	0	1	0	0	.000	
Robles, H.	5	1	2.48	71	1	0	51	0	23	72.2	58	20	20	6	0	16	1	75	4	1	.221	
Rodriguez, J.	0	1	2.75	9	1	0	2	0	0	19.2	17	6	6	5	0	11	0	13	1	0	.233	
Sandoval, P.	0	4	5.03	10	9	0	0	0	0	39.1	35	22	22	6	1	19	0	42	4	1	.240	
Skaggs, T.	7	7	4.29	15	15	0	0	0	0	79.2	73	41	38	9	2	28	0	78	2	2	.242	
Stratton, C.	0	2	8.59	7	5	0	0	0	0	29.1	43	28	28	6	0	18	0	22	1	0	.344	
Suarez, J.	2	6	7.11	19	15	0	0	0	0	81	100	67	64	23	10	33	1	72	5	1	.304	
Tropeano, N.	0	1	9.88	3	1	0	0	0	0	13.2	18	15	15	6	2	6	0	10	0	0	.316	
Walsh, J.	0	0	1.80	5	0	0	5	0	0	5	3	1	1	0	0	6	0	5	0	0	.176	
TOTALS	72	90	5.12	162	162	0	162	0	32	1442.2	1417	868	820	267	82	576	11	1404	98	9	.254	
OPP.	90	72	4.41	162	162	0	158	4	36	1452.1	1368	769	711	220	67	586	29	1276	75	3	.247	

2019 REVIEW





2019 REVIEW

	HOME			AWAY			TOTALS		
	W	L	PCT.	W	L	PCT.	W	L	PCT.
Season	38	43	.469	34	47	.420	72	90	.444
Day Games	8	8	.500	12	15	.444	20	23	.465
Night Games	30	35	.462	22	32	.407	52	67	.437
vs. LH Starters	11	13	.458	12	17	.414	23	30	.434
vs. RH Starters	27	30	.474	22	30	.423	49	60	.412
One-Run Games	9	10	.474	9	12	.429	18	22	.450
Two-Run Games	6	6	.500	5	5	.500	11	11	.500
Extra Innings	1	3	.250	2	4	.250	3	7	.300
Shutouts	1	3	.250	1	7	.125	2	10	.167
In Mar./Apr.	9	7	.563	4	10	.286	13	17	.433
May	6	7	.462	8	6	.571	14	13	.519
June	7	7	.500	8	6	.571	15	13	.536
July	7	7	.500	7	4	.636	14	11	.560
Aug.	6	5	.545	3	13	.188	9	18	.333
Sept.	3	10	.231	4	8	.250	7	18	.280
Pre All-Star Break	22	21	.512	23	25	.479	45	46	.495
Post All-Star Break	16	22	.421	11	22	.333	27	44	.380
Vs. Houston	3	7	.300	2	7	.222	5	14	.263
Oakland	3	6	.333	3	7	.300	6	13	.316
Seattle	5	5	.500	5	4	.556	10	9	.526
Texas	6	3	.667	3	7	.300	9	10	.474
AL WEST	30	41	.514	30	41	.462	60	82	.423
Vs. Cleveland	0	3	.000	0	3	.000	0	6	.000
Chicago	3	1	.750	2	1	.667	5	2	.714
Detroit	1	2	.333	2	1	.667	3	3	.500
Kansas City	2	1	.667	2	1	.667	4	2	.667
Minnesota	0	3	.000	1	2	.333	1	5	.167
AL CENTRAL	6	10	.375	7	8	.467	13	18	.419
Vs. Baltimore	1	3	.250	2	1	.667	3	4	.429
Boston	1	2	.333	2	2	.500	3	4	.429
New York	1	3	.250	1	2	.333	2	5	.286
Tampa Bay	1	2	.333	2	2	.500	3	4	.429
Toronto	3	0	1.000	3	1	.750	6	1	.857
AL EAST	7	10	.412	10	8	.556	17	18	.486
Vs. Chicago	-	-	-	1	2	.333	1	2	.333
Cincinnati	2	0	1.000	0	2	.000	2	2	.500
Los Angeles	2	0	1.000	2	0	1.000	4	0	1.000
Milwaukee	3	0	1.000	-	-	-	3	0	1.000
Pittsburgh	1	2	.333	-	-	-	1	2	.333
St. Louis	-	-	-	1	2	.333	1	2	.333
NATIONAL LEAGUE	8	2	.800	4	6	.400	12	8	.600

2019 REVIEW





2019 FINAL

WEST	W	L	PCT.	GB	CENTRAL	W	L	PCT.	GB	EAST	W	L	PCT.	GB
Houston	107	55	.660	--	Minnesota	101	61	.623	--	New York	103	59	.636	--
Oakland	97	65	.599	10	Cleveland	93	69	.574	8	Tampa Bay	96	66	.593	7
Texas	78	84	.481	29	Chicago	72	89	.447	28.5	Boston	84	78	.519	19
ANGELS	72	90	.444	35	Kansas City	59	103	.364	42	Toronto	67	95	.414	36
Seattle	68	94	.420	39	Detroit	47	114	.292	53.5	Baltimore	54	108	.333	49

ALL-STAR BREAK

WEST	W	L	PCT.	GB	CENTRAL	W	L	PCT.	GB	EAST	W	L	PCT.	GB
Houston	57	33	.633	--	Minnesota	56	33	.629	--	New York	57	31	.648	--
Oakland	51	41	.554	7	Cleveland	50	38	.568	5.5	Tampa Bay	52	39	.571	6.5
Texas	48	42	.533	9	Chicago	42	44	.488	12.5	Boston	49	41	.544	9
ANGELS	45	46	.495	12.5	Detroit	28	58	.326	26.5	Toronto	34	57	.374	24.5
Seattle	39	55	.415	20	Kansas City	30	61	.330	27	Baltimore	27	62	.303	30.5

POST-ALL-STAR BREAK

WEST	W	L	PCT.	GB	CENTRAL	W	L	PCT.	GB	EAST	W	L	PCT.	GB
Houston	50	22	.694	--	Minnesota	45	28	.616	--	New York	46	28	.622	--
Oakland	46	24	.657	3	Cleveland	43	31	.581	2.5	Tampa Bay	44	27	.620	0.5
Seattle	29	39	.426	19	Kansas City	29	42	.408	15	Boston	35	37	.486	10
Texas	30	42	.417	20	Chicago	30	45	.400	16	Toronto	33	38	.465	11.5
ANGELS	27	44	.380	22.5	Detroit	19	56	.253	27	Baltimore	27	46	.370	18.5

END OF MAR./APR.

WEST	W	L	PCT.	GB	CENTRAL	W	L	PCT.	GB	EAST	W	L	PCT.	GB
Houston	18	12	.600	--	Minnesota	17	10	.630	--	Tampa Bay	19	9	.679	--
Seattle	18	14	.563	1	Cleveland	16	12	.571	1.5	New York	17	12	.586	2.5
Texas	14	14	.500	3	Detroit	13	14	.481	4	Toronto	14	15	.483	5.5
ANGELS	13	17	.433	5	Chicago	12	14	.462	4.5	Boston	13	17	.433	7
Oakland	14	18	.438	5	Kansas City	9	20	.310	9	Baltimore	10	20	.333	10

END OF MAY

WEST	W	L	PCT.	GB	CENTRAL	W	L	PCT.	GB	EAST	W	L	PCT.	GB
Houston	38	20	.655	--	Minnesota	38	18	.679	--	New York	37	19	.661	--
Oakland	30	28	.517	8	Cleveland	28	29	.491	10.5	Tampa Bay	35	20	.636	1.5
Texas	28	27	.509	8.5	Chicago	28	29	.491	10.5	Boston	29	28	.509	8.5
ANGELS	27	30	.474	10.5	Detroit	22	33	.400	15.5	Toronto	21	36	.368	16.5
Seattle	25	35	.417	14	Kansas City	19	38	.333	19.5	Baltimore	18	39	.316	19.5

END OF JUNE

WEST	W	L	PCT.	GB	CENTRAL	W	L	PCT.	GB	EAST	W	L	PCT.	GB
Houston	53	32	.624	--	Minnesota	53	30	.639	--	New York	54	28	.659	--
Texas	46	38	.548	6.5	Cleveland	45	38	.542	8	Tampa Bay	48	36	.571	7
Oakland	47	39	.547	6.5	Chicago	39	42	.481	13	Boston	44	40	.524	11
ANGELS	42	43	.494	11	Detroit	27	53	.338	24.5	Toronto	31	53	.369	24
Seattle	37	51	.420	17.5	Kansas City	29	55	.345	24.5	Baltimore	24	59	.289	30.5

END OF JULY

WEST	W	L	PCT.	GB	CENTRAL	W	L	PCT.	GB	EAST	W	L	PCT.	GB
Houston	69	40	.633	--	Minnesota	66	41	.617	--	New York	68	39	.636	--
Oakland	62	48	.564	7.5	Cleveland	63	44	.589	3	Tampa Bay	62	48	.564	7.5
ANGELS	56	54	.509	13.5	Chicago	46	59	.438	19	Boston	59	50	.541	10
Texas	54	54	.500	14.5	Kansas City	40	70	.364	27.5	Toronto	43	67	.391	26.5
Seattle	47	64	.423	23	Detroit	32	73	.305	33	Baltimore	36	71	.336	32

END OF AUGUST

WEST	W	L	PCT.	GB	CENTRAL	W	L	PCT.	GB	EAST	W	L	PCT.	GB
Houston	88	49	.642	--	Minnesota	83	52	.615	--	New York	89	48	.650	--
Oakland	79	57	.581	8.5	Cleveland	79	57	.581	4.5	Tampa Bay	79	58	.577	10
Texas	67	70	.489	21	Chicago	60	75	.444	23	Boston	73	63	.537	15.5
ANGELS	65	72	.474	23	Kansas City	48	89	.350	36	Toronto	55	82	.401	34
Seattle	57	80	.416	31	Detroit	40	94	.299	42.5	Baltimore	45	90	.333	43



My husband was an AL umpire for 15 years. Since we married after he retired I am not eligible to receive his pension now that he has passed. After three heart attacks, I learned that I have atrial fibrillation and high blood pressure. Disability expired and I am on a three year waiting list for housing assistance. Without the help of B.A.T., I do not know what I would do or how I would live.

I am a widow to an umpire

I am a member of the Baseball Family

I am a B.A.T.™ grant recipient



The Baseball Assistance Team provides members of the Baseball Family with medical, financial and psychological assistance through charitable contributions from corporations, foundations and individuals. If you know of a member of the Baseball Family in need of assistance please contact B.A.T. at 866-605-4594. All grants are confidential.



Connect with us on Facebook and Twitter
www.baseballassistanceteam.com

ANGELS RECORDS

RED SOX
ANGELS

SS	BURLES
1B	RENY
LF	RICE
1B	YASTRZ
C	FISK
CF	LYNN
DH	BROHAM
RF	EVANS
3B	HOBSON





(Editor's Note: All Records Exclusive of 1972, 1981, 1994 & 1995 Seasons Unless Otherwise Noted)

CLUB GENERAL

SINGLE-SEASON GAMES WON-LOST

Most Games Played	163	1974 & 1969
Most Games Won	100	2008
Fewest Games Won	65	1980
Most Games Won, Home	54	2007 & 2002
Fewest Games Won, Home	30	1980
Most Games Won, Road	50	2008
Fewest Games Won, Road	24	1961
Best Record, Home	54-27	2007 & 2002
Best Record, Road	50-31	2008
Most Games Won, Before All-Star Break	57	2014 & 2008
Most Games Over .500 at All-Star Break	20 (57-37)	2014
Highest Won-Lost Pct.	.617 (100-62)	2008
Lowest Won-Lost Pct.	.406 (65-95)	1980
Most Games Lost	95	1980 & 1968
Most Games Lost, Home	51	1980
Fewest Games Lost, Home	27	2007 & 2002
Most Games Lost, Road	55	1961
Most Shutouts Participated	44	1964
Most Shutouts Won	28	1964
Most Shutouts Won, Home	18	1964
Most Shutouts Won, Road	12	1989
Most Shutouts Lost	23	1971
Most Shutouts Lost, Home	11	1972 & 1971
Most Shutouts Lost, Road	15	1969
Fewest Times Shutout	3	2014 & 1982
Fewest Times Shutout, Home	0	2000
Fewest Times Shutout, Road	0	2014
Most One-Run Games	63	1967 & 1964
Most One-Run Games Won	37	1966
Most Games Won vs. One Club	15	2010 (Seattle) 2005 (Texas)
Most Games Won vs. One Club, Home	9	1967 (Oakland)
Most Games Won vs. One Club, Road	9	2014 (Texas)
Most Games Lost vs. One Club	15	2013 (Texas) 2001 (Seattle)
Most Games Lost vs. One Club, Home	8	2001 (Seattle)
Most Games Lost vs. One Club, Road	9	1975 (Kansas City) 2013 (Texas) 1965 (Chicago) 1961 (New York)
Most Extra-Inning Games Won	13	1976
Best Extra-Inning Record	11-3 (.786)	1985
Most Extra-Inning Games Lost	14	1983
Most 1-0 Games Won	10	1964
Most 1-0 Games Lost	5	1971, 1968 & 1967
Most Games Won, Homestand	11	2011 (June 27-July 20) 1962 (July 6-25) 2004 (May 3-9)
Best Homestand Record	7-0	2004 (May 3-9)
Most Games Lost, Homestand	11	1988 (Sept. 13-25) 1963 (Aug. 2-18)
Worst Homestand Record (min. 7 games)	1-9	1980 (June 6-15)
Most Games Won, Road Trip	14	1962 (June 15-July 4)
Best Road Trip Record	6-0	2013 (June 25-30) 2002 (Sept. 3-8) 1979 (Apr. 13-19)
Most Games Lost, Road Trip	18	1961 (May 30-June 18)
Worst Road Trip Record	0-10	1969 (May 16-25)
Most Four-Game Sweeps	5	2014
Best Month	22-6	1998 (June)
Worst Month	6-21	1980 (June)
Most Games Won vs. RHP	75	2007
Most Games Lost vs. RHP	73	1999
Most Games Won vs. LHP	37	2009
Most Games Lost vs. LHP	43	1983
Most Players Used	60	2018
Fewest Players Used	32	1978
Most Pitchers Used	35	2018
Fewest Pitchers Used	13	1978
Most Times Using Disabled List	32	2018





ANGELS RECORDS

SEASON

SINGLE-SEASON TEAM BATTING

Highest Average	.285	2009
Lowest Average	.227	1968
Highest Average with RISP	.297	2009
Highest Slugging Pct.	.472	2000
Lowest Slugging Pct.	.318	1976 & 1968
Most At-Bats	5,686	1996
Most Runs	.883	2009
Fewest Runs	.498	1968
Most Total Bases	2,659	2000
Most Hits	1,604	2009
Fewest Hits	1,209	1968
Most Players, 100-or-more Hits	.10	2009 (MLB Record - tied)
Most Players, 50-or-more RBI	.11	2009 (MLB Record)
Most One-Base Hits	1,132	2004
Most Two-Base Hits	.333	2002
Most Three-Base Hits	.54	1966
Most Home Runs	.236	2000
Fewest Home Runs	.55	1975
Most Grand Slams	.8	1983 & 1979
Most Home Runs, Home:		
Angel Stadium of Anaheim	.130	2000
Anaheim Stadium	.104	1996
Chavez Ravine	.50	1962
Wrigley Field	.122	1961
Fewest Home Runs, Home	.24	1976, 1975 & 1963
Most Home Runs, Road	.106	2000
Fewest Home Runs, Road	.31	1975
Most Extra-Base Hits	.579	2000
Most Runs Batted In	.841	2009
Most Game-Winning RBI	.98	2002
Most Pinch-Hits	.59	1961
Fewest Pinch-Hits	.11	2011
Most PH Home Runs	.9	1987
Most PH RBI	.38	1973
Highest PH Average	.333	1982
Most Hits, DH	.196	1979
Fewest Hits, DH	.121	2001
Most Home Runs, DH	.37	1979
Fewest Home Runs, DH	.8	2001
Most RBI, DH	.134	1979
Fewest RBI, DH	.56	2001
Highest Average, DH	.318	1979
Most Strikeouts	1,300	2018
Most Players, 100-or-more Strikeouts	.5	2018, 2014, 2012 & 2011
Fewest Strikeouts	.682	1978
Most Stolen Bases	.220	1975
Highest Stolen Base Pct	80.2	2018 & 2012
Most Caught Stealing	.108	1975
Most Sacrifice Hits	.114	1982
Most Sacrifice Flies	.65	2007
Most Base on Balls	.681	1961
Fewest Base on Balls	.416	1992
Most Hit by Pitcher	.77	2001
Most Grounded into Double Plays	.150	2013
Fewest Grounded into Double Plays	.98	1975
Most Left on Base	1,218	1996
Fewest Left on Base	.975	1992





ANGELS RECORDS

SEASON

CLUB FIELDING

Highest Percentage	.987	2018
Lowest Percentage	.969	1961
Most Putouts	4,448	2014
Fewest Putouts	4,264	2016
Most Assists	2,077	1983
Fewest Assists	1,462	2017
Most Total Chances	6,653	1983
Fewest Total Chances	5,844	2016
Most Errors	192	1961
Fewest Errors	76	2018
Most Errorless Games	105	2018
Most Double Plays	203	1985
Fewest Double Plays	55	1963
Most Passed Balls	30	1969
Fewest Passed Balls	4	1984 & 1982

CLUB PITCHING

Lowest ERA	2.91	1964
Highest ERA	5.30	1996
WHIP (Walks/Hits per IP)	1.22	2014 & 1968
Most Complete Games	72	1973
Fewest Complete Games	0	2019
Most Innings Pitched	1,482.2	2014
Fewest Innings Pitched	1,421.1	2016
Most Hits	1,636	1983
Fewest Hits	1,234	1968
Most Runs	943	1996
Fewest Runs	551	1964
Most Earned Runs	847	1996
Fewest Earned Runs	469	1964
Most Base on Balls	713	1961
Fewest Base on Balls	443	2005
Most Strikeouts	1,404	2019
Fewest Strikeouts	668	1983
Most Strikeouts, Starters	855	1973
Most Strikeouts, Relievers	764	2019
Most Strikeouts per 9 IP	8.76	2019
Most Holds	86	2018
Most Saves	66	2008
Fewest Saves	12	1974
Most Blown Saves	28	1988
Most Shutouts	28	1964
Fewest Shutouts	1	2001
Most Home Runs	267	2019
Fewest Home Runs	91	1965
Most Grand Slams	10	2003
Most Hit Batsmen	84	1996
Most Wild Pitches	98	2019
Most Balks	37	1988
Most Pitchers Used	35	2018
Most Starting Pitchers Used	19	2019
Fewest Starting Pitchers Used	6	2004
Most Starters, 10-or-more wins	5	2008
Most Pitchers, 10-or-more wins	6	2008

MOST HOME RUNS IN A MONTH BY AN ANGEL PLAYER

MONTH	PLAYER	HR	YEAR
March/April	Mike Trout	10	2018
May	Mo Vaughn	13	2000
June	Albert Pujols	13	2015
	Tim Salmon	13	1996
July	Mike Trout	13	2019
August	Bobby Bonds	12	1977
September	Vladimir Guerrero	10	2004
	Mo Vaughn	10	1999
Sept./Oct.	Vladimir Guerrero	11	2004
	Mo Vaughn	11	1999

MOST RBI IN A MONTH BY AN ANGEL PLAYER

MONTH	PLAYER	RBI	YEAR
March/April	Don Baylor	28	1979
May	Mo Vaughn	28	1999
June	Vladimir Guerrero	30	2004
July	Jim Edmonds	34	1995
	Don Baylor	34	1979
August	Kendrys Morales	33	2009
September	Garret Anderson	27	2000
	Mo Vaughn	27	1999
	Don Baylor	27	1978
	Bob Oliver	27	1973
	Frank Robinson	27	1973
Sept./Oct.	Mo Vaughn	29	1999



ANGELS RECORDS

SEASON

INDIVIDUAL BATTING

HIGHEST AVERAGE

Right-Handed	.337	2004 (Vladimir Guerrero)
Left-Handed	.355	2000 (Darin Erstad)
Switch-Hitter	.330	2007 (Chone Figgins)
Most Games	162	1979 (Don Baylor) 1971 & 1970 (Sandy Alomar) 1966 (Jim Fregosi) 1964 (Bobby Knoop) 1971 (Sandy Alomar)
Most At-Bats	689	2012 (Mike Trout)
Most Runs	129	

MOST HITS

Right-Handed	206	2004 (Vladimir Guerrero)
Left-Handed	240	2000 (Darin Erstad)
Switch Hitter	186	2005 (Chone Figgins)

MOST ONE-BASE HITS

Right-Handed	156	1970 (Alex Johnson)
Left-Handed	170	2000 (Darin Erstad)
Switch Hitter	148	1971 (Sandy Alomar)

MOST TWO-BASE HITS

Right-Handed	50	2012 (Albert Pujols)
Left-Handed	56	2002 (Garret Anderson)
Switch Hitter	43	2009 (Kendrys Morales)

MOST THREE-BASE HITS

Right-Handed	13	1968 (Jim Fregosi)
Left-Handed	13	1975 (Mickey Rivers)
Switch Hitter	17	2004 (Chone Figgins)

MOST HOME RUNS

Right-Handed	47	2000 (Troy Glaus)
Left-Handed	39	1982 (Reggie Jackson)
Switch Hitter	34	2009 (Kendrys Morales)
Leadoff Position	30	2012 (Mike Trout)
Leading Off Game	7	1987 (Brian Downing)
Road	24	2019 (Mike Trout) 1963 & 1962 (Leon Wagner)
Month	13	2019 (July - Mike Trout) 2015 (June - Albert Pujols) 2000 (May - Mo Vaughn) 1996 (June - Tim Salmon)

MOST HOME RUNS, HOME

Angel Stadium	24	2000 (Troy Glaus)
Anaheim Stadium	23	1993 (Tim Salmon)
Chavez Ravine	13	1962 (Leon Wagner)
Wrigley Field	19	1961 (Leon Wagner)

MOST EXTRA-BASE HITS

Most Extra-Base Hits	88	2002 (Garret Anderson)
----------------------	----	------------------------

MOST RBI

Right-Handed	139	1979 (Don Baylor)
Left-Handed	123	2002 & 2001 (Garret Anderson)
Switch Hitter	112	1993 (Chili Davis)
Month	34	1979 (July - Don Baylor) 1995 (July - Jim Edmonds) 1982 (Don Baylor)
Most Game-Winning RBI	21	

MOST TOTAL BASES

Right-Handed	366	2004 (Vladimir Guerrero)
Left-Handed	366	2000 (Darin Erstad)
Switch Hitter	322	2009 (Kendrys Morales)

MISC.

Highest Slugging Pct.	.645	2019 (Mike Trout)
Highest On-Base Pct.	.460	2018 (Mike Trout)
Highest Pinch-Hit Average (20+ AB)	.435	1964 (Willie Smith; 10/23)
Most At-Bats Pinch-Hitter	56	1973 (Winston Llenas)
Most Hits, PH	16	1973 (Winston Llenas)
Most Home Runs, PH	4	1996 (Jack Howell)
Most RBI, PH	18	1973 (Winston Llenas)

ANGELS RECORDS





SEASON

INDIVIDUAL BATTING CONTINUED

Most Times On Base	309	2013 (Mike Trout)
Most Runs Created	142	2013 (Mike Trout)
Highest Designated Hitter Average★	349	1979 (Don Baylor)
Most At-Bats, DH	608	1982 (Don Baylor)
Most Hits, DH	160	1982 (Don Baylor)
Most Home Runs, DH	28	1996 (Chili Davis)
Most RBI, DH	112	1993 (Chili Davis)
Most Strikeouts	184	2014 (Mike Trout), 2013 (Mark Trumbo)
Most Stolen Bases	70	1975 (Mickey Rivers)
Highest Stolen Base Pct.	92.3 (24/26)	2018 (Mike Trout)
Most Caught Stealing	24	1993 (Chad Curtis & Luis Polonia)
Most Base on Balls	122	2018 (Mike Trout)
Most Intentional Base on Balls	28	2007 (Vladimir Guerrero)
Most Sacrifice Hits	26	1982 (Tim Foli)
Most Sacrifice Flies	13	1979 (Dan Ford)
Most Hit by Pitch	27	2002 (David Eckstein)
Most Grounded Into Double Plays	28	2014 (Albert Pujols)

★ Based on 250-or-more At-Bats

INDIVIDUAL PITCHING

LOWEST ERA

Starter (in starts only)	1.57	1964 (Dean Chance)
Reliever (in relief outings only)	1.31	1964 (Bob Lee)

MOST GAMES WON

RHP	22	1974 (Nolan Ryan)
LHP	22	1970 (Clyde Wright)
Home	13	1973 & 1972 (Nolan Ryan)
Road	13	2002 (Jarrod Washburn)
Reliever	12	1967 (Minnie Rojas) 1966 (Jack Sanford)

MOST GAMES LOST

RHP	19	1991 (Kirk McCaskill)
LHP	19	1974 (Frank Tanana) 1973 (Clyde Wright) 1967 (George Brunet)

Most Games	78	2005 (Scot Shields)
Most Games Started	41	1974 (Nolan Ryan)
Most Complete Games	26	1974 & 1973 (Nolan Ryan)
Most Scoreless Appearances	67	2014 (Joe Smith)
Most Saves, RHP	62 (MLB Record)	2008 (Francisco Rodriguez)
Most Saves, LHP	48	2009 (Brian Fuentes)
Most Saves, Month	12	2008 (July - Francisco Rodriguez) 2006 (Aug. - Francisco Rodriguez) 2005 (Sept. - Francisco Rodriguez) 1991 (Sept. - Bryan Harvey)
Best Save Pct. (min. 30 SVO)	.929 (39/42)	2001 (Troy Percival)
Most Shutouts	11	1964 (Dean Chance)
Most Innings	332.2	1974 (Nolan Ryan)
Most Hits	287	1983 (Tommy John)
Fewest Hits★	160	1971 (Rudy May)
Most Runs	130	1988 (Mike Witt)
Fewest Runs★	56	1964 (Dean Chance)
Most Earned Runs	118	1996 (Jim Abbott)
Fewest Earned Runs★	51	1964 (Dean Chance)
Most Base on Balls	204	1977 (Nolan Ryan)
Fewest Base on Balls★	28	2005 (Paul Byrd)
Most Strikeouts	383 (MLB Record)	1973 (Nolan Ryan)
Fewest Strikeouts★	65	1983 (Tommy John) 1973 (Clyde Wright)
Most Games, 10-or-more Strikeouts	23	1973 (Nolan Ryan)
Most Home Runs	40	2002 (Ramon Ortiz) 1996 (Shawn Boskie)
Most Hit Batsmen	21	1969 (Tom Murphy)
Most Wild Pitches (as Starter)	22	2014 (Garrett Richards)
Most Wild Pitches (as Reliever)	13	2004 (Kevin Gregg)
Most 1-0 Victories	6	1964 (Dean Chance)
Most Games Finished	69	2008 (Francisco Rodriguez)
Highest Won-Lost Percentage (min. 15 decisions)	.800 (20-5)	2012 (Jered Weaver)
	.800 (16-4)	2014 (Matt Shoemaker)

★Based on 200-or-more innings pitched



GAME

CLUB GENERAL

Players Used, Game	25	2017 (Sept. 4 at OAK) 1986 (Sept. 10 at CLE)
Longest Game Time, Home (9 innings)	4:13	2019 (June 5 vs. OAK)
Longest Game Time, Road (9 innings)	4:33	2017 (Sept. 1 at TEX)
Shortest Game Time, Home (9 innings)	1:31	1972 (May 6 vs. MIL)
Shortest Game Time, Road (9 innings)	1:38	1963 (Sept. 25 at NYY)
Longest Game Time, Extra-Innings, Home	6:32	2014 (Aug. 9 vs. BOS; 19 inn.)
Longest Game Time, Extra-Innings, Road	6:32	2013 (Apr. 29 at OAK; 19 inn.)
Longest Game, Innings, Home	20	1982 (Apr. 13 vs. SEA)
Longest Game, Innings, Road	20	1971 (July 9 at OAK)
Most Left On Base (9 innings)	17	1986 (Aug. 15 at MIN) 1982 (Sept. 18 at TOR)
Most Left On Base, Extra-Innings	20	1968 (Aug. 21 vs. BAL - 15 inn.)
Most Double Plays Turned by Angels	6	1998 (May 12 at CWS) 1975 (Aug. 8 vs. NYY) 1966 (May 1 at BOS) 1963 (Aug. 23 at WAS)
Largest Winning Margin	22 (24-2)	1979 (Aug. 25 at TOR)
Largest Winning Margin, Home	19 (19-0)	2002 (May 10 vs. CWS)
Largest Losing Margin	18 (21-3)	2018 (Sept. 20 at OAK)
Largest Deficit Overcome, Win	8	1986 (Aug. 29 vs. DET; 13-12 win; Trailing 3-11 after 6 1/2)
Largest Deficit Overcome, Loss	9	1997 (July 31 vs. CWS; 14-12 loss)
Most Runs, Both Clubs	30 (9-21)	2000 (Sept. 30 vs. SEA)
Most Errors, 9 innings	6	1975 (June 27 vs. OAK)
Most Errors, Extra-Innings	6	1963 (Apr. 16 at MIN - 13 inn.)

CLUB BATTING

Most Runs	24 (24-2)	1979 (Aug. 25 at TOR)
Most Runs, Home	21 (21-6)	2004 (Aug. 25 vs. KC)
Most Runs, Inning	13	1997 (May 12 vs. CWS - 7th inn.) 1978 (Sept. 14 at TEX - 9th inn.)
Most Runs, Extra Inning (Single Inning)	9	2009 (Aug. 16 at BAL, 13th inn.)
Most Hits	26	1980 (June 20 at BOS) 1979 (Aug. 25 at TOR)
Most Hits, Inning	11	1997 (May 12 vs. CWS - 7th inn.) 1966 (Apr. 30 at BOS - 8th inn.)
Most Hits, First Inning	10	2013 (Apr. 20 vs. DET)
Most Total Bases	52	1997 (July 31 vs. CWS; 14-12 loss)
Most Total Bases, Inning	24	1966 (Apr. 30 at BOS - 8th inn.)
Most One-Base Hits	20	1967 (Aug. 23 at CLE)
Most Two-Base Hits	10	1999 (Apr. 12 at TEX)
Most Three-Base Hits	3 (16th time)	2011 (Sept. 2 vs. MIN)
Most Home Runs	7	2003 (June 4 at MON - Puerto Rico)
Most Home Runs, Inning	4	2000 (May 28 at KC - 5th inn.)
Most Home Runs, Both Clubs	11	1994 (July 1 at BAL; Cal - 5, Bal. - 6)
Most Walks, 9 Innings	14	2000 (Sept. 23 at TEX)
Most Walks, Extra-Innings	14	1976 (May 8 vs. CLE - 13 inn.)
Most Strikeouts, 9 Innings	18	1978 (June 16 at NYY - Guidry)
Most Strikeouts, Extra-Innings	26	1971 (July 9 at OAK - 20 inn.)
Most Stolen Bases	7	1981 (Aug. 25 vs. BOS)
Most Stolen Bases, Inning	4	(last time) 1997 (June 28 at SEA, 7th inn.)
Most Steals of Home	2	1966 (Sept. 3 vs. WAS)
Most Steals by Opponent	8	2016 (Aug. 12 at CLE)
Most Extra-Base Hits	13	1980 (June 20 at BOS) 1979 (Aug. 25 at TOR)
Most Pinch-Hitters Used	7	1968 (Sept. 4 vs. CLE)





GAME

CLUB PITCHING

Most Runs Allowed	21	2018 (Sept. 20 at OAK) 2000 (Sept. 30 vs. SEA)
Most Runs Allowed, Home	21	2000 (Sept. 30 vs. SEA)
Most Runs Allowed, Road	21	2018 (Sept. 20 at OAK)
Most Runs Allowed, Inning	13	1996 (July 5 at OAK - 1st inn.) 1990 (July 8 at MIL - 5th inn.)
Most Hits Allowed	26	1980 (Aug. 28 at BAL)
Most Hits Allowed, Inning	10	1990 (July 8 at MIL - 5th inn.)
Most Two-Base Hits Allowed	8	1994 (Aug. 9 vs. KC) 1980 (Aug. 28 at BAL)
Most Home Runs Allowed	8	2005 (June 30 at TEX) 1996 (June 27 vs. OAK)
Most Home Runs Allowed, Inning	4	2000 (May 26 at KC - 6th inn.) 1995 (Sept. 5 at BAL - 2nd inn.) 1963 (July 31 at CLE - 3rd inn.)
Most Base on Balls Allowed, 9 Innings	12 (last time)	2000 (Sept. 30 vs. SEA)
Most Base on Balls Allowed, Extra-Innings	13	1994 (Aug. 6 vs. CWS, 10 inn.) 1992 (July 12 at DET, 10 inn.)
Most Strikeouts, 9 Innings	20	2012 (Sept. 25 at SEA)
Most Strikeouts, Extra-Innings	26	2004 (June 8 vs. MIL, 17 inn.)
Most Hit Batsmen	5	2018 (Aug. 12 vs. OAK) 2001 (June 7 vs. OAK)
Most Wild Pitches	6	1991 (Apr. 13 at MIN)
Most Pitchers Used, 9 Innings	9 (last time)	2018 (Apr. 4 vs. CLE)
Most Pitchers Used, Extra-Innings	12	2017 (Sept. 4 at OAK, 11 inn.)

INDIVIDUAL BATTING

Most At-Bats (9 inn.)	7	Jim Edmonds	1995 (June 29 at TEX)
		Wally Joyner	1986 (Aug. 5 at MIN)
		Don Baylor	1979 (Aug. 25 at TOR)
		Albie Pearson	1961 (July 21 vs. WAS)
Most At-Bats (Extras)	9	Albert Pujols	2014 (Aug. 9 vs. BOS; 19 inn.)
		Brendan Harris, Howie Kendrick	2013 (Apr. 29 at OAK; 19 inn.)
		Don Baylor	1982 (Apr. 13 vs. SEA; 20 inn.)
Most Runs	5	C.J. Cron	2016 (July 2 at BOS)
		Mark Trumbo	2013 (Sept. 10 at TOR)
		Erick Aybar	2011 (Sept. 18 at BAL)
		Tim Salmon	1998 (Apr. 12 at CLE)
Most Hits	6	C.J. Cron	2016 (July 2 at BOS - 9 inn.)
		Chone Figgins	2007 (June 18 vs. HOU - 9 inn.)
		Garret Anderson	1996 (Sept. 27 at TEX - 15 inn.)
Most Hits, Inning	2	Several times; last - David Fletcher & Mike Trout	2019 (July 12 vs. SEA - 1st inn.)
Most Hits, Extra-Innings	6	Garret Anderson	1996 (Sept. 27 at TEX)
Most Two-Base Hits	3	Several times; last - Mike Trout	2018 (May 26 at NYY)
Most Three-Base Hits	2	Several times; last - Erick Aybar	2011 (Sept. 2 vs. MIN)
Most Home Runs, Game	3	Torii Hunter	2009 (June 13 vs. SD)
		Garret Anderson	2003 (June 4 at MON - Puerto Rico)
		Troy Glaus	2002 (Sept. 15 vs. TEX)
		Dave Winfield	1991 (Apr. 13 at MIN)
		Wally Joyner	1987 (Oct. 3 vs. CLE)
		Reggie Jackson	1986 (Sept. 18 vs. KC)
		Doug DeCinces	1982 (Aug. 8 at SEA) 1982 (Aug. 3 vs. MIN)
		Fred Patek	1980 (June 20 at BOS)
		Carney Lansford	1979 (Sept. 1 at CLE)
		Leroy Stanton	1973 (July 10 at BAL)
		Lee Thomas	1961 (Sept. 5 at KC)
Most Extra-Base Hits	4	11 times; last - Mike Trout	2018 (May 26 at NYY)
Most Total Bases	15	Dave Winfield	1991 (Apr. 13 at MIN)
Most RBI	10	Garret Anderson	2007 (Aug. 21 vs. NYY)
Most Base on Balls, 9 Innings	4	Several times; last - Mike Trout	2018 (July 23 vs. CWS)
Most Base on Balls, Extra Innings	5	Albie Pearson	1963 (Apr. 24 at DET - 14 inn.) 1961 (June 25 vs. BAL - 15 inn.)
Most Intentional Base on Balls	3	7 times; last - Mike Trout	2018 (May 1 vs. BAL)
Most Strikeouts, 9 Innings	4	Several times, last - Luis Rengifo	2019 (July 18 vs. CWS)
Most Strikeouts, Extra-Innings	6	Bill Cowan	1971 (July 9 at OAK)
		Rick Reichardt	1966 (May 31 vs. CLE)
Most Grounded Into Double Plays	3	4 times; last - Josh Hamilton	2013 (June 18 vs. SEA)
Most Stolen Bases	4	4 times; last - Cameron Maybin	2017 (June 9 at HOU)
Most Caught Stealing	3	Luis Polonia	1993 (May 24 at SEA)
Players Hitting for Cycle		Shohei Ohtani	2019 (June 13 at TB)
		Mike Trout	2013 (May 21 vs. SEA)
		Chone Figgins	2006 (Sept. 16 at TEX)
		Jeff DaVanon	2004 (Aug. 25 vs. KC)
		Dave Winfield	1991 (June 24 at KC)
		Dan Ford	1979 (Aug. 10 vs. SEA)
		Jim Fregosi (Twice)	1968 (May 20 vs. BOS) & 1964 (July 28 vs. NYY)



ANGELS RECORDS

GAME

5-for-5 Game	Mike Trout	2018 (May 26 at NYY) 2018 (Sept. 8 at CWS)
	Yunel Escobar	2016 (Aug. 17 vs. SEA) 2016 (July 26 at KC)
	Erick Aybar	2015 (July 3, 2015 at TEX)
	Mark Trumbo	2013 (Sept. 10 at TOR)
	Bobby Abreu	2011 (Apr. 3 at KC)
	Kendrys Morales	2009 (Aug. 28 vs. OAK)
	Casey Kotchman	2008 (July 23 vs. CLE)
	Chone Figgins	2007 (June 18 vs. HOU - 6-for-6)
	David Eckstein	2004 (June 2 vs. BOS)
	Darin Erstad	2002 (Aug. 27 vs. TB)
	Tim Salmon	2002 (July 19 vs. SEA)
	Mo Vaughn	2000 (May 24 at MIN)
	Gary DiSarcina	1998 (Sept. 24 at OAK) 1998 (June 13 at TEX)
	Darin Erstad	1998 (June 9 at ARI)
	Rex Hudler	1996 (May 26 vs. BOS)
	Tony Phillips	1995 (June 14 vs. MIN)
	Chili Davis	1995 (May 10 vs. TEX)
	Chris Turner	1994 (July 5 at BOS)
	Tim Salmon	1994 (May 13 at SEA)
	Dave Winfield	1991 (June 24 at KC)
	Dave Gallagher	1991 (May 19 at BAL)
	Bob Boone	1988 (June 17 at KC)
	Juan Beniquez	1984 (May 29 vs. NYY)
	Rod Carew	1981 (Aug. 21 vs. CLE)
	Rick Burleson	1981 (June 3 at TOR)
	Dickie Thon	1980 (May 28 vs. TEX)
	Brian Downing	1979 (Apr. 15 at OAK)
	Mario Guerrero	1977 (June 14 at MIN)
	Richie Scheinblum	1973 (July 28 at KC)
	Tom Satriano	1968 (Aug. 11 at BAL)
	Lee Thomas	1961 (Sept. 5 at KC)

INDIVIDUAL PITCHING

Perfect Game	Mike Witt	1984 (Sept. 30 at TEX)
No-Hitters, Angels (incl. combined)	Taylor Cole, Félix Peña	2019 (July 12 vs. SEA)
	Jered Weaver	2012 (May 2 vs. MIN)
	Ervin Santana	2011 (July 27 at CLE)
	Jered Weaver, Jose Arredondo (unofficial)	2008 (June 28 at LAD, 8 IP)
	Mark Langston, Mike Witt	1990 (Apr. 11 vs. SEA)
	Mike Witt	1984 (Sept. 30 at TEX - Perfect Game)
	Nolan Ryan	1975 (June 1 vs. BAL) 1974 (Sept. 28 vs. MIN) 1973 (July 15 at DET) 1973 (May 15 at KC) 1970 (July 3 vs. OAK) 1962 (May 5 vs. BAL)
No-Hitters, Opponents (incl. combined)	Eric Milton	1999 (Sept. 11 at MIN)
	Kenny Rogers	1994 (July 28 at TEX - Perfect Game)
	Joe Cowley	1986 (Sept. 19 vs. CWS)
	Bert Blyleven	1977 (Sept. 22 vs. CLE)
	Dennis Eckersley	1977 (May 30 at CLE)
	Vida Blue	1975 (Sept. 28 at OAK)
	Glenn Abbott	
	Paul Lindblad	
	Rollie Fingers	
	Earl Wilson	1962 (June 26 at BOS)
One-Hitters, Angels (individual)	(last time - Andrew Heaney)	2018 (June 5 vs. KC)
One-Hitters, Opponents (individual)	(last time - Mike Leake)	2019 (July 19 at SEA)
Most Earned Runs Allowed	Scott Kazmir	2010 (July 10 at OAK)
Most Hits Allowed	John Lackey	2008 (July 10 at TEX - 5.2 IP)
	Paul Hartzell	1976 (Sept. 9 at KC - 8.2 IP)
Most Home Runs Allowed	Nick Tropeano	2018 (July 26 vs. CWS)
	Willie Fraser	1988 (Aug. 16 at NYY)
Most Base on Balls, 9 Innings	Andy Hassler	1974 (Sept. 4 at OAK)
	Nolan Ryan	1974 (Apr. 5 at CWS)
Most Base on Balls, Extra-Innings	Rudy May	1973 (Sept. 17 at OAK - 12.2 IP)
Most Base on Balls, Inning (No IBB)	(last time - Zack Greinke)	2012 (Aug. 8 at OAK)
Most Strikeouts, 9 Innings	Nolan Ryan	1974 (Aug. 12 vs. BOS)
Most Strikeouts, Extra-Innings	Nolan Ryan	1977 (June 8 vs. TOR - 10 IP) 1974 (Aug. 20 vs. DET - 11 IP) 1974 (June 14 vs. BOS - 13 IP)
Most Strikeouts, Inning	Luke Bard	2019 (Apr. 22 vs. NYY)
	Zack Greinke	2012 (Sept. 25 vs. SEA, 4th inn.)
	Scott Shields	2008 (June 21 at PHI, 8th inn.)
	Chuck Finley (twice)	1999 (Aug. 15 vs. DET, 1st inn. & May 12 at NYY, 3rd inn.)
	Ryne Duren	1961 (May 18 vs. CWS, 7th inn.)
Most Hit Batsmen	Scott Schoeneweis	2001 (June 7 vs. OAK)
	Omar Olivares	1999 (June 13 vs. ARI)
	Steve Sparks	1999 (May 22 at TB)
	Ken McBride	1964 (Apr. 23 vs. CLE)
Striking Out the Side, 9 Pitches	Garrett Richards	2014 (June 4 at HOU - 2nd inn.)
	Nolan Ryan	1972 (July 9 vs. BOS - 2nd inn.)

ANGELS RECORDS





ANGELS RECORDS

CONSECUTIVE

Games Won	11	1964 (June 16-26)
Games Won, Home	12	1967 (July 4-Aug. 4)
Games Won, Road	11	2018 (Mar. 30-Apr. 24) 1988 (July 6-Aug. 2)
Games Won Vs. One Club	14	vs. DET (May 8, 2002-Aug. 23, 2003)
Games Won vs. One Club, Home	11	vs. DET (May 8, 2002-May 5, 2004)
Games Won vs. One Club, Road	9	vs. KC Royals (Aug. 29, 2003-July 3, 2005) vs. KC A's (July 25, 1965-May 2, 1965)
Double-Headers Won	5	1964 (July 12-26)
Come-From-Behind Wins	7	1996 (June 9-15)
Games Lost	13	1988-89 (Sept. 19-Apr. 4)
Games Lost, Home	15	1974 (June 30-July 28)
Games Lost, Road	14	1969 (Apr. 29-June 8)
Games Lost vs. One Club, Home	13	vs. CLE (July 18, 1973-July 13, 1975)
Games Lost vs. One Club, Road	12	vs. CWS (July 23, 1964-Apr. 12, 1966)
Errorless Games	14	4 times; last, 2017 (July 1-21)
Games Making Double Plays	18	1963 (Aug. 13-Sept. 1 - 38 DP)

CLUB BATTING

Hits, Game (No BB/SF/HBP)	7	2009 (June 12 vs. SD - 4th inn.) 2002 (Aug. 31 vs. BAL - 2nd inn.) 1998 (July 29 vs. NYY - 4th inn.) 1988 (Aug. 27 vs. NYY - 2nd inn.) 1979 (May 13 at NYY - 9th inn.)
Hits, Game (Including BB/SF/HBP)	11	1997 (May 12 vs. CWS - 7th inn.)
Consecutive Batters Reaching Base Safely, Game	10	1979 (July 4 vs. OAK - 8th inn.) 1978 (Sept. 14 at TEX - 9th inn.)
Games with a Home Run	18	July 26-Aug. 13, 1982 (30 Total)
Games with a Double	28	July 26-Aug. 24, 1990 (43 Total)
Consecutive Home Runs	3	Tommy La Stella, Mike Trout, Shohei Ohtani 2019 (June 8 vs. SEA) Kole Calhoun, Mike Trout, Albert Pujols 2016 (Sept. 3 at SEA) Mike Trout, Albert Pujols, Raul Ibanez 2014 (Apr. 13 vs. NYM) Juan Rivera, Kendrys Morales, Mike Napoli 2009 (July 27 vs. CLE) Kendrys Morales, Mike Napoli, Brandon Wood 2008 (Sept. 18 at OAK) Vladimir Guerrero, Jose Guillen, Jeff DaVanon 2004 (May 24 at TOR) Troy Glaus, Darin Erstad, Garret Anderson 2001 (July 26 vs. TB) Garret Anderson, Troy Glaus, Scott Spiezio 2000 (June 24 vs. MIN) Mo Vaughn, Tim Salmon, Garret Anderson 2000 (May 28 at KC) Reggie Jackson, Bobby Grich, Brian Downing 1984 (Apr. 24 at BOS) Bobby Bonds, Don Baylor, Ron Jackson 1977 (May 11 vs. BAL) Lee Thomas, Leon Wagner, Bob Rodgers 1962 (Aug. 28 vs. KC) 1991 (May 30-June 22)
Stolen Bases	18	1991 (May 30-June 22)

CLUB PITCHING

Complete Games	7	1972 (Sept. 21-27)
Shutouts	3	1974 (Sept. 28-Oct. 1) 1965 (July 9-11)
Shutout Innings Pitched	32.2	1974 (Sept. 28-Oct. 2)
Games With Save	6	2005 (Sept. 17-23) 1996 (June 10-15)
Innings, No Home Runs	100.2	1974 (July 22-Aug. 6)
Games Allowing a Home Run	22	2019 (June 14-July 7; 35 total)
Games Allowing a Home Run (Starters)	16	1994 (July 5-23; 23 total)

INDIVIDUAL BATTING

Games Played	648	Sandy Alomar	May 16, 1969-May 21, 1973
Games Hitting Safely	28	Garret Anderson	1998 (June 28-July 31)
Games Reaching Base Safely	63	Orlando Cabrera	2006 (Apr. 25-July 6)
Hits (Consecutive PAs - no BB/SF/HBP)	9	Bengie Molina	2001 (Aug. 20-23)
Times on Base Safely	12	Bobby Grich	1984 (Sept. 14-17)
Games with Home Run	5	Bobby Bonds	1977 (Aug. 2-7)
Games with RBI	12	Garret Anderson	2007 (Aug. 26-Sept. 7)
Games with One-or-More Runs	15	Mike Trout	2012 (July 5-23)
Stolen Bases	30	Mike Trout	2012 (June 5-Aug. 21)





ANGELS RECORDS

CONSECUTIVE

Games Won	14
Games Won, Season	12
Games Won, Start of Season	9
Games Won, Reliever	10
Complete Games Won	7
Games Lost	17
Games Appeared	7
Complete Games	14
Shutouts	3
Shutout Innings	36
Innings, No Home Runs	105.2
Strikeouts	8
Strikeouts, Two Consecutive Games	32
Strikeouts, Three Consecutive Games	47
Saves	25

INDIVIDUAL PITCHING

Chuck Finley	1997-98 (July 1-May 2)
Jarrod Washburn	2002 (Apr. 19-July 21)
Jered Weaver (12 starts)	2006 (May 27-Aug. 18)
Darren Oliver	2008-09 (May 6-July 18)
Jack Sanford	1966 (May 6-Aug. 4)
Nolan Ryan	1973 (Aug. 29-Sept. 27)
Andy Hassler	1975-76 (May 4-July 2)
Clyde Wright	1969 (Aug. 1-9)
Frank Tanana	1977 (Apr. 29-July 3)
Nolan Ryan	1976-77 (Sept. 29-Apr. 7)
Rudy May	Apr. 23-May 4, 1973
Nolan Ryan	Aug. 22-31, 1972
Jim McGlothlin	May 28-June 7, 1967
Dean Chance	July 11-19, 1964
Jim McGlothlin	1967
Greg Minton	1988-89 (June 18-June 10)
Cam Bedrosian	2016 (July 28-Aug. 2)
Nolan Ryan	1973 (Aug. 7 at Milwaukee) 1972 (July 9 vs. Boston)
Nolan Ryan	1974 (Aug. 7 vs. CWS - 13 & Aug. 12 vs. BOS - 19)
Nolan Ryan	1974 (Aug. 12 vs. BOS - 19, Aug. 16 vs. MIL - 9 & Aug. 20 vs. DET - 19)
Francisco Rodriguez	2008 (Apr. 14-June 11)

ROOKIE SEASON

INDIVIDUAL BATTING (QUALIFIED FOR BATTING TITLE)

Highest Average	.326	2012 (Mike Trout)
Highest On-Base Percentage	.399	2012 (Mike Trout)
Highest Slugging Percentage	.564	2012 (Mike Trout)
Highest OPS	.963	2012 (Mike Trout)
Most Games	162	1964 (Bobby Knoop)
Most At-Bats	639	1987 (Devon White)
Most Runs	129	2012 (Mike Trout)
Most Hits	182	2012 (Mike Trout)
Most Multi-Hit Games	56	2012 (Mike Trout)
Most Extra-Base Hits	67	1993 (Tim Salmon)
Most Two-Base Hits	35	1993 (Tim Salmon)
Most Three-Base Hits	11	2000 (Adam Kennedy)
Most Home Runs	31	1993 (Tim Salmon)
Most Consecutive Games w/ One-or-More HR	4 (5 total)	1993 (Tim Salmon; Aug. 16-19)
Most Total Bases	315	2012 (Mike Trout)
Most Runs Batted In	100	1986 (Wally Joyner)
Most Game-Winning RBI	14	1986 (Wally Joyner)
Most Stolen Bases	49	2012 (Mike Trout)
Longest Hitting Streak	21	2004 (Robb Quinlan)
Most Sacrifice Hits	16	2001 (David Eckstein)
Most Sacrifice Flies	12	1986 (Wally Joyner)
Most Hit by Pitch	21	2001 (David Eckstein)
Most Base on Balls	82	1993 (Tim Salmon)
Most Strikeouts	139	2012 (Mike Trout)

LONGEST HITTING STREAKS IN ANGELS HISTORY

- 28 - Garret Anderson (1998)
- 25 - Rod Carew (1982)
- 23 - Garret Anderson (2008)
- Jim Edmonds (1995)
- 22 - Sandy Alomar (1970)

- 21 - Darin Erstad (2005)
- Robb Quinlan (2004)
- Randy Velarde (1996)
- Bobby Grich (1981)
- 20 - Kendrys Morales (2009)
- Vladimir Guerrero (2006)
- Tim Salmon (2003)
- Bobby Grich (1979)
- 19 - Rod Carew (1982)

- 18 - Howie Kendrick (2011)
- Torii Hunter (2011)
- David Eckstein (2004)
- Chad Curtis (1993)
- Fred Lynn (1982)
- Rod Carew (1980)
- Sandy Alomar (1971)
- Buck Rodgers (1964)

ANGELS RECORDS



ROOKIE SEASON

STARTERS [BASED ON 200-OR-MORE INNINGS PITCHED]

Lowest ERA	2.93	1965 (Marcelino Lopez)
Most Games Won	16	2014 (Matt Shoemaker)
Best Winning Pct.	800 (16-4)	2014 (Matt Shoemaker)
Consecutive Wins to Start Career	9	2006 (Jered Weaver)
Most Games Lost	19	1974 (Frank Tanana)
Fewest Games Lost	10	1987 (Willie Fraser) 1962 (Dean Chance)
Most Games ★	39	1974 (Frank Tanana)
Most Starts	36	1961 (Ken McBride)
Most Complete Games	12	1974 (Frank Tanana)
Most Innings Pitched	268.2	1974 (Frank Tanana)
Most Hits Allowed	262	1974 (Frank Tanana)
Fewest Hits Allowed	185	1965 (Marcelino Lopez)
Most Runs Allowed	113	1961 (Ken McBride)
Fewest Runs Allowed	79	1965 (Marcelino Lopez)
Most Earned Runs	97	1961 (Ken McBride)
Fewest Earned Runs	68	1962 (Dean Chance)
Most Base on Balls	122	1962 (Bo Belinsky)
Fewest Base on Balls	61	1984 (Ron Romanick)
Most Strikeouts	180	1974 (Frank Tanana) 1961 (Ken McBride)
Most Shutouts	4	1974 (Frank Tanana)
Lowest Batting Average Against233	1965 (Marcelino Lopez)
No-Hitter	Bo Belinsky	1962 (May 5 vs. BAL)

★ Tanana's total includes four relief appearances.

ROOKIE SEASON

RELIEVERS [BASED ON 40-OR-MORE GAMES]

Lowest ERA	1.31	1964 (Bob Lee)
Most Games Won	11	1979 (Mark Clear)
Most Games	75	2013 (Dane De La Rosa)
Most Saves	32	2011 (Jordan Walden)
Most Innings Pitched	114	1987 (DeWayne Buice)
Most Hits Allowed	89	1982 (Luis Sanchez)
Fewest Hits Allowed	32	2002 (Brendan Donnelly)
Most Runs Allowed	48	1979 (Mark Clear)
Fewest Runs Allowed	13	2002 (Brendan Donnelly) 1969 (Ken Tatum)
Most Earned Runs	44	1979 (Mark Clear)
Fewest Earned Runs	11	2008 (Jose Arredondo)
Most Base on Balls	68	1979 (Mark Clear)
Fewest Base on Balls	7	2016 (Deolis Guerra)
Most Strikeouts	109	1987 (DeWayne Buice)
Most Home Runs Allowed	14	2018 (Noé Ramirez)
Lowest Batting Average Against147	1995 (Troy Percival)

BEST ANGELS CAREER EARNED RUN AVERAGES (100 OR MORE GAMES STARTED)

	NAME	ERA	GS	INN	ER
1.	Andy Messersmith	2.78	123	972.1	300
2.	Dean Chance	2.83	168	1236.2	389
3.	Nolan Ryan	3.07	288	2181.1	743
4.	Frank Tanana	3.08	218	1615.1	553
5.	George Brunet	3.13	157	1047.1	364
6.	Clyde Wright	3.28	189	1403.1	512
7.	Jim McGlothlin	3.37	110	692.1	259
8.	Garrett Richards	3.54	115	744.2	293
9.	Jered Weaver	3.55	322	2025	798
10.	Kelvim Escobar	3.60	101	658	263



ANGELS IN THE POSTSEASON

The Angels celebrated their first
World Series Championship in 2002





ANGELS IN THE POSTSEASON (1979)

1979 CALIFORNIA ANGELS

Following entry into the American League as an expansion club in 1961, the first postseason berth for the Angels franchise came in 1979. The Angels featured an offense that led the American League in runs scored with 866 and registered a .282 team average, both marks establishing club records.

The magical season, considered by Owner Gene Autry as one of his proudest memories, was led by the MVP season of Don Baylor who recorded a .296 average with 36 home runs, and a league-leading 162 games played, 120 runs scored and 139 RBI. His 28 RBI in April set a league record, while his 34 RBI in July established a club record. Baylor's accomplishments led to his selection as A.L. "Player of the Month" twice in '79.

Baylor, Dan Ford (101) and Bobby Grich (101) paced the club in RBI, while Baylor, Ford (100) and Carney Lansford (114) led the club in runs scored. The season would mark the first in an Angels' uniform for future Hall of Famer Rod Carew and the last for another headed to the Hall in Nolan Ryan.

The season featured countless memorable moments, both from an individual and team perspective. During an impressive three-game series prior to the All-Star break, the Angels swept the defending World Champion New York Yankees. Ryan would be denied his fifth no-hitter with the Angels in the ninth inning of a 6-1 win, July 13. Three home runs and a five-run eighth against Cleveland, Aug. 31 aided a 9-8 win that would put the club into first to stay. Frank Tanana was on the mound Sept. 25, collecting a 4-1 division-clinching victory against Kansas City, solidifying the Angels' first trip to the American League Championship Series.

Despite leading in each of the first three games of the ALCS against Baltimore, the Angels were defeated by the Orioles, three games to one. Their performance against a club that finished regular season play with a 102-57 record was more than most expected.

In Game One at Baltimore, pinch-hitter John Lowenstein's three-run homer in the bottom of the 10th was the decisive blow in a 6-3 Baltimore win. California battled back from a 9-1 deficit in Game Two, scoring six runs in the final three innings during a 9-8 loss in Memorial Stadium.

Larry Harlow's dramatic run-scoring double in the bottom of the ninth in Anaheim in Game Three accounted for the only California win as the Orioles, behind Scott McGregor's six-hitter, won Game Four, 8-0.



A slogan often seen and heard during the 1979 campaign.



ANGELS IN THE POSTSEASON (1979)



1979 ALCS - BALTIMORE VS. CALIFORNIA (BEST-OF-FIVE)

GAME 1 - Wednesday, October 3 at Baltimore (N)

CALIFORNIA	1	0	1	0	0	1	0	0	0	0	—	3	7	1
BALTIMORE	0	0	2	1	0	0	0	0	0	3	—	6	6	0

Ryan, Montague (8), and Downing; Palmer, Stanhouse (10) and Dempsey. WP—Stanhouse. LP—Montague. GWRBI—Lowenstein. HR—Ford, Lowenstein.

Time—3:10 Attendance—52,787

GAME 2 - Thursday, October 4 at Baltimore (D)

CALIFORNIA	1	0	0	0	0	1	1	3	2	—	8	10	1
BALTIMORE	4	4	1	0	0	0	0	0	x	—	9	11	1

Frost, Clear (2), Aase (8) and Downing; Flanagan, Stanhouse (8) and Dempsey. WP—Flanagan. LP—Frost. SV—Stanhouse. GWRBI—Kelly. HR—Ford, Murray.

Time—2:51 Attendance—52,108

GAME 3 - Friday, October 5 at California (N)

BALTIMORE	0	0	0	1	0	1	1	0	0	—	3	8	3
CALIFORNIA	1	0	0	1	0	0	0	0	2	—	4	9	0

D.Martinez, Stanhouse (9) and Skaggs; Tanana, Aase (6) and Downing. WP—Aase. LP—Stanhouse. GWRBI—Harlow. HR—Baylor.

Time—2:59 Attendance—43,199

GAME 4 - Saturday, October 6 at California (D)

BALTIMORE	0	0	2	1	0	0	5	0	0	—	8	12	1
CALIFORNIA	0	0	0	0	0	0	0	0	0	—	0	6	0

McGregor and Dempsey; Knapp, LaRoche (3), Frost (4), Montague (7), Barlow (9) and Downing. WP—McGregor. LP—Knapp. GWRBI—Singleton. HR—Kelly.

Time—2:56 Attendance—43,199

ANGELS 1979 CHAMPIONSHIP SERIES STATISTICS

PLAYER-POSITION	G	AB	R	H	2B	3B	HR	RBI	AVG
Davis, ph	2	2	1	1	1	0	0	0	.500
Carew, 1b	4	17	4	7	3	0	0	1	.412
Ford, rf	4	17	2	5	1	0	2	4	.294
Lansford, 3b	4	17	2	5	0	0	0	3	.294
Miller, cf	4	16	2	4	0	0	0	0	.250
Downing, c	4	15	1	3	0	0	0	1	.200
Baylor, dh-1f	4	16	2	3	0	0	1	2	.188
Grich, 2b	4	13	0	2	1	0	0	2	.154
Harlow, lf-ph	3	8	0	1	1	0	0	1	.125
Anderson, ss	4	11	0	1	0	0	0	0	.091
Thon, pr-ss	1	0	1	0	0	0	0	0	.000
Campaneris, ss	1	0	0	0	0	0	0	0	.000
Rettenmund, ph-dh	2	2	0	0	0	0	0	0	.000
Clark, lf	1	3	0	0	0	0	0	0	.000
Totals	4	137	15	32	7	0	3	14	.234

PITCHER	G	IP	H	R	ER	BB	SO	W	L	ERA
Barlow	1	1	0	0	0	0	0	0	0	0.00
Ryan	1	7	4	3	1	3	8	0	0	1.29
Aase	2	5	4	1	1	2	6	1	0	1.80
Tanana	1	5	6	2	2	2	3	0	0	3.60
Clear	1	5.2	4	3	3	2	3	0	0	4.76
LaRoche	1	1.1	2	1	1	1	1	0	0	6.75
Knapp	1	2.1	5	2	2	1	0	0	1	7.71
Montague	2	4	4	4	4	2	2	0	1	9.00
Frost	2	4.1	8	10	9	5	1	0	1	18.69
Totals	4	35.2	37	26	23	18	24	1	3	5.80

No shutouts or saves.

CLUB POSTSEASON



ANGELS IN THE POSTSEASON (1982)

1982 CALIFORNIA ANGELS

Considered by many as the best team in club history, the 1982 Angels were a solid group of established veterans and stars. In fact, the club boasted four former American League Most Valuable Players in the lineup (Don Baylor, Rod Carew, Reggie Jackson and Fred Lynn).

The '82 version of the Angels featured a punishing offense that saw nine players register at least 100 hits. Victory was especially satisfying for manager Gene Mauch, who last tasted success with the Philadelphia Phillies in 1964. Despite winning 93 games, the race for postseason play with Kansas City came down to the second to final game of the season when the Angels defeated Texas at home, 6-4.

It was the 1982 Angels, led by Baylor, who asked to have uniform No. 26 retired in order to honor Owner Gene Autry as the 26th player on the club. The gesture came on the final day of the season.

Each of California's nine starting position players registered at least 138 games played while five of them played 150-or-more games (Brian Downing - 158, Baylor - 157, Doug DeCinces & Reggie Jackson - 153 and Tim Lincecum - 150).

Outfielder Reggie Jackson, who ended his five tumultuous years with the Yankees by signing a four-year contract with the Angels, tied for the American League lead in home runs and set an Angels' record with 39. His 101 RBI also led the club.

Mauch's Angels used power and also created the phrase "little ball" as his offense led the A.L. with 114 sacrifice bunts. While Foli (26) and Bob Boone (23) combined for 49 sacrifices, 13 other Angels totaled at least one sacrifice, including Carew and Juan Beniquez, each with 16.

Two crowds of over 64,000 per game watched the Angels jump out to a 2-0 series lead against the Milwaukee Brewers. Baylor's five RBI in Game One led to an 8-3 triumph as left-hander Tommy John tossed a complete-game seven-hitter.

The following night, right-hander Bruce Kison limited Milwaukee to five hits during a 4-2 win in a game played in two hours and six minutes. The Angels had a commanding 2-0 series lead heading to Milwaukee.

With the series seemingly under control, the LCS shifted to County Stadium where the Brewers won Game Three, 5-3, behind a solid outing from Don Sutton. A pair of three-run innings and three California errors resulted in a 9-5 setback in Game Four, setting the stage for a dramatic and decisive Game Five. Cecil Cooper's two-run single in the seventh off Luis Sanchez was the difference in a 4-3 Brewers' series clinching win.

Despite not moving on to the World Series, outfielder Fred Lynn was honored as the series Most Valuable Player with his .611 average (11/18).



L-R: Fred Lynn, Don Baylor, Reggie Jackson, Rod Carew

ANGELS IN THE POSTSEASON (1982)



1982 ALCS RECAP

CALIFORNIA ANGELS VS. MILWAUKEE BREWERS

GAME 1 - Tuesday, October 5 at California (D)

MILWAUKEE	0	2	1	0	0	0	0	0	0	0	0	—	3	7	2
CALIFORNIA	1	0	4	2	1	0	0	0	x	0	0	—	8	10	0

Caldwell, Slaton (4), Ladd (7), Bernard (8) and Simmons; John and Boone. WP—John. LP—Caldwell. GWRBI—Baylor. HR—Thomas, Lynn.
Time—2:31 Attendance—64,404

GAME 2 - Wednesday, October 6 at California (D)

MILWAUKEE	0	0	0	0	2	0	0	0	0	0	0	—	2	5	0
CALIFORNIA	0	2	1	1	0	0	0	0	0	x	0	—	4	6	0

Vuckovich and Simmons; Kison and Boone. WP—Kison. LP—Vuckovich. GWRBI—Foli. HR—Re. Jackson, Molitor.
Time—2:06 Attendance—64,179

GAME 3 - Friday, October 8 at Milwaukee (D)

CALIFORNIA	0	0	0	0	0	0	0	3	0	0	0	—	3	8	0
MILWAUKEE	0	0	0	3	0	0	2	0	x	0	0	—	5	6	0

Zahn, Witt (4), Hassler (7), and Boone; Sutton, Ladd (8) and Simmons. WP—Sutton. LP—Zahn. SV—Ladd. GWRBI—Cooper. HR—Molitor, Boone.
Time—2:41 Attendance—51,003

GAME 4 - Saturday, October 9 at Milwaukee (D)

CALIFORNIA	0	0	0	0	0	1	0	4	0	0	0	—	5	5	3
MILWAUKEE	0	3	0	3	0	1	0	2	x	0	0	—	9	9	2

John, Goltz (4), Sanchez (8), and Boone; Haas, Slaton (8) and Simmons. WP—Haas. LP—John. SV—Slaton. GWRBI—Brouhard. HR—Baylor, Brouhard.
Time—3:10 Attendance—51,003

GAME 5 - Sunday, October 10 at Milwaukee (D)

CALIFORNIA	1	0	1	1	0	0	0	0	0	0	0	—	3	11	1
MILWAUKEE	1	0	0	1	0	0	2	0	x	0	0	—	4	6	4

Kison, Sanchez (6), Hassler (7) and Boone; Vuckovich, McClure (7), Ladd (9) and Simmons. WP—McClure. LP—Sanchez. SV—Ladd. GWRBI—Cooper. HR—Oglivie.
Time—3:01 Attendance—54,968

ANGELS 1982 LEAGUE CHAMPIONSHIP SERIES

PLAYER-POSITION	G	AB	R	H	2B	3B	HR	RBI	AVG
Ro. Jackson, ph	1	1	0	1	0	0	0	0	1.000
Lynn, cf	5	18	5	11	2	0	1	5	.611
DeCinces, 3b	5	19	5	6	2	0	0	0	.316
Baylor, dh	5	17	2	5	1	1	1	10	.294
Boone, c	5	16	3	4	0	0	1	4	.250
Grich, 2b	5	15	1	3	1	0	0	1	.200
Carew, 1b	5	17	2	3	1	0	0	0	.176
Downing, lf	5	19	3	3	1	0	0	0	.158
Foli, ss	5	16	0	2	0	0	0	1	.125
Re. Jackson, rf	5	18	2	2	0	0	1	2	.111
Beniquez, lf	2	0	0	0	0	0	0	0	.000
Clark, rf	2	0	0	0	0	0	0	0	.000
TOTALS	5	157	23	40	8	1	4	23	.255

PITCHER	G	IP	H	R	ER	BB	SO	W	L	ERA
Hassler	2	2.2	0	0	0	0	2	0	0	0.00
Kison	2	14	8	4	3	3	12	1	0	1.93
John	2	12.1	11	9	7	6	6	1	1	5.11
Witt	1	3	2	2	2	2	3	0	0	6.00
Sanchez	2	2.2	4	2	2	1	1	0	1	6.75
Goltz	1	3.2	4	3	3	2	2	0	0	7.36
Zahn	1	3.2	4	3	3	1	2	0	1	7.36
TOTALS	5	42	33	23	20	15	28	2	3	4.29

No shutouts or saves.

CLUB POSTSEASON



ANGELS IN THE POSTSEASON (1986)

1986 CALIFORNIA ANGELS

The 1986 campaign was an exciting season featuring some of the most memorable performances in Club history. A dramatic American League Championship Series also resulted in one of the most memorable postseasons in baseball history.

Bolstered by several veterans such as Bob Boone, Rick Burleson, Doug DeCinces, Brian Downing, Bobby Grich and Reggie Jackson, '86 saw the emergence of a young first baseman named Wally Joyner who captivated the baseball world with his solid first-half performance after replacing the legendary Rod Carew.

An eventual runner-up in Rookie of the Year voting behind Jose Canseco, Joyner recorded a .290 average with 22 home runs and 100 RBI. His clutch hitting and spectacular defense made him a favorite among Angels' fans immediately. Fans around the country eventually showed much of the same fondness.

After finishing in second place, one game back, in 1985, the Angels vowed in spring training to make up that one game in '86. Combined with a solid offense, California's starting rotation of Kirk McCaskill (17-10), Mike Witt (18-10), Don Sutton (15-11) and John Candelaria (10-2 in 16 starts) enabled the ballclub to finish with a 92-70 record.

Defense also contributed as the Angels sported two Gold Glove winners in Bob Boone and Gary Pettis, while Dick Schofield played an equally solid shortstop.

On April 26, a game between California and Minnesota was delayed for nine minutes in the Metrodome when strong winds tore a hole in the Metrodome roof, causing suspended lights and speakers to sag toward the field. When the game resumed in the top of the ninth, California struck for a trio of two-run homers and a 7-6 win. On May 14, Jackson homered off Boston's Roger Clemens to move past Mickey Mantle on the all-time list with 537. Wally Joyner broke up Walt Terrell's bid for a no-hitter with two outs in the ninth during a 3-0 loss. For the second time in his career, Jackson hit three home runs in a game, Sept. 18 vs. Kansas City. At the age of 40 years and four months, he joined Stan Musial and Babe Ruth as the only 40-plus players to accomplish the feat.

The excitement of the regular season spilled into the ALCS as the Angels jumped out to a 3-1 series lead over Boston. An incredible come-from-behind win in Game 4 by California after trailing 3-0 in the bottom of the ninth enabled the Angels to find themselves one game away from the World Series.

With the Angels leading 5-2 in the ninth inning of Game 5, the Red Sox staged one of the most improbable comebacks in postseason history, winning 7-6 in 11 innings. After Don Baylor's ninth-inning home run pulled Boston to 5-4, Dave Henderson slammed a two-run homer off reliever Donnie Moore for a 6-5 lead. The Angels were within one strike of victory.

Despite having the score tied in the bottom of the ninth, the Red Sox were able to squeeze out of a bases-loaded, one-out situation and send the game into extra-innings. The Angels were unable to regain their magic in Games 6 & 7 in Boston as the Red Sox advanced to the World Series where they would later experience some of the same heartbreak that befell the Angels.



1986 California Angels

ANGELS IN THE POSTSEASON (1986)



1986 ALCS RECAP

CALIFORNIA ANGELS VS. BOSTON RED SOX

GAME 1 - Tuesday, October 7 at Boston (N)

CALIFORNIA	0	4	1	0	0	0	0	0	3	0	—	8	11	0
BOSTON	0	0	0	0	0	1	0	0	0	0	—	1	5	1

Witt and Boone; Clemens, Sambito (8), Stanley (8) and Gedman. WP—Witt. LP—Clemens. GWRBI—Jones.
Time—2:52 Attendance—32,993

GAME 2 - Wednesday, October 8 at Boston (D)

CALIFORNIA	0	0	0	1	1	0	0	0	0	0	—	2	11	3
BOSTON	1	1	0	0	1	0	3	3	x	—	—	9	13	2

McCaskill, Lucas (8), Corbett (8) and Boone; Hurst and Gedman. WP—Hurst. LP—McCaskill. GWRBI—Dw. Evans. HR—Joyner, Rice.
Time—2:47 Attendance—32,786

GAME 3 - Friday, October 10 at California (D)

BOSTON	0	1	0	0	0	0	0	2	0	—	—	3	9	1
CALIFORNIA	0	0	0	0	0	1	3	1	x	—	—	5	8	0

Boyd, Sambito (7), Schiraldi (8) and Gedman; Candelaria, Moore (8) and Boone. WP—Candelaria. LP—Boyd. SV—Moore. GWRBI—Schofield. HR—Schofield, Pettis.
Time—2:48 Attendance—64,206

GAME 4 - Saturday, October 11 at California (D)

BOSTON	0	0	0	0	0	1	0	2	0	0	0	—	3	6	1
CALIFORNIA	0	0	0	0	0	0	0	0	3	0	1	—	4	11	2

Clemens, Schiraldi (9) and Gedman; Sutton, Lucas (7), Finley (8), Corbett (8), Boone and Narron (11). WP—Corbett. LP—Schiraldi. GWRBI—Grich. HR—DeCinces.
Time—3:50 Attendance—64,223

GAME 5 - Sunday, October 12 at California (D)

BOSTON	0	2	0	0	0	0	0	0	4	0	1	—	7	12	0
CALIFORNIA	0	0	1	0	0	2	2	0	1	0	0	—	6	13	0

Hurst, Stanley (7), Sambito (9), Schiraldi (11) and Gedman; Witt, Lucas (9), Moore (9), Finley (11), Boone and Narron (10). WP—Crawford. LP—Moore. S—Schiraldi. GWRBI—D. Henderson. HR—Gedman, Baylor, D. Henderson, Boone, Grich.
Time—3:54 Attendance—64,223

GAME 6 - Tuesday, October 14 at Boston (D)

CALIFORNIA	2	0	0	0	0	0	1	1	0	—	—	4	11	1
BOSTON	2	0	5	0	1	0	2	0	x	—	—	10	16	1

McCaskill, Lucas (3), Corbett (4), Finley (7), Boone and Narron (8); Boyd, Stanley (8) and Gedman. WP—Boyd. LP—McCaskill. GWRBI—Barrett. HR—Downing.
Time—3:23 Attendance—32,998

GAME 7 - Wednesday, October 15 at Boston (D)

CALIFORNIA	0	0	0	0	0	0	0	1	0	—	—	1	6	2
BOSTON	0	3	0	4	0	0	1	0	x	—	—	8	8	1

Candelaria, Sutton (4), Moore (8) and Boone; Clemens, Schiraldi (8) and Gedman. WP—Clemens. LP—Candelaria. GWRBI—Gedman. HR—Rice, Dw. Evans.
Time—2:39 Attendance—33,001

ANGELS 1986 LEAGUE CHAMPIONSHIP SERIES

PLAYER-POSITION	G	AB	R	H	2B	3B	HR	RBI	AVG
Boone, c	7	22	4	10	0	0	1	2	.455
Burleson, ph-dh-2b	4	11	0	3	0	0	0	0	.273
DeCinces, 3b	7	32	2	9	3	0	1	3	.281
Downing, lf	7	27	2	6	0	0	1	7	.222
Grich, 2b-1b	6	24	1	5	0	0	1	3	.208
Hendrick, rf-1b	3	12	0	1	0	0	0	0	.083
Howell, ph	2	1	0	0	0	0	0	0	.000
Re. Jackson, dh	6	26	2	5	2	0	0	2	.192
Jones, rf-pr	6	17	4	3	1	0	0	2	.176
Joyner, 1b	3	11	3	5	2	0	1	2	.455
Narron, c-ph	4	2	1	1	0	0	0	0	.500
Pettis, cf	7	26	4	9	1	0	1	4	.346
Schofield, ss	7	30	4	9	1	0	1	2	.300
White, rf-pr	4	2	2	1	0	0	0	0	.500
Wilfong, 2b-ph	4	13	1	4	1	0	0	2	.308
TOTALS	7	256	30	71	11	0	7	29	.277

PITCHER	G	IP	H	R	ER	BB	SO	W	L	ERA
Candelaria	2	10.2	11	8	1	6	7	1	1	0.84
Corbett	3	6.2	9	4	4	2	2	1	0	5.40
Finley	3	2	1	0	0	0	1	0	0	0.00
Lucas	4	2.1	3	3	3	1	2	0	0	11.57
McCaskill	2	9.1	16	13	8	5	7	0	2	7.71
Moore	3	5	8	4	4	2	0	0	1	7.20
Ruhle	1	.2	2	2	1	0	0	0	0	13.50
Sutton	2	9.2	6	2	2	1	4	0	0	1.86
Witt	2	17.2	13	5	5	2	8	1	0	2.55
TOTALS	7	64	69	41	28	19	31	3	4	3.94

No shutouts. Saves—Moore.



ANGELS IN THE POSTSEASON (2002)

2002 SEASON

The Angels finished the 2002 campaign with a 99-63 record, claiming the American League Wild Card, finishing four games behind Oakland in the Western Division. The Club's 99 wins established a franchise record (surpassed in 2008 with 100). On April 23, the Halos sat at 6-14 (worst start in club history after 20 games), 10.5 games behind Seattle. After that, the Angels were 44 games above .500 (93-49) over their final 142 games.

SEASON NOTES: Angels tallied 43 comeback wins, 12 when trailing after six innings...Club posted three win streaks of eight-or-more games for first time in Club history...Halos finished first in A.L. with a Club-record tying .282 batting average (also 1979)...Angels finished with a 3.69 ERA, ranking second in Junior Circuit (Oakland, 3.68) and first in saves with a Club-record 54...Troy Percival led the way with 40 saves...Relievers posted a 27-16 mark and 2.98 ERA, the best ERA in the A.L. and second in MLB (Atlanta)...Jarrod Washburn set a club record for road wins (13) and the longest single-season win streak (12, Apr. 19-July 21)...Garret Anderson finished with a .306 average (194/638), 93 runs scored, 56 doubles, three triples, 29 home runs, 123 RBI, 30 walks and six stolen bases in 158 games to be named as team MVP, finishing fourth in A.L. MVP voting.

POSTSEASON

ALDS: In their first postseason appearance in 16 years, the Angels defeated the New York Yankees in the Division Series (three games to one) to claim the first postseason series victory in club history. The Angels dropped Game 1 in New York before rolling off three consecutive wins to move to the Championship Series. The offense scored 31 runs in four games and hit .376 (56-for-149), a record for a team in any postseason series.

SERIES NOTES: In Game 1, Troy Glaus became the first Angel to collect two home runs in a postseason game and seventh player in Major League history to accomplish the feat in his first career playoff game...Francisco Rodriguez became the second pitcher in MLB history to win two playoff games before the age of 21 (also Fernando Valenzuela in 1981)...Rodriguez also became the first pitcher in MLB history to win two postseason games without owning a regular season victory...In Game 4, the club set a Division Series single-inning record with eight runs on a Major League postseason record 10 hits (also set by Philadelphia A's in Game 4 of 1929 World Series) during the fifth frame.

ALCS: The Angels defeated the Minnesota Twins (four games to one) to claim their first ever pennant and earn a spot in the Fall Classic. The franchise, established in 1961, had been tied with the Senators/Rangers franchise for longest tenure by an expansion team without reaching the World Series. It marked the first time in the history of the best-of-seven format that a team won four straight games after losing the opener in a Championship Series.

SERIES NOTES: Francisco Rodriguez became the first pitcher in Major League history to win his first three games in postseason play...In Game 5, the Angels scored 10 runs on 10 hits in the 7th inning establishing or tying several postseason records during the frame, including postseason marks for runs in an inning, singles in an inning and plate appearances in an inning...Adam Kennedy was named Most Valuable Player of the ALCS, the second Angel to be named ALCS MVP (also Fred Lynn in 1982 ALCS, the only MVP in ALCS history from the losing team)...Kennedy became the third player in history to hit three home runs in an LCS contest in Game 5, the sixth time in postseason history that a player homered three times in a contest...The Angels' bullpen combined to allow four runs in 14.1 innings in the series, fanning 18 batters...Halo pitchers did not allow a home run in the series.

WORLD SERIES: The All-California Series matched the Angels with the San Francisco Giants in the 99th edition of the Fall Classic. 42 years of waiting for a World Series crown came to a close for Angels fans in Game 7 when Darin Erstad caught Kenny Lofton's fly ball with two on and two out in the top of the ninth inning to preserve the Angels 4-1 series clinching victory in front of 44,598 raucous fans. Game 7 win was keyed by Garret Anderson's three-run double in the third inning. John Lackey received the win, becoming just the second rookie pitcher to win Game 7 of the World Series (also accomplished by Babe Adams with Pittsburgh in 1909).

SERIES NOTES: At 20 years, 286 days, Francisco Rodriguez became the youngest pitcher ever to win a World Series contest in Game 2...The win was his fifth of postseason, tying Randy Johnson (2001) for the most ever in a single postseason...In Game 6, Angels' 6-5 comeback win was biggest ever by a team facing Series elimination...It marked second time in 2002 postseason the Club overcame a five-run deficit to win (also trailed 6-1 in Game 3 of ALDS to NYY and won 9-6), the first team ever to rally from two five-run deficits in a single postseason...With his three-run homer in the seventh inning of Game 6, Scott Spiezio tied Cleveland's Sandy Alomar Jr. (1997) for most RBI (19) in a single postseason...Angels' manager Mike Scioscia became the 28th individual to play for and manage a World Series Championship team...Angels became the first team since 1912 Boston Red Sox to win World Series with no players with previous World Series experience...Halo third baseman Troy Glaus was named MVP of the Fall Classic after hitting .385 (10/26) with seven runs, three doubles, three home runs and eight RBI in seven games - sixth player to hit a pair of home runs in his first World Series game.

DID YOU KNOW? The Angels finished with an 8-1 record at home during postseason play in 2002.



A jubilant Troy Percival and Bengie Molina commence celebration of the Angels' first world title.

CLUB POSTSEASON

ANGELS IN THE POSTSEASON (2002)



2002 ALDS RECAP ANAHEIM ANGELS VS. NEW YORK YANKEES Oct. 1-5, 2002



GAME 1 - Tuesday, October 1 at Bronx (N)

ANAHEIM	0	0	1	0	2	1	0	1	0	—	5	12	0
NEW YORK	1	0	0	2	1	0	0	4	X	—	8	8	1

E: Posada. DP: Anaheim 4; New York 2. LOB: Anaheim 8; New York 0. HR: Jeter (off Washburn), Giambi (off Washburn), White (off Washburn), Glaus 2 (off Clemens, off Mendoza), Williams (off Donnelly). SB: Erstad, Eckstein; Soriano. S: Erstad. GIDP: Anderson, Fullmer; Williams, Soriano, Posada, Giambi.

WP - Karsay, LP - Weber, S - Rivera. T—3:27 A—56,710

GAME 2 - Wednesday, October 2 at Bronx (N)

ANAHEIM	1	2	1	0	0	0	0	3	1	—	8	17	1
NEW YORK	0	0	1	2	0	2	0	0	1	—	6	12	1

E: Gil; Jeter. DP: New York 1. LOB: Anaheim 8; New York 11. HR: Salmon (off Pettitte), Spiezio (off Pettitte), Jeter (off Applier), Soriano (off Rodriguez), Anderson (off Hernandez), Glaus (off Hernandez). SB: Figgins. SF: Kennedy. HB: by Applier (Mondesi), by Percival (Soriano).

WP - Rodriguez, LP - Hernandez, S - Percival. T—4:11A—56,695

GAME 3 - Friday, October 4 at Anaheim (N)

NEW YORK	3	0	3	0	0	0	0	0	0	—	6	6	0
ANAHEIM	0	1	2	1	0	1	1	3	X	—	9	12	0

LOB: New York 6; Anaheim 8. HR: Kennedy (off Mussina), Salmon (off Karsay). SB: Kennedy. S: BMolina, Eckstein. SF: Posada, Ventura; Kennedy. HB: by Mussina (Glaus), by Weaver (Eckstein); by Ortiz (Mondesi). WP: Ortiz.

WP - Rodriguez, LP - Stanton, S - Percival. T—3:52 A—45,072

GAME 4 - Saturday, October 5 at Anaheim (D)

NEW YORK	0	1	0	0	1	1	1	0	1	—	5	12	2
ANAHEIM	0	0	1	0	8	0	0	0	X	—	9	15	1

E: Soriano, Wells; Glaus. DP: New York 2; Anaheim 2. LOB: New York 11; Anaheim 6. HR: Wooten (off Wells), Posada (off Donnelly). S: BMolina. SF: Jeter. GIDP: Williams, Ventura; Erstad 2. HB: by Washburn (Giambi). WP: Rodriguez.

WP - Washburn, LP - Wells. T—3:37 A—45,067

ANGELS 2002 DIVISION SERIES

PLAYER	AVG	G	AB	R	H	TB	2B	3B	HR	RBI	SH	SF	HP	BB	IBB	SO	SB	CS	GI	
																			DP	E
Anderson, G	.389	4	18	5	7	12	2	0	1	4	0	0	0	1	0	3	0	0	1	0
Eckstein, D	.278	4	18	2	5	5	0	0	0	1	1	0	1	0	0	1	0	0	0	0
Erstad, D	.421	4	19	4	8	10	2	0	0	2	1	0	0	0	1	1	0	2	0	0
Figgins, C	.000	1	0	1	0	0	0	0	0	0	0	0	0	0	0	1	0	0	0	0
Fullmer, B	.286	3	7	1	2	3	1	0	0	0	0	0	0	1	1	1	0	0	1	0
Gil, B	.800	2	5	1	4	4	0	0	0	1	0	0	0	0	0	0	0	0	0	1
Glaus, T	.313	4	16	4	5	14	0	0	3	3	0	0	1	1	1	3	0	0	0	1
Kennedy, A	.500	4	8	4	4	8	1	0	1	3	0	2	0	1	0	2	1	0	0	0
Molina, B	.267	4	15	0	4	6	2	0	0	2	2	0	0	0	1	0	0	0	1	0
Molina, J	.000	0	0	0	0	0	0	0	0	0	0	0	0	0	0	0	0	0	0	0
Ochoa, A	.000	3	0	0	0	0	0	0	0	0	0	0	0	0	0	0	0	0	0	0
Palmeiro, O	.000	0	0	0	0	0	0	0	0	0	0	0	0	0	0	0	0	0	0	0
Salmon, T	.263	4	19	3	5	12	1	0	2	7	0	0	0	1	0	5	0	0	0	0
Spiezio, S	.400	4	15	2	6	10	1	0	1	6	0	0	0	2	0	1	0	0	0	0
Wooten, S	.667	3	9	4	6	9	0	0	1	2	0	0	0	0	0	1	0	0	0	0
TOTALS	.376	4	149	31	56	93	10	0	9	31	4	2	2	7	2	18	4	0	0	5

PITCHER	W	L	ERA	G	GS	CG	GF	SHO	SV	IP	H	R	ER	HR	HB	BB	IBB	SO	WP	BK	OPP
																					AVG
Applier, K	0	0	5.40	1	1	0	0	0	0	5.0	5	3	3	1	1	3	0	3	0	0	.250
Donnelly, B	0	0	13.50	3	0	0	1	0	0	2.0	3	3	3	2	1	0	0	2	0	0	.333
Lackey, J	0	0	0.00	1	0	0	0	0	0	3.0	3	0	0	0	0	1	0	3	0	0	.250
Ortiz, R	0	0	20.25	1	1	0	0	0	0	2.2	3	6	6	0	1	4	0	1	1	0	.333
Percival, T	0	0	5.40	3	0	0	3	0	2	3.1	6	2	2	0	1	0	0	4	0	0	.375
Rodriguez, F	2	0	3.18	3	0	0	0	0	0	5.2	2	2	2	1	0	2	0	8	1	0	.105
Schoeneweis, S	0	0	27.00	3	0	0	0	0	0	0.1	2	1	1	0	0	0	0	0	0	0	.667
Shields, S	0	0	---	0	0	0	0	0	0	0.0	0	0	0	0	0	0	0	0	0	0	.000
Washburn, J	1	0	3.75	2	2	0	0	0	0	12.0	12	6	5	3	1	3	0	4	0	0	.286
Weber, B	0	1	18.00	2	0	0	0	0	0	1.0	2	2	2	0	0	2	0	0	0	0	.400
TOTALS	3	1	6.17	4	4	0	4	0	2	35.0	38	25	24	7	4	16	0	25	2	0	.281



ANGELS IN THE POSTSEASON (2002)



2002 ALCS RECAP ANAHEIM ANGELS VS. MINNESOTA TWINS Oct. 8-13, 2002



GAME 1 - Tuesday, October 8 at Minnesota (N)

ANAHEIM	0	0	1	0	0	0	0	0	0	0	0	0	0	0	0	0	0	0	0	0	—	1	4	0
MINNESOTA	0	1	0	0	0	1	0	0	0	0	0	0	0	0	0	0	0	0	0	0	—	2	5	1

E: Guzman. DP: Minnesota 1. LOB: Anaheim 4; Minnesota 7. S: Hunter. SF: Pierzynski. GDP: Salmon. HB: by Donnelly (Guzman). WP: Appier.
WP - Mays, LP - Appier, S - Guardado.
T—2:58 A—55,562

GAME 2 - Wednesday, October 9 at Minnesota (N)

ANAHEIM	1	3	0	0	0	2	0	0	0	0	0	0	0	0	0	0	0	0	0	—	6	10	0
MINNESOTA	0	0	0	0	0	3	0	0	0	0	0	0	0	0	0	0	0	0	0	—	3	11	1

E: Pierzynski. DP: Anaheim 2. LOB: Anaheim 6; Minnesota 7. HR: Erstad (off Reed), Fullmer (off Reed). SB: Spiezio, Kennedy. GDP: Hunter, Rivas.
WP: Santana. WP - ROrtiz, LP - Reed, S - Percival.
T—3:13 A—55,990

GAME 3 - Friday, October 11 at Anaheim (N)

MINNESOTA	0	0	0	0	0	0	0	0	0	1	0	0	0	0	0	0	0	0	0	—	1	6	0
ANAHEIM	0	1	0	0	0	0	0	0	0	1	0	X	0	0	0	0	0	0	0	—	2	7	2

E: Eckstein, Gil. LOB: Minnesota 7; Anaheim 9. HR: Anderson (off Milton), Glaus (off Romero). SB: Mohr. S: Gil. WP: Santana. WP - Rodriguez, LP - Romero, S - Percival.
T—3:13 A—44,234

GAME 4 - Saturday, October 12 at Anaheim (N)

MINNESOTA	0	0	0	0	0	0	0	0	0	0	0	1	0	0	0	0	0	0	0	—	1	6	2
ANAHEIM	0	0	0	0	0	0	0	0	0	2	5	X	0	0	0	0	0	0	0	—	7	10	0

E: Pierzynski, Santana. DP: Minnesota 1. LOB: Minnesota 4; Anaheim 5. SB: Erstad. CS: Pierzynski. S: Kennedy. HB: by Radke (BMolina). WP - Lackey, LP - Radke.
T—2:49 A—44,830

GAME 5 - Sunday, October 13 at Anaheim (D)

MINNESOTA	1	1	0	0	0	0	0	0	0	3	0	0	0	0	0	0	0	0	0	—	5	9	0
ANAHEIM	0	0	1	0	2	0	0	0	0	10	0	X	0	0	0	0	0	0	0	—	13	18	0

DP: Minnesota 2; Anaheim 2. LOB: Minnesota 3; Anaheim 5. HR: Kennedy 3 (off Mays 2, off Santana), Spiezio (off Mays). CS: Anderson. S: Guzman. SF: Jones. HB: by Wells (Eckstein). WP: Romero; Appier, Donnelly, Rodriguez. WP - Rodriguez, LP - Santana.
T—3:30 A—44,835

ANGELS 2002 LEAGUE CHAMPIONSHIP

PLAYER	AVG	G	AB	R	H	TB	2B	3B	HR	RBI	SH	SF	HP	BB	IBB	SO	SB	CS	GDP	E
Anderson, G	.250	5	20	3	5	9	1	0	1	3	0	0	0	1	0	0	0	1	0	0
Eckstein, D	.286	5	21	1	6	6	0	0	0	2	0	0	1	0	0	2	0	0	0	1
Erstad, D	.364	5	22	4	8	11	0	0	1	2	0	0	0	0	0	3	1	0	0	0
Figgins, C	.000	3	1	2	1	1	0	0	0	0	0	0	0	0	0	0	0	0	0	0
Fullmer, R	.333	4	12	2	4	9	2	0	1	4	0	0	0	0	0	2	0	0	0	1
Gil, B	.000	1	2	0	0	0	0	0	0	0	1	0	0	0	0	0	1	0	0	1
Glaus, T	.316	5	19	4	6	11	0	1	1	2	0	0	0	2	0	5	0	0	0	0
Kennedy, A	.357	4	14	5	5	14	0	0	3	5	1	0	0	0	0	2	1	0	0	0
Molina, B	.214	5	14	0	3	5	0	1	0	2	0	0	1	1	0	2	0	0	0	0
Molina, J	.000	3	1	0	0	0	0	0	0	0	0	0	0	0	0	0	0	0	0	0
Ochoa, A	.000	4	4	2	0	0	0	0	0	0	0	0	0	0	0	3	0	0	0	0
Palmeiro, O	.000	2	2	0	0	0	0	0	0	0	0	0	0	0	0	1	0	0	0	0
Salmon, T	.214	5	14	0	3	3	0	0	0	0	0	0	0	3	0	1	0	0	1	0
Spiezio, S	.353	5	17	5	6	11	2	0	1	5	0	0	0	2	1	1	1	0	0	0
Wooten, S	.250	3	8	1	2	2	0	0	0	1	0	0	0	0	0	3	0	0	0	0
TOTALS	.287	5	171	29	49	82	5	2	8	26	2	0	2	9	1	26	3	1	2	2

PITCHER	W	L	ERA	G	GS	CG	GF	SHO	SV	IP	H	R	ER	HR	HB	BB	IBB	SO	WP	BK	AVG
Appier, K	0	1	3.48	2	2	0	0	0	0	10.1	10	4	4	0	0	4	0	3	2	0	.278
Donnelly, B	0	0	8.10	3	0	0	0	0	0	3.1	3	3	3	0	1	0	0	5	1	0	.231
Lackey, J	1	0	0.00	1	1	0	0	0	0	7.0	3	0	0	0	0	0	0	7	0	0	.130
Ortiz, R	1	0	5.06	1	1	0	0	0	0	5.1	10	3	3	0	0	1	0	3	0	0	.435
Percival, T	0	0	0.00	3	0	0	3	0	2	3.1	0	0	0	0	0	0	0	3	0	0	.000
Rodriguez, F	2	0	0.00	4	0	0	0	0	0	4.1	2	0	0	0	0	2	0	7	1	0	.143
Schoeneweis, S	0	0	0.00	1	0	0	0	0	0	0.2	0	0	0	0	0	0	0	0	0	0	.000
Shields, S	0	0	---	0	0	0	0	0	0	0.0	0	0	0	0	0	0	0	0	0	0	.000
Washburn, J	0	0	1.29	1	1	0	0	0	0	7.0	6	1	1	0	0	0	0	7	0	0	.207
Weber, B	0	0	3.38	3	0	0	2	0	0	2.2	3	1	1	0	0	0	0	3	0	0	.300
TOTALS	4	1	2.45	5	5	0	5	0	2	44.0	37	12	12	0	1	7	0	38	4	0	.231

CLUB POSTSEASON

ANGELS IN THE POSTSEASON (2002)



2002 WORLD SERIES RECAP SAN FRANCISCO GIANTS VS. ANAHEIM ANGELS Oct. 19-27, 2002



GAME 1 - Saturday, October 19 at Anaheim (N)

SAN FRANCISCO	0	2	0	0	0	2	0	0	0	0	0	0	—	4	6	0
ANAHEIM	0	1	0	0	0	0	2	0	0	0	0	0	—	3	9	0

LOB: San Francisco 5; Anaheim 8. HR: Bonds (off Washburn), Sanders (off Washburn), Snow (off Washburn); Glaus 2 (off Schmidt). SB: Fullmer. SH: Lofton.

WP - Schmidt, LP - Washburn, S - Nen. T—3:44 A—44,603

GAME 2 - Sunday, October 20 at Anaheim (N)

SAN FRANCISCO	0	4	1	0	4	0	0	0	0	1	—	10	12	1
ANAHEIM	5	2	0	0	1	1	0	2	X	—	—	11	16	1

E: Lofton; Anderson. DP: San Francisco 1; Anaheim 1. LOB: San Francisco 4; Anaheim 5. HR: Kent (off Applier), Sanders (off Applier), Bell (off Applier), Salmon 2 (off Ortiz, FeRodriguez), Bonds (off Percival). SB: Sanders; Fullmer, Spiezio. SF: Spiezio. GIDP: BMolina. PB: Santiago.

WP - FrRodriguez, LP - FeRodriguez, S - Percival. T—3:57 A—44,584

GAME 3 - Tuesday, October 22 at San Francisco (N)

ANAHEIM	0	0	4	4	0	1	0	1	0	—	10	16	0
SAN FRANCISCO	1	0	0	0	3	0	0	0	0	—	4	6	2

E: Bell, Santiago. DP: Anaheim 1; San Francisco 1. LOB: Anaheim 15; San Francisco 7. HR: Aurilia (off RaOrtiz), Bonds (off RaOrtiz). SB: Erstad, Salmon; Lofton. S: Hernandez. GIDP: Spiezio; Bell. HB: by Fultz (Kennedy).

WP - RaOrtiz, LP - Hernandez. T—3:37 A—42,707

GAME 4 - Wednesday, October 23 at San Francisco (N)

ANAHEIM	0	1	2	0	0	0	0	0	0	—	3	10	1
SAN FRANCISCO	0	0	0	0	3	0	0	1	X	—	4	12	1

E: Salmon; Bell. DP: Anaheim 3; San Francisco 3. LOB: Anaheim 5; San Francisco 8. HR: Glaus (off Rueter). SB: Goodwin. CS: Bell. SF: Eckstein; Kent. PB: BMolina.

WP - Worrell, LP - FrRodriguez, S - Nen. T—3:02 A—42,703

GAME 5 - Thursday, October 24 at San Francisco (N)

ANAHEIM	0	0	0	0	3	1	0	0	0	—	4	10	2
SAN FRANCISCO	3	3	0	0	0	2	4	4	X	—	16	16	0

E: Erstad, Glaus. LOB: Anaheim 9; San Francisco 8. HR: Kent 2 (off Weber, off Shields), Aurilia (off Shields). SB: Eckstein. S: Schmidt, Shinjo. SF: Erstad; Santiago, Sanders. HB: by Weber (Bell). WP: Schmidt.

WP - Zerbe, LP - Washburn. T—3:53 A—42,713

GAME 6 - Saturday, October 26 at Anaheim (N)

SAN FRANCISCO	0	0	0	0	3	1	1	0	0	—	5	8	1
ANAHEIM	0	0	0	0	0	0	3	3	X	—	6	10	1

E: Bonds; BMolina. DP: San Francisco 1; Anaheim 1. LOB: San Francisco 6; Anaheim 6. HR: Dunston (off Applier), Bonds (off FrRodriguez), Spiezio (off FeRodriguez), Erstad (off Worrell). SB: Lofton 2. S: JMolina. GIDP: Santiago; Anderson. WP: FrRodriguez.

WP - Donnelly, LP - Worrell, S - Percival. T—3:48 A—44,506

GAME 7 - Sunday, October 27 at Anaheim (N)

SAN FRANCISCO	0	1	0	0	0	0	0	0	0	—	1	6	0
ANAHEIM	0	1	3	0	0	0	0	0	X	—	4	5	0

DP: San Francisco 1. LOB: San Francisco 9; Anaheim 6. S: Erstad. SF: Sanders. HB: by Hernandez (Salmon).

WP - Lackey, LP - Hernandez, S - Percival. T—3:16 A—44,598





ANGELS IN THE POSTSEASON (2002)

ANGELS 2002 WORLD SERIES

PLAYER	AVG	G	AB	R	H	TB	2B	3B	HR	RBI	SH	SF	HP	BB	IBB	SO	SB	CS	GDP	E
Anderson, G	.281	7	32	3	9	10	1	0	0	6	0	0	0	0	0	3	0	0	1	1
Eckstein, D	.310	7	29	6	9	9	0	0	0	3	0	1	0	3	0	2	1	0	0	0
Erstad, D	.300	7	30	6	9	15	3	0	1	3	1	1	0	1	0	4	1	0	0	1
Figgins, C	.000	2	0	1	0	0	0	0	0	0	0	0	0	0	0	0	0	0	0	0
Fullmer, B	.267	5	15	3	4	4	0	0	0	1	0	0	0	2	0	2	2	0	1	0
Gil, B	.800	3	5	1	4	5	1	0	0	0	0	0	0	0	0	1	0	0	0	0
Glaus, T	.385	7	26	7	10	22	3	0	3	8	0	0	0	4	1	6	0	0	1	1
Kennedy, A	.280	7	25	1	7	9	2	0	0	2	0	0	1	0	0	7	0	0	0	0
Molina, B	.286	7	21	2	6	8	2	0	0	2	0	0	0	3	2	1	0	0	2	1
Molina, J	.000	3	0	0	0	0	0	0	0	0	1	0	0	0	0	0	0	0	0	0
Ochoa, A	.000	5	1	0	0	0	0	0	0	0	0	0	0	0	0	0	0	0	0	0
Palmeiro, O	.250	4	4	1	1	2	1	0	0	0	0	0	0	0	0	2	0	0	0	0
Salmon, T	.346	7	26	7	9	16	1	0	2	5	0	0	1	4	1	7	1	0	0	1
Spiezio, S	.261	7	23	3	6	12	1	1	1	8	0	1	0	6	1	1	1	0	1	0
Wooten, S	.500	3	2	0	1	1	0	0	0	0	0	0	0	0	0	0	0	0	0	0
Lackey, J	.500	3	2	0	1	1	0	0	0	0	0	0	0	0	0	0	0	0	0	0
Ortiz, R	.000	1	3	0	0	0	0	0	0	0	0	0	0	0	0	2	0	0	0	0
Washburn, J	.000	2	1	0	0	0	0	0	0	0	0	0	0	0	0	0	0	0	0	0
PITCHERS	.167	7	6	0	1	1	0	0	0	0	0	0	0	0	0	2	0	0	0	0
TOTALS	.310	7	245	41	76	114	15	1	7	38	2	3	2	23	5	38	6	0	6	5

PITCHER	W	L	ERA	G	GS	CG	GF	SHO	SV	IP	H	R	ER	HR	HB	BB	IBB	SO	WP	BK	OPP AVG
Appier, K	0	0	11.37	2	2	0	0	0	0	6.1	9	8	8	4	0	5	1	4	0	0	.333
Donnelly, B	1	0	0.00	5	0	0	0	0	0	7.2	1	0	0	0	0	4	0	6	0	0	.042
Lackey, J	1	0	4.38	3	2	0	0	0	0	12.1	15	6	6	0	0	5	4	7	0	0	.319
Ortiz, R	1	0	7.20	1	1	0	0	0	0	5	5	4	4	2	0	4	1	3	0	0	.263
Percival, T	0	0	3.00	3	0	0	3	0	3	3	2	1	1	1	0	1	0	3	0	0	.182
Rodriguez, F	1	1	2.08	4	0	0	1	0	0	8.2	6	3	2	1	0	1	0	13	1	0	.194
Schoeneweis, S	0	0	0.00	2	0	0	1	0	0	2	1	0	0	0	0	1	0	2	0	0	.167
Shields, S	0	0	5.40	1	0	0	1	0	0	1.2	5	5	1	2	0	0	0	1	0	0	.455
Washburn, J	0	2	9.31	2	2	0	0	0	0	9.2	12	10	10	3	0	7	2	6	0	0	.324
Weber, B	0	0	13.50	4	0	0	1	0	0	4.2	10	7	7	1	1	2	1	5	0	0	.455
TOTALS	4	3	5.75	7	7	0	7	0	3	61	66	44	39	14	1	30	9	50	1	0	.281

CLUB POSTSEASON



ANGELS IN THE POSTSEASON 2002



ANGELS 2002 CUMULATIVE POSTSEASON STATISTICS

PLAYER	AVG	G	AB	R	H	TB	2B	3B	HR	RBI	SH	SF	HP	BB	IBB	SO	SB	CS	GIDP	E	SLG	PINCH HIT				
																						OBP	AB	H	HR	RBI
Anderson, G	.300	16	70	11	21	31	4	0	2	13	0	0	0	2	0	6	0	1	2	1	.443	.319	0	0	0	0
Eckstein, D	.294	16	68	9	20	20	0	0	6	1	1	2	3	0	4	2	0	0	1	.294	.338	0	0	0	0	
Erstad, D	.352	16	71	14	25	36	5	0	2	7	2	1	0	1	0	8	3	0	2	1	.507	.356	0	0	0	0
Figgins, C	1.000	6	1	4	1	1	0	0	0	0	0	0	0	0	0	1	0	0	0	1.000	1.000	0	0	0	0	
Fullmer, B	.294	12	34	6	10	16	3	0	1	5	0	0	3	1	5	2	0	3	0	.471	.351	1	0	0	0	
Gil, B	.667	6	12	2	8	9	1	0	0	1	1	0	0	0	2	0	0	0	2	.750	.667	2	2	0	0	
Glaus, T	.344	16	61	15	21	47	3	1	7	13	0	0	1	7	2	14	0	0	1	2	.770	.420	0	0	0	0
Kennedy, A	.340	15	47	10	16	31	3	0	4	10	1	2	1	0	0	11	2	0	0	.660	.353	3	1	0	0	
Molina, B	.260	16	50	2	13	19	4	1	0	6	2	0	1	4	2	4	0	0	3	1	.380	.327	0	0	0	0
Molina, J	.000	6	1	0	0	0	0	0	0	1	0	0	0	0	0	0	0	0	0	.000	.000	0	0	0	0	
Ochoa, A	.000	12	5	2	0	0	0	0	0	0	0	0	0	0	0	3	0	0	0	.000	.000	1	0	0	0	
Palmeiro, O	.167	6	6	1	1	2	1	0	0	0	0	0	0	0	0	3	0	0	0	.333	.167	5	1	0	0	
Salmon, T	.288	16	59	10	17	31	2	0	4	12	0	0	1	8	1	13	1	0	1	1	.525	.382	0	0	0	0
Wooten, S	.474	9	19	5	9	12	0	0	1	3	0	0	0	0	0	4	0	0	0	.632	.474	4	0	0	0	
Lackey, J	.500	5	2	0	1	1	0	0	0	0	0	0	0	0	0	0	0	0	0	.500	.500	0	0	0	0	
Ortiz, R	.000	3	3	0	0	0	0	0	0	0	0	0	0	0	0	2	0	0	0	.000	.000	0	0	0	0	
Washburn, J	.000	5	1	0	0	0	0	0	0	0	0	0	0	0	0	0	0	0	0	.000	.000	0	0	0	0	
ANGELS	.320	16	565	101	181	289	30	3	24	95	8	5	6	39	8	82	13	1	13	9	.512	.367	16	4	0	0
OPPONENTS	.266	16	530	81	141	226	20	1	21	77	6	9	6	53	9	113	7	2	14	13	.426	.334	18	0	0	1
DH	.360	7	50	12	18	27	3	0	2	8	0	0	0	3	1	9	3	0	2	0	.540	.396	3	0	0	0

PITCHER	W	L	ERA	G	GS	CG	GF	SHO	SV	IP	H	R	ER	HR	HB	BB	IBB	SO	WP	BK	OPP	AVG
Donnelly, B	1	0	4.15	11	0	0	1	0	0	13	7	6	6	2	1	5	0	13	1	0	.152	
Lackey, J	2	0	2.42	5	3	0	0	0	0	22.1	21	6	6	0	0	6	4	17	0	0	.256	
Ortiz, R	2	0	9.00	3	3	0	0	0	0	13	18	13	13	2	1	9	1	7	1	0	.353	
Percival, F	0	0	2.79	9	0	0	9	0	7	9.2	8	3	3	1	1	1	0	10	0	0	.216	
Rodriguez, T	5	1	1.93	11	0	0	1	0	0	18.2	10	5	4	2	0	5	0	28	3	0	.156	
Schoeneweis, S	0	0	3.00	6	0	0	1	0	0	3	3	1	1	0	0	1	0	2	0	0	.273	
Shields, S	0	0	5.40	1	0	0	1	0	0	1.2	5	5	1	2	0	0	0	1	0	0	.455	
Washburn, J	1	2	5.02	5	5	0	0	0	0	28.2	30	17	16	6	1	10	2	17	0	0	.278	
Weber, B	0	1	10.80	9	0	0	3	0	0	8.1	15	10	10	1	1	4	1	8	0	0	.405	
ANGELS	11	5	4.82	16	0	0	16	0	7	140	141	81	75	21	6	53	9	113	7	0	.266	
OPPONENTS	5	11	6.35	16	16	0	16	0	4	136	181	101	96	24	6	39	8	82	4	0	.320	



CLUB POSTSEASON



ANGELS IN THE POSTSEASON (2004)

2004 SEASON


The Angels clinched the American League West title with a 5-4 victory, October 2 at Oakland, despite numerous injuries to key players throughout the season (14 players went on disabled list). The division crown marked the organization's first in 18 seasons (1986), the Club's fourth division crown (1979, 1982 & 1986) and fifth trip to postseason (2002 Wild Card entrant). The clincher came 22 years to the day that Angels won the West in 1982.

SEASON NOTES: The final season series against the A's marked first time since 1980 two teams entered such week-end tied for division title and playing each other to close regular season (Philadelphia at Montreal; 2-1 Phillies)...Angels finished with a home attendance Club record of 3,375,677, second highest mark in A.L. and third highest in MLB...Club finished in a virtual tie for first place in the American League in batting average (.2824) with Boston (.2819)...The mark tied Club-record (.282) also set in 2002 and 1979...Angels ranked first in A.L. for fewest strikeouts (942) for the third straight season (838 in 2003 & 805 in 2002)...Club led league with 143 stolen bases, marking the second time in Club history (220 in 1975)...Vladimir Guerrero set or tied Angels' season records in average by a right-handed hitter (.337), runs scored (124, led league), hits by right-hander (206) and total bases (366-tied Club record and led league)...He would become the second player in Club history bestowed with A.L. MVP honors (Baylor, 1979)...Halos finished with a 4.28 ERA, ranking fourth in A.L. (4.28 in 2003, 6th)...Bartolo Colon posted 18 wins, most by a first-year Angel since Bill Singer with 20 in 1973...The bullpen finished 25-16 with a 3.47 ERA (590.1 IP - 189 ER) with 50 saves (3rd in A.L.) in 67 chances (75%)...The bullpen ERA led Junior Circuit for the third straight season...Angels ranked first in A.L. in strikeouts with a club-record 1,164, led by Kelvim Escobar (191)...Angels ranked tied for second in league with a .985 fielding percentage...Halos committed just 90 errors in 162 games...Darin Erstad earned Gold Glove honors at first base.

POSTSEASON 2004 DIVISION SERIES

After a postseason absence in 2003, the Angels returned to the playoffs in the 2004 Division Series to face the A.L. Wild Card entrant Boston Red Sox...In Game 1 at Angel Stadium, the Angels fell to Boston, 9-3, after a seven-run fourth inning put the Sox up 8-0...Five of the runs in the inning were unearned, after the Angels led the Major Leagues by allowing just 36 unearned runs during the season...Troy Glaus and Darin Erstad homered off Curt Schilling to account for two of the three Angel runs...In Game 2, the Angels took a 3-1 lead against Pedro Martinez, courtesy of a two-run Vladimir Guerrero single in the fifth, into the sixth inning before the Red Sox posted seven unanswered runs over the final four frames...The torrid Red Sox offense put Boston up 6-1 after six innings in Game 3 at Fenway Park...A dramatic grand slam from Guerrero in the seventh frame tied the game at 6-6 but a 10th inning, walk-off home run off the bat of David Ortiz sealed the Angels' fate as Boston was on their way to the ALCS and eventual World Series title...The game would mark the Angel farewells to Troy Percival, David Eckstein, Troy Glaus and Ramon Ortiz.

SERIES NOTES: 2004 was the Angels' second Division Series appearance (2002 vs. New York) and second postseason matchup against Boston (lost in '86 ALCS, 4-3)... Angels were swept for the first time in postseason play...Halos' DS roster featured 10 players making their postseason debuts: Alfredo Amezaga, Jeff DaVanon, Kelvim Escobar, Kevin Gregg, Vladimir Guerrero, Casey Kotchman, Dallas McPherson, Josh Paul, Curtis Pride and Adam Riggs.



Guerrero's grand slam in Game 3

CLUB POSTSEASON

ANGELS IN THE POSTSEASON (2004)



2004 ALDS RECAP BOSTON RED SOX VS. ANAHEIM ANGELS Oct. 5-8, 2004



GAME 1 - Tuesday, October 5 at Anaheim (D)

BOSTON	1	0	0	7	0	0	0	1	0	—	9	11	1
ANAHEIM	0	0	0	1	0	0	2	0	0	—	3	9	1

E: Figgins, Schilling. LOB: Boston 9; Anaheim 9. HR: Millar (off Washburn), Ramirez (off Shields), Glaus (off Schilling), Erstad (off Schilling) SB: Damon, Figgins. WP: Gregg, WP: Schilling, LP - Washburn. T: 3:04 A: 44,608.

GAME 2 - Wednesday, October 6 at Anaheim (N)

BOSTON	0	1	0	0	0	2	1	0	4	—	8	12	0
ANAHEIM	0	1	0	0	2	0	0	0	0	—	3	7	0

DP: Boston 2; Anaheim 1. GDP: Nixon. LOB: Boston 10; Anaheim 5. HR: Varitek (off Colon). SB: Damon. CS: DaVanon. PO: Bellhorn. SF: Ramirez. HB: by Martinez (Erstad); by Rodriguez (Varitek). WP: Rodriguez 2, Donnelly. WP - Martinez, LP - Rodriguez. T: 3:48. A: 45,118.

GAME 3 - Friday, October 8 at Boston (D)

ANAHEIM	0	0	0	1	0	0	5	0	0	0	—	6	8	2
BOSTON	0	0	2	3	1	0	0	0	0	2	—	8	12	0

E: Figgins, Eckstein. DP: Anaheim 1. GDP: Varitek. LOB: Anaheim 10; Boston 12. HR: Glaus (off Arroyo), Guerrero (off Timlin), Ortiz (off Washburn). SB: Kennedy, S: Damon. SF: Ramirez. SH: Amezaga. HB: by Arroyo (Figgins). WP - Lowe, LP - Rodriguez. T: 4:11. A: 35,547.

ANGELS 2004 DIVISION SERIES

PLAYER	AVG	G	AB	R	H	TB	2B	3B	HR	RBI	SH	SF	HP	BB	IBB	SO	SB	CS	GIDP	E
Amezaga, A	.000	2	2	0	0	0	0	0	0	0	1	0	0	0	0	2	0	0	0	0
Anderson, G	.154	3	13	1	2	2	0	0	0	0	0	0	0	0	0	3	0	0	0	0
DaVanon, J	.200	3	10	1	2	2	0	0	0	0	0	0	0	2	0	1	0	1	0	0
Eckstein, D	.333	3	12	2	4	4	0	0	0	0	0	0	0	0	0	1	0	0	0	1
Erstad, D	.500	3	10	2	5	9	1	0	1	2	0	0	1	3	0	1	0	0	0	0
Figgins, C	.143	3	14	0	2	2	0	0	0	0	0	0	1	0	0	5	1	0	0	2
Glaus, T	.364	3	11	3	4	12	2	0	2	3	0	0	0	2	0	4	0	0	0	0
Guerrero, V	.167	3	12	1	2	5	0	0	1	6	0	0	0	2	1	4	0	0	0	0
Kotchman, C	.000	2	1	0	0	0	0	0	0	0	0	0	0	0	0	0	0	0	0	0
McPherson, D	.111	3	9	0	1	1	0	0	0	1	0	0	0	0	0	4	0	0	0	0
Molina, B	.167	3	6	0	1	1	0	0	0	0	0	0	0	0	0	2	0	0	0	0
Molina, J	.333	2	3	2	1	1	0	0	0	0	0	0	0	2	0	0	0	0	0	0
Pride, C	.000	2	2	0	0	0	0	0	0	0	0	0	0	0	0	1	0	0	0	0
Riggs, A	.000	2	1	0	0	0	0	0	0	0	0	0	0	0	0	0	0	0	0	0
TOTALS	.226	3	106	12	24	39	3	0	4	12	1	0	2	11	1	28	1	1	0	3

PITCHER	W	L	ERA	G	GS	CG	GF	SHO	SV	IP	H	R	ER	HR	HB	BB	IBB	SO	WP	BK	AVG
Colon, B	0	0	4.50	1	1	0	0	0	0	6	7	3	3	1	0	3	0	3	0	0	.304
Donnelly, B	0	0	10.80	2	0	0	1	0	0	3.1	3	4	4	0	0	2	2	5	1	0	.231
Escobar, K	0	0	8.10	1	1	0	0	0	0	3.1	5	5	3	0	0	5	1	4	0	0	.333
Gregg, K	0	0	0.00	1	0	0	0	0	0	2	3	0	0	0	0	1	0	0	1	0	.333
Ortiz, R	0	0	4.50	1	0	0	1	0	0	2	2	1	1	0	0	1	1	0	0	0	.250
Rodriguez, F	0	2	3.86	1	0	0	0	0	0	4.2	4	2	2	0	1	3	1	5	2	0	.235
Shields, S	0	0	6.00	2	0	0	0	0	0	3	5	2	2	1	0	2	1	3	0	0	.357
Washburn, J	0	1	10.80	2	1	0	1	0	0	3.1	6	8	4	2	0	3	0	3	0	0	.333
TOTALS	0	3	5.86	3	3	0	3	0	0	27.2	35	25	18	4	1	20	6	23	4	0	.302



ANGELS IN THE POSTSEASON (2005)

2005 SEASON

The Angels clinched second straight A.L. West title with a 4-3 victory Sept. 27 at Oakland, marking the Club's fifth Western Division crown and sixth overall trip to the postseason (2002 Wild Card entrant). The Halos finished with a 95-67 record, seven games ahead of Oakland in the West. The 95 wins marked the second most in Club history (99 in 2002) while the seven-game division lead was the biggest game differential during a division title.

SEASON NOTES: The Club was in first place 171 of 183 days of the season...Halos went 22-9 to finish regular season (14-2 over final 16 games)...44 of 95 wins were in comeback fashion, including 16 when trailing after six innings (most in MLB)...Halos led MLB batting .296 with RISP and .279 with RISP and two outs...The Club also led MLB with 161 stolen bases...Garret Anderson set or extended the Angels' all-time records in hits (1,929), total bases (3,062), extra-base hits (565), doubles (403) and RBI (1,043)...Chone Figgins set the club record for base hits by a switch-hitter (186) and led MLB with 62 stolen bases...Despite missed time with a shoulder separation, Vlad Guerrero finished third in A.L. in average (.317), tied for 10th in home runs (32) and tied for ninth in RBI (108)...Figgins and Bartolo Colon shared team MVP honors...Angels finished with a 3.68 ERA, ranking third in A.L., and ranked first in strikeouts (1,126)...Francisco Rodriguez led the bullpen with 45 saves (T1st in A.L.), converting his last 18 opportunities...Scot Shields set a club record with 78 appearances...Seven Angel pitchers finished with a record above .500, led by Colon's 21-8 mark, the most wins in the A.L. and paving the way to his first Cy Young Award...Three Angels ranked in the top 10 in ERA in the A.L., including Jarrod Washburn (4th, 3.20), Lackey (6th, 3.44) and Colon (8th, 3.48)...Halos tied for first in league with Club-record-tying .986 fielding percentage...Orlando Cabrera tied the Club mark for fielding percentage by shortstop (.988, also David Eckstein in 2004), which also tied for MLB lead in 2005...Angels finished with a home attendance club record of 3,404,686, the second highest mark in the A.L. and third highest in MLB.



POSTSEASON

2005 DIVISION SERIES RECAP

The first round of the Division Series matched the Angels against the New York Yankees, a team they had defeated in the 2002 DS. The Halos' win on the last day of the regular season was crucial as it gave the Club home field advantage over New York for the series.

Game 1 matched Mike Mussina vs. Bartolo Colon at Angel Stadium. A first inning, bases-clearing double by Robinson Cano proved to be too much for the Angels to overcome as it lifted the Yankees to a 4-2 win and a 1-0 series lead. It marked the fifth consecutive postseason series the Angels dropped Game 1.

In Game 2, the Halos defeated the Yankees 5-3 rallying from 2-0 deficit. Bengie Molina's solo HR in the 8th inning marked his second postseason HR in as many games. His two-out RBI single in the sixth frame tied the score at 2-2 and Orlando Cabrera's two-run single in the eighth inning proved to be the game-winner.

As the series shifted to the Bronx for Game 3, a three-run home run by Garret Anderson off Randy Johnson in the first inning sparked the Halos' offense to 11 runs on 19 hits (19 hits established a franchise playoff best). Anderson finished with four hits and five RBI and Bengie Molina homered for the third straight game.

The Halos would have to wait out a day of rain before Game 4. John Lackey, pitching on three days rest for Jarrod Washburn (scratched due to throat infection), limited the Yankees to one run on two hits in 5.2 innings of work. New York rallied from a 2-0 deficit, scoring one run in the sixth inning and two runs in the seventh frame for a 4-3 win. Both clubs totaled just four hits in the game. The series was tied at 2-2 with Game 5 being played the next night, over 3,000 miles across country in Anaheim.

The deciding game of the series was a rematch of Game 1 starters in Mussina and Colon. Colon would leave after just 1+ IP due to a strained right shoulder. The season came down to 22 year-old Ervin Santana, who was summoned from the bullpen. After an early 2-0 lead taken by New York in the top of the second inning, the Halos put up three runs in the bottom half of the frame with Adam Kennedy's two-run triple serving as the key blow. Santana would settle in and work 5.1 innings, allowing just three runs. A solo HR by Derek Jeter in the 7th inning brought the score to 5-3 but Francisco Rodriguez closed the door with the tying runs on base in the 9th. For the second time in four seasons, the Angels bounced the Yankees from the first round of the playoffs.

Santana became the sixth rookie winning pitcher in a winner-take-all postseason game and third to do it in last 20 years, along with John Lackey (2002 World Series vs. Giants) and Jaret Wright (1997 ALDS vs. Yankees).



CLUB POSTSEASON

ANGELS IN THE POSTSEASON (2005)



2005 ALDS RECAP NEW YORK YANKEES VS. LOS ANGELES ANGELS Oct. 4-10, 2005



GAME 1 - Tuesday, October 4 at Anaheim (N)

NEW YORK	3	1	0	0	0	0	0	0	0	0	0	0	0	0	0	0	0	0	0	0	0	0	0	0
LOS ANGELES	0	0	0	0	0	0	0	0	0	0	0	1	0	1	0	0	0	0	0	0	0	0	0	0

LOB: NYY 5; LAA 5. DP: LAA, 2. GDP: Matsui, A. Rodriguez. HR: B. Molina (off Sturtze). SB: Jeter, Guerrero. CS: Guerrero. HB: A. Rodriguez (Colon). WP: Mussina, LP - Colon. T: 2:59. A: 45,142.

GAME 2 - Wednesday, October 5 at Anaheim (N)

NEW YORK	0	1	0	0	1	0	0	0	0	1	0	0	0	0	1	0	0	0	0	0	0	0	0
LOS ANGELES	0	0	0	0	0	1	1	0	0	0	0	2	1	x	0	0	0	0	0	0	0	0	0

E: Cano, Sheffield, Wang. LOB: NYY 8; LAA 5. HR: Rivera (off Wang), B. Molina (off Leiter), Posada (off Rodriguez). SB: A. Rodriguez. CS: A. Rodriguez, Kennedy. SH: Finley, Figgins. HB: Guerrero (Wang). WP: Lackey. WP - Escobar, LP - Wang, S - Rodriguez. T: 3:05. A: 45,150.

GAME 3 - Friday, October 7 at Bronx (N)

LOS ANGELES	3	0	2	0	0	2	0	0	2	2	2	0	0	0	0	0	0	0	0	0	0	0	0
NEW YORK	0	0	0	4	2	0	0	0	0	1	0	0	0	0	0	0	0	0	0	0	0	0	0

E: Sheffield, Cano, Cabrera. DP: NYY 2. GDP: Figgins. LOB: NYY 10, LAA 8. HR: Anderson (off Johnson), B. Molina (off Johnson), Matsui (off Byrd), Jeter (off Escobar). CS: Kennedy, SF: Williams. SH: Finley. HB: B. Molina (Gordon). WP: Proctor. WP - Shields, LP - Small. T: 4:00. A: 56,277.

GAME 4 - Sunday, October 9 at Bronx (N)

LOS ANGELES	0	0	0	0	0	2	0	0	0	0	0	0	0	0	0	0	0	0	0	0	0	0	0
NEW YORK	0	0	0	0	0	1	0	0	0	2	0	x	0	0	0	0	0	0	0	0	0	0	0

E: Matsui. DP: NYY 1, LAA 1. GDP: Matsui, Erstad. LOB: NYY 9; LAA 1. CS: Figgins. SH: Crosby, Finley. WP: Lackey, Escobar 2. WP - Leiter, LP - Shields, S - Rivera. T: 3:13. A: 56,226.

GAME 5 - Monday, October 10 at Anaheim (N)

NEW YORK	0	2	0	0	0	0	0	0	0	1	0	0	0	0	0	0	0	0	0	0	0	0	0
LOS ANGELES	0	3	2	0	0	0	0	0	0	0	0	0	x	0	0	0	0	0	0	0	0	0	0

DP: LAA 1. GDP: A. Rodriguez. LOB: NYY 11; LAA 7. HR: Anderson (off Mussina), Jeter (off Santana) x. SB: Crosby. CS: Cano. S: Finley. SF: Anderson, Jeter. SH: Finley. HB: Rodriguez (Santana). WP - Santana, LP - Mussina, S - Rodriguez. T: 3:29. A: 45,133.

ANGELS 2005 DIVISION SERIES STATISTICS

PLAYER	AVG	G	AB	R	H	TB	2B	3B	HR	RBI	SH	SF	HP	BB	IBB	SO	SB	CS	GDP	E	
Anderson, G	.263	5	19	2	5	13	0	1	2	7	0	1	0	0	0	0	0	0	0	0	0
Cabrera, O	.238	5	21	3	5	7	2	0	0	3	0	0	0	0	0	1	0	0	0	0	1
DaVanon, J	.000	1	0	1	0	0	0	0	0	0	0	0	0	0	0	0	0	0	0	0	0
Erstad, D	.300	5	20	1	6	8	2	0	0	3	0	0	0	0	0	6	0	0	0	1	0
Figgins, C	.143	5	21	2	3	6	1	1	0	2	0	0	0	1	0	8	0	1	1	0	0
Finley, S	.091	5	11	2	1	2	1	0	0	1	4	0	0	1	0	4	0	0	0	0	0
Guerrero, V	.333	5	18	5	6	6	0	0	0	0	0	0	1	2	1	2	1	1	0	0	0
Kennedy, A	.235	5	17	0	4	6	0	1	0	2	1	0	0	0	0	3	0	2	0	0	0
Kotchman, C	.000	2	2	0	0	0	0	0	0	0	0	0	0	0	0	0	0	0	0	0	0
Molina, B	.444	5	18	5	8	17	0	0	3	5	0	0	1	0	0	0	0	0	0	0	0
Molina, J	1.000	1	1	1	1	1	0	0	0	1	0	0	0	0	0	0	0	0	0	0	0
Paul, J	.000	1	0	0	0	0	0	0	0	0	0	0	0	0	0	0	0	0	0	0	0
Quinlan, R	.500	2	2	0	1	1	0	0	0	0	0	0	0	0	0	0	0	0	0	0	0
Rivera, J	.353	5	17	3	6	10	1	0	1	1	1	0	0	1	0	2	0	0	0	0	0
TOTALS	.275	5	167	25	46	77	7	3	6	25	5	1	2	5	1	26	1	4	2	1	

PITCHER	W	L	ERA	G	GS	CG	GF	SHO	SV	IP	H	R	ER	HR	HB	BB	IBB	SO	WP	BK	OPP AVG
Byrd, P	0	0	9.82	1	1	0	0	0	0	3.2	7	4	4	1	0	2	0	2	0	0	.389
Colon, B	0	1	4.50	2	2	0	0	0	0	8.0	10	4	4	0	1	2	0	7	0	0	.313
Donnelly, B	0	0	27.00	1	0	0	0	0	0	0.1	2	2	1	0	0	1	0	0	0	0	.667
Escobar, K	1	0	1.29	4	0	0	1	0	0	7.0	2	1	1	1	0	5	0	5	2	0	.091
Lackey, J	0	0	2.38	2	2	0	0	0	0	11.1	7	3	3	0	0	9	0	9	2	0	.179
Rodriguez, F	0	0	2.70	3	0	0	3	0	2	3.1	5	1	1	1	0	0	0	2	0	0	.357
Santana, S	1	0	5.06	1	0	0	0	0	0	5.1	5	3	3	1	1	2	0	2	0	0	.263
Shields, S	1	1	3.60	4	0	0	1	0	0	5.0	4	2	2	0	0	3	0	5	0	0	.211
TOTALS	3	2	3.89	5	5	0	5	0	2	44.0	42	20	19	4	2	24	0	32	4	0	.253



ANGELS IN THE POSTSEASON (2005)

2005 LEAGUE CHAMPIONSHIP SERIES RECAP

The Angels matched up with the Chicago White Sox in the American League Championship Series with hopes of advancing to the World Series for the second time in four seasons. A well-rested Chicago team awaited the Angels, who were playing three games in three cities (New York, Anaheim & Chicago) in consecutive days – the first time it occurred in Major League postseason history. The Angels would also be without Bartolo Colon for the remainder of the postseason.

In Game 1, Paul Byrd gave the club 6+ innings, allowing just two earned runs in lifting the club to a 3-2 win. Garret Anderson opened the scoring with a solo home run in the second inning and the Angels received RBI from Vladimir Guerrero and Orlando Cabrera in the third frame. Neither team would score a run after the fourth inning as Scot Shields and Francisco Rodriguez combined on three scoreless frames to close out the victory.

Game 2 was shrouded with controversy as an apparent third strike call by umpire Doug Eddings to end the 9th inning resulted in A.J. Pierzynski reaching first base amidst mass confusion on the field. Pinch-runner Pablo Ozuna promptly stole second base and scored the game-winning run on Joe Crede's double. Mark Buehrle went the distance for Chicago to earn the win as the Halos were held to one run on five hits. The series was tied at 1-1 and shifting to Anaheim.

In Game 3, another strong pitching performance did in the Angels as Jon Garland tossed a complete game en route to a 5-2 White Sox win. Paul Konerko's three-run home run in the first inning was all the offense needed on this night as the Angels were limited to two runs (two-run HR by Cabrera) on four hits.

More of the same for the Halos in Game 4 as the offense posted just two runs on six hits off Freddy Garcia, the third straight White Sox starter to hurl a complete game. Konerko struck again in the first inning with another three-run shot off Ervin Santana as the Sox cruised to an 8-2 victory.

Game 5 saw the Angels take their first lead since Game 1, a 3-2 cushion entering the seventh inning. The White Sox seemed destined for the World Series as they scored four unanswered runs from the seventh frame on and Jose Contreras silenced the Angel bats, tossing the fourth straight complete game for Chicago. The Angels managed just 11 runs in the five-game series, the fewest by an ALCS team since Boston in 1990. For the second straight season, the Angels were eliminated from the playoffs by the eventual World Champion.



2005 ALCS RECAP CHICAGO WHITE SOX VS. LOS ANGELES ANGELS Oct. 11-16, 2005



GAME 1 - Tuesday, October 11 at Chicago (N)

LOS ANGELES	0	1	2	0	0	0	0	0	0	0	0	0	0	—	3	7	1
CHICAGO	0	0	1	1	0	0	0	0	0	0	0	0	0	—	2	7	0

E: Figgins. LOB: CWS 6, LAA 4. HR: Anderson (off Contreras), Crede (off Byrd). SB: Figgins, Erstad. CS: Podsednik, Pierzynski. SH: Figgins. HB: Rowand (Byrd).

WP - Byrd, LP - Contreras, S - Rodriguez. T: 2:47 A: 40,659.

GAME 2 - Wednesday, October 12 at Chicago (N)

LOS ANGELES	0	0	0	0	1	0	0	0	0	0	0	0	0	—	1	5	3
CHICAGO	1	0	0	0	0	0	0	0	0	0	1	0	0	—	2	7	1

E: Washburn, Guerrero, Paul, Uribe. DP: CWS 2; LAA 1. GDP: Kennedy, Guerrero. LOB: CWS 4, LAA 7. HR: Quinlan (off Buehrle). SB: Ozuna. SH: Iguchi, Kennedy. HB: Iguchi (Washburn), B. Molina (Buehrle).

WP - Buehrle, LP - Escobar. T: 2:34 A: 41,013.

GAME 3 - Friday, October 14 at Anaheim (N)

CHICAGO	3	0	1	0	1	0	0	0	0	0	0	0	0	—	5	11	0
LOS ANGELES	0	0	0	0	0	2	0	0	0	0	0	0	0	—	2	4	0

DP: CWS 1, LAA 2. GDP: Guerrero, Rowand. LOB: CWS 6, LAA 1. HR: Konerko (off Lackey), Cabrera (off Garland). SH: Iguchi.

WP - Garland, LP - Lackey. T: 2:42 A: 44,725.

GAME 4 - Saturday, October 15 at Anaheim (N)

CHICAGO	3	0	1	1	1	0	0	2	0	0	0	0	0	—	8	8	1
LOS ANGELES	0	1	0	1	0	0	0	0	0	0	0	0	0	—	2	6	1

E: Garcia, Cabrera. DP: LAA 1. GDP: Uribe. LOB: CWS 5, LAA. HR: Konerko (off Santana), Pierzynski (off Santana). SB: Podsednik 2, Dye. CS: Crede. HB: Iguchi (Santana).

WP - Garcia, LP - Santana. T: 2:46 A: 44,857.

GAME 5 - Sunday, October 16 at Anaheim (N)

CHICAGO	0	1	0	0	1	0	1	1	2	0	0	0	0	—	6	8	1
LOS ANGELES	0	0	1	0	2	0	0	0	0	0	0	0	0	—	3	5	2

E: Kennedy, Contreras, Escobar. DP: LAA 1. LOB: CWS 9, LAA 4. HR: Crede (off Escobar). SB: Podsednik. CS: Iguchi SF: Crede, Rowand, Anderson. SH: Figgins, Pierzynski. HB: Iguchi (Byrd), PB: Pierzynski.

WP - Contreras, LP - Escobar. T: 3:11 A: 44,712.

CLUB POSTSEASON

ANGELS IN THE POSTSEASON (2005)



ANGELS 2005 LEAGUE CHAMPIONSHIP SERIES

PLAYER	AVG	G	AB	R	H	TB	2B	3B	HR	RBI	SH	SF	HP	BB	IBB	SO	SB	CS	GIDP	E
Anderson, G	.176	5	17	2	3	6	0	0	1	2	0	1	0	1	0	5	0	0	0	0
Cabrera, O	.200	5	20	1	4	8	1	0	1	3	0	0	0	0	0	2	0	0	0	1
DaVanon, J	.000	3	1	0	0	0	0	0	0	0	0	0	0	0	0	0	0	0	0	0
Erstad, D	.235	5	17	1	4	5	1	0	0	0	0	0	0	1	0	2	1	0	0	0
Figgins, C	.118	5	17	1	2	3	1	0	0	1	2	0	0	1	0	3	1	0	0	1
Finley, S	.222	3	9	1	2	2	0	0	0	0	0	0	0	0	0	2	0	0	1	0
Guerrero, V	.050	5	20	0	1	1	0	0	0	1	0	0	0	0	0	1	0	0	2	1
Izturis, M	.000	1	0	0	0	0	0	0	0	0	0	0	0	0	0	0	0	0	0	0
Kennedy, A	.286	5	14	3	4	4	0	0	0	1	1	0	0	0	0	1	0	0	1	1
Kotchman, C	.286	2	7	0	2	3	1	0	0	1	0	0	0	1	0	1	0	0	0	0
Molina, B	.118	5	17	0	2	2	0	0	0	1	0	0	1	0	0	2	0	0	0	0
Molina, J	.333	1	3	0	1	1	0	0	0	0	0	0	0	0	0	0	0	0	0	0
Paul, J	.000	1	0	0	0	0	0	0	0	0	0	0	0	0	0	0	0	0	0	1
Quinlan, R	.333	1	3	1	1	4	0	0	1	1	0	0	0	0	0	2	0	0	0	0
Rivera, J	.111	3	9	1	1	2	1	0	0	0	0	0	0	0	0	1	0	0	0	0
TOTALS	.175	5	154	11	27	41	5	0	3	11	3	1	1	4	0	22	2	0	4	7

OPP

PITCHER	W	L	ERA	G	GS	CG	GF	SHO	SV	IP	H	R	ER	HR	HB	BB	IBB	SO	WP	BK	AVG
Byrd, P	1	0	3.38	2	2	0	0	0	0	10.2	10	4	4	1	2	2	0	2	0	0	.256
Donnelly, B	0	0	0.00	3	0	0	1	0	0	3.1	2	0	0	0	0	1	0	5	0	0	.182
Escobar, K	0	2	2.08	2	0	0	1	0	0	4.1	4	3	1	1	0	2	0	10	0	0	.222
Gregg, K	0	0	0.00	1	0	0	0	0	0	2.0	1	0	0	0	0	1	0	3	0	0	.143
Lackey, J	0	1	9.00	1	1	0	0	0	0	5.0	8	5	5	1	0	1	0	3	0	0	.381
Rodriguez, F	0	0	0.00	2	0	0	2	0	1	2.1	2	2	0	0	0	3	0	3	0	0	.250
Santana, E	0	1	10.38	1	1	0	0	0	0	4.1	3	6	5	2	1	3	0	2	0	0	.188
Shields, S	0	0	0.00	4	0	0	0	0	0	6.0	4	0	0	0	0	1	1	5	0	0	.200
Washburn, J	0	0	0.00	1	1	0	0	0	0	4.2	4	1	0	0	1	1	0	1	0	0	.235
Yan, E	0	0	9.00	1	0	0	1	0	0	2.0	3	2	2	0	0	1	0	2	0	0	.375
TOTALS	1	4	3.43	5	5	0	5	0	1	44.2	41	23	17	5	4	16	1	36	0	0	.248

ANGELS 2005 CUMULATIVE POSTSEASON STATISTICS

PLAYER	AVG	G	AB	R	H	TB	2B	3B	HR	RBI	SH	SF	HP	BB	IBB	SO	SB	CS	GIDP	E
Anderson, G	.222	10	36	4	8	19	0	1	3	9	0	2	0	1	0	5	0	0	0	0
Cabrera, O	.220	10	41	4	9	15	3	0	1	6	0	0	0	0	0	3	0	0	0	2
DaVanon, J	.000	4	1	1	0	0	0	0	0	0	0	0	0	0	0	0	0	0	0	0
Erstad, D	.270	10	37	2	10	13	3	0	0	3	0	0	0	1	0	8	1	0	1	0
Figgins, C	.132	10	38	3	5	9	2	1	0	3	2	0	0	2	0	11	1	1	1	1
Finley, S	.150	8	20	3	3	4	1	0	0	1	4	0	0	1	0	6	0	0	1	0
Guerrero, V	.184	10	38	5	7	7	0	0	0	1	0	0	1	2	1	3	1	1	2	1
Izturis, M	.000	1	0	0	0	0	0	0	0	0	0	0	0	0	0	0	0	0	0	0
Kennedy, A	.258	10	31	3	8	10	0	1	0	3	2	0	0	0	0	4	0	2	1	1
Kotchman, C	.222	4	9	0	2	3	1	0	0	1	0	0	0	1	0	1	0	0	0	0
Molina, B	.286	10	35	5	10	19	0	0	3	6	0	0	2	0	0	2	0	0	0	0
Molina, J	.500	2	4	1	2	2	0	0	0	1	0	0	0	0	0	0	0	0	0	0
Paul, J	.000	2	0	0	0	0	0	0	0	0	0	0	0	0	0	0	0	0	0	1
Quinlan, R	.400	3	5	1	2	5	0	0	1	1	0	0	0	0	0	2	0	0	0	0
Rivera, J	.269	8	26	4	7	12	2	0	1	1	0	0	0	1	0	3	0	0	0	0
TOTALS	.227	10	321	36	73	118	12	3	9	36	8	2	3	9	1	48	3	4	6	8

OPP

PITCHER	W	L	ERA	G	GS	CG	GF	SHO	SV	IP	H	R	ER	HR	HB	BB	IBB	SO	WP	BK	AVG
Byrd, P	1	0	5.02	3	3	0	0	0	0	14.1	17	8	8	2	2	4	0	4	0	0	.298
Colon, B	0	1	4.50	2	2	0	0	0	0	8	10	4	4	0	1	2	0	7	0	0	.313
Donnelly, B	0	0	2.45	4	0	0	1	0	0	3.2	4	2	1	0	0	2	0	5	0	0	.286
Escobar, K	1	2	1.59	6	0	0	2	0	0	11.1	6	4	2	2	0	7	0	15	2	0	.150
Gregg, K	0	0	0.00	1	0	0	0	0	0	2	1	0	0	0	0	1	0	3	0	0	.143
Lackey, J	0	1	4.41	3	3	0	0	0	0	16.1	15	8	8	1	0	10	0	12	2	0	.250
Rodriguez, F	0	0	1.59	5	0	0	5	0	3	5.2	7	3	1	1	0	3	0	5	0	0	.318
Santana, E	1	1	7.45	2	1	0	0	0	0	9.2	8	9	8	3	2	5	0	4	0	0	.229
Shields, S	1	1	1.64	8	0	0	1	0	0	11	8	2	2	0	0	4	1	10	0	0	.205
Washburn, J	0	0	0.00	1	1	0	0	0	0	4.2	4	1	0	0	1	1	0	1	0	0	.235
Yan, E	0	0	9.00	1	0	0	1	0	0	2	3	2	2	0	0	1	0	2	0	0	.375
TOTALS	4	6	3.65	10	10	0	10	0	3	88.2	83	43	36	9	6	40	1	68	4	0	.251





ANGELS IN THE POSTSEASON (2007)

2007 DIVISION SERIES RECAP

For the second time in four seasons, the Angels faced the Boston Red Sox in the Division Series. Unfortunately for the Halos, they suffered the same fate as the 2004 ALDS vs. Boston - swept in three games to the eventual World Series Champion. The Angels scored in just two of 27 innings in the series and were held to a .192 (19/99) batting average. The Red Sox outscored the Angels 19-4 in the series.

Game 1 at Fenway Park belonged to Josh Beckett as he handcuffed the Angels all night in a complete game, four-hit shutout. The Red Sox did all the scoring they would need in the first three innings with home runs from Kevin Youkilis (solo) and David Ortiz (2-run).

Game 2 at Fenway Park was a 4-hour, 5-minute affair that ended in dramatic fashion. The Angels offense gave the club its first runs of the series with a three-run second inning to go up 3-2. The scoring was highlighted by RBI doubles from Chone Figgins and Orlando Cabrera. After the Red Sox tied the game with a sacrifice fly in the fifth frame, the game remained tied until the bottom of the ninth. With one out and a runner on second base, Francisco Rodriguez was summoned from the bullpen to face the heart of the lineup. A strikeout of Youkilis and an intentional walk to Ortiz set the table for Manny Ramirez. Ramirez connected for a three-run "walk-off" home run to give the Red Sox a commanding 2-0 series lead heading to Anaheim. The walk-off home run was the second suffered by the Angels in a span of three playoff games at Fenway Park (also Game 3 of 2004 ALDS). The Halos recorded five stolen bases in the contest but stranded 11 baserunners.

Game 3 at Angel Stadium matched Curt Schilling with Jered Weaver. A scoreless affair until the top of the 4th when Ortiz and Ramirez connected for back-to-back home runs. It remained a 2-0 lead for Boston until the top of the seventh when the Red Sox exploded for seven runs to seal the Angels' fate. The defeat was the seventh straight postseason loss for the Club and the ninth consecutive playoff loss to the Red Sox.



2007 ALDS RECAP

LOS ANGELES ANGELS VS. BOSTON RED SOX

Oct. 3-7, 2007



GAME 1 - Wednesday, October 3, 2007 at Boston (N)

LOS ANGELES	0	0	0	0	0	0	0	0	0	0	0	0	0	0	0	—	0	4	0
BOSTON	1	0	3	0	0	0	0	0	0	0	0	0	0	0	0	—	4	9	0

LOB: LAA 3, BOS 4. HR: Youkilis (off Lackey), Ortiz (off Lackey) CS: Lugo. GIDP: Crisp, Drew, Varitek.

WP - Beckett (CG-SHO), LP - Lackey T: 2:27. A: 37,597.

GAME 2 - Friday, October 5, 2007 at Boston (N)

LOS ANGELES	0	3	0	0	0	0	0	0	0	0	0	0	0	0	0	—	3	7	0
BOSTON	2	0	0	0	1	0	0	0	0	0	3	0	0	0	0	—	6	6	1

LOB: LAA 11, BOS 8. HR: Ramirez (walk-off off F. Rodriguez) E: Lowell SB: Izturis (2), Kendrick (2), Willits, Crisp. HBP: Guerrero. SF: Lowell.

WP - Papelbon, LP - Speier T: 4:05. A: 37,706.

GAME 3 - Sunday, October 7, 2007 at Anaheim (D)

BOSTON	0	0	0	2	0	0	0	0	7	0	0	0	0	0	0	—	9	10	0
LOS ANGELES	0	0	0	0	0	0	0	0	0	0	1	0	0	0	0	—	1	8	0

LOB: BOS 4, LAA 8. HR: Ortiz (off Weaver), Ramirez (off Weaver) SB: Lugo. SF: Youkilis. GIDP: Kendrick, Youkilis, Ellsbury.

WP - Schilling, LP - Weaver T: 3:29. A: 45,262.

CLUB POSTSEASON

ANGELS IN THE POSTSEASON 2007



ANGELS 2007 DIVISION SERIES

PLAYER	AVG	G	AB	R	H	TB	2B	3B	HR	RBI	SH	SF	HP	BB	IBB	SO	SB	CS	GDP	E
Anderson, G	.222	3	9	0	2	3	1	0	0	0	0	0	0	1	0	2	0	0	0	0
Aybar, E	.000	1	1	0	0	0	0	0	0	0	0	0	0	0	0	0	0	0	0	0
Cabrera, O	.250	3	12	0	3	4	1	0	0	1	0	0	0	1	0	1	0	0	0	0
Figgins, C	.231	3	13	1	3	5	2	0	0	1	0	0	0	0	0	4	0	0	0	0
Guerrero, V	.200	3	10	0	2	2	0	0	0	0	0	0	1	1	0	0	0	0	0	0
Haynes, N	.000	1	1	0	0	0	0	0	0	0	0	0	0	0	0	1	0	0	0	0
Izturis, M	.333	3	12	1	4	6	2	0	0	0	0	0	0	0	0	2	2	0	0	0
Kendrick, H	.200	3	10	0	2	2	0	0	0	1	0	1	0	0	0	1	2	0	1	0
Kotchman, C	.000	2	5	1	0	0	0	0	0	0	0	0	0	2	0	1	0	0	0	0
Mathis, J	.000	2	3	0	0	0	0	0	0	1	0	0	0	0	0	0	0	0	0	0
Morales, K	.111	3	9	1	1	1	0	0	0	0	0	0	0	0	0	2	0	0	0	0
Napoli, M	.167	3	6	0	1	1	0	0	0	0	0	0	0	0	0	3	0	0	0	0
Quinlan, R	.000	1	0	0	0	0	0	0	0	0	0	0	0	0	0	0	0	0	0	0
Rivera, J	.333	2	3	0	1	1	0	0	0	0	0	0	0	1	0	1	0	0	0	0
Willits, R	.000	3	4	0	0	0	0	0	0	0	0	0	0	1	0	2	1	0	0	0
TOTALS	.192	3	99	4	19	25	6	0	0	4	0	1	1	7	0	20	5	0	1	0

PITCHER	W	L	ERA	G	GS	CG	GF	SHO	SV	IP	H	R	ER	HR	HB	BB	IBB	SO	WP	BK	OPP	AVG
Escobar, K	0	0	5.40	1	1	0	0	0	0	5	4	3	3	0	0	5	1	5	0	0	.222	
Lackey, J	0	1	6.00	1	1	0	0	0	0	6	9	4	4	2	0	2	0	4	1	0	.391	
Moseley, D	0	0	0.00	1	0	0	1	0	0	1	1	0	0	0	0	0	0	4	1	0	.333	
Oliver, D	0	0	27.00	1	0	0	0	0	0	0.2	2	2	2	0	0	0	0	0	0	0	.400	
Rodriguez, F	0	0	54.00	1	0	0	1	0	0	0.1	1	2	2	1	0	1	1	1	0	0	.500	
Santana, E	0	0	0.00	1	0	0	1	0	0	2	0	0	0	0	0	0	0	2	0	0	.000	
Shields, S	0	0	2.25	2	0	0	0	0	0	4	0	1	1	0	0	4	0	4	0	0	.000	
Speier, J	0	1	27.00	2	0	0	0	0	0	1.2	4	5	5	0	0	1	0	0	0	0	.500	
Weaver, J	0	1	3.60	1	1	0	0	0	0	5	4	2	2	2	0	3	0	5	0	0	.222	
TOTALS	0	3	6.66	3	3	0	3	0	0	25.2	25	19	19	5	0	16	2	22	1	0	.269	

ANGELS RETIRED UNIFORM NUMBERS

No.	Individual	Year
26	Gene Autry	1982
29	Rod Carew	1986
30	Nolan Ryan	1992
50	Jimmie Reese	1995
11	Jim Fregosi	1998

Note: The Angels and Major League Baseball retired number 42 on Jackie Robinson's behalf in 1997.

ANGELS WESTERN DIVISION CLINCHING DATES

Year	No.	Date	Details
1979	158	Sept. 25	Angels defeat Kansas City, 4-1, at Anaheim Stadium (Tanana over Chamberlain).
1982	161	Oct. 2	Angels defeat Texas, 6-4, at Anaheim Stadium (Goltz over Hough).
1986	153	Sept. 26	Angels defeat Texas, 8-3, at Anaheim Stadium (Candelaria over Mohorcic).
2004	161	Oct. 2	Angels defeat Oakland, 5-4 at Network Associates Coliseum (Donnelly over Rincon).
2005	157	Sept. 27	Angels defeat Oakland, 4-3 at McAfee Coliseum (Santana over Kennedy).
2007	156	Sept. 23	Angels defeat Seattle, 7-4 at Angel Stadium (Lackey over Jeff Weaver).
2008	145	Sept. 10	Angels defeat New York Yankees, 4-2 at Angel Stadium (Moseley over Pettitte).
2009	156	Sept. 28	Angels defeat Texas, 11-0 at Angel Stadium (Santana over Hunter).
2014	152	Sept. 17	Angels defeat Seattle, 5-0 at Angel Stadium (Wilson over Paxton).



ANGELS IN THE POSTSEASON (2008)

2008 DIVISION SERIES RECAP

For the third time in five seasons and fourth time in eight total playoff appearances (1986, 2004, 2007 & 2008), the Angels faced off against the Boston Red Sox (A.L. wild card entrant). The Halos entered the series with home-field advantage throughout the playoffs with the Majors' best record (100-62). The Angels also entered the 2008 postseason having dropped their last seven overall playoff games and last nine postseason affairs against Boston.

In Game 1 at Angel Stadium, the Angels offense sputtered at the hands of Red Sox starter Jon Lester (7 IP, 6 H, 1 R, 0 ER, 1 BB, 7 SO) in the 4-1 setback. John Lackey (6.2 IP, 4 H, 2 R, 2 ER, 1 HR, 3 BB, 5 SO) suffered the loss despite a solid outing. The Angels held a 1-0 lead through five innings, courtesy of a Torii Hunter RBI single, before Jason Bay put the Red Sox up for good with a two-run shot off Lackey in the top of the sixth. The Angels' 2 thru 5 hitters were 8-for-15 (.533) but the team went 1-for-7 with runners in scoring position, stranding nine baserunners.

In Game 2 at Angel Stadium, the Angels clawed back from an early four-run deficit to knot the game at 5-5 in the eighth inning. The momentum quickly evaporated as J.D. Drew's two-run home run off Francisco Rodriguez in the ninth proved to be the game-winner, giving the Red Sox a commanding 2-0 series lead. The loss was the ninth consecutive playoff setback for the Angels and 11th straight playoff loss to Boston. Chone Figgins' triple to lead off the eighth inning was the Angels' first extra-base hit of the series (first 19 hits were singles). The Angels were 3-for-14 with RISP while stranding 11 runners. Hunter logged RBI singles in the first and fifth innings and drove in three of the Angels' six runs over the first two games.

In Game 3 at Fenway Park, the Halos beat the Red Sox in the playoffs for the first time since Oct. 11, 1986 (Game 4 of ALCS), snapping an 11-game skid to Boston. The 5-4, 12-inning win (5 hr., 19 min.) marked the longest postseason game in club history. Erick Aybar's 12th-inning RBI single scoring Mike Napoli was the game-winner. Napoli connected for two home runs marking the fifth time an Angel logged a multi-HR playoff game. Napoli became just the sixth MLB catcher with a multi-HR game in the playoffs. Jered Weaver (2 IP, 1 H, 1 BB, 3 SO) earned the victory in the first relief appearance of his career.

Game 4 at Fenway Park would end in a fashion all too familiar to the Angels - a walk-off, series-clinching win for the Red Sox. A clutch two-out, two-run single by Hunter in the bottom of the eighth inning tied the game a 2-2. In the top of the ninth, the Halos looked poised to take the lead after a leadoff double from pinch-hitter Kendrys Morales. However, the scoring threat was foiled after a botched suicide squeeze ended the rally. In the ninth, Jed Lowrie's two-out RBI single plated Jason Bay from second base with the winning run. For the third time in five seasons, the Angels were eliminated from the first round of playoffs by the Red Sox.

2008 ALDS RECAP

LOS ANGELES ANGELS VS. BOSTON RED SOX

Oct. 1-6, 2008



GAME 1 - Wednesday, October 1, 2008 at Anaheim (N)

BOSTON	0	0	0	0	0	2	0	0	2	—	4	8	1
LOS ANGELES	0	0	1	0	0	0	0	0	0	—	1	9	1

LOB: BOS 9, LAA 9. HR: Bay (off Lackey) E: Lowrie, Matthews SB: Ellsbury (2) HBP: Lowrie (by Lackey)
WP - Lester, LP - Lackey T: 3:14. A: 44,996.

GAME 2 - Friday, October 3, 2008 at Anaheim (N)

BOSTON	4	0	0	1	0	0	0	0	2	—	7	14	0
LOS ANGELES	1	0	0	1	1	0	1	1	0	—	5	11	2

LOB: BOS 10, LAA 11. HR: Bay (off Santana), Drew (Off F. Rodriguez) E: Aybar, Hunter SB: Ellsbury. SF: Teixeira. GDP: Varitek.
WP - Papelbon, LP - F. Rodriguez T: 3:51. A: 45,354.

GAME 3 - Sunday, October 5, 2008 at Boston (N)

LOS ANGELES	1	0	2	0	1	0	0	0	0	0	1	—	5	16	0
BOSTON	0	3	0	0	1	0	0	0	0	0	0	—	4	7	0

LOB: LAA 16, BOS 8. HR: Napoli (2 off Beckett) SB: Figgins, Guerrero, Crisp. CS: Ellsbury SH: Kendrick HBP: Pedroia (by Saunders), Napoli (by Delcarmen) GDP: Varitek. Outfield Assist: Bay.
WP - Weaver, LP - Lopez T: 5:19. A: 39,067.

GAME 4 - Monday, October 6, 2008 at Boston (N)

LOS ANGELES	0	0	0	0	0	0	0	2	0	—	2	6	1
BOSTON	0	0	0	0	2	0	0	0	1	—	3	9	0

LOB: LAA 7, BOS 6. E: Figgins. CS: Willits. SH: Kendrick. GDP: Kotsay, Ellsbury. PB: Varitek
WP - Delcarmen, LP - Shields T: 2:50. A: 38,785.

CLUB POSTSEASON

ANGELS IN THE POSTSEASON (2008)



ANGELS 2008 DIVISION SERIES

PLAYER	AVG	G	AB	R	H	TB	2B	3B	HR	RBI	SH	SF	HP	BB	IBB	SO	SB	CS	GDP	E
Anderson, G	.158	4	19	1	3	3	0	0	0	0	0	0	0	1	0	4	0	0	0	0
Aybar, E	.111	4	18	0	2	2	0	0	0	1	0	0	0	0	0	2	0	0	0	1
Figgins, C	.333	4	21	2	7	10	1	1	0	1	0	0	0	0	0	6	1	0	0	1
Guerrero, V	.467	4	15	2	7	8	1	0	0	0	0	0	0	4	0	1	1	0	0	0
Hunter, T	.389	4	18	0	7	7	0	0	0	5	0	0	0	1	0	3	0	0	0	1
Kendrick, H	.118	4	17	0	2	2	0	0	0	0	2	0	0	0	0	7	0	0	0	0
Mathis, J	.500	1	2	0	1	0	0	0	0	0	0	0	0	0	0	1	0	0	0	0
Matthews, G	.000	3	5	0	0	0	0	0	0	0	0	0	0	0	0	2	0	0	0	1
Morales, K	.500	4	4	0	2	3	1	0	0	0	0	0	0	0	0	0	0	0	0	0
Napoli, M	.250	4	12	3	3	9	0	0	2	4	0	0	1	2	0	3	0	0	0	0
Rivera, J	.125	3	8	1	1	1	0	0	0	1	0	0	0	3	0	2	0	0	0	0
Teixeira, M	.467	4	15	4	7	7	0	0	0	1	0	1	0	4	0	3	0	0	0	0
Willits, R	---	3	0	0	0	0	0	0	0	0	0	0	0	0	0	0	0	1	0	0
TOTALS	.273	4	154	13	42	53	3	1	2	13	2	1	1	15	0	34	2	1	0	4

PITCHER	W	L	ERA	G	GS	CG	GF	SHO	SV	IP	H	R	ER	HR	HB	BB	IBB	SO	WP	BK	OPP	AVG
Arredondo, J	0	0	0.00	3	0	0	1	0	0	3.2	2	0	0	0	0	0	0	4	0	0	0	.154
Lackey, J	0	1	2.63	2	2	0	0	0	0	13.2	11	4	4	1	1	4	0	6	0	0	0	.212
Oliver, D	0	0	0.00	2	0	0	0	0	0	1.1	0	0	0	0	0	1	0	1	0	0	0	.000
Rodriguez, F	0	1	7.71	2	0	0	1	0	0	2.1	5	2	2	1	0	2	0	2	0	0	0	.455
Santana, E	0	0	8.44	1	1	0	0	0	0	5.1	8	5	5	1	0	0	0	3	0	0	0	.308
Saunders, J	0	0	7.71	1	1	0	0	0	0	4.2	5	4	4	0	1	4	0	2	0	0	0	.278
Shields, S	0	1	4.76	4	0	0	1	0	0	5.2	6	3	3	0	0	1	0	7	0	0	0	.273
Weaver, J	1	0	0.00	1	0	0	1	0	0	2	1	0	0	0	0	1	0	3	0	0	0	.143
TOTALS	1	3	4.19	4	4	0	4	0	0	38.2	38	18	18	3	2	15	0	28	0	0	0	.250

ANGELS MEMORIAL UNIFORM MARKINGS

- 1965 - Black armband on left sleeve honoring passing of teammate **Dick Wantz**.
- 1974 - Black ribbon attached to left sleeve during Spring Training honoring passing of teammate **Bruce Heinbechner**.
- 1978 - Black armband on left sleeve honoring passing of teammate **Lyman Bostock**.
- 1992 - Initials "DJ" on left sleeve honoring passing of coach **Deron Johnson**.
- 1994-95 - Black armband with "REESE 50" in white on right sleeve and circular black patch with "REESE 50" in white on left sleeve (worn during second half of 1994 and spring of 1995) in honor of the late coach **Jimmie Reese**.
- 1999 - Caricature of **Gene Autry** with "26" in circular patch on right sleeve honoring the late owner.
- 2009 - Black encircled patch with white #34 in honor of the late **Nick Adenhart** (above the heart).
- 2009 - Diamond-shaped patch with "PRESTON" inscribed in honor of the late **Preston Gomez** (on right sleeve).
- 2013 - Black encircled patch with red "LEW" inscribed in honor of the late **Dr. Lewis Yocum** (above the heart).
- 2013 - White encircled patch outlined in red with "STAN MUSIAL" signature in middle with number "6" for passing of Cardinals' legend Stan Musial (above heart on BP tops; Angels played Cards that series).
- 2014 - White encircled patch with red "FREGOSI 11" inscribed in honor the late player and manager **Jim Fregosi** (above the heart).
- 2016 - Black encircled patch with white "DEAN CHANCE LA" inscribed in honoring passing of former player **Dean Chance**.
- 2017 - White encircled patch with red "BAYLOR 25" in honor of the late **Don Baylor** (above the heart).
- 2019 - White encircled patch with red "SKAGGS 45" in honor of the late **Tyler Skaggs** (above the heart).





ANGELS IN THE POSTSEASON (2009)

2009 DIVISION SERIES RECAP

The Angels faced the Red Sox in the Division Series for the third consecutive season and fourth time in six years (fifth time overall). Angels vs. Red Sox Part V marked the first A.L. playoff matchup in history to be played five times (Red Sox won four previous playoff series).

PITCHING LEADS THE WAY IN GAMES 1 & 2: John Lackey and Jered Weaver earned wins in each of the first two games at Angel Stadium, becoming the first two Angels to pitch at least seven innings in consecutive playoff games since Jarrod Washburn and Lackey did so in Games 3 and 4 of the 2002 ALCS. Weaver's (7.1 IP, 2 H, 1 R, 7 K) start in Game 2 was the longest start in club postseason history while allowing 2 or fewer hits. Lackey's (7.1 IP, 0 ER) performance in Game 1 was the longest scoreless start by a pitcher in club postseason history. Angel pitchers held Boston to a .131 clip (8/61) over the first two games.

CLASSIC COMEBACK IN GAME 3: The Angels' ninth inning comeback in Boston (trailed by two runs with none on and two out) was accomplished with each of the three batters who scored reaching base with two strikes and two outs. It marked the 10th time in 2009 the Halos rallied from a deficit of at least four runs to win. All three runs surrendered by Jonathan Papelbon ended his 26-inning postseason scoreless streak. Bobby Abreu brought the game within a run with a two-out double off the Green Monster. After an intentional walk to Torii Hunter, Vladimir Guerrero followed with a two-run single that proved to be the game-winner.



2009 ALDS RECAP BOSTON RED SOX VS. LOS ANGELES ANGELS Oct. 8-11, 2009



GAME 1 - Thursday, October 8, 2009 at Anaheim (N)

BOSTON	0	0	0	0	0	0	0	0	0	0	0	0	0	0	—	0	4	3
LOS ANGELES	0	0	0	0	3	0	2	0	x						—	5	7	1

LOB: BOS 5, LAA 8. HR: Hunter (off Lester) E: Gonzalez, Lowell, Bay, Mathis. SH: Figgins, Mathis. HBP: Hunter (by Ramirez) GIDP: Lowell OF

Assist: Bay

WP - Lackey, LP - Lester T: 3:09. A: 45,070.

GAME 2 - Friday, October 9, 2009 at Anaheim (N)

BOSTON	0	0	0	1	0	0	0	0	0	0	0	0	0	0	—	1	4	0
LOS ANGELES	0	0	0	1	0	0	3	0	x						—	4	6	0

LOB: BOS 6, LAA 3. SB: Kendrick, Izturis. CS: Abreu SF: Morales HBP: Napoli (by Beckett)

WP - Weaver, LP - Beckett, S - Fuentes. T: 3:11. A: 45,223.

GAME 3 - Sunday, October 11, 2009 at Boston (D)

LOS ANGELES	0	0	0	1	0	1	0	2	3						—	7	11	0
BOSTON	0	0	3	2	0	0	0	1	0						—	6	7	1

LOB: LAA 7, BOS 5. HR: Drew (off Kazmir), Morales (off Buchholz). E: Youkilis SB: Rivera, Gathright. HBP: Napoli (by Buchholz) GIDP: Rivera

WP - Oliver, LP - Papelbon, S - Fuentes. T: 3:49. A: 38,704.



ANGELS IN THE POSTSEASON (2009)



ANGELS 2009 DIVISION SERIES

PLAYER	AVG	G	AB	R	H	TB	2B	3B	HR	RBI	SH	SF	HP	BB	IBB	SO	SB	CS	GIDP	E
Abreu, B	.556	3	9	4	5	7	2	0	0	1	0	0	0	4	0	0	0	1	0	0
Aybar, E	.364	3	11	2	4	7	1	1	0	2	0	0	0	0	0	1	0	0	0	0
Figgins, C	.000	3	12	1	0	0	0	0	0	0	1	0	0	1	0	6	0	0	0	0
Guerrero, V	.400	3	10	2	4	4	0	0	0	2	0	0	0	2	0	1	0	0	0	0
Hunter, T	.200	3	10	2	2	6	1	0	1	3	0	0	1	2	1	1	0	0	0	0
Izturis, M	.143	2	7	1	1	1	0	0	0	1	0	0	0	0	0	2	1	0	0	0
Kendrick, H	.200	2	5	1	1	1	0	0	0	0	0	0	0	0	0	2	1	0	0	0
Mathis, J	.333	2	3	0	1	1	0	0	0	0	1	0	0	0	0	2	0	0	0	1
Mathews, G	.000	1	1	0	0	0	0	0	0	0	0	0	0	0	0	0	0	0	0	0
Morales, K	.200	3	10	1	2	5	0	0	1	3	0	1	0	1	0	0	0	0	0	0
Napoli, M	.250	2	4	1	1	2	1	0	0	0	0	0	2	0	0	1	0	0	0	0
Rivera, J	.273	3	11	1	3	4	1	0	0	2	0	0	0	0	0	2	1	0	2	0
Willits, R	.000	1	0	0	0	0	0	0	0	0	0	0	0	0	0	0	0	0	0	0
Wood, B	.000	0	0	0	0	0	0	0	0	0	0	0	0	0	0	0	0	0	0	0
Totals	.258	3	93	16	24	38	6	1	2	14	2	1	3	10	1	18	3	1	2	1

PITCHER	R/L	W	L	ERA	G	GS	CG	GF	SHO	SV	IP	H	R	ER	HR	HB	BB	IBB	SO	WP	BK	AVG
Bulger, J	R	0	0	0.00	1	0	0	0	0	0	1	0	0	0	0	0	1	0	1	0	0	.000
Fuentes, B	L	0	0	0.00	2	0	0	2	0	2	1.2	0	0	0	0	0	1	0	0	0	0	.000
Jepsen, K	R	0	0	6.75	2	0	0	0	0	0	1.1	3	1	1	0	0	0	0	1	0	0	.429
Kazmir, S	L	0	0	7.50	1	1	0	0	0	0	6	5	5	5	1	0	3	0	1	0	0	.217
Lackey, J	R	1	0	0.00	1	1	0	0	0	0	7.1	4	0	0	0	0	1	0	4	1	0	.160
Oliver, D	L	1	0	0.00	3	0	0	1	0	0	2.1	1	0	0	0	0	0	0	2	0	0	.125
Weaver, J	R	1	0	1.23	1	1	0	0	0	0	7.1	2	1	1	0	0	2	0	7	0	0	.083
Totals		3	0	2.33	3	3	0	3	1	2	27	15	7	7	1	0	8	0	16	1	0	.158

2009 LEAGUE CHAMPIONSHIP SERIES RECAP

Following a three-game sweep of Boston in the Division Series, the Halos were headed to the ALCS for the sixth time in club history. It marked the third playoff matchup with the New York Yankees, the Angels winning both previous DS in 2002 & 2005. The Angels and Yankees were the two statistical leaders in several offensive categories during the 2009 campaign.

MISCUES LEAD TO 0-2: After setting a club record for fewest errors (85) committed during 2009 season, the Angels committed five errors leading to three unearned runs through the first two games in New York. While leading the Majors batting .297 with RISP during the regular season, the Halos hit .222 (4/18), stranding 21 runners after two games. The 2009 ALCS marked the fifth time Angels fell behind 0-2 in a playoff series.

ANOTHER GAME 3 COMEBACK: After spotting the Yankees a 3-0 lead through four innings, a solo HR by Howie Kendrick in the fifth inning put the Angels on the board. Vladimir Guerrero followed the next inning with a game-tying, two-run home run. The game would go to the bottom of the 11th inning where another "nobody on with two outs" rally took place. Kendrick lined a single up the middle and Jeff Mathis followed with a game-winning RBI double to get the Angels back in the series. The comeback win snapped the Halos' six-game LCS losing streak and marked the third walk-off hit in Club playoff history (also Game 3 of '79 ALCS & Game 4 of '86 LCS).

CLASICO GAME 5: Following a shutdown performance by CC Sabathia in a 10-1 Game 4 loss (8 IP, 1 ER), the Angels were facing elimination down 3-1 in the series. The Angels put up a four-run first inning in Game 5. Starter John Lackey was lifted after 6.2 IP and that's when the trouble started - a six-run Yankee 7th inning put them up 6-4 after 6 1/2 frames. However, the Halos immediately responded in the bottom half of the seventh with a leadoff hit by Jeff Mathis (his 6th consecutive hit, an Angels' playoff club record) and key RBI singles by Vladimir Guerrero and Kendry Morales. Brian Fuentes worked through a dicey 9th inning (1 IP, 2 BB, 1 HB) to preserve the one-run save and send the series back to the Bronx. The win was the Halos' eighth all-time in the postseason vs. New York - all of which have been of the comeback variety.

YANKEES TAKE THE PENNANT: In Game 6 at New York, a strong pitching performance by Andy Pettitte (6.1 IP, 1 ER, 6 SO), timely hitting by the Yankees and another game of Angels miscues sent New York to the World Series for the 40th time. The Halos scratched across the game's first run with an RBI single from Bobby Abreu with two outs in the third. Starter Joe Saunders got out of jams in the first and second innings before the Yankees tagged him for three runs in the fourth, sparked by Johnny Damon's two-run single. No scoring took place during innings 5-7 before the Halos pulled within 3-2 on Guerrero's two-out RBI single in the eighth, his last at-bat of the postseason (his RBI off Mariano Rivera was the first postseason earned run off the Yankees' closer since Game 2 of the 2000 World Series). A comeback was not meant to be as New York capitalized on two crucial Angel errors in the bottom of the eighth (Kendrick fielding, Kazmir throwing) to push the lead to 5-2, it took only three outs for Rivera to get in the ninth to close out the series. The Angels fell to 1-5 in six League Championship Series.



ANGELS IN THE POSTSEASON (2009)



2009 ALCS RECAP

LOS ANGELES ANGELS VS. NEW YORK YANKEES

Oct. 16-25, 2009



GAME 1 - Friday, October 16, 2009 at New York (N)

LOS ANGELES	0	0	0	1	0	0	0	0	0	0	—	1	4	3
NEW YORK	2	0	0	0	1	1	0	0	0	x	—	4	10	0

LOB: LAA 5, NYY 11. E: J. Rivera, Lackey, Hunter. SF: Rodriguez HBP: Cano (by Bulger) OF Assist: J. Rivera
WP - Sabathia, LP - Lackey, S - M. Rivera. T: 3:18. A: 49,688.

GAME 2 - Saturday, October 17, 2009 at New York (N)

LOS ANGELES	0	0	0	2	0	0	0	0	0	0	0	1	0	0	—	3	8	2
NEW YORK	0	1	1	0	0	0	0	0	0	0	0	1	0	1	—	4	13	3

LOB: LAA 16, NYY 12. HR: Jeter (off Saunders), Rodriguez (off Fuentes). E: Cano (2), Figgins, Jeter, Izturis. SH: Aybar, Figgins, Gardner. SB: Aybar
HBP: Morales (by Burnett), Figgins (by Burnett) GIDP: Jeter, Matsui, Cano, Hunter.
WP - Robertson, LP - Santana, T: 5:10. A: 49,922.

GAME 3 - Monday, October 19, 2009 at Anaheim (D)

NEW YORK	1	0	0	1	1	0	0	0	1	0	0	0	0	—	4	8	0
LOS ANGELES	0	0	0	0	1	2	1	0	0	0	1	0	1	—	5	13	0

LOB: NYY 10, LAA 7. HR: Jeter (off Weaver), Rodriguez (off Weaver), Damon (off Weaver), Kendrick (off Pettitte), Guerrero (off Pettitte) SB: Aybar CS: Gardner SH: Aybar SF: Izturis GIDP: Hunter, Morales
WP - Santana, LP - Aceves T: 4:21. A: 44,911.

GAME 4 - Tuesday, October 20, 2009 at Anaheim (N)

NEW YORK	0	0	0	3	2	0	0	0	2	3	—	10	13	0
LOS ANGELES	0	0	0	0	1	0	0	0	0	0	—	1	5	1

LOB: NYY 9, LAA 5. HR: Rodriguez (off Bulger), Damon (off Palmer) E: Abreu. SB: Rodriguez, Posada. CS: Jeter, Gardner HBP: Swisher (by Santana) GIDP: J. Rivera
WP - Sabathia, LP - Kazmir T: 3:38. A: 45,160.

GAME 5 - Thursday, October 22, 2009 at Anaheim (N)

NEW YORK	0	0	0	0	0	0	6	0	0	—	6	9	0
LOS ANGELES	4	0	0	0	0	0	3	0	x	—	7	12	0

LOB: NYY 10, LAA 7. SB: Hunter, Aybar. SH: Figgins HBP: Cano (by Fuentes) GIDP: J. Rivera, Aybar
WP - Jepsen, LP - Hughes, S - Fuentes. T: 3:34. A: 45,113.

GAME 6 - Sunday, October 25, 2009 at New York (N)

LOS ANGELES	0	0	1	0	0	0	0	1	0	—	2	9	2
NEW YORK	0	0	0	3	0	0	0	2	x	—	5	9	0

LOB: LAA 6, NYY 11. E: Kendrick, Kazmir. SH: Cabrera (2), Swisher SF: Teixeira GIDP: Posada (2), Teixeira
WP - Pettitte, LP - Saunders, S - M. Rivera. T: 3:40. A: 50,173.

ANGELS 2009 LEAGUE CHAMPIONSHIP SERIES

PLAYER	AVG	G	AB	R	H	TB	2B	3B	HR	RBI	SH	SF	HP	BB	IBB	SO	SB	CS	GIDP	E
Abreu, B	.160	6	25	2	4	6	2	0	0	2	0	0	0	4	3	8	0	0	0	1
Aybar, E	.250	6	20	2	5	6	1	0	0	1	2	0	0	1	0	1	3	0	2	0
Figgins, C	.130	6	23	2	3	3	0	0	0	1	2	0	1	3	0	3	0	0	0	1
Guerrero, V	.370	6	27	3	10	16	3	0	1	5	0	0	0	1	0	5	0	0	0	0
Hunter, T	.304	6	23	2	7	8	1	0	0	2	0	0	0	5	0	4	1	1	2	1
Izturis, M	.100	4	10	1	1	2	1	0	0	1	0	1	0	1	1	1	0	0	0	1
Kendrick, H	.286	4	14	3	4	9	0	1	1	1	0	0	0	1	0	1	0	0	0	1
Mathis, J	.583	5	12	2	7	12	5	0	0	1	0	0	0	0	0	2	0	0	0	0
Matthews, G	.000	3	4	1	0	0	0	0	0	0	0	0	0	1	0	3	0	0	0	0
Morales, K	.167	6	24	1	4	7	0	0	1	4	0	0	1	1	0	6	0	0	1	0
Napoli, M	.111	5	9	0	1	1	0	0	0	0	0	0	0	0	0	3	0	0	0	0
Rivera, J	.200	6	25	0	5	6	1	0	0	0	0	0	0	0	0	1	0	0	2	1
Willits, R	.000	3	0	0	0	0	0	0	0	0	0	0	0	0	0	0	0	0	0	0
Totals	.236	6	216	19	51	76	14	1	3	18	4	1	2	18	4	38	4	1	7	8

PITCHER	R/L	W	L	ERA	G	GS	CG	GF	SHO	SV	IP	H	R	ER	HR	HB	BB	IBB	SO	WP	BK	AVG
Bulger, J	R	0	0	3.86	3	0	0	0	0	0	2.1	1	1	1	1	1	3	0	4	1	0	.125
Fuentes, B	L	0	0	3.00	3	0	0	1	0	1	3	1	1	1	1	1	3	2	3	0	0	.100
Jepsen, K	R	1	0	2.45	3	0	0	0	0	0	3.2	5	1	1	1	0	2	0	2	0	0	.333
Kazmir, S	L	0	1	7.71	2	1	0	0	0	0	4.2	6	5	4	0	0	5	0	3	1	0	.333
Lackey, J	R	0	1	3.65	2	2	0	0	0	0	12.1	15	7	5	0	0	6	0	10	0	0	.300
Oliver, D	L	0	0	4.26	5	0	0	0	0	0	6.1	6	3	3	0	0	4	2	6	0	0	.261
Palmer, J	R	0	0	13.50	2	0	0	2	0	0	2.2	5	4	4	1	0	1	0	2	0	0	.385
Santana, E	R	1	1	1.59	4	0	0	2	0	0	5.2	5	3	1	0	1	4	1	5	0	0	.250
Saunders, J	L	0	1	4.35	2	2	0	0	0	0	10.1	13	5	5	1	0	6	0	5	0	0	.317
Weaver, J	R	0	0	4.26	3	1	0	1	0	0	6.1	5	3	3	3	0	4	0	7	0	0	.208
Totals		2	4	4.40	6	6	0	6	0	1	57.1	62	33	28	8	3	38	5	47	2	0	.279

CLUB POSTSEASON

ANGELS IN THE POSTSEASON (2009)



ANGELS 2009 CUMULATIVE STATISTICS

PLAYER	AVG	G	AB	R	H	TB	2B	3B	HR	RBI	SH	SF	HP	BB	IBB	SO	SB	CS	DP	GI			PINCH HIT			
																				E	SLG	OBP	AB	H	HR	RBI
Abreu, B	.265	9	34	6	9	13	4	0	0	3	0	0	0	8	3	8	0	1	0	1	382	.405	0	0	0	0
Aybar, E	.290	9	31	4	9	13	2	1	0	3	2	0	0	1	0	2	3	0	2	0	419	.313	0	0	0	0
Figgins, C	.086	9	35	3	3	3	0	0	0	1	3	0	1	4	0	9	0	0	0	1	086	.200	0	0	0	0
Guerrero, V	.378	9	37	5	14	20	3	0	1	7	0	0	0	3	0	6	0	0	0	0	541	.425	0	0	0	0
Hunter, T	.273	9	33	4	9	14	2	0	1	5	0	0	1	7	1	5	1	1	2	1	424	.415	0	0	0	0
Izturis, M	.118	6	17	2	2	3	1	0	0	2	0	1	0	1	1	3	1	0	0	1	176	.158	1	0	0	1
Kendrick, H	.263	6	19	4	5	10	0	1	1	1	0	0	0	1	0	3	1	0	0	1	526	.300	0	0	0	0
Mathis, J	.533	7	15	2	8	13	5	0	0	1	1	0	0	0	0	4	0	0	0	1	867	.533	0	0	0	0
Matthews, G	.000	4	5	1	0	0	0	0	0	0	0	0	0	1	0	3	0	0	0	0	000	.167	4	0	0	0
Morales, K	.176	9	34	2	6	12	0	0	2	7	0	1	1	2	0	6	0	0	1	0	353	.237	0	0	0	0
Napoli, M	.154	7	13	1	2	3	1	0	0	0	0	0	2	0	0	4	0	0	0	0	231	.267	1	0	0	0
Quinlan, R	.000	0	0	0	0	0	0	0	0	0	0	0	0	0	0	0	0	0	0	0	000	.000	0	0	0	0
Rivera, J	.222	9	36	1	8	10	2	0	0	2	0	0	0	0	0	3	1	0	4	1	278	.222	0	0	0	0
Willits, R	.000	4	0	0	0	0	0	0	0	0	0	0	0	0	0	0	0	0	0	0	000	.000	0	0	0	0
Wilson, R	.000	0	0	0	0	0	0	0	0	0	0	0	0	0	0	0	0	0	0	0	000	.000	0	0	0	0
LAA	.243	9	309	35	75	114	20	2	5	32	6	2	5	28	5	56	7	2	9	9,369	.314	6	0	0	1	
OPPONENTS	.243	9	317	40	77	121	11	3	9	37	4	2	3	46	5	63	3	3	7	7,382	.342	8	1	0	0	
DH	.378	6	37	6	14	20	3	0	1	7	0	0	0	3	0	6	1	0	0	0	.541	.425	0	0	0	0

PITCHER	R/L	W	L	ERA	G	GS	CG	GF	SHO	SV	IP	H	R	ER	HR	HB	BB	IBB	SO	WP	BK	AVG	OPP	
																							W	AVG
Bulger, J	R	0	0	2.70	4	0	0	0	0	0	3.1	1	1	1	1	1	4	0	5	1	0	.091		
Fuentes, B	L	0	0	1.93	5	0	0	3	0	3	4.2	1	1	1	1	1	4	2	3	0	0	.067		
Jepsen, K	R	1	0	3.60	5	0	0	0	0	0	5.0	8	2	2	1	0	2	0	3	0	0	.364		
Kazmir, S	L	0	1	7.59	3	2	0	0	0	0	10.2	11	10	9	1	0	8	0	4	1	0	.268		
Lackey, J	R	1	1	2.29	3	3	0	0	0	0	19.2	19	7	5	0	0	7	0	14	1	0	.253		
Oliver, D	L	1	0	3.12	8	0	0	1	0	0	8.2	7	3	3	0	0	4	2	8	0	0	.226		
Palmer, J	R	0	0	13.50	2	0	0	2	0	0	2.2	5	4	4	1	0	1	0	2	0	0	.385		
Santana, E	R	1	1	1.59	4	0	0	2	0	0	5.2	5	3	1	0	1	4	1	5	0	0	.250		
Saunders, J	L	0	1	4.35	2	2	0	0	0	0	10.1	13	5	5	1	0	6	0	5	0	0	.317		
Weaver, J	R	1	0	2.63	4	2	0	1	0	0	13.2	7	4	4	3	0	6	0	14	0	0	.146		
LAA		5	4	3.74	9	9	0	9	1	3	84.1	77	40	35	9	3	46	5	63	3	0	.243		
OPPONENTS		4	5	3.76	9	9	0	9	0	2	83.2	75	35	35	5	5	28	5	56	2	0	.243		



This red seat in Section 135 was dedicated in 2012 during the Angels' 10-year World Series Anniversary. It represents the location where Scott Spiezio's 3-run HR landed in Game 6 of the 2002 Fall Classic. The HR sparked the Angels in overcoming a 5-run deficit en route to the crucial comeback win.



ANGELS IN THE POSTSEASON (2014)

2014 DIVISION SERIES RECAP

The Angels would be paired up with one of baseball's hottest teams down the stretch, the Kansas City Royals, in the 2014 Division Series. The Halos clinched home field advantage throughout the playoffs by way of posting the best record in baseball at 98-64 (and of course an A.L. victory in the All-Star Game).

Game 1 at Angel Stadium called for a pitching matchup of Angels' Jered Weaver and former teammate Jason Vargas. Both hurlers posted quality starts but neither would fare in a decision as the game would go 11 frames. With the score tied at 2-2 in the 11th, Mike Moustakas' solo home run off Fernando Salas sealed the 3-2 win for Kansas City. Both teams collected just four hits in the game; two of the Angels' hits were solo shots from David Freese and Chris Iannetta.

Game 2 at Angel Stadium had a similar feel to the first contest as it went 11 innings as well. Matt Shoemaker, out since Sept. 15 with an oblique strain, took the ball for his first career postseason start (ND, 6 IP, 5 H, 1 R, 0 ER, 6 SO). With the Royals leading 1-0 in the 6th, Albert Pujols knotted the score with an RBI single, his 16th career game-tying or go-ahead hit in the playoffs. The score remained the same until a two-run home run off the bat of Eric Hosmer in the 11th (off Kevin Jepsen) put the Royals up 3-1. They would tack on another run in the 11th frame for the final score of 4-1. The Angels trailed 0-2 with the best of five series shifting to Kansas City.

Game 3 at Kauffman Stadium pitted C.J. Wilson vs. James Shields. The Halos struck first with a solo home run off the bat of Mike Trout in the first inning. The lead was short-lived as the Royals responded with three runs in the bottom half of the inning to chase Wilson from the game after recording just two outs. KC plated two more runs in the third inning to go up 5-1 before an Albert Pujols solo shot brought the score to 5-2 in the fourth. Yet again, the Royals answered in the bottom of the frame with two more runs and there was no looking back for Kansas City. The Angels were defeated 8-3 and swept out of the playoffs. It marked the third time the Halos were swept in a playoff series. The Club was limited to just six runs on 18 hits in the three games of the series after leading the Majors in runs (773) during the regular season. Halo pitchers limited the Royals to a .198 clip (21/106) in the three games.

2014 ALDS RECAP

KANSAS CITY ROYALS VS. LOS ANGELES ANGELS

Oct. 2-5, 2014

GAME 1 - Thursday, October 2, 2014 at Anaheim (N)

KANSAS CITY	0	0	1	0	1	0	0	0	0	0	1	—	3	4	0
LOS ANGELES	0	0	1	0	1	0	0	0	0	0	0	—	2	4	0

LOB: KC 3, LAA 8. HR: Moustakas (off Salas), Iannetta (off Vargas), Freese (off Vargas). SAC: Aybar (2). SF: Infante. SB: Gore. HBP: Beckham (by Collins). GDP: Butler. WP: Davis.
WP - Duffy, LP - Salas, S - Holland. T: 4:05. A: 45,321.

GAME 2 - Friday, October 3, 2014 at Anaheim (N)

KANSAS CITY	0	1	0	0	0	0	0	0	0	3	—	4	8	1
LOS ANGELES	0	0	0	0	0	1	0	0	0	0	—	1	6	2

LOB: KC 7, LAA 4. HR: Hosmer (off Jepsen). SAC: Escobar. SB: Gordon (2). CS: Trout. GDP: Freese, Hamilton. E: Infante, Calhoun, Iannetta.
WP - Finnegan, LP - Jepsen, S - Holland. T: 3:48. A: 45,361.

GAME 3 - Sunday, October 5, 2014 at Kansas City (N)

LOS ANGELES	1	0	0	1	0	0	0	1	0	—	3	8	0
KANSAS CITY	3	0	2	2	0	1	0	0	x	—	8	9	0

LOB: KC 6, LAA 8. HR: Trout (off Shields), Pujols (off Shields), Hosmer (off Santiago), Moustakas (off Morin). SF: Cain. SB: Aybar, Butler. HBP: Freese (by Shields). WP: Morin, Shields.
WP - Shields, LP - Wilson. T: 3:38. A: 40,657.

CLUB POSTSEASON



ANGELS IN THE POSTSEASON (2014)



ANGELS 2014 DIVISION SERIES

PLAYER	AVG	G	AB	R	H	TB	2B	3B	HR	RBI	SH	SF	HP	BB	IBB	SO	SB	CS	GIDPE	SLG	OBP	PINCH HIT				
																						AB	H	HR	RBI	
Aybar, E	.455	3	11	0	5	6	1	0	0	0	2	0	0	0	0	1	1	0	0	0	.545	.455	0	0	0	0
Beckham, G	.000	2	1	0	0	0	0	0	0	0	0	0	1	0	0	1	0	0	0	0	.000	.500	0	0	0	0
Calhoun, K	.333	3	15	1	5	5	0	0	0	0	0	0	0	0	0	1	0	0	0	0	.667	.333	0	0	0	0
Conger, H	.000	1	1	0	0	0	0	0	0	0	0	0	0	0	0	1	0	0	0	0	.000	.000	1	0	0	0
Cowgill, C	---	1	0	0	0	0	0	0	0	0	0	0	0	0	0	0	0	0	0	0	---	---	0	0	0	0
Cron, C.J.	.111	3	9	0	1	2	1	0	0	0	0	0	2	0	4	0	0	0	0	0	.222	.273	0	0	0	0
Freese, D	.125	3	8	1	1	4	0	0	1	1	0	0	1	2	0	4	0	0	1	0	.500	.364	0	0	0	0
Hamilton, J	.000	3	13	0	0	0	0	0	0	1	0	0	0	0	0	2	0	0	1	0	.000	.000	0	0	0	0
Iannetta, C	.100	3	10	1	1	4	0	0	1	1	0	0	0	1	0	2	0	0	0	1	.400	.182	0	0	0	0
Kendrick, H	.154	3	13	1	2	3	1	0	0	0	0	0	0	0	0	5	0	0	0	0	.231	.185	0	0	0	0
Navarro, E	.000	1	1	0	0	0	0	0	0	0	0	0	0	0	0	1	0	0	0	0	.000	.000	1	0	0	0
Pujols, A	.167	3	12	1	2	5	0	0	1	2	0	0	0	1	0	1	0	0	0	0	.417	.231	0	0	0	0
Trout, M	.083	3	12	1	1	4	0	0	1	1	0	0	0	3	0	2	0	1	0	0	.333	.267	0	0	0	0
LAA	.170	3	106	6	18	33	3	0	4	6	2	0	2	9	0	25	1	1	2	1	.311	.248	2	0	0	0
OPPONENTS	.198	3	106	15	21	35	4	0	4	15	1	2	0	12	2	26	5	0	1	1	.349	.275	1	0	0	0
DH	.100	3	10	1	1	2	1	0	0	0	0	0	0	2	0	5	0	0	0	0	.200	.250	0	0	0	0

PITCHER	R/L	W	L	ERA	G	GS	CG	GF	SHO	SV	IP	H	R	ER	HR	HB	BB	IBB	SO	WP	BK	AVG	OPP			
																							WP	BK	AVG	
Grilli, J	R	0	0	0.00	2	0	0	0	0	0	2	0	0	0	0	0	0	0	0	2	0	0	.000			
Jepsen, K	R	0	1	13.50	3	0	0	0	0	0	2	4	4	3	1	0	4	1	2	0	0	0	.400			
Morin, M	R	0	0	18.00	1	0	0	0	0	0	1	3	2	2	1	0	0	0	1	1	0	0	.600			
Pestano, V	R	0	0	0.00	2	0	0	1	0	0	1	1	0	0	0	0	0	0	1	0	0	0	.250			
Rasmus, C	R	0	0	0.00	1	0	0	1	0	0	2.2	0	0	0	0	0	1	0	2	0	0	0	.000			
Salas, F	R	0	1	6.75	2	0	0	1	0	0	1.1	1	1	1	1	0	0	0	1	0	0	0	.200			
Shoemaker, M	R	0	0	1.50	1	1	0	0	0	0	6	5	1	1	0	0	0	0	6	0	0	0	.227			
Smith, J	R	0	0	0.00	2	0	0	0	0	0	2	0	0	0	0	0	0	0	2	0	0	0	.000			
Street, H	R	0	0	0.00	2	0	0	0	0	0	3	0	0	0	0	0	2	1	3	0	0	0	.000			
Weaver, J	R	0	0	2.57	1	1	0	0	0	0	7	3	2	2	0	0	2	0	6	0	0	0	.143			
Wilson, C.J.	L	0	1	40.50	1	1	0	0	0	0	0.2	3	3	3	0	0	1	0	1	0	0	0	.600			
LAA		0	3	4.20	3	3	0	0	0	0	30	21	15	14	4	0	12	2	26	1	0	.198				
OPPONENTS		3	0	1.74	3	3	0	0	0	2	31	18	6	6	4	2	9	0	25	2	0	.170				



CLUB POSTSEASON



ANGELS ALL-TIME POSTSEASON GAME-BY-GAME

Pitchers in CAPS represent complete game

Bold = home game

GM	DATE	OPP	W-L	SCORE	WINNER	LOSER	RECORD	ATTN	CUMULATIVE
(1979 ALCS vs. BALTIMORE)									
1	10/3/79	BAL	L	3-6 (10)	Stanhouse	Montague	0-1	52,787	52,787
2	10/4/79	BAL	L	8-9	Flannigan	Frost	0-2	52,108	104,895
3	10/5/79	BAL	W	4-3	Aase	Stanhouse	1-2	43,199	148,094
4	10/6/79	BAL	L	0-8	McGREGOR	Knapp	1-3	43,199	191,293
(1982 ALCS vs. MILWAUKEE)									
5	10/5/82	MIL	W	8-3	JOHN	Caldwell	1-0	64,406	255,699
6	10/6/82	MIL	W	4-2	KISON	VUCKOVICH	2-0	64,179	319,878
7	10/8/82	MIL	L	3-5	Sutton	Zahn	2-1	50,134	370,012
8	10/9/82	MIL	L	5-9	Haas	John	2-2	51,003	421,015
9	10/10/82	MIL	L	3-4	McClure	Sanchez	2-3	54,968	475,983
(1986 ALCS vs. BOSTON)									
10	10/7/86	BOS	W	8-1	WITT	Clemens	1-0	32,993	508,976
11	10/8/86	BOS	L	2-9	HURST	McCaskill	1-1	32,786	541,762
12	10/10/86	BOS	W	5-3	Candelaria	Boyd	2-1	64,206	605,968
13	10/11/86	BOS	W	4-3 (11)	Corbett	Schiraldi	3-1	64,223	670,191
14	10/12/86	BOS	L	6-7 (11)	Crawford	Moore	3-2	64,223	734,414
15	10/14/86	BOS	L	4-10	Boyd	McCaskill	3-3	32,998	767,412
16	10/15/86	BOS	L	1-8	Clemens	Candelaria	3-4	33,001	800,413
(2002 ALDS vs. NEW YORK)									
17	10/1/02	NYN	L	5-8	Karsay	Weber	0-1	56,710	857,123
18	10/2/02	NYN	W	8-6	Rodriguez	Hernandez	1-1	56,695	913,818
19	10/4/02	NYN	W	9-6	Rodriguez	Stanton	2-1	45,072	958,890
20	10/5/02	NYN	W	9-5	Washburn	Wells	3-1	45,067	1,003,957
(2002 ALCS vs. MINNESOTA)									
21	10/8/02	MIN	L	1-2	Mays	Appier	0-1	55,562	1,059,519
22	10/9/02	MIN	W	6-3	HURST	Ortiz	1-1	55,990	1,115,509
23	10/11/02	MIN	W	2-1	Rodriguez	Romero	2-1	44,234	1,159,743
24	10/12/02	MIN	W	7-1	Lackey	Radke	3-1	44,830	1,204,573
25	10/13/02	MIN	W	13-5	Rodriguez	Santana	4-1	44,835	1,249,408
(2002 WORLD SERIES vs. SAN FRANCISCO)									
26	10/19/02	SF	L	3-4	Schmidt	Washburn	0-1	44,603	1,294,011
27	10/20/02	SF	W	11-10	Rodriguez	Rodriguez	1-1	44,584	1,338,595
28	10/22/02	SF	W	10-4	Ortiz	Hernandez	2-1	42,707	1,381,302
29	10/23/02	SF	L	3-4	Worrell	Rodriguez	2-2	42,703	1,424,005
30	10/24/02	SF	L	4-16	Zerbe	Washburn	2-3	42,713	1,466,718
31	10/26/02	SF	W	6-5	Donnelly	Worrell	3-3	44,506	1,511,224
32	10/27/02	SF	W	4-1	Lackey	Hernandez	4-3	44,598	1,555,822
(2004 ALDS vs. BOSTON)									
33	10/5/04	BOS	L	3-9	Schilling	Washburn	0-1	44,608	1,600,430
34	10/6/04	BOS	L	3-8	Martinez	Rodriguez	0-2	45,118	1,645,548
35	10/8/04	BOS	L	6-8 (10)	Lowe	Rodriguez	0-3	35,547	1,681,095
(2005 ALDS vs. NEW YORK)									
36	10/4/05	NYN	L	2-4	Mussina	Colon	0-1	45,142	1,726,237
37	10/5/05	NYN	W	5-3	Escobar	Wang	1-1	45,150	1,771,387
38	10/7/05	NYN	W	11-7	Shields	Small	2-1	56,277	1,827,664
39	10/9/05	NYN	L	2-3	Leiter	Shields	2-2	56,226	1,883,890
40	10/10/05	NYN	W	5-3	Santana	Mussina	3-2	45,133	1,929,023
(2005 ALCS vs. CHICAGO)									
41	10/11/05	CWS	W	3-2	Byrd	Contreras	1-0	40,659	1,969,682
42	10/12/05	CWS	L	2-1	BUEHRLE	Escobar	1-1	41,013	2,010,695
43	10/14/05	CWS	L	2-5	GARLAND	Lackey	1-2	44,725	2,055,420
44	10/15/05	CWS	L	2-8	GARCIA	Santana	1-3	44,857	2,100,277
45	10/16/05	CWS	L	3-6	CONTRERAS	Escobar	1-4	44,712	2,144,989
(2007 ALDS vs. BOSTON)									
46	10/3/07	BOS	L	0-4	BECKETT	Lackey	0-1	37,597	2,182,586
47	10/5/07	BOS	L	3-6	Papelbon	Speier	0-2	37,706	2,220,292
48	10/7/07	BOS	L	1-9	Schilling	Weaver	0-3	45,262	2,265,554
(2008 ALDS vs. BOSTON)									
49	10/1/08	BOS	L	1-4	Lester	Lackey	0-1	44,996	2,310,550
50	10/3/08	BOS	L	5-7	Papelbon	Rodriguez	0-2	45,354	2,355,904
51	10/5/08	BOS	W	5-4 (12)	Weaver	Lopez	1-2	39,067	2,394,971
52	10/6/08	BOS	L	2-3	Delcarmen	Shields	1-3	38,785	2,433,756
(2009 ALDS vs. BOSTON)									
53	10/8/09	BOS	W	5-0	Lackey	Lester	1-0	45,070	2,478,826
54	10/9/09	BOS	W	4-1	Weaver	Beckett	2-0	45,223	2,524,049
55	10/11/09	BOS	W	7-6	Oliver	Papelbon	3-0	38,704	2,562,753
(2009 ALCS vs. NEW YORK)									
56	10/16/09	NYN	L	1-4	Sabathia	Lackey	0-1	49,588	2,612,341
57	10/17/09	NYN	L	3-4 (13)	Robertson	Santana	0-2	49,922	2,662,263
58	10/19/09	NYN	W	5-4 (11)	Santana	Aceves	1-2	44,911	2,568,960
59	10/20/09	NYN	L	1-10	Sabathia	Kazmir	1-3	45,160	2,614,120
60	10/22/09	NYN	W	7-6	Jepsen	Hughes	2-3	45,114	2,659,234
61	10/25/09	NYN	L	2-5	Pettitte	Saunders	2-4	50,173	2,712,436
(2014 ALDS vs. KANSAS CITY)									
62	10/2/14	KC	L	2-3 (11)	Duffy	Salas	0-1	45,321	2,704,555
63	10/3/14	KC	L	1-4 (11)	Finnegan	Jepsen	0-2	45,361	2,749,916
64	10/5/14	KC	L	3-8	Shields	Wilson	0-3	40,657	2,753,093

(27-37 in 64 all-time postseason games)

CLUB POSTSEASON



TEAM BATTING

Runs, Game, Angels	13	-	Gm. 5, 2002 LCS (MIN)
Runs, Game, Opponents	16	-	Gm. 5, 2002 WS (SF)
Runs, Inning, Angels	10	-	Gm. 5, 2002 LCS (MIN)
Runs, Inning, Opponents	7	-	Twice; last, Gm. 3, 2007 DS (BOS)
Hits, Game, Angels	19	-	Gm. 3, 2005 DS (NYY)
Hits, Game, Opponents	16	-	Gm. 5, 2002 WS (SF)
Extra-Base Hits, Game, Angels	7	-	Gm. 3, 2005 DS (NYY)
Extra-Base Hits, Game, Opponents	7	-	Gm. 5, 2002 WS (SF)
Home Runs, Game, Angels	4	-	Twice; last, Gm. 3, 2002 WS (SF)
Home Runs, Game, Opponents	4	-	3 times; last, Gm. 3, 2009 LCS (NYY)
Singles, Game, Angels	15	-	Gm. 5, 2002 LCS (MIN)
Singles, Game, Opponents	14	-	Gm. 6, 1986 LCS (BOS)
Doubles, Game, Angels	5	-	Gm. 3, 2002 DS (NYY)
Doubles, Game, Opponents	4	-	5 times; last, Gm. 4, 2009 LCS (NYY)
Triples, Game, Angels	2	-	Gm. 3, 2005 DS (NYY)
Triples, Game, Opponents	1	-	Several times
Left on Base, Angels	16	-	Gm. 2, 2009 LCS (NYY) & Gm. 3, 2008 DS (BOS)
Left on Base, Opponents	12	-	Gm. 2, 2009 LCS (NYY)
Stolen Bases, Game, Angels	5	-	Gm. 2, 2007 DS (BOS)
Stolen Bases, Game, Opponents	3	-	Gm. 2, 2014 DS (KC) & Gm. 4, 2005 LCS (CWS)

TEAM FIELDING

Double Plays, Game, Angels	4	-	Gm. 1, 2002 DS (NYY)
Double Plays, Game, Opponents	3	-	Twice; last, Gm. 4, 2002 WS (SF)
Errors, Game, Angels	3	-	4 times; last, Gm. 1, 2009 LCS (BOS)
Errors, Game, Opponents	4	-	Gm. 5, 1982 LCS (MIL)

TEAM PITCHING

Strikeouts, Game, Angels	13	-	Twice; last, Gm. 3, 2009 LCS (NYY)
Strikeouts, Game, Opponents	12	-	Gm. 3, 2008 DS (BOS)
Base on Balls, Game, Angels	9	-	3 times; last, Gm. 6, 2009 LCS (NYY)
Base on Balls, Game, Opponents	8	-	Gm. 3, 2002 WS (SF)

INDIVIDUAL HITTING

At-Bats, Game	7	-	Guerrero, Gm. 2, 2009 LCS (NYY) & Figgins, Gm. 3, 2008 DS (BOS)
Runs, Game	3	-	Several players
Hits, Game	4	-	3 times; last, Anderson, Gm. 3, 2005 DS (NYY)
Doubles, Game	2	-	Several players
Triples, Game	1	-	Several players
Home Runs, Game	3	-	Kennedy, Gm. 5, 2002 LCS (CWS)
Grand Slams	1	-	Guerrero, Gm. 3, 2004 DS (BOS) & Baylor, Gm. 4, 1982 LCS (MIL)
RBI, Game	5	-	3 times; last, Anderson, Gm. 3, 2005 DS (NYY)
Base on Balls, Game	4	-	Abreu, Gm. 1, 2009 DS (BOS)
Sac Bunts, Game	2	-	R. Jones, Gm. 4, 1986 LCS (BOS)
Strikeouts, Game	4	-	Aybar, Gm. 1, 2014 DS (KC)
		-	Kendrick, Gm. 2, 2008 DS (BOS)

INDIVIDUAL PITCHING

Innings Pitched	9	-	3 times (3 CG); last, Gm. 1, 1986 LCS (BOS)
Strikeouts, Game	8	-	Ryan, Gm. 1, 1979 LCS (BAL) & Kison, Gm. 2, 1982 LCS (MIL)
Base on Balls, Game	5	-	6 times; last, Saunders, Gm. 6, 2009 LCS (NYY)
Earned Runs Allowed, Game	6	-	Twice; last, Washburn, Gm. 5, 2002 WS (SF)
Hits Allowed, Game	10	-	Twice; last, Ortiz, Gm. 2, 2002 LCS (MIN)
Home Runs Allowed, Game	3	-	4 times; last, Weaver, Gm. 3, 2009 LCS (NYY)

TEAM MISCELLANEOUS

Longest Game, Innings	13	-	Gm. 2, 2009 LCS (NYY)
Largest Margin, Victory	8	-	Gm. 5, 2002 LCS (MIN)
Largest Margin, Loss	12	-	Gm. 5, 2002 WS (SF)
Largest Crowd, Home	64,406	-	Gm. 1, 1982 LCS (MIL)
Largest Crowd, Home (since '98 renovation)	45,361	-	Gm. 2, 2014 DS (KC)
Smallest Crowd, Home	43,199	-	Gm. 3 & 4, 1979 LCS
Largest Crowd, Road	56,710	-	Gm. 1, 2002 DS (NYY)
Smallest Crowd, Road	32,786	-	Gm. 2, 1986 LCS (BOS)





ANGELS CAREER POSTSEASON LEADERS

BATTING [MINIMUM OF 25 AT-BATS]

BATTING AVERAGE

.368 (14/38)	Bob Boone	1982, 1986
.347 (25/72)	Troy Glaus	2002, 2004
.346 (9/26)	Gary Pettis	1986
.339 (40/118)	Darin Erstad	2002, 2004, 2005
.327 (18/55)	Scott Spiezio	2002
.314 (16/51)	Torii Hunter	2008-09
.308 (24/78)	Adam Kennedy	2002, 2005
.300 (24/80)	David Eckstein	2002, 2004

AT-BATS

147	Garret Anderson	2002, 2004-05, 2007-08
122	Chone Figgins	2002, 2004-05, 2007-09
118	Darin Erstad	2002, 2004, 2005
112	Vladimir Guerrero	2004-05, 2007-09
91	Bengie Molina	2002, 2004, 2005
80	David Eckstein	2002, 2004
72	Troy Glaus	2002, 2004

HITS

40	Darin Erstad	2002, 2004, 2005
36	Garret Anderson	2002, 2004-05, 2007-08
32	Vladimir Guerrero	2004-05, 2007-09
25	Troy Glaus	2002, 2004
24	Bengie Molina	2002, 2004, 2005
24	Adam Kennedy	2002, 2005
24	David Eckstein	2002, 2004
21	Chone Figgins	2002, 2004-05, 2007-09
18	Scott Spiezio	2002

PITCHING [MINIMUM OF 10 IP]

WINS

5	Francisco Rodriguez	2002, 2004-05, 2007-08
3	John Lackey	2002, 2004-05, 2007-09
2	Jered Weaver	2007-09, 2014
2	Ervin Santana	2005, 2007-09
2	Ramon Ortiz	2002, 2004
1	13 players tied	

LOSSES

4	Francisco Rodriguez	2002, 2004-05, 2007-08
4	John Lackey	2002, 2004-05, 2007-09
3	Jarrod Washburn	2002, 2004
2	Ervin Santana	2005, 2007-09
2	Scot Shields	2002, 2004-05, 2007-08
2	Kelvin Escobar	2004, 2005, 2007
2	Kirk McCaskill	1986

INNINGS PITCHED

78.0	John Lackey	2002, 2004-05, 2007-09
36.2	Jarrod Washburn	2002, 2004, 2005
31.2	Francisco Rodriguez	2002, 2004-05, 2007-08
27.2	Jered Weaver	2007-09, 2014
25.1	Scot Shields	2002, 2004-05, 2007-08
23.0	Ervin Santana	2005, 2007-09
21.2	Kevin Appier	2002
20.2	Jered Weaver	2007-09
20.2	Mike Witt	1982, 1986

HOME RUNS

9	Troy Glaus	2002, 2004
5	Garret Anderson	2002, 2004-05, 2007-08
4	Adam Kennedy	2002, 2005
4	Tim Lincecum	2002
3	Bengie Molina	2002, 2004, 2005
3	Darin Erstad	2002, 2004, 2005
3	Scott Spiezio	2002

RUNS

18	Darin Erstad	2002, 2004, 2005
18	Troy Glaus	2002, 2004
17	Garret Anderson	2002, 2004-05, 2007-08
13	Adam Kennedy	2002, 2005
13	Vladimir Guerrero	2004-05, 2007-09
13	Chone Figgins	2002, 2004-05, 2007-09

DOUBLES

9	Darin Erstad	2002, 2004, 2005
6	Garret Anderson	2002, 2004-05, 2007-08
5	Jeff Mathis	2007-09
5	Chone Figgins	2002, 2004-05, 2007-09
5	Troy Glaus	2002, 2004
5	Doug DeCinces	1982, 1986

RUNS BATTED IN

22	Garret Anderson	2002, 2004-05, 2007-08
19	Scott Spiezio	2002
16	Troy Glaus	2002, 2004
14	Vladimir Guerrero	2004-05, 2007-09
13	Adam Kennedy	2002, 2005

GAMES

21	Francisco Rodriguez	2002, 2004-05, 2007-08
17	Scot Shields	2002, 2004-05, 2007-08
17	Brendan Donnelly	2002, 2004, 2005
14	John Lackey	2002, 2004-05, 2007-08
9	Troy Percival	2002, 2004
9	Ben Weber	2002

ERA

0.84 (10.2 IP/1 ER)	John Candelaria	1986
1.93 (14 IP/3 ER)	Bruce Kison	1982
2.60 (27.2 IP/8 ER)	Jered Weaver	2007-09, 2014
3.05 (20.2 IP/7 ER)	Mike Witt	1982, 1986
3.12 (78 IP/27 ER)	John Lackey	2002, 2004-05, 2007-09
3.13 (31.2 IP/11 ER)	F. Rodriguez	2002, 2004-05, 2007-08
3.20 (25.1 IP/9 ER)	Scot Shields	2002, 2004-05, 2007-08

STRIKEOUTS

53	John Lackey	2002, 2004-05, 2007-09
41	Francisco Rodriguez	2002, 2004-05, 2007-08
28	Jered Weaver	2007-09, 2014
25	Scot Shields	2002, 2004-05, 2007-08
24	Kelvin Escobar	2004, 2005, 2007
23	Brendan Donnelly	2002, 2004, 2005

SAVES

7	Troy Percival	2002, 2004
3	Brian Fuentes	2009
3	Francisco Rodriguez	2002, 2004-05, 2007-08
1	Donnie Moore	1986

CLUB POSTSEASON

CLUB HISTORY





START OF A FRANCHISE

In the winter of 1960, Gene Autry attended the American League expansion meeting in St. Louis seeking radio rights for his Golden West Broadcasting firm. On Dec. 6, 1960 he returned as Owner and Chairman of the Board of the expansion Los Angeles Angels.

Following is a chronological look at the beginning of the Los Angeles Angels:

1960

- Dec. 6** — At St. Louis, MO, the expansion Los Angeles Angels is awarded to Gene Autry, Robert O. Reynolds, Paul A. O'Bryan and associates.
- Dec. 8** — Fred Haney is named General Manager.
- Dec. 12** — Bill Rigney is named Field Manager.
- Dec. 14** — Haney and Rigney selected 28 players from the American League player pool at a meeting in Boston... Total cost: \$2,150,000 including two minor league draft picks...First player drafted is pitcher Eli Grba.
- Dec. 16** — Palm Springs, CA announced as Spring Training site.

1961

- Jan. 14** — Leonard K. Firestone becomes part owner and Vice President of the Angels.
- Jan. 24** — Angels announce signing of first two players - outfielders Bob Cerv and Albie Pearson.
- Feb. 6** — Angels hold first public tryout camp at Sawtelle Hospital...Over 300 prospects attend tryout...Six players are signed.
- Feb. 24** — Angels open spring training camp in Palm Springs.
- Mar. 11** — Angels defeat Chicago Cubs in first exhibition game, 8-3, before an overflow crowd at the Polo Grounds in Palm Springs...Club also wins second game on Mar. 12, 12-5.
- Apr. 11** — Behind the strong pitching of Eli Grba and power of Ted Kluszewski, the Angels rolled to a 7-2 victory in their first American League regular season game. Grba went the distance, allowing one earned run on six hits. Kluszewski hit a pair of home runs and collected five RBI. The Angels scored all seven runs in the first two frames, three in the first inning on back-to-back home runs by Kluszewski and Bob Cerv.

The Angels finished the 1961 season with a 70-91 record. The club's .435 winning percentage established and still stands as the best of any expansion team in Major League history.

The Angels played at Wrigley Field in Los Angeles in 1961, then moved to Chavez Ravine (now Dodger Stadium) in 1962 and remained there through the 1965 season. In 1966, the franchise moved south to Anaheim and played 32 seasons at Anaheim Stadium. The club opened the 1997 season as the Anaheim Angels and began play at Edison Field in 1998. Prior to the 2004 season the stadium name was changed to Angel Stadium of Anaheim. On Jan. 3, 2005 the official name of the franchise was changed to the Los Angeles Angels of Anaheim.

ANGELS ORIGINAL PLAYER DRAFT

The Angels drafted a total of 28 players from the existing American League clubs on Dec. 14, 1960. Owners of the new Los Angeles and Washington clubs as well as their recently appointed front offices and field bosses — General Manager Fred Haney and Manager Bill Rigney of the Angels and General Manager Ed Doherty and Manager Micky Vernon of the Senators — attended the session held in the league offices.

A price of \$75,000 was set on the players to be picked and both of the new clubs were required to select 28. The players were picked by categories, starting with pitchers, then catchers, infielders and outfielders. A toss of the coin determined which club had first choice in each group, and then they alternated. Haney won the toss for three positions — all but for outfielders. Besides the 28 regular selections by both clubs, Los Angeles bought two players from the special minor league pool at \$25,000 apiece and Washington grabbed three. Thus, the Angels paid \$2,150,000 for their 30 players and the Senators shelled out \$2,175,000 for their 31 players in the unprecedented distribution.

Following is the order in which the Angels players were selected:

NOTE: Following the selections, Wilson notified the Angels and Cleveland that he intended to retire from the game. As a result, his selection was canceled several weeks later and the Indians sent pitcher Ted Bowsfield to the Angels as a replacement.

- | | |
|------------------------------|---|
| 1. Eli Grba, p, NY | 17. Jim Fregosi, inf, BOS |
| 2. Jerry Casale, p, BOS | 18. Bob Cerv, of, NY |
| 3. Duke Maas, p, NY | 19. Ken Hunt, of, NY |
| 4. Tex Clevenger, p, MIN | 20. Jim McAnany, of, CHI |
| 5. Bob Sprout, p, DET | 21. Earl Averil, c, CHI |
| 6. Audrey Gatewood, p, DET | 22. Faye Throneberry, of, MIN |
| 7. Ken McBride, p, CHI | 23. Ted Kluszewski, inf, CHI |
| 8. Ned Garver, p, KC | 24. Don Ross, inf, BAL |
| 9. Ron Moeller, p, BAL | 25. Julio Becquer, inf, MIN |
| 10. Bob Davis, p, KC | 26. Dean Chance, p, BAL |
| 11. Ed Sadowski, c, BOS | 27. Fred Newman, p, BOS |
| 12. Bob Rodgers, c, DET | 28. Bob Wilson, c, CLE |
| 13. Ed Yost, inf, DET | 29. Steve Bilko, 1b, DET from Denver |
| 14. Ken Aspromonte, inf, CLE | 30. Albie Pearson, of, BAL from Rochester |
| 15. Ken Hamlin, inf, KC | |
| 16. Gene Leek, inf, CLE | |



LA ANGELS INAUGURAL GAME



APR. 11, 1961

	1	2	3	4	5	6	7	8	9	R	H	E	LOB
LOS ANGELES	3	4	0	0	0	6	0	0	0	7	6	3	3
BALTIMORE	0	1	1	0	0	0	0	0	0	2	6	0	8

E: Los Angeles - Brickell 2, Aspromonte DP: Los Angeles - 1 Baltimore - 1

2B: B. Robinson HR: Kluszewski 2, Cerv
S: Rice, Grba GDP: B. Robinson, Brickell

LOS ANGELES	WLS	IP	H	R	ER	HR	BB	SO	HB	WP	BK
Grba	W	9	6	2	1	0	4	5	0	1	0

BALTIMORE	WLS	IP	H	R	ER	HR	BB	SO	HB	WP	BK
Pappas	L	1.2	3	6	6	2	4	1	0	0	0
Papa	—	.1	1	1	1	1	0	1	0	0	0
Stock	—	2	1	0	0	0	0	1	1	0	0
Hoef	—	3	1	0	0	0	0	3	0	0	0
Wilhelm	—	2	0	0	0	0	0	0	0	0	0

HB: Hunt (by Stock)
TIME: 2:33

PB: Triandos
ATTENDANCE: 37,352

UMPIRES: Stevens, Rice, Napp, Schwartz

LOS ANGELES	AB	R	H	BI	BALTIMORE	AB	R	H	BI
Yost, 3b	4	0	0	0	Brandt, cf	5	1	2	0
Aspromonte, 2b	4	1	4	0	Snyder, rf	3	0	1	0
Pearson, rf	3	2	1	1	B. Robinson, 3b	4	0	1	0
Kluszewski, 1b	4	2	2	5	Gentile, 1b	4	1	1	0
Bequer, 1b	0	0	0	0	Triandos, c	4	0	0	0
Cerv, lf	4	1	1	1	Hansen, ss	4	0	0	0
Johnson, lf	0	0	0	0	Stephens, lf	2	0	1	0
Hunt, cf	2	0	0	0	Breeding, 2b	4	0	0	0
Brickell, ss	4	0	1	0	Pappas, p	0	0	0	0
Rice, c	2	0	0	0	Papa, p	0	0	0	0
Grba, p	3	1	0	0	Phillely, ph	1	0	0	0
TOTALS	30	7	6	7	Stock, p	0	0	0	0
					E. Robinson, ph	1	0	0	0
					Hoef, p	0	0	0	0
					Essegian, ph	1	0	0	0
					Wilhelm, p	0	0	0	0
					Zupo, ph	0	0	0	0
					TOTALS	33	2	6	0

1961 LOS ANGELES ANGELS' FIRSTS

TEAM

- GAME - Apr. 11 at Baltimore (7-2 win)
- PLATE UMPIRE - Johnny Stevens, Apr. 11 at Baltimore
- GAME TIME - 2:33, Apr. 11 at Baltimore
- WIN - Apr. 11 at Baltimore (7-2)
- HOME GAME - Apr. 27 vs. Minnesota (4-2 loss)
- HOME WIN - Apr. 28 vs. Minnesota (6-5; 12 inn.)
- LOSS - Apr. 15 at Boston (3-0)
- SERIES WIN - Apr. 27-29 vs. Minnesota (2-1)
- ROAD SERIES WIN - June 5-7 at Baltimore (3-1)
- SERIES SWEEP - July 3-4 vs. Kansas City (3-0)
- ROAD SERIES SWEEP - July 5-6 at Minnesota (2-0)
- HOMESTAND WIN - Apr. 27 - May 10 (8-6)
- EXTRA INNING GAME - Apr. 23 at Detroit (3-2; 11 inn.)
- EXTRA INNING WIN - Apr. 28 vs. Minnesota (6-5; 12 inn.)
- COMPLETE GAME - Eli Grba, Apr. 11 at Baltimore (7-2 win)
- COMPLETE GAME (against) - Ike Delock, Apr. 15 at Boston (3-0 win)
- SHUTOUT - May 23 vs. Cleveland (9-0); Ken McBride, 3-hitter
- SHUTOUT (against) - Apr. 15 at Boston (3-0; Ike Delock, 4-hitter)
- LAST AT-BAT WIN - Apr. 28 vs. Minnesota (6-5; 2-runs in 12th)
- DOUBLEHEADER - Apr. 20 at New York (lost 7-5 & 4-2)
- HOME DOUBLEHEADER - Apr. 30 vs. Kansas City (split; 6-4 & 2-3)
- DOUBLEHEADER SWEEP - May 19 vs. Chicago (won 4-3 & 5-3)
- EJECTION - Ed Yost, Apr. 15 at Boston (8th inn. by plate umpire Jim Honochick)

BATTERS

- BATTER - Ed Yost, Apr. 11 at Baltimore (pop-out to shortstop)
- FIRST PITCH - Strike by Milt Pappas to Ed Yost, Apr. 11 at Baltimore
- BASERUNNER - Albie Pearson, Apr. 11 at Baltimore (1st inn.; walk)
- HIT - Ted Kluszewski, Apr. 11 at Baltimore (1st inn., 2-run HR)
- RUN - Albie Pearson, Apr. 11 at Baltimore (1st inn., scored on 2-run HR)
- RBI - Ted Kluszewski, Apr. 11 at Baltimore (1st inn., 2-run HR)
- EXTRA BASE HIT - Ted Kluszewski, Apr. 11 at Baltimore (1st inn., 2-run HR)
- SINGLE - Albie Pearson, Apr. 11 at Baltimore (2nd inn. to center)
- BUNT SINGLE - Albie Pearson, Apr. 15 at Boston (6th inn.)
- DOUBLE - Ken Hunt, Apr. 17 at Boston (3rd inn.)
- TRIPLE - Ken Hunt, Apr. 20 at New York (8th inn., 2nd game)
- HOME RUN - Ted Kluszewski, Apr. 11 at Baltimore (1st inn., 2-run, Milt Pappas)
- SOLO HOME RUN - Bob Cerv, Apr. 11 at Baltimore (1st inn., Milt Pappas)
- TWO-RUN HOME RUN - Ted Kluszewski, Apr. 11 at Baltimore (1st inn., Milt Pappas)
- THREE-RUN HOME RUN - Ted Kluszewski, Apr. 11 at Baltimore (2nd inn., John Papa)
- GRAND SLAM HOME RUN - Lee Thomas, June 6 at Baltimore (2nd inn., Milt Pappas)
- GRAND SLAM HOME RUN AT HOME - George Thomas, Sept. 9 vs. Chicago (5th inn., Frank Baumann)
- PINCH-HIT HOME RUN - Albie Pearson, Apr. 17 at Boston (9th inn., Mike Fornieles)

- HOME RUN BY A PITCHER - Jerry Casale, May 9 vs. Boston (2nd inn., Ike Delock)
- TWO-HOME RUN GAME - Ted Kluszewski, Apr. 11 at Baltimore (Milt Pappas), John Papa
- THREE-HOME RUN GAME - Lee Thomas, Sept. 5 at Kansas City (Lew Krausse, Ed Rakow, Bill Fischer)
- BACK-TO-BACK HOME RUNS - Ted Kluszewski & Bob Cerv, Apr. 11 at Baltimore (1st inn., Milt Pappas)
- PINCH-HITTER - Faye Throneberry, Apr. 15 at Boston (7th inn., groundout to 2B)
- PINCH-HIT - Steve Bilko, Apr. 17 at Boston (7th inn., double)
- STOLEN BASE - Ken Hunt, Apr. 20 at New York (2nd game)
- WALK - Albie Pearson, Apr. 11 at Baltimore (1st inn.)
- STRIKEOUT - Ken Aspromonte, Apr. 11 at Baltimore (1st inn.)
- SACRIFICE - Del Rice, Apr. 11 at Baltimore (6th inn., 1-3)
- SACRIFICE FLY - Earl Averill, Apr. 30 vs. Kansas City (2nd game)
- HIT BY PITCH - Ken Hunt, Apr. 11 at Baltimore (3rd inn., Wes Stock)
- GROUNDOUT INTO DOUBLE PLAY - Fritz Brickell, Apr. 11 at Baltimore (3rd inn., 5-4-3)
- PUTOUT - Fritz Brickell, Apr. 11 at Baltimore (force out - Aspromonte to Brickell); batter - Russ Snyder; runner - Jackie Brandt)
- ASSIST - Ken Aspromonte, Apr. 11 at Baltimore (force out - Aspromonte to Brickell); batter - Russ Snyder; runner - Jackie Brandt)
- ERROR - Fritz Brickell, Apr. 11 at Baltimore (2nd inn. ground ball hit by Marv Breeding)

PITCHERS

- PITCHER - Eli Grba, Apr. 11 at Baltimore (7-2 win)
- FIRST PITCH - Strike by Eli Grba to Jackie Brandt, Apr. 11 at Baltimore
- WINNING PITCHER - Eli Grba, Apr. 11 at Baltimore (7-2 score)
- LOSING PITCHER - Jerry Casale, Apr. 15 at Boston (3-0 score)
- SAVE - Tom Morgan, Apr. 30 vs. Kansas City, 1st game (1 IP)
- HIT - Jackie Brandt, Apr. 11 at Baltimore (1st inn., single to left; Eli Grba)
- DOUBLE - Brooks Robinson, Apr. 11 at Baltimore (5th inn. to center; Eli Grba)
- TRIPLE - Carl Yastrzemski, Apr. 15 at Boston (3rd inn.; Jerry Casale)
- HOME RUN - Gary Geiger, Apr. 17 at Boston (7th inn., Tom Morgan)
- RUN - Jim Gentile, Apr. 11 at Baltimore (2nd inn., scored on error)
- WALK - Gene Stephens, Apr. 11 at Baltimore (5th inn., Eli Grba)
- STRIKEOUT - Jackie Brandt, Apr. 11 at Baltimore (5th inn.; Eli Grba)
- HIT BATTER - Jerry Adair, May 2 vs. Baltimore (5th inn., Ted Bowsfield)
- WILD PITCH - Eli Grba, Apr. 11 at Baltimore (6th inn.)

CLUB HISTORY





YEAR BY YEAR RECORDS/STANDINGS

Year	Pos.	W	L	Pct.	GA/GB	Manager	Home	Away
1961	8	70	91	.435	-38 1/2	Bill Rigney	46-36	24-55-1
1962	3	86	76	.531	-10	Bill Rigney	40-41	46-35
1963	9	70	91	.435	-34	Bill Rigney	39-42	31-49
1964	5	82	80	.506	-17	Bill Rigney	45-36	37-44
1965	7	75	87	.463	-27	Bill Rigney	46-34	29-53
1966	6	80	82	.494	-18	Bill Rigney	42-39	38-43
1967	5	84	77	.522	-7 1/2	Bill Rigney	53-30	31-47
1968	8	67	95	.414	-36	Bill Rigney	32-49	35-46
1969	3	71	91	.438	-26	Bill Rigney (11-28) Lefty Phillips (60-63)	43-38	28-53-1
1970	3	86	76	.531	-12	Lefty Phillips	43-38	43-38
1971	4	76	86	.469	-25 1/2	Lefty Phillips	35-46	41-40
1972★	5	75	80	.484	-18	Del Rice	44-46	31-44
1973	4	79	83	.488	-15	Bob Winkles	43-38	36-45
1974	6	68	94	.420	-22	Bob Winkles (30-44) +Dick Williams (36-48)	36-45	32-49-1
1975	6	72	89	.447	-25 1/2	Dick Williams	35-46	37-43
1976	T4	76	86	.469	-14	Dick Williams (39-57) Norm Sherry (37-29)	38-43	38-43
1977	5	74	88	.457	-28	Norm Sherry (39-42) Dave Garcia (35-46)	39-42	35-46
1978	T2	87	75	.537	-5	Dave Garcia (25-20) Jim Fregosi (62-55)	50-31	37-44
1979	1	88	74	.543	+3	Jim Fregosi	49-32	39-42
1980	6	65	95	.406	-32	Jim Fregosi	30-51	35-44
1981★★	5	51	59	.464	-13 1/2	Jim Fregosi (22-25) Gene Mauch (29-34)	26-28	25-31
1982	1	93	69	.574	+3	Gene Mauch	52-29	41-40
1983	T5	70	92	.432	-29	John McNamara	35-46	35-46
1984	T2	81	81	.500	-3	John McNamara	37-44	44-37
1985	2	90	72	.549	-1	Gene Mauch	49-30	41-42
1986	1	92	70	.568	+5	Gene Mauch	50-32	42-38
1987	T6	75	87	.463	-10	Gene Mauch	38-43	37-44
1988	4	75	87	.463	-29	++Cookie Rojas (75-79)	35-46	40-41
1989	3	91	71	.562	-8	Doug Rader	52-29	39-42
1990	4	80	82	.494	-23	Doug Rader	42-39	38-43
1991	7	81	81	.500	-14	Doug Rader (61-63) Buck Rodgers (20-18)	40-41	41-40
1992	T5	72	90	.444	-24	+++Buck Rodgers (33-40)	41-40	31-50
1993	T5	71	91	.438	-23	Buck Rodgers	44-37	27-54
1994★***	4	47	68	.409	-5 1/2	Buck Rodgers (16-23) ++++Marcel Lachemann (30-44)	23-40	24-28
1995★****	2	78	67	.538	-1	Marcel Lachemann	39-33	39-34
1996	4	70	91	.435	-19 1/2	++++Marcel Lachemann (52-59)	43-38	27-53
1997	2	84	78	.519	-6	Terry Collins	46-36	38-42
1998	2	85	77	.525	-3	+++++Terry Collins (79-75)	42-39	43-38
1999	4	70	92	.432	-25	+++++Terry Collins (51-82)	37-44	33-48
2000	3	82	80	.506	-9 1/2	Mike Scioscia	46-35	36-45
2001	3	75	87	.463	-41	Mike Scioscia	39-42	36-45
2002y\$	2	99	63	.611	-4	Mike Scioscia	54-27	45-36
2003	3	77	85	.475	-19	Mike Scioscia	45-37	32-48
2004	1	92	70	.569	+1	Mike Scioscia	45-36	47-34
2005	1	95	67	.586	+7	Mike Scioscia	49-32	46-35
2006	2	89	73	.549	-4	Mike Scioscia	45-36	44-37
2007	1	94	68	.580	+6	Mike Scioscia	54-27	40-41
2008	1	100	62	.617	+21	Mike Scioscia	50-31	50-31
2009	1	97	65	.599	+10	Mike Scioscia	49-32	48-33
2010	3	80	82	.494	-10	Mike Scioscia	43-38	37-44
2011	2	86	76	.531	-10	Mike Scioscia	45-36	41-40
2012	3	89	73	.549	-5	Mike Scioscia	46-35	43-38
2013	3	78	84	.481	-18	Mike Scioscia	39-42	39-42
2014	1	98	64	.605	+10	Mike Scioscia	52-29	46-35
2015	3	85	77	.525	-3	Mike Scioscia	49-32	36-45
2016	4	74	88	.457	-21	Mike Scioscia	40-41	34-47
2017	2	80	82	.494	-21	Mike Scioscia	43-38	37-44
2018	4	80	82	.494	-23	Mike Scioscia	42-39	38-43
2019	4	72	90	.444	-35	Brad Ausmus	38-43	34-47
Totals		*4709	4719	.499		17 Managers	2512-2215	2197-2504-3

*Tied three times in club history (6/8/61 @ Boston in 11 inn.; 9/12/69 @ Seattle in 10 inn.; 4/7/74 @ CWS in 10 inn.)

\$ World Series Champions
BOLD Western Division Champions
y Wild Card Entrant

+ Totals do not include 2-2 under interim manager Whitey Herzog.
 ++ Totals do not include 0-8 under interim manager Moose Stubin.
 +++ Totals do not include 36-49 under interim manager John Wathan or 3-1 under interim/interim manager Marcel Lachemann.
 ++++ Totals do not include 1-1 under interim manager Bobby Knoop.
 +++++ Totals do not include 10-18 under interim manager John McNamara or 8-14 under interim/interim manager Joe Maddon.
 ++++++ Totals do not include 6-2 under interim manager Joe Maddon.
 +++++++ Totals do not include 19-10 under interim manager Joe Maddon.
 ★ Work stoppage, Apr. 1-13, 1972.
 ★★ Work stoppage, June 12-July 30, 1981.
 ★★★ Work stoppage, Aug. 12, 1994-remainder of season.
 ★★★★★ Work stoppage, Apr. 2-24, 1995.

CLUB HISTORY



ANGELS ALL-TIME ROSTER

Includes every player who has been in at least one Major League game with the Angels since 1961.

BOLD: Indicates current players in organization **BATTING KEY: #**-Right **^**-Left **+**-Switch **^**-Interim manager

MANAGERS (20)

AUMUS, Brad (19)
COLLINS, Terry (97-99)
FREGOSI, Jim (78-81)
GARCIA, Dave (77-78)
HERZOG, Whitey (74)[^]
KNOOP, Bobby (94)[^]
LACHEMANN, Marcel (92[^], 94-96)
MADDON, Joe (96[^], 98[^], 99[^])
MAUCH, Gene (81-82, 85-87)
McNAMARA, John (83-84, 96[^])
PHILLIPS, Lefty (69-71)
RADER, Doug (89-91)
RICE, Del (72)
RIGNEY, Bill (61-69)
RODGERS, Buck (91-94)
ROJAS, Cookie (88)
SCIOSCIA, Mike (00-18)
SHERRY, Norm (76-77)
STUBING, Moose (88)[^]
WATHAN, John (92-93)[^]
WILLIAMS, Dick (74-76)
WINKLES, Bob (73-74)

COACHES (84)

ADAIR, Jerry (75)
BAILEY, Andrew (19)
BAYLOR, Don (14-15)
BLACK, Bud (00-06)
BOWA, Larry (97-99)
BRIDGES, Rocky (62-63; 68-71)
BURLESON, Rick (95-96)
BUTCHER, Mike (06-15)
CAREW, Rod (92-99)
CLEAR, Bob (76-87)
COLEMAN, Joe (87-90, 96-99)
COUCHE, Mike (96)
CRANDALL, Del (77)
DISARICIA, Gary (14-16)
DOWN, Rick (87-88)
EBEL, Dino (06-18)
ELLIOTT, Bob (61)
EPFARD, Jim (12-13)
ETCHEBARREN, Andy (77)
FELICIANO, Jesus (19-)
GALLEGO, Mike (19-)
GARCIA, Dave (77)
GOMEZ, Preston (81-84)
GRIFFIN, Alfredo (00-18)
GRISSOM, Mavy (61-66; 69, 77-78)
HANSEN, Dave (14-17)
HATCHER, Mickey (00-12)
HEFFNER, Don (76-78)
HENDRICK, George (98-99)
HERMAN, Billy (67)
HERNANDEZ, Chuck (92-96)
HERZOG, Whitey (74-75)
HINES, Bruce (91)
HINSKE, Eric (18)
HOSCHET, Vern (76)
JOHNSON, Deron (79-80, 89-92)
KNOOP, Bobby (79-96)
KOENIG, Fred (70-71)
KRESS, Red (61)
LACHEMANN, Bill (95-96)
LACHEMANN, Marcel (84-92, 97-98)
LEMON, Bob (67-68)
LOWREY, Peanuts (72)
MACHA, Ken (92-94)
MADDON, Joe (94-05)
MARTIN, Matt (19)
McDERMOTT, Mickey (68)
McNAMARA, John (78)
MERCADO, Orlando (03-10)
MOLINA, Jose (19-)
MORGAN, Tom (72-74, 81-83)
MUFFETT, Billy (74-77)
NAGY, Charles (16-18)
OLIVERAS, Max (94)
PAEPKE, Jack (61-67)
PARKER, Dave (97)
PARKER, Salty (64-66, 73-74)
PAUL, Josh (18-19)
PICCIOLLO, Rob (11-13)

POLE, Dick (99)
RADINSKY, Scott (16-18)
RAMOS, Bobby (00-02)
REBERGER, Frank (91)
REED, Jeremy (19-)
REESE, Jimmie (72-94)
REISER, Pete (70-71)
RESINGER, Grover (75-76)
RICE, Del (62-66)
ROARKE, Mike (67-69)
ROBINSON, Frank (77)
RODRIGUEZ, Eddie (96)
ROENICKE, Ron (00-10, 16-17)
ROSEBORO, John (72-74)
SHERRY, Larry (79-80)
SHERRY, Norm (70-71, 76)
SKINNER, Bob (78)
SOLIZ, Steve (11-18)
STURBING, Paul (15-)
STUBING, Moose (85-90)
WATHAN, John (92-93)
WHITE, Doug (19)
WOOTEN, Shawn (17)
WINKLES, Bob (72)

PLAYERS (1085)

-A-

AASE, Don, rhp (78-82, 84)
ABBOTT, Jim, lhp (89-92, 95-96)
ABBOTT, Kyle, lhp (91, 96)
ABNER, Shawn, of (91)
ABREU, Bobby, of (09-12)[^]
ACHTER, A.J., rhp (16)
ADAMS, Ricky, inf (82-83)
ADCOCK, Joe, inf (64-66)
ADENHART, Nick, rhp (08-09)
AIKENS, Willie, inf/dh (77, 79)[^]
ALBURQUERQUE, Al, rhp (16)
ALDRETE, Mike, of (95-96)[^]
ALDRIDGE, Cory, of (10)[^]
ALFONZO, Edgardo, inf (06)[^]
ALICEA, Luis, inf (97)[^]
ALLANSON, Andy, c (95)[^]
ALLEN, Cody, rhp (19)
ALLEN, Lloyd, rhp (69-73)
ALLIETTA, Bob, c (75)[^]
ALMONTE, Miguel, rhp (18)
ALMARAZ, Sandy, inf (69-74)
ALVAREZ, Jose, lhp (14-19)
ALVAREZ, Juan, lhp (99)
ALVAREZ, Orlando, of/dh (76)[^]
AMARISTA, Alexi, inf (11-12)[^]
AMARO, Ruben, inf (69)[^]
AMARO, Ruben Jr., of (91)[^]
AMEZAGA, Alfredo, inf (02-04)[^]
ANDERSON, Brian, lhp (93-95)



Garret Anderson

ANDERSON, Garret, of (94-08)[^]
ANDERSON, Jim, inf (78-79)[^]
ANDERSON, Justin, rhp (81-90)
ANDERSON, Kent, inf (89-93)
APPIER, Kevin, rhp (02-03)
ARCIA, Francisco, c (18)[^]
ARELLA, Dan, inf (61)[^]
ARIAS, George, inf (96-97)
ARMAS, Tony, of (87-89)
ARREDONDO, Jose, rhp (08-09)
ASPRONMONT, Ken, 2b (61)[^]
AVERILL, Earl, of/c (61-62)[^]
AYBAR, Erick, inf (06-15)

AZUCUE, Joe, c (69-70, 72)[^]
-B-
BAHNSEN, Stan, rhp (82)
BAILES, Scott, lhp (90-92)
BAILEY, Andrew, rhp (16-17)
BAILEY, Ed, c/inf (66)[^]
BALAZ, John, of/dh (74-75)[^]
BANDY, Jett, c (15-16)[^]
BANNISTER, Floyd, lhp (91)[^]
BARBER, Steve, lhp (72-73)
BARD, Luke, rhp (18-)
BARLOW, Mike, inf (77-79)[^]
BARNES, Larry, inf (01)[^]
BARR, Jim, rhp (79-80)
BARRIA, Jaime, rhp (18-)
BAUGHMAN, Justin, inf (98, 00)[^]
BAYLOR, Don, of/dh (77-82)[^]
BEASLEY, Chris, rhp (91)
BECKHAM, Gordon, inf (14)[^]
BECCUER, Julio, inf (61)[^]
BEDROSIAN, Cam, rhp (14-)
BELCHER, Tim, rhp (99-00)
BELINSKY, Bo, lhp (62-64)
BELL, Trevor, rhp (09-12)
BELLINGER, Clay, inf/of (02)[^]
BEMBOOM, Anthony, c (19-)[^]
BENIQUEZ, Juan, of/dh (81-85)[^]
BENNETT, Dennis, lhp (68)
BENNETT, Erik, rhp (95)
BERGMAN, Dusty, lhp (04)
BERRY, Ken, of (71-73)[^]
BICHETTE, Dante, of (88-90)[^]
BILECKI, Mike, rhp (95)
BLANK, Steve, inf (61-62)[^]
BLIKO, John, rhp (13)
BLASH, Jabari, of (18)[^]
BOATECH, Mike, rhp (75)
BLYLEVEN, Bert, rhp (89-92)
BOCHT, Bruce, c (74-77)[^]
BOESCH, Brennan, of (14)[^]
BOLICK, Frank, inf (98)[^]
BONDS, Bobby, of/dh (76-77)[^]
BOONE, Bob, c (82-88)[^]
BOOTCHECK, Chris, rhp (03, 05-08)
BORBON, Pedro, rhp (69)
BORDERS, Pat, c (96)[^]
BORLAND, Toby, rhp (01)
BOSHERS, Buddy, lhp (13)
BOSKIE, Shawn, rhp (95-96)
BOSTLEY, Thad, of (77, 88)[^]
BOSTOCK, Lyman, of (78)[^]
BOTTENFIELD, Kent, rhp (00)
BOTTING, Ralph, lhp (79-80)
BOTZ, Bob, rhp (62)
BOUR, Justin, inf (19)[^]
BOUYEIS, Peter, of (10-13, 19)[^]
BOVIE, Mike, rhp (97)
BOWSFIELD, Ted, lhp (61-62)
BRADLEY, Tom, rhp (69-70)
BRADY, Brian, of (89)[^]
BRANNAN, Russell, inf/dh (11)[^]
BRASIER, Ryan, rhp (13)
BRETT, Ken, lhp (77-78)
BREWER, Jim, lhp (75-76)
BRECHANO, Jose, c (18-)[^]
BRICKELL, Fritz, inf (61)[^]
BRIDGES, Rocky, inf (61)[^]
BRIDWELL, Parker, rhp (17-18)
BRIGGS, Dan, inf/of (75-77)[^]
BROOKS, Bobby, of (73)[^]
BROOKS, Hubie, of/dh (92)[^]
BROWN, Curt, rhp (83)
BROWN, Matt, inf (07-08)[^]
BROWN, Mike, of (83-85, 88)[^]
BROWN, Randy, c (69-70)[^]
BROWN, Steve, rhp (83-84)
BRUNANSKY, Tom, of (81)[^]
BRUNET, George, lhp (64-69)
BRYDEN, T.R., rhp (86)
BUCK, John, c (14)[^]
BUCKNER, Bill, inf/dh (87-88)[^]
BUCKNER, Billy, rhp (13)
BUZZARD, Ryan, c (07-10)[^]
BUICE, DeWayne, rhp (87-88)

BULGER, Jason, rhp (06-11)
BURDETTE, Lew, rhp (66-67)
BURGESSE, Tom, inf/of (62)
BURMEIER, Tom, lhp (68)
BURKE, Jamie, inf/c (01)[^]
BURKE, Leo, of (61-62)[^]
BURNETT, Rick, inf (81-86)[^]
BURRSTON, Sean, lhp (13-14)
BUSS, Nick, of (16)[^]
BUTCHER, Mike, rhp (92-95)
BUTTERA, Drew, c (15)[^]
BUTTNEY, Ty, rhp (18-)
BYRD, Paul, rhp (05)
-C-
CABRERA, Orlando, inf (05-07)
CADARET, Greg, lhp (97-98)
CAHILL, Trevor, rhp (19)
CALHOUN, Kole, of (12-19)[^]
CALLASPO, Alberto, inf (10-13)[^]
CALLAWAY, Mickey, rhp (02-03)
CAMPANA, Tony, of (14)[^]
CAMPANERIS, Bert, inf (79-81)
CANDELARIA, John, lhp (85-87)
CANERIA, John, rhp (77-78)
CANNING, Griffin, rhp (19-)
CARDENAL, Jose, of (65-67)[^]
CARDENAS, Leo, inf (72)[^]
CAREW, Rod, inf (79-85)[^]
CARPENTER, David, rhp (12, 14)
CARRASCO, Hector, rhp (06-07)
CASALE, Jerry, rhp (61)
CASSEVAH, Bobby, rhp (10-12)
CASUY, Wayne, inf (68)[^]
CERV, Bob, of (61)[^]
CHACIN, Jhojuly, rhp (16)
CHADWICK, Ray, rhp (86)
CHALK, Dave, inf (73-78)[^]
CHANCE, Bob, inf (69)[^]
CHANCE, Dean, rhp (61-66)
CHATWOOD, Tyler, rhp (11)
CHAVEZ, Anthony, rhp (97)
CHAVEZ, Jesse, rhp (17)
CHOI, Ji-Man, inf (16)[^]
CHRISTENSEN, Bruce, inf (71)[^]
CHRISTENSEN, Jason, lhp (05)
CIMINO, Pete, rhp (67-68)
CIMOLI, Gino, of (65)[^]
CLARK, Bob, of (79-83)[^]
CLARK, Rick, rhp (67-69, 71-72)
CLARK, Terry, rhp (88-89)
CLEAR, Mark, rhp (79-80, 90)
CLEMENCE, Edgard, of (00)[^]
CLEMENTS, Pat, lhp (85)
CLEVENGER, Tex, rhp (61)
CLIBURN, Stan, c (80)[^]
CLIBURN, Stewart, rhp (84-85, 88)
CLINTON, Lou, of (64-65)[^]
COACHMAN, Pete, inf (90)[^]
COATES, Jim, rhp (65-67)
COELLO, Robert, rhp (13)
COLLANGELO, Mike, of (99)[^]
COLETTA, Chris, of (72)[^]
COLE, Taylor, rhp (18-)
COLLINS, Dave, of/dh (75-76)[^]
COLON, Bartolo, rhp (04-07)
CONGER, Hank, c (10-14)[^]
CONIGLIARO, Tony, of (71)[^]
CONSOLO, Bill, inf (62)[^]
COOK, Dennis, lhp (02)
COOK, Mike, rhp (86-88)
COOPER, Brian, rhp (99-01)
CORBETT, Doug, rhp (82-86)
CORBETT, Sherman, lhp (88-90)
CORRIEA, Rod, inf (93-95)[^]
CORTIS, Chuck, inf (68-69)[^]
COUGHRN, Marlan, inf (62)[^]
COUSINS, Scott, of (13)[^]
COWAN, Billy, inf/of (69-72)[^]
COWART, Caleb, inf/rhp (15-19)[^]
COWENS, Al, of (80)[^]
COWGILL, Collin, of (13-15)[^]
COX, Terry, rhp (70)
COZART, Zack, inf (18-19)[^]
CRIM, Chuck, rhp (92-93)

CRON, Chris, inf/dh (91)[^]
CROW, C.J., inf/dh (14-17)[^]
CROW, Todd, rhp (80)
CUELLAR, Mike, lhp (77)
CUMBERLAND, John, lhp (74)
CUNNINGHAM, Todd, Of (16)[^]
CURTIS, Chad, of (92-94)[^]
CURTIS, John, lhp (82-84)
CURTISS, John, rhp (19)
-D-
D'ACQUISTO, John, rhp (81)
DADE, Paul, of/dh (75-76)
DALESANDRO, Mark, c (94-95)[^]
DARWIN, Bob, rhp (62)
DAVALILLO, Vic, of (68-69)[^]
DAVANON, Jeff, of (99, 01-05)[^]
DAVANON, Jerry, inf (73)[^]
DAVIDSON, Daniel, lhp (09)
DAVIS, Alvin, inf/dh (92)[^]
DAVIS, Bob, c (81)[^]
DAVIS, Chih, of/dh (88-90, 93-90)[^]
DAVIS, Doug, inf/c (88)[^]
DAVIS, Mark, of (91)[^]
DAVIS, Tommy, inf/dh (76)[^]
DAVIS, Willie, of/dh (79)[^]
DEINCENSE, Doug, inf (82-87)[^]
DECKER, Steve, c (99)[^]
DEES, Charlie, inf (63-65)[^]
DeIESUS, David, of (15-16)
DE LA ROSA, DANE, rhp (13-14)
DELGADO, Wilson, inf (03)[^]
DEL POZO, Miguel, lhp (19)
DELUCIA, Rick, inf (97-98)
DESPAINE, Odrisamer, rhp (18)
DIAZ, Jairo, rhp (14)
DICKSON, Jason, rhp (96-00)
DIMICHELE, Frank, lhp (88)



Gary DiSarcina

DISARICIA, Gary, inf (89-01)[^]
DOBSON, Chuck, rhp (74-75)
DOHERTY, John, rhp (74-75)
DONNELLY, Brendan, rhp (02-06)
DONOHUE, Jim, lhp (61-62)
DONOHUE, Tom, c (79-80)[^]
DOPSON, John, rhp (94)
DORSETT, Brian, c (88)
DORSEY, Jim, rhp (80)[^]
DOWNING, Brian, of (78-90)[^]
DOWNS, Scott, lhp (11-13)
DOYLE, Denny, inf (74-75)[^]
DOYLE, Paul, lhp (70, 72)
DRAGO, Dick, rhp (76-77)
DRAKE, Oliver, rhp (81)
DUCEY, Rob, of/dh (92)[^]
DUKES, Tom, lhp (72)[^]
DULIBA, Bob, rhp (63-64)
DUNN, Scott, rhp (04)
DUNNING, Steve, rhp (76)
DUNN, Ryne, rhp (61-62)
DURRINGTON, Trent, inf (99-00, 03)[^]
-E-
EASLER, Mike, of (76)[^]
EASLEY, Damian, inf (92-96)[^]
ECKSTEIN, David, inf (01-04)[^]
EDDY, Steve, rhp (79)
EDDYFIELD, Ken, rhp (95-96)
EDMONDS, Jim, of (93-99)[^]
EENHOORN, Robert, inf (96-97)[^]
EGAN, Dick, rhp (66)[^]

CLUB HISTORY





ANGELS ALL-TIME ROSTER

EGAN, Tom, c (’65-70/74-75)#
 EGE, Cody, inf (’16)
 EICHORN, Mark, rhp (’90-92/96)#
 ELLIS, Robert, rhp (’96)
 ELLIS, Sammy, rhp (’68)#
 ENCARNACION, Angelo c (’97)#
 ENRIGHT, Barry, rhp (’12-13)
 EPPARD, Jim, inf (’87-89)*
 EPSTEIN, Mike, inf (’73-74)*
 ERSTAD, Darin, inf (’96-06)*
 ESCOBAR, Kevin, rhp (’04-09)
 ESCOBAR, Nelmi, inf (’16-17)*
 ESPINOSA, Danny, inf (’17)*
 ETCHEBARREN, Andy, c (’75-77)*
 ETHERTON, Terry, rhp (’00)#
 EVANS, Seth, OF (’07-10) #

-F-

FABREGAS, Jorge, c (’94-97, ’01-02)*
 FAIRLY, Ron, inf/dh (’78)*
 FARRELL, John, rhp (’93-94)*
 FASANO, Sal, c (’02)#
 FEATHERSTON, Taylor (’15)#
 FELIX, Junior, of (’91-92)+
 FERGUSON, Joe, c (’81-83)#
 FERNANDEZ, Jose, inf (’01)#
 FERNANDEZ, Jose, inf (’18)*
 FERRIS, Bob, rhp (’78-80)
 FETTERS, Mike, rhp (’89-91/98)
 FIELD, Tommy, inf (’13)#
 FIELDER, Cecil, inf/dh (’98-09)
 FIGGINS, Chone, inf/OF (’02-09)+
 FIGUEROA, Ed, rhp (’74-75)
 FIMPLE, Jack, c (’87)#
 FINLEY, Chuck, inf (’86-99)
 FINLEY, Steve, c (’05)
 FISCHER, Todd, rhp (’86)
 FISHER, Eddie, rhp (’69-72)
 FITZGERALD, Mike, of/c (’92)#
 FITZMORRIS, Al, rhp (’78)
 FLETCHER, David, inf (’18-)*
 FLORA, Kevin, inf (’91/95)#
 FLORES, Gil, of (’77)#
 FLORES, Ramon, of (’17)*
 FOILES, Hank, c (’63-64)*
 FOLI, Tim, inf (’82-83)#
 FONTANA, Nolan, inf (’17-18)*
 FORD, Dan, of/dh (’79-81)*
 FORSCH, Ken, rhp (’81-86)
 FORTSTER, Terry, inf (’86)
 FORTUGNO, Tim, inf (’92-93)
 FOSTER, Alan, rhp (’72)
 FOWLER, Art, rhp (’61-64)
 FOWLKES, Alan, rhp (’85)
 FOYACK, Paul, rhp (’63-64)
 FRANSEN, Kevin, inf (’10)#
 FRANKLIN, Nick, inf (’17)+
 FRASER, Willie, rhp (’86-90)
 FREEMAN, Sam, inf (’19)
 FRIESE, David, inf (’14-15)#
 FREGOSI, Jim, inf (’61-71)#
 FREY, Steve, inf (’92-93)
 FRIERI, Ernesto, rhp (’12-14)
 FROHWIRTH, Todd, rhp (’96)
 FROST, Dave, rhp (’78-81)
 FUENTES, Brian, inf (’09-10)
 FULLMER, Brad, dh/inf (’02-03)*
 FYHRIE, Mike, rhp (’99)

-G-

GABRIELSON, Len, of (’67)*
 GAETTI, Gary, inf/dh (’91-93)#
 GALLARRAGA, Andres, inf/dh (’04)#
 GALLAGHER, Al, inf (’78)#
 GALLAGHER, Dave, of (’91/95)#
 GANT, Ron, of/dh (’00)#
 GARCIA, Carlos, inf (’98)#
 GARCIA, Luis, rhp (’19)
 GARCIA, Miguel, rhp (’87)
 GARLAND, Jon, rhp (’08)
 GARNEAU, Dustin, c (’19)#
 GARR, Ralph, of/dh (’79-80)*
 GARRETT, Adrian, c/dh (’75-76)*
 GARRETT, Greg, inf (’70)
 GARVER, Ned, rhp (’61)
 GATEWOOD, Aubrey, rhp (’63-65)
 GELBERT, Vern, rhp (’69)
 GELTZ, Steven, rhp (’12)
 GENTRY, Craig, of (’16)#
 GERBER, Craig, inf (’85)*

GIAVOTELLA, Johnny, inf (’15-16)#
 GI, Benji, inf (’00-03)#
 GILBRETH, Bill, inf (’74)
 GILLASPIE, Connor, inf (’15-)*
 GLAUS, Troy, inf (’98-04)*
 GLOVER, Gary, rhp (’03)
 GOHR, Greg, rhp (’86)
 GOLTZ, Dave, rhp (’93)
 GONZALES, Larry, c (’93)#
 GONZALES, Rene, of (’92-93/95)#
 GONZALEZ, Jose, of (’92)#
 GONZALEZ, Tony, of (’70-71)*
 GOODWIN, Brian, of (’19-)*
 GOODWIN, Dan, inf/dh (’75, ’77-78)*
 GORNEAULT, Nick, of (’07)#
 GOTAY, Julio, inf (’65)#
 GOTT, Trevor, rhp (’15)
 GRABARKEWITZ, Bill, inf (’73)#
 GRAHE, Joe, rhp (’90-94)
 GRATEROL, Juan (’16-18)
 GRBA, Eli, rhp (’63-62)
 GREBECK, Craig, inf (’97)#
 GREEN, Grant, inf (’13-15)#
 GREEN, Lenny, of (’64)*
 GREEN, Steve, rhp (’01)
 GREENE, Todd, c/dh (’96-99)#
 GREGG, Kevin, rhp (’03-06)
 GREGORIO, Tom, c (’03)#
 GREINKE, Zack, rhp (’16)
 GRICH, Bobby, inf (’77-86)
 GRIFFIN, Doug, inf (’70)#
 GRIFFIN, Tom, rhp (’78)
 GRILLI, Jason, rhp (’14)
 GRIMSLEY, Jason, rhp (’96)
 GROSS, Kevin, rhp (’97)
 GRUBE, Jarrett, rhp (’14)
 GRUBER, Kelly, inf (’93)#
 GUBICZA, Mark, rhp (’97)
 GUERRA, Deolis, rhp (’16-17)
 GUERRA, Javy, rhp (’16)
 GUERRERO, Mario, inf/dh (’76-77)#
 GUERRERO, Vladimir, of (’04-09)
 GUILLEN, Jose, of (’77)#
 GURKA, Jason, inf (’17)
 GUTIERREZ, Juan, rhp (’13)
 GWYN, Marc, rhp (’07)

-H-

HABYAN, John, rhp (’95)
 HALICKI, Ed, rhp (’80)
 HALL, Jimmie, of (’67-68)
 HALLER, Shane, inf (’04)#
 HAMILTON, Jack, of (’67-68)
 HAMILTON, Josh, of (’13-15)
 HAMLIN, Ken, inf (’61)#
 HAMPTON, Ike, c (’75-79)+
 HANCOCK, Ryan, rhp (’96)
 HAND, Rich, rhp (’73)
 HANSON, Tommy, rhp (’13)
 HAREN, Dan, rhp (’10-12)
 HARKEY, Mike, rhp (’95)
 HARLOW, Larry, of (’79-81)*
 HARPER, Brian, of (’79, ’81)#
 HARPER, Tommy, inf/dh (’75)#
 HARRISON, Bill, rhp (’68)
 HARRIS, Brendan, inf (’13)#
 HARRIS, John, inf (’79-81)*
 HARRIS, Pep, inf (’96-99)
 HARTZELL, Paul, rhp (’76-78)#
 HARVEY, Bryan, rhp (’87-92)
 HARVEY, Matt, rhp (’19)
 HASEGAWA, Shigetoshi, rhp (’97-01)



Andy Hassler

HASSLER, Andy, inf (’71/73-76/80-83)
 HATHAWAY, Hilby, inf (’92-93)
 HAWKINS, LaTroy, rhp (’12)

HAWPE, Brad, of (’13)*
 HAYNES, Nathan, of (’07-03)*
 HAYES, Von, of/dh (’92)*
 HEANEY, Andrew, inf (’15-)*
 HEFFNER, Bob, rhp (’68)
 HEISE, Bob, inf (’74)*
 HELD, Woodie, inf/of (’67-68)#
 HEMAN, Russell, rhp (’61)#
 HEMPHILL, Bret, c (’99)+
 HENDERSON, Rickey, of (’97)#
 HENDRICK, George, of/dh (’85-88)#
 HENSLEY, Matt, rhp (’04)
 HERMOSILLO, Michael, of (’18-)*
 HERNANDEZ, David, rhp (’17)
 HERNANDEZ, Jackie, inf (’65-66)#
 HERRERA, Yoslani, rhp (’14)
 HERRMANN, Ed, c (’76)
 HESTER, John, c (’12-13)#
 HIATT, Jack, c/inf (’64, ’72)#
 HIBBS, Jim, dh (’67)#
 HICKS, Jim, of (’69-70)#
 HILL, Donnie, inf (’90-91)+
 HILL, Glennan, of/dh (’01)#
 HILL, Ken, rhp (’97-00)
 HILL, Rich, inf (’14)
 HILLENBRAND, Shea, inf (’07)#
 HILLENCHUFFE, Brett, rhp (’00)#
 HINTON, Chuck, inf/of (’68)#
 HOBBSON, Butch, inf (’81)#
 HOCKENBERRY, Chuck, rhp (’75)
 HOFFMAN, Glenn, inf (’89)#
 HOLLAND, Al, inf (’85)*
 HOLLANDS, Dave, inf (’97-98)+
 HOLTZ, Mike, inf (’96-01)
 HOLZEMER, Mark, inf (’93, ’95-96)
 HOWARD, Doug, inf/of (’72-74)*
 HOWELL, Jack, inf/dh (’85-91, ’96-97)
 HUDLER, Rex, inf/of (’94-96)
 HUDSON, Charlie, inf (’75)
 HUDSON, Joe, c (’18)
 HUFF, David, inf (’16)
 HUMPHREY, Terry, c (’76-79)
 HUNT, Ken, of (’61-63)#
 HUNTER, Torii, of (’08-12)*
 HUSON, Jeff, inf (’99)*

-I-

IANNETTA, Chris, c (’12-15)#
 IBARZA, Raul, of/dh, (’14)*
 IBANEZ, Edgar, inf (’15)
 ISRINGHAUSEN, Jason, rhp (’12)
 IZTURIS, Maicer, inf (’05-12)+
 -J-
 JACKSON, Bo, of/dh (’94)#
 JACKSON, Reggie, of/dh (’82-86)*
 JACKSON, Ron, of (’75-78, ’82-84)#
 JACKSON, Ryan, inf (’15)#
 JAMES, Johnny, rhp (’61)
 JAMES, Mike, rhp (’95-99)
 JAMES, Stan, of (’93)+
 JEFFERIES, Gregg, inf/of (’98)+
 JEFFERSON, Jesse, rhp (’81)
 JEPSEN, Kevin, rhp (’08-14)
 JEREZ, Williams, inf (’18)
 JEWELL, Jake, rhp (’18-19)
 JIMENEZ, Luis, inf (’13-14)+
 JOHN, Tommy, inf (’82-85)
 JOHNSON, Alex, of (’70-71)#
 JOHNSON, Gary, of (’03)*
 JOHNSON, Jim, rhp (’18)
 JOHNSON, Keith, inf (’00)#
 JOHNSON, Lou, of (’61/69)#
 JOHNSON, Mark, inf (’98)*
 JOHNSON, Sherman, inf (’18)*
 JOHNSTONE, Jay, of (’66-70)*
 JONES, Bob, of (’76-77)*
 JONES, Greg, rhp (’03, ’05-07)
 JONES, Ruppert, of (’85-87)*
 JOYCE, Matt, of (’15)*
 JOYNER, Wally, inf (’86-91, ’01)*
 JUDEN, Jeff, rhp (’98)


-K-

KARL, Scott, inf (’00)
 KAUFMAN, Curt, rhp (’84)
 KAZMIR, Scott, inf (’09-11)
 KEALEY, Steve, rhp (’68-70)
 KEEDY, Pat, inf/of (’85)#
 KELLEHER, Mick, inf (’82)#
 KELSO, Bill, rhp (’64-67)

KENDRICK, Howie, inf (’06-14)*
 KENNEDY, Adam, inf (’00-06)*
 KINGMAN, Dave, of/dh (’77)#
 KINSLER, Ian, inf (’18)#
 KIPPER, Bob, inf (’85)
 KIRKPATRICK, Ed, c/of (’62-68)*
 KIRKWOOD, Bruce, rhp (’74-77)
 KISON, Don, rhp (’80-84)
 KLINE, Ron, rhp (’61)
 KLOCZESKI, Ted, inf (’61)*
 KNAPP, Chris, rhp (’78-80)
 KNOOP, Bobby, of (’64-69)#
 KOHN, Michael, rhp (’10-14)*
 KOPPE, Joe, inf (’61-65)#
 KOSCO, Andy, of (’62)#
 KOSTRO, Frank, of (’73)#
 KOTCHMAN, Casey, inf (’04-08)*
 KRASZY, Marc, inf (’15)*
 KRAWCZYK, Ray, rhp (’88)
 KREUTER, Chad, c (’97-98)+
 KROL, Ian, inf (’18)
 KUBITZA, Kyle, inf (’15)*
 KUBSKI, Gil, of (’80)*
 KUHAULLA, Fred, inf (’77)
 KUNSEY, Art, c (’71-73)#

-L-

LACEY, Bob, rhp (’83)
 LACEY, John, rhp (’02-09)
 LAORTE, Frank, rhp (’84)
 LAHOURD, Jeff, of/dh (’74-76)*
 LAMB, John, inf (’18)
 LANDREAUX, Ken, of (’77-78)*
 LANGE, Dick, rhp (’72-75)
 LANGENHANS, Ryan, of (’12)*



Mark Langston

LANGSTON, Mark, inf (’90-97)
 LANSFORD, Carney, inf (’78-80)#
 LAROCHE, Dave, inf (’70-71/77-80)
 LASHER, Fred, rhp (’71)
 LA STELLA, Tommy, inf (’19-)*
 LATMAN, Barry, rhp (’64-65)
 LATOS, Mat, rhp (’15)
 LAZOROK, Jack, rhp (’87-88)
 LEALCAN, Wade, inf (’14)
 LEE, Bob, rhp (’64-66)
 LEE, Don, rhp (’62-65)
 LEE, Mike, inf (’63)
 LEEK, Gene, inf (’61-62)#
 LEEFFERTS, Craig, inf (’94)
 LEFFWICH, Phil, rhp (’93-94, ’96)
 LEITER, Mark, rhp (’94)
 LEINE, Frank, inf (’62)*
 LEINEN, Alex, inf (’61-63)
 LEVINE, Al, inf (’99-02)
 LEWIS, Scott, rhp (’90-94)
 LEVITZ, Jim, c/dh (’97)#
 LINARES, Rufino, dh (’85)#
 LINCECUM, Tim, rhp (’16)
 LIND, Jose, inf (’95)#
 LINTON, Doug, rhp (’93)#
 LLENAS, Winston, inf (’68-69, ’72-75)#
 LOCKE, Bobby, rhp (’67-68)
 LOCKWOOD, Skip, rhp (’74)
 LOPEZ, Carlos, of/dh (’76)#
 LOPEZ, Marcelino, inf (’65-67)
 LOPEZ, Ramon, rhp (’66)
 LORRAINE, Andrew, inf (’94-95)
 LOU, Shane, rhp (’08-09)
 LOVEALEC, Vance, inf (’88-89)
 LUVULLO, Tony, inf (’93)+
 LOVE, Mark, rhp (’13)
 LOWRATICH, Steve, inf (’81, ’83)#
 LUCAS, Gary, rhp (’86-87)
 LUCROY, Jonathan, c (’19)#
 LUGO, Urbano, rhp (’85-88)

LUKASIEWICZ, Mark, inf (’01-02)
 LUKE, Matt, inf (’99)*
 LYNN, Keith, inf (’00)
 LYUNO, Fred, of (’81-84)*
 LYONS, Barry, inf (’91)#

-M-

MACHEMER, Dave, inf (’78)#
 MACK, Tony, rhp (’85)
 MAGNANTE, Mike, inf (’99)
 MAGNIFICO, Damien, rhp (’17)
 MAGNARE, Joe, inf (’93-94)
 MAHLE, Greg, inf (’16)
 MAHLER, Mickey, inf (’81-82)
 MALDONADO, Martin, c (’17-18)#
 MALONEY, Jim, inf (’71)
 MALONEZ, Frank, inf (’66)#
 MARSHALL, Mike, rhp (’91)
 MARTI, Alfredo, of (’15)#
 MARTE, Jery, inf (’16-18)
 MARTIN, Paco, inf (’98)
 MARTINEZ, Carlos, inf/dh (’95)#
 MARTINEZ, Fred, rhp (’80-81)
 MARONDE, Nick, inf (’12-14)
 MASHORE, Damon, of (’98)#
 MATTHEWS, Ryan, inf (’15)
 MATHIS, Jeff, c (’05-11)#
 MATHIAGA, David, inf (’05)#
 MATSU, Hideki, of (’10)*
 MATTHEWS JR., Gary, of (’07-09)+
 MAYBIN, Cameron, of (’17)#
 MAY, Carlos, of/dh (’77)*
 MAY, Barry, inf (’96-97)
 MAY, Rudy, inf (’65, ’69-74)
 McAnulty, Paul, inf (’10)
 McBRIDE, Ken, inf (’61-65)
 MCCASKILL, Kirk, rhp (’85-91)
 MCCURRY, Bob, rhp (’99-01)
 MCCRAW, Tom, inf/of (’73-74)
 McDONALD, John, inf (’14)#
 McDOWELL, Jack, rhp (’98-99)
 McFLOYD, Jack, inf (’96-97)
 McFLARINE, Orlando, c (’67-68)#
 McGLOTHLIN, Jim, inf (’65-69)
 McGUIRE, Byron, rhp (’18)
 McLAUGHLIN, Deek, rhp (’83)#
 McLMORE, Mark, inf (’86-90)+
 McMULLEN, Ken, inf (’70-72)#
 McPHERSON, Dallas, inf (’04-07)*
 IBARRA, Adalberto, inf (’19)
 MELTON, Bill, inf/dh (’76)#
 MELLY, Rudy, inf (’71, ’73-75)*
 MERCER, Kent, inf (’00)
 MERLON, Lou, inf (’05)
 MEYER, Steve, rhp (’68-72)
 MEYER, Alex, rhp (’16-18)
 MEYER, Robert, inf (’64)
 MIDCH, Bart, rhp (’01, ’03)
 MIDDLETON, Keynan, rhp (’17-18)
 MILLY, Mike, inf (’75-76)+
 MILLER, Darrell, c (’84-88)#
 MILLER, Dyan, rhp (’77-79)
 MILLER, Rick, of (’78-80)
 MILLS, Brad, inf (’12)
 MINCHON, Don, inf (’67-68)*
 MINTON, Greg, rhp (’87-90)
 MINITZ, Steve, rhp (’98)
 MOLICER, Ron, rhp (’61-63)
 MOLINA, Benjie, c (’98-05)
 MOLINA, Jose, c (’01-07)*
 MONDES, Raul, of (’04)#
 MONSIE, Jim (’75-77)
 MONTAGUE, John, rhp (’79-80)
 MONTANEZ, Guillermo, inf (’66)*
 MONTAEGUDO, Aurelio, rhp (’73)
 MONTELEONE, Rich, rhp (’88-89, ’95-96)
 MOORE, Balor, inf (’77)
 MOORE, Donnie, rhp (’85-88)
 MOORE, Jeremy, of (’11)*
 MORALES, Kendrys, inf (’06-12)+
 MORALES, Osmer, rhp (’18)
 MORAN, Billy, inf (’61-64)+
 MORANO, Angel, inf (’81-82)*
 MORENO, Jose, inf/dh (’82)+
 MORGAN, Tom, rhp (’61-63)
 MORIN, Mike, rhp (’14-17)
 MORRIS, Akeel, rhp (’18)
 MORRIS, John, inf (’92)*
 MORTON, Bubba, of (’66-69)#
 MOSEBACH, Bobby, rhp (’09)

ANGELS ALL-TIME ROSTER



MOSELEY, Dustin, rhp ('06-09)
 MOSEY, Jerry, c ('71)*
 MOTTION, Curt, of ('72)*
 MULLINIKS, Rance, inf ('77-79)*
 MURPHY, David, of ('15)*
 MURPHY, Tom, rhp ('62-72)*
 MURPHY, Tommy, of ('06-07)*
 MURRAY, Eddie, inf/dh ('97)*
 MYERS, Greg, c ('92-95)*

-N-
 NAPOLI, Mike, c ('06-10)*
 NARRON, Jerry, c ('83-86)*
 NAVA, Daniel, of ('16)*
 NAVARRO, Elen, inf/of ('11-15)*
 NAVARRO, Julio, rhp ('62-64)
 NELSON, Chris, inf ('13)*
 NELSON, Gene, rhp ('93)
 NELSON, Mel, rhp ('63)
 NETTLES, Morris, of ('74-75)*
 NEWBY, Phil, inf ('98)*
 NEWMAN, Fred, rhp ('62-67)
 NIELSEN, Jerry, lhp ('81)*
 NIEUWENHUIS, Kirk, of ('15)*
 NIEVES, Jose, inf ('01-02)*
 NOBOA, Junior, inf ('88)*
 NOLAN, Gary, rhp ('77)*
 NOLASCO, Ricky, rhp ('16-17)
 NORDBROOK, Tim, inf ('76)*
 NORRIS, Bud, rhp ('17)
 NUXHALL, Joe, lhp ('62)*

-O-
 OBERHOLTZER, Brett, lhp ('16)
 OBERKELF, Ken, inf/of ('92)*
 O'BRIEN, Mike, c ('83)*
 O'BRIEN, Charlie, c ('98-99)*
 O'BRIEN, Syd, inf ('71-72)*
 OCHOA, Alex, of ('02)*
 O'DAY, Darren, rhp ('08)
 OHTANI, Shohei, dh/rhp ('18-*)
 OLIVARES, Omar, rhp ('98-99)*
 OLIVER, Bob, inf/of ('72-74)*
 OLIVER, Darren, lhp ('07-09)
 O'MALLEY, Shawn, inf ('14)*
 ORTEGA, Anthony, rhp ('09)
 ORTEGA, Rafael, of ('16)*
 ORTIZ, Ramon, rhp ('93-04)
 ORTON, John, c ('89-93)*
 OSINSKI, Dan, rhp ('62-64)
 O'SULLIVAN, Sean, rhp ('09-10)
 OTT, Ed, c ('81)*
 OVERY, Mike, rhp ('76)
 OWEN, Spike, inf ('94-95)*
 OWENS, Eric, of ('03)*
 OYLER, Ray, inf ('70)*

-P-
 PACTWA, Joe, lhp ('75)
 PALMEIRO, Orlando, of ('95-02)*
 PALMER, Matt, rhp ('09-11)
 PAREDES, Eduardo, rhp ('17-18)
 PARKER, Blake, rhp ('17-18)
 PARKER, Billy, inf ('71-73)*
 PARKER, Dave, dh ('19)*
 PARKER, Jarrett, of ('19)*
 PARRISH, Lance, c ('80-82)*
 PATEK, Fred, inf ('80-83)*
 PATTERSON, Bob, rhp ('94-95)
 PATTERSON, Ken, lhp ('93-94)
 PATTIN, Marty, rhp ('68)
 PAUL, Josh, c ('04-05)*
 PAULEY, David, rhp ('12)
 PEARSON, Abbie, of ('61-66)*
 PEÑA, Felix, rhp ('18)*
 PENA, Orlando, rhp ('74-75)
 PENNINGTON, Brad, lhp ('96)
 PENNINGTON, Cliff, inf ('16-17)*
 PERALTA, Joel, rhp ('05)
 PERCIVAL, Troy, rhp ('95-04)
 PEREZ, Carlos, c ('15-17)*
 PEREZ, Eduardo, inf ('93-95)*
 PEREZ, Marty, inf ('69-70)*
 PERRISHO, Matt, lhp ('97)
 PERRANOSKI, Ron, lhp ('73)
 PERRY, Bob, of ('63-64)*
 PESTANO, Vinnie, rhp ('14-15)
 PETERS, Dillon, lhp ('13-*)
 PETKOVSEK, Mark, rhp ('99-00)

PETRY, Dan, rhp ('88-89)
 PETTI, Gregorio, inf ('65)*
 PETTI, Yusemeiro, rhp ('17)*
 PETTIT, Chris, of ('09-11)*
 PETTIS, Gary, of ('82-87)*
 PHILLIPS, Brandon, inf ('17)*
 PHILLIPS, Tony, of/dh ('95, '97)*
 PICCIOLLO, Raul, inf ('84)*
 PICHE, Ron, rhp ('65)
 PIERSALL, Jimmy, of ('63-67)*
 PINA, Horacio, rhp ('74)
 PINEIRO, Joel, rhp ('10-11)
 PINSON, Vada, of ('72-73)*
 POLIDORO, Gustavo, inf ('85-88)*
 POLONIA, Luis, of ('90-93)*
 POTE, Lou, rhp ('99-02)
 POUNDERS, Brooks, rhp ('17)
 POWER, Vic, inf ('64-65)*
 PRIDDY, Bob, rhp ('69)
 PRIDE, Curtis, of ('04-06)*
 PRIETO, Chris, of ('05)*
 PRINZ, Bret, rhp, ('75)*
 PRITCHETT, Chris, inf ('96, '98-99)*
 PUELLO, Cesar, of ('17, '19)*
 PUJOLS, Albert, inf ('12-*)

-Q-
 QUEEN, Mel, rhp ('70-72)
 QUINLAN, Robb, inf/of ('03-10)*
 QUINTANA, Luis, lhp ('74-75)

-R-
 RAMIREZ, Horacio, lhp ('11)
 RAMIREZ, JC, rhp ('16)
 RAMIREZ, Julio, of ('02-*)
 RAMIREZ, Noe, rhp ('17-*)
 RAMIREZ, Orlando, inf ('74-77, '79)*
 RAMOS, Cesar, lhp ('15)
 RAMSEY, Matt, rhp ('19)
 RANNEY, Merritt, c ('65)*
 RAPP Pat, rhp ('01)
 RASMUS, Doug, rhp ('13-16)
 RAU, Corey, lhp ('81)
 RAY, Johnny, inf ('87-90)*
 RAZIANO, Barry, rhp ('74)
 REDFIELD, Joe, inf ('88)*
 REED, Howie, rhp ('66)
 REICHARDT, Rick, of ('64-70)*
 REMY, Jerry, inf ('75-77)*
 RENGIFO, Luis, inf ('19-*)
 RENNE, Steve, rhp ('81-82)
 REPOZ, Roger, inf/of ('67-72)*
 RESOP, Chris, rhp ('07)
 RETTENMUND, Merv, of/dh ('78-80)*
 REYES, Jerry, lhp ('87)
 REVERE, Ben, of ('17)*
 REYES, Jo Jo, lhp ('15)
 REYNOLDS, Archie, rhp ('71)
 REYNOLDS, Harold, inf ('94)*
 REYNOLDS, Tom, of ('70-71)*
 RICE, Del, c ('61)*
 RICHARDS, Garrett, rhp ('11-18)
 RICHARDSON, Jeff, rhp ('90)
 RIGGS, Adam, inf ('03-04)*
 RIVERA, Juan, of ('04-10)*
 RIVERA, Rene, c ('18)
 RIVERS, Mickey, of ('70-75)*
 ROBERTSON, Daniel, of ('15)*
 ROBERTSON, Rich, lhp ('98)
 ROBISON, Don, rhp ('98)
 ROBISON, Frank, of/dh ('73-74)*
 ROBISON, Jeff, rhp ('91)
 ROBISON, Shane, OF ('16-17)*
 ROBLES, Hansel, rhp ('18)*
 RODGERS, Buck, c ('61-69)*
 RODNEY, Fernando, rhp ('10-11)
 RODRIGUEZ, Aurelio, inf ('67-70)*
 RODRIGUEZ, Ellie, c ('74-75)*
 RODRIGUEZ, Fernando, rhp ('09)
 RODRIGUEZ, Francisco, rhp ('02-08)
 RODRIGUEZ, Francisco, rhp ('10-11)
 RODRIGUEZ, Jose, rhp ('19)*
 RODRIGUEZ, Rafael, rhp ('09-10)
 RODRIGUEZ, Raul, lhp ('03)
 RODRIGUEZ, Sean, inf ('08-09)*
 ROJAS, Minnie, rhp ('66-68)
 ROMANICK, Ron, rhp ('84-86)
 ROMINE, Andrew, inf ('13-03)*
 ROMERO, J.C., lhp ('06)

ROOF, Phil, c ('65)*
 ROSE, Bobby, inf ('89-92)*
 ROSE, Don, rhp ('72)
 ROSS, Gary, rhp ('75-77)
 ROTH, Michael, lhp ('13-14)
 RUBIO, Roger, lhp ('66-67)
 RUJ, Joe, of ('77-80)*
 RUCINSKI, Drew, rhp ('14-15)
 RUHLE, Vern, rhp ('86)
 RUIZ, Chico, inf ('70-71)*
 RYAL, Mark, of ('86-87)*
 RYAN, Brendan, inf ('16)*
 RYAN, Michael, of ('10)*
 RYAN, Nolan, rhp ('72-79)

-S-
 SADOWSKI, Bob, lhp ('63)
 SADOWSKI, Ed, c ('61-63)*
 SALAS, Fernando, rhp ('14-16)
 SALMON, Tim, of ('92-06)*
 SAMPEL, Bill, rhp ('94)
 SANCHEZ, Luis, rhp ('81-85)
 SANDERS, Ken, rhp ('74)
 SANDERSON, Scott, rhp ('93, '95-96)
 SANDOVAL, Freddy, inf ('08-09)*
 SANDOVAL, Patrick, lhp ('19-*)
 SANDS, Charlie, c/dh ('73-74)*
 SANFORD, Jack, rhp ('65-67)
 SANTANA, Ervin, rhp ('05-12)
 SANTIAGO, Hector, lhp ('14-16)
 SATRIANO, Tom, inf ('61-69)*
 SAUNDERS, Joe, lhp ('05-10)
 SCHAAL, Paul, inf ('64-68, '74)*
 SCHEINBLUM, Richie, of/dh ('73-74)*
 SCHIMPF, Ryan, inf ('18)*
 SCHMIDT, Jeff, rhp ('96)
 SCHONEWEISS, Scott, lhp ('99-03)
 SCHOFIELD, Dick, inf ('83-92, '96)*
 SCHROEDER, Bill, c/inf ('89-90)*
 SCHU, Rick, inf ('90)*
 SCHULER, Dave, lhp ('79-80)
 SCHWARZ, Jeff, rhp ('94)
 SCOMIERS, Daryl, inf/dh ('81-85)*
 SCOTT, Darryl, rhp ('93)
 SCOTT, Mickey, lhp ('75-77)
 SCRIBNER, Troy, rhp ('17)
 SEGURA, Jean, inf ('12)*
 SELE, Aaron, rhp ('02-04)
 SELLS, Dave, rhp ('72-75)
 SELMA, Dick, rhp ('74)
 SEMPROCK, Roman, rhp ('61)
 SERRANO, Alex, rhp ('08)
 SHANK, Harvey, rhp ('70)
 SHEETS, Andy, inf ('99)*
 SHERRY, Larry, rhp ('68)
 SHIELDS, Scot, rhp ('01-10)
 SHIPLEY, Craig, inf ('98)*
 SHOCKLEY, Costen, inf ('65)*
 SHOEMAKER, Matt, rhp ('13-18)
 SHUCK, J.B., of ('13-14)*
 SIEBERN, Norm, inf ('66)*
 SILVERO, Tomas, of ('70-72)*
 SILVESTRI, Dave, inf ('99)*
 SIMMONS, Andrelton, ss ('16-*)
 SIMMONS, Curt, lhp ('67)
 SIMPSON, Dick, of ('62, '64-65)*
 SIMPSON, Wayne, rhp ('77)
 SINGER, Bill, rhp ('73-75)
 SKAGGS, Dave, c ('80)*
 SKAGGS, Tyler, lhp ('14-19)
 SKOWRON, Bill, inf ('67)*
 SLATON, Jim, rhp ('84-86)
 SLAGHT, Don, c ('96)*
 SMITH, B.G., of ('65)*
 SMITH, Billy, inf ('75-76)*
 SMITH, D.W., rhp ('84-85)
 SMITH, Dwight, of ('94)*
 SMITH, Joe, rhp ('14-16)
 SMITH, Kevan, c ('19)*
 SMITH, Lee, rhp ('95-96)
 SMITH, Willie, lhp ('64-66)
 SNOX, J.T., inf ('92-96)*
 SOJO, Luis, inf ('91-92)*
 SOTO, Geovany, c ('16)*
 SOLAITA, Tony, inf/dh ('76-78)*
 SORENSEN, Zach, of ('05)*
 SPANGLER, Al, of ('65-66)*
 SPARKS, Steve, rhp ('98-99)
 SPEIER, Justin, rhp ('07-09)
 SPENCER, Jim, inf ('68-73)*

SPIEZIO, Scott, inf/dh ('00-03)+
 SPRING, Jack, lhp ('61-64)
 SPRINGER, Dennis, rhp ('96-97)
 SPRINGER, Russ, rhp ('93-95)
 SPROUT, Bob, lhp ('61)
 STANGE, Daniel, rhp ('13)
 STANTON, Leroy, of ('72-76)*
 STASSI, Max, c ('19-*)
 STEIRER, Ricky, rhp ('82-84)
 STELMASZAK, Rick, c ('73)*
 STEPHENSON, John, c ('71-73)*
 STEVENS, Lee, inf ('90-92)*
 STEWART, Ian, inf ('14)*
 STILLWELL, Kurt, inf ('93)+
 STOCKER, Kevin, inf ('00)+
 STOKES, Brian, rhp ('10)
 STONEMAN, Chris, rhp ('74)
 STRATTON, Brill, rhp ('19)
 STREET, Huston, rhp ('14-17)
 STUART, Dick, inf ('69)*
 STUBING, Moose, inf ('67)*
 SUKADAK, Bill, dh ('75-*)
 SUKLA, Ed, rhp ('64-65)
 SUAREZ, Jose, lhp ('19-*)
 SUTTON, Don, rhp ('85-87)*
 SWAN, Craig, rhp ('84)
 SWINGLE, Paul, rhp ('93)

-T-
 TAKAHASHI, Hisanori, lhp ('11-12)
 TANANA, Frank, lhp ('73-80)
 TANNER, Chuck, of ('61-62)*
 TATUM, Jarvis, of ('68-70)*
 TATUM, Ken, rhp ('69-70)
 TAYLOR, Andrew, lhp ('12)
 TAYLOR, Bob, c ('67)*
 TAZAWA, Junichi, rhp ('18)
 TEIXEIRA, Mark, inf ('08)+
 THAISS, Matt, inf ('19-*)
 THATCHER, Joe, lhp ('14)
 THOMAS, Derral, inf/of ('84)+
 THOMAS, George, of ('61-63)*
 THOMAS, Lee, inf/of ('61-64)*
 THOMPSON, Jason, inf/dh ('80)*
 THOMPSON, Rich, rhp ('07-12)
 THON, Dickie, inf ('79-80)*
 THRONBERGER, Faye, of ('61)*
 TIANT, Luis, rhp ('82)
 TINGLEY, Ron, c ('89-93)*
 TORBORG, Jeff, c ('71-73)*
 TORRES, Felix, inf ('62-64)*
 TORRES, Roberto, of ('76-77)*
 TOVAR, Wilfredo, inf ('19)*
 TRAVIS, Bill, lhp ('81-83)
 TREVINO, Bobby, of ('68)*
 TROPANO, Nick, rhp ('15-19)
 TROUT, Mike, of ('11-*)
 TRUMBO, Mark, inf ('10-13)*
 TURLEY, Bob, rhp ('63)
 TURNBOW, Derrick, rhp ('00, '03)
 TURNER, Chris, c ('93-97)*
 TURNER, Ken, lhp ('67)

-U-
 UNROE, Tim, inf/of ('99)*
 UPSTON, Justin, of ('17-*)

-V-
 VALBUENA, Luis, inf ('17-18)+
 VALDES, Ismael, rhp ('01)
 VALDES, Jose, rhp ('16-17)
 VALENTE, Bobby, of ('73-75)*
 VALENTE, Ellis, of ('83)*
 VALENZUELA, Fernando, lhp ('91)
 VALERIA, Julio, rhp ('92-95)
 VAN RYKEL, Ty, inf ('93)*
 VAN BUREN, Ben, lhp ('96)
 VARGAS, Jason, lhp ('13)
 VARGAS, Mo, inf/dh ('99-01)*
 VELARDE, Randy, inf ('96-99)*
 VELAZQUEZ, Gil, inf ('11)*
 VENABLE, Max, of ('89-91)*
 VERHOEVEN, John, rhp ('76-77)
 VICTORINO, Shane, of ('15)*
 VINSON, Charlie, inf ('66)*
 VOSS, Bill, of ('69-70)*

-W-
 WAGNER, Leon, of ('61-63)*
 WALBECK, Matt, of ('88)
 WALDEN, Jordan, rhp ('10-12)

WALEWANDER, Jim, inf ('93)+
 WALKER, Chico, of ('88)
 WALKER, Tom, rhp ('77)
 WALL, Donne, rhp ('02)
 WALL, Josh, rhp ('14)
 WALLACE, Don, inf ('67)*
 WALSH, Tim, inf ('96)*
 WALSH, Jared, inf/dh ('19-*)
 WALTON, Jerome, of ('93)*
 WANDT, Dick, rhp ('65)
 WARD, Bryan, lhp ('00)
 WARD, Taylor, inf ('80)
 WARNER, Jack, of ('66)*
 WASHBURN, Greg, rhp ('69)
 WASHBURN, Jarrod, lhp ('98-05)
 WASHINGTON, Claudell, of ('89-90)*
 WATSON, Allen, lhp ('97-98)
 WEAVER, Eric, rhp ('00)
 WEAVER, Jeff, rhp ('06)



Jered Weaver

WEAVER, Jered, rhp ('06-16)
 WEAVER, Jim, rhp ('60-68)
 WEBER, Ben, rhp ('00-04)
 WELLS, Vernon, of ('11-12)*
 WELSH, John, inf ('67)*
 WESSON, Barry, of ('76)
 WHELOCK, Gary, rhp ('03)
 WHITE, Devon, of ('80-90)*
 WHITMER, Dan, c ('95-96)*
 WILFONG, Rob, inf ('82-86)*
 WILHELM, Hoyt, rhp ('66-68)
 WILK, Adam, lhp ('15)
 WILLHITE, Nick, lhp ('67)
 WILLIAMS, Jerome, rhp ('11-13)
 WILLIAMS, Mitch, lhp ('95)
 WILLIAMS, Reggie, of ('92, '98-99)*
 WILLIAMS, Shad, rhp ('96-97)
 WILLITS, Reggie, of ('06-11)*
 WILSHUSEN, Terry, rhp ('73)
 WILSON, Bobby, c ('08-12)*
 WILSON, C.J., lhp ('15-19)*
 WILSON, Tack, of ('87)*
 WILSON, Trevor, lhp ('98)
 WINDHORN, Gordon, of ('62)*
 WINFIELD, Dave, of/dh ('90-91)*
 WISE, Matt, of ('00-03)
 WITT, George, rhp ('62)
 WITT, Mike, rhp ('81-90)
 WOLF, Wesly, lhp ('69-70)
 WOOD, Ken, inf ('19)*
 WOOD, Blake, rhp ('17-18)
 WOOD, Brandon, inf ('07-11)*
 WOODS, Jake, lhp ('05)
 WOOTEN, Shawn, c/dh ('00-03)*
 WRIGHT, Clyde, lhp ('66-73)
 WRIGHT, Daniel, rhp ('16-17)
 WRIGHT, Wesley, lhp ('15)
 WYNEGAR, Butch, c ('87-88)*
 WYNNE, Billy, rhp ('71)

-Y-
 YAN, Esteban, rhp ('05-06)
 YATES, Kirby, rhp ('17)
 YOST, Eddie, inf ('61-62)
 YOUNG, Chris, of ('18)
 YOUNG, Cliff, lhp ('90-91)
 YOUNG, JR, Eric, inf/of ('17-18)+

-Z-
 ZAHN, Geoff, lhp ('81-85)

CLUB HISTORY





ANGELS OPENING DAY LINEUPS

1961	1962	1963	1964	1965	1966	1967	1968
Yost, 3b Aspromonte, 2b Pearson, rf Kluszewski, 1b Cory, cf Hunt, cf Brickell, ss Rice, c Grba, p W, 7-2 @ Bal.	Pearson, rf Koppe, ss L. Thomas, cf Wagner, lf Torres, 3b Yost, 1b Rodgers, c Fregosi, ss Moran, 2b Grba, p W, 4-1 @ CWS	Pearson, cf Moran, 2b L. Thomas, 1b Wagner, lf Rodgers, c G. Thomas, rf Torres, 3b Fregosi, ss McBride, p W, 4-0 vs. Bos. @ L.A.	Pearson, lf Moran, 3b Fregosi, ss Adcock, 1b L. Thomas, rf Rodgers, c Simpson, cf McBride, p W, 4-0 @ Was. @ L.A.	Cardenal, cf Fregosi, ss Smith, lf Shockley, 1b Clinton, rf Rodgers, c Schaal, 3b Knoop, 2b Newman, p L, 7-1 vs. Cle. @ L.A.	Cardenal, cf Knoop, 2b Fregosi, ss Adcock, 1b Reichardt, lf Warner, rf Schaal, 3b Knoop, 2b Chance, p L, 3-2 (14 inn.) @ CWS	Schaal, 3b Fregosi, ss Hall, rf Reichardt, lf Mincher, 1b Cardenal, cf Rodgers, c Knoop, 2b Brunet, p W, 4-2 vs. Det. @ L.A.	Schaal, 3b Fregosi, ss Mincher, 1b Hinton, rf Reichardt, lf Repoz, cf Rodgers, c Knoop, 2b Brunet, p L, 1-0 @ NYY
1969	1970	1971	1972	1973	1974	1975	1976
Voss, rf Fregosi, ss Johnstone, cf Reichardt, lf Stuart, 1b Rodriguez, 3b Satriano, c Knoop, 2b McGlothin, p L, 4-3 vs. Sea. Pilots @ Anaheim	Alomar, 2b Fregosi, ss Voss, rf A. Johnson, lf Spencer, 1b Repoz, cf Azuc, c Rodriguez, 3b Messersmith, p W, 12-0 @ Mil. @ Anaheim	Alomar, 2b Fregosi, ss A. Johnson, lf Conigliaro, rf Spencer, 1b McMullen, 3b Moses, c Berry, cf Wright, p L, 4-1 vs. K.C. @ Anaheim	Alomar, 2b Rivers, cf Cardenas, ss Spencer, 1b McMullen, 3b Pinson, lf Stanton, rf Torborg, c Messersmith, p W, 10-1 vs. Tex. @ Anaheim	Grabarkewitz, 3b Valentine, ss Pinson, rf Robinson, lf McCraw, dh Spencer, 1b Berry, cf Stephenson, c Alomar, 2b Ryan, p W, 3-2 vs. K.C. @ Anaheim	Rivers, cf Doyle, 2b Valentine, lf Robinson, dh Epstein, 1b Oliver, 3b Stanton, rf Rodriguez, c Chalk, ss Ryan, p W, 8-2 @ CWS	Nettles, cf Rivers, lf Harper, dh Bochte, 1b Melton, dh Herrmann, c Stanton, rf Chalk, 3b Torres, cf Ramirez, ss Tanana, p W, 3-2 vs. K.C. @ Anaheim	Collins, lf Remy, 2b Bochte, 1b Hinton, dh Herrmann, c Stanton, rf Chalk, 3b Torres, cf Ramirez, ss Tanana, p L, 5-2 vs. Oak. @ Anaheim
1977	1978	1979	1980	1981	1982	1983	1984
Remy, 2b Grich, ss Bonds, rf Baylor, dh Rudi, lf Fairly, dh Soluta, 1b Bochte, cf Chalk, 3b Humphrey, c Tanana, p W, 7-0 @ Sea.	Miller, rf Grich, 2b Bostock, cf Baylor, dh Rudi, lf Fairly, dh Chalk, 3b Downing, c Mulliniks, ss Humphrey, c Tanana, p W, 1-0 vs. Oak. @ Anaheim	Miller, cf Ford, rf Carew, 1b Baylor, dh Rudi, lf Lansford, 3b Downing, c Grich, 2b Mulliniks, ss Tanana, p L, 5-4 @ Sea.	Collins, cf Lansford, 3b Ford, rf Baylor, dh Carew, 1b Downing, c Rudi, lf Grich, 2b Patek, ss Frost, p W, 10-2 vs. Cle. @ Anaheim	Carew, 1b Burleson, ss Lynn, cf Carew, 1b Jackson, rf Baylor, dh DeCinces, 3b Downing, lf Foli, 2b Boone, c Forsch, p L, 3-2 (11 inn.) @ Oak.	Burleson, ss Clark, rf Carew, 1b Jackson, dh Lynn, cf DeCinces, 3b Grich, 2b Foli, ss Boone, c Kison, p L, 3-2 vs. Mil. @ Anaheim	Downing, lf Clark, rf Sconiers, 1b Jackson, dh Lynn, cf DeCinces, 3b Grich, 2b Foli, ss Boone, c Kison, p W, 2-1 vs. Bos. @ Anaheim	Downing, dh Carew, 1b Beniquez, lf DeCinces, 3b Lynn, rf Grich, 2b Schofield, ss Boone, c Pettis, cf Forsch, p W, 2-1 vs. Bos. @ Anaheim
1985	1986	1987	1988	1989	1990	1991	1992
Carew, 1b Beniquez, lf Grich, 2b DeCinces, 3b Downing, dh Jackson, rf Schofield, ss Boone, c Pettis, cf Witt, p L, 6-2 vs. Min. @ Anaheim	Grich, 2b Jones, rf Joyer, 1b DeCinces, 3b Jackson, dh DeCinces, 3b Downing, lf Schofield, ss Boone, c Pettis, cf Witt, p L, 8-4 (10 inn.) @ Sea.	Downing, dh Joyer, 1b Ray, lf DeCinces, 3b Hendrick, rf White, lf Wynegar, c Burleson, ss Schofield, ss Boone, c McLemore, 2b Witt, p L, 8-5 @ CWS	McLemore, 2b Ray, lf Davis, rf Joyer, 1b Downing, dh White, lf Howell, 3b Boone, c Schofield, ss Witt, p L, 8-5 @ CWS	Downing, dh Ray, 2b White, cf Joyer, 1b Davis, dh Armas, rf Bichette, lf Parrish, c Brumansky, 1b Howell, 3b Schofield, ss Witt, p L, 9-2 vs. CWS @ Anaheim	White, cf Ray, 2b Joyer, 1b Davis, dh Bichette, lf Washington, rf Parrish, c Schu, 3b McLemore, ss Blyleven, p L, 7-4 vs. Sea. @ Anaheim	Polonia, lf Sojo, 2b Hays, rf Winfield, rf Parker, dh Parrish, c Gaetti, 3b Felix, c Reza, 2b Schofield, ss Finley, p W, 3-2 @ Sea.	Polonia, lf Felix, cf Hays, rf Brooks, dh Stevens, 1b Gaetti, 3b Parrish, c Reza, 2b DiSarcina, ss Langston, p L, 10-1 vs. CWS @ Anaheim
1993	1994	1995	1996	1997	1998	1999	2000
Polonia, lf Curtis, cf Easley, 3b Snow, 1b Davis, dh Salmon, rf Gonzales, 3b Easley, 2b DiSarcina, ss Orton, c Langston, p W, 3-1 vs. Mil. @ Anaheim	Curtis, cf Easley, 3b Salmon, rf Davis, dh Jackson, lf Perez, 1b Myers, c Reynolds, 2b DiSarcina, ss Langston, p W, 3-2 @ Min.	Phillips, lf Edmonds, cf Edmonds, cf Davis, dh Salmon, rf Perez, 3b Snow, 1b Fabregas, c DiSarcina, ss Finley, p L, 5-4 vs. Det. @ Anaheim	Velarde, 2b Edmonds, cf Salmon, rf Davis, dh Snow, 1b Anderson, lf Arias, 3b Fabregas, c DiSarcina, ss Finley, p L, 15-9 vs. Mil. @ Anaheim	Erstad, 1b Alicia, 2b Edmonds, cf Salmon, rf Hollins, 3b Anderson, lf Murray, dh Leyritz, c DiSarcina, ss Langston, p L, 6-5 vs. Bos. @ Anaheim	Erstad, 1b Cabrera, ss Anderson, dh Edmonds, cf Hollins, 3b Fielder, dh Anderson, lf Martin, 2b Walbeck, c DiSarcina, ss Finley, p W, 4-1 vs. NYY @ Anaheim	Erstad, 1b Velarde, 2b Vaughn, 1b Salmon, rf Anderson, cf Greene, dh Glaus, 3b Sheets, 3b Walbeck, c Belcher, p W, 4-5 vs. Cle. @ Anaheim	Erstad, 1b Kennedy, 2b Vaughn, 1b Salmon, rf Anderson, cf Greene, dh Glaus, 3b Spiezio, dh B. Molina, c DiSarcina, ss Hill, p L, 3-2 vs. NYY @ Anaheim
2001	2002	2003	2004	2005	2006	2007	2008
Erstad, cf Salmon, rf Glaus, 3b Anderson, lf Anderson, lf B. Molina, c Spiezio, 1b Kennedy, 2b Schoeneweis, p L, 3-2 @ Tex.	Eckstein, ss Erstad, cf Salmon, rf Anderson, lf Glaus, 3b Fullmer, dh B. Molina, c Spiezio, 1b G. Ili, 1b Kennedy, 2b Washburn, p L, 6-0 vs. Cle. @ Anaheim	Eckstein, ss Erstad, cf Guerrero, rf Anderson, lf Fullmer, dh Spiezio, 1b B. Molina, c Kennedy, 2b Lackey, p W, 4-6 vs. Tex. @ Anaheim	Eckstein, ss Erstad, 1b Guerrero, rf Anderson, cf Glaus, 3b Guillen, lf Salmon, dh J. Molina, c Kennedy, 2b Colon, p W, 10-5 @ Sea.	Erstad, 1b DaVano, dh Edmonds, cf Anderson, lf Finley, p Cabrera, ss J. Molina, c Kennedy, 2b Colon, p W, 2-1 vs. Tex. @ Anaheim	Figgins, 3b Cabrera, ss Guerrero, rf Rivera, lf Erstad, cf Kotchman, 1b Kendrick, 2b Napoli, c Walters, 3b Lackey, p W, 5-4 @ Sea.	Matthews Jr., cf Cabrera, ss Guerrero, rf Anderson, lf Hillenbrand, dh Kotchman, 1b Kendrick, 2b Napoli, c Izturis, ss Weaver, p W, 4-1 vs. Tex. @ Anaheim	Figgins, 3b Matthews Jr., dh Guerrero, rf Anderson, lf Hunter, cf Kotchman, 1b Kendrick, 2b Napoli, c Izturis, ss Weaver, p L, 2-3 @ Min. @ Anaheim
2009	2010	2011	2012	2013	2014	2015	2016
Figgins, 3b Kendrick, 2b Abreu, rf Guerrero, dh Hunter, cf Morales, 1b Rivera, lf Mathis, c Aybar, ss Saunders, p W, 3-0 vs. Oak. @ Anaheim	Aybar, ss Abreu, rf Hunter, dh Matsui, dh Morales, 1b Rivera, lf Kendrick, 2b Wood, 3b Mathis, c Weaver, p W, 6-3 vs. Min. @ Anaheim	Izturis, 3b Kendrick, 2b Abreu, dh Hunter, rf Wells, lf Aybar, ss Trumbo, 1b Mathis, c Bourjos, cf Weaver, p W, 4-2 @ K.C.	Aybar, ss Kendrick, 2b Bourjos, dh Hunter, rf Wells, lf Morales, dh Trumbo, 3b Iannetta, c Weaver, p W, 5-0 vs. K.C. @ Anaheim	Trout, cf Aybar, ss Pujols, 1b Hamilton, lf Trumbo, lf Kendrick, 2b Callaspo, 3b Iannetta, c Aybar, p W, 3-1 (13 inn.) @ Cin.	Calhoun, rf Trout, cf Pujols, 1b Hamilton, lf Freese, 3b Ibanez, dh Kendrick, 2b Callaspo, 3b Iannetta, c Aybar, p W, 5-0 vs. Sea. @ Anaheim	Calhoun, rf Trout, cf Pujols, 1b Joyce, lf Freese, 3b Aybar, ss Cron, dh Iannetta, c Giavotella, 2b Weaver, p L, 4-1 @ Sea.	Escobar, 3b Nava, lf Izturis, ss Pujols, dh Calhoun, rf Cron, 1b Simmons, ss Perez, c Giavotella, 2b Richards, p L, 1-4 vs. CHC @ Anaheim
Escobar, 3b Calhoun, rf Trout, cf Pujols, dh Cron, 1b Maybin, lf Simmons, ss Espinoza, 2b Maldonado, c Nolasco, p L, 2-4 @ Oak.	Cozart, 2b Trout, cf Upton, 1b Pujols, lf Calhoun, rf Simmons, ss Valbuena, 3b Ohtani, dh Maldonado, c Richards, p L, 5-6 (11 inn.) @ Oak.	Calhoun, rf Trout, cf Upton, 1b Simmons, ss Pujols, dh Cozart, 3b La Stella, 2b Lucroy, c Bourjos, lf Cahill, p L, 0-4 @ Oak.					

CLUB HISTORY

YEAR BY YEAR STATISTICAL REVIEW



1961 ANGELS BATTING

PLAYER	AVG	G	AB	R	H	TB	2B	3B	HR	RBI	SH	SF	HP	BB	IBB	SO	SB	CS
Ardell	.250	7	4	1	1	1	0	0	0	1	0	0	1	0	2	0	0	0
Aspromonte	.223	66	238	29	53	69	10	0	2	14	3	0	2	33	1	21	0	0
Averill	.266	115	323	56	86	158	9	0	21	59	1	4	2	62	1	70	1	0
Becquer	.000	11	8	0	0	0	0	0	0	0	0	0	0	1	0	5	0	0
Bilko	.279	114	294	49	82	160	16	1	20	59	0	2	0	58	2	81	1	1
Bowsfield	.137	46	51	5	7	10	1	1	0	2	2	0	0	2	0	19	0	0
Brickell	.122	21	49	3	6	6	0	0	0	3	0	0	0	6	0	9	0	0
Bridges	.240	84	229	20	55	68	5	1	2	15	4	0	1	26	0	37	1	0
Burke	.000	6	5	0	0	0	0	0	0	0	0	0	0	0	0	1	0	0
Casale	.462	13	13	2	6	11	2	0	1	2	0	0	0	1	0	4	0	0
Cerv	.158	18	57	3	9	18	3	0	2	6	1	1	0	1	0	8	0	0
Chance	.000	5	5	0	0	0	0	0	0	0	0	0	0	0	0	2	0	0
Clevenger	.000	12	3	0	0	0	0	0	0	0	0	0	0	0	0	1	0	0
Donohue	.148	38	27	0	4	5	1	0	0	1	0	0	0	0	0	7	0	0
Duren	.040	40	25	2	1	1	0	0	0	3	1	0	0	3	0	15	0	0
Fowler	.077	53	13	1	1	1	0	0	0	3	0	0	0	0	0	3	0	0
Fregosi	.222	11	27	7	6	6	0	0	0	3	1	0	0	1	0	4	0	0
Garver	.000	12	6	0	0	0	0	0	0	1	0	0	0	0	0	3	0	0
Grba	.234	42	64	8	15	24	3	0	2	11	8	1	1	6	0	17	0	0
Hamlin	.209	42	91	4	19	25	3	0	1	5	1	1	1	11	2	9	0	1
Heman	.000	6	1	0	0	0	0	0	0	0	0	0	0	0	0	1	0	0
Hunt	.255	149	479	70	122	232	29	3	25	84	3	6	4	49	1	120	8	2
James	.000	43	13	3	0	0	0	0	0	0	0	0	1	0	0	5	0	0
Johnson	.000	1	0	0	0	0	0	0	0	0	0	0	0	0	0	0	0	0
Kline	.097	26	31	0	3	3	0	0	0	3	0	0	0	1	0	17	0	0
Kluszewski	.243	107	263	32	64	121	12	0	15	39	0	3	0	24	5	23	0	0
Koppe	.251	91	338	46	85	116	12	2	5	40	6	2	1	45	0	77	3	3
Leek	.226	57	199	16	45	71	9	1	5	20	3	0	2	7	0	54	0	1
McBride	.084	45	83	5	7	10	3	0	0	2	6	0	0	3	0	35	0	0
Moeller	.207	35	29	2	6	7	1	0	0	2	1	0	0	8	0	14	0	0
Moran	.260	54	173	17	45	60	7	1	2	22	6	1	1	17	1	16	0	0
Morgan	.083	59	12	1	1	1	0	0	0	0	0	0	0	1	0	4	0	0
Pearson	.288	144	427	92	123	171	21	3	7	41	7	2	3	96	1	40	11	3
Rice	.241	44	83	11	20	36	4	0	4	11	3	1	0	20	5	19	0	1
Rodgers	.321	16	56	8	18	26	2	0	2	13	0	0	0	1	0	6	0	0
Sadowski	.232	69	164	16	38	63	13	0	4	12	2	1	0	11	1	33	2	3
Satriano	.198	35	96	15	19	29	5	1	1	8	1	0	1	12	0	16	2	0
Semproch	.000	2	0	0	0	0	0	0	0	0	0	0	0	0	0	0	0	0
Spring	.000	18	8	0	0	0	0	0	0	3	0	0	0	1	0	5	0	0
Sprout	.000	1	0	0	0	0	0	0	0	1	0	0	0	0	0	0	0	0
Tanner	.125	7	8	0	1	1	0	0	0	0	0	0	0	2	0	2	0	0
Thomas, G.	.280	79	282	39	79	132	12	1	13	59	3	2	3	21	1	66	3	6
Thomas, L.	.284	130	450	77	128	221	11	5	24	70	2	3	2	47	2	74	0	5
Throneberry	.194	24	31	1	6	7	1	0	0	1	0	0	0	5	0	10	0	0
Wagner	.280	133	453	74	127	234	19	2	28	79	0	7	3	48	2	65	5	1
Yost	.202	76	213	29	43	56	4	0	3	15	2	0	2	50	0	48	0	1
TOTALS	.245	161	5424	744	1331	2160	218	22	189	700	80	37	30	681	25	1068	37	28

1961 ANGELS PITCHING

PITCHER	W-L	ERA	G	GS	CG	SHO	SV	IP	H	R	ER	HR	HB	BB	IB	SO	WP	BK
Bowsfield	11-8	3.73	41	21	4	1	0	157	154	75	65	18	1	63	3	88	3	0
Casale	1-5	6.54	13	7	0	0	0	42.2	52	34	31	9	1	25	0	35	6	0
Chance	0-2	7.00	5	4	0	0	0	18	33	15	14	0	1	5	1	11	1	0
Clevenger	2-1	1.69	12	0	0	0	1	16	13	5	3	1	0	13	1	11	1	0
Donohue	4-6	4.31	38	7	0	0	1	100.1	93	48	48	16	0	50	5	79	2	0
Duren	6-12	5.18	40	14	1	1	2	99	87	70	57	13	3	75	1	108	7	0
Fowler	5-8	3.64	53	3	0	0	11	89	68	42	36	12	0	29	3	78	1	0
Garver	0-3	5.59	12	2	0	0	0	29	40	18	18	2	0	16	0	9	1	0
Grba	11-13	4.25	40	30	8	0	2	212	197	119	100	26	7	114	10*	105	6	1
Heman	0-0	1.80	6	0	0	0	0	10	4	3	2	1	1	2	0	2	0	0
James	0-2	5.30	36	3	0	0	0	71.1	66	44	42	12	2	54	1	41	5	0
Kline	3-6	4.90	26	12	0	0	0	104.2	119	62	57	16	1	44	5	70	2	1
McBride	12-15	3.64	38	36	11	1	1	242	229	114	98	28	7	102	4	180	8	0
Moeller	4-8	5.81	33	18	1	1	0	113	122	80	73	15	2	83	0	87	8	0
Morgan	8-2	2.35	59	0	0	0	10	92	74	31	24	7	5	17	3	39	0	0
Semproch	0-0	9.00	2	0	0	0	0	1	1	2	1	0	0	3	0	1	1	0
Spring	3-0	4.26	18	4	0	0	0	38	35	19	18	4	3	15	2	27	1	0
Sprout	0-0	4.50	1	1	0	0	0	4	4	3	2	0	0	3	0	2	0	0
TOTALS	70-91	4.31	161	161	25	5	28	1439	1391	784	689	180	34	713	39	973	53	2

WIN STREAK: 7, July 2-7

* Led or tied league

LOSING STREAK: 9, June 11-16

CLUB HISTORY





YEAR BY YEAR STATISTICAL REVIEW

1962 ANGELS BATTING

PLAYER	AVG	G	AB	R	H	TB	2B	3B	HR	RBI	SH	SF	HP	BB	IBB	SO	SB	CS
Averill	.219	92	187	21	41	62	9	0	4	22	0	1	1	43	3	47	0	0
Belinsky	.167	34	60	1	10	10	0	0	0	2	2	0	0	7	0	24	0	0
Bilko	.287	64	164	26	47	82	9	1	8	38	0	7	2	25	0	35	1	1
Botz	.000	35	9	1	0	0	0	0	0	0	1	0	0	0	0	3	0	0
Bowsfield	.162	44	37	7	6	7	1	0	0	1	4	0	0	6	0	15	0	0
Burgess	.196	87	143	17	28	43	7	1	2	13	2	2	0	36	8	20	2	0
Burke	.266	19	64	8	17	30	1	0	4	14	0	0	1	5	1	11	0	0
Chance	.062	50	65	1	4	4	0	0	0	1	7	0	0	3	0	29	0	0
Consolo	.100	28	20	4	2	2	0	0	0	0	0	0	0	3	0	11	2	0
Coughtry	.182	11	22	0	4	4	0	0	0	2	0	0	0	0	0	6	0	0
Darwin	.000	1	1	0	0	0	0	0	0	0	0	0	0	0	0	1	0	0
Donohue	.250	12	4	1	1	1	0	0	0	1	1	0	0	1	0	2	0	0
Duren	.067	42	15	1	1	2	1	0	0	0	1	0	0	0	0	9	0	0
Fowler	.273	48	11	1	3	3	0	0	0	4	0	0	0	1	0	2	0	0
Fregosi	.291	58	175	15	51	71	3	4	3	23	2	1	0	18	1	27	2	1
Grba	.207	42	58	5	12	16	1	0	1	7	3	0	0	4	0	14	0	0
Hunt	.182	13	11	4	2	5	0	0	1	1	0	0	0	1	0	5	1	0
Kirkpatrick	.000	3	6	0	0	0	0	0	0	0	0	0	0	0	0	2	0	0
Koppe	.227	128	375	47	85	113	16	0	4	40	9	5	2	73	3	84	2	1
Lee	.184	27	49	0	9	10	1	0	0	1	2	0	0	0	0	18	0	0
Leek	.143	7	14	0	2	2	0	0	0	0	0	0	0	0	0	6	0	0
Leja	.000	7	16	0	0	0	0	0	0	0	1	0	0	1	0	6	0	0
McBride	.164	24	55	6	9	14	2	0	1	2	0	0	0	0	0	23	0	0
Moran	.282	160	659	90	186	268	25	3	17	74	14	5	4	39	2	80	5	1
Morgan	.000	48	6	0	0	0	0	0	0	2	0	0	0	0	0	3	0	0
Navarro	.500	9	2	0	1	1	0	0	0	0	0	0	0	0	0	0	0	0
Newman	.000	4	1	0	0	0	0	0	0	0	0	0	0	0	0	0	0	0
Nuxhall	.000	5	0	0	0	0	0	0	0	0	0	0	0	0	0	0	0	0
Osinski	.000	33	11	1	0	0	0	0	0	0	1	0	1	1	0	3	0	0
Pearson	.261	160	614	115★	160	216	29	6	5	42	7	1	1	95	3	36	15	6
Rodgers	.258	155	565	65	146	210	34	6	6	61	6	8	0	45	6	68	1	8
Sadowski	.200	27	55	4	11	18	4	0	1	3	0	0	0	2	0	14	1	0
Satriano	.421	10	19	4	8	16	2	0	2	6	0	0	0	0	0	1	0	0
Simpson	.250	6	8	1	2	3	1	0	0	1	0	0	0	2	0	3	0	0
Spring	.091	57	11	0	1	1	0	0	0	0	1	0	0	0	0	7	0	0
Tanner	.125	7	8	0	1	1	0	0	0	0	0	0	0	0	0	0	0	0
Thomas, G.	.238	56	181	13	43	69	10	2	4	12	0	0	1	21	0	37	0	0
Thomas, L.	.290	160	583	88	169	272	21	2	26	104	4	4	6	55	3	74	6	1
Torres	.259	127	451	44	117	177	19	4	11	74	4	4	4	28	5	73	0	0
Wagner	.268	160	612	96	164	306	21	5	37	107	7	4	5	50	4	87	7	5
Windhorn	.178	40	45	9	8	14	6	0	0	1	1	0	0	7	1	10	1	1
Witt	.333	5	3	0	1	1	0	0	0	0	0	0	0	0	0	0	0	0
Yost	.240	52	104	22	25	36	9	1	0	10	0	1	1	30	0	21	0	2
TOTALS	.250	162	5499	718	1377	2090	232	35	137	667	82	43	29	602	40	917	46	27

1962 ANGELS PITCHING

PITCHER	W-L	ERA	G	GS	CG	SHO	SV	IP	H	R	ER	HR	HB	BB	IB	SO	WP	BK
Belinsky	10-11	3.56	33	31	5	3	1	187.1	149	86	74	12	13	122★	3	145	9	0
Botz	2-1	3.43	35	0	0	0	2	63	71	30	24	7	2	11	0	24	0	1
Bowsfield	9-8	4.40	34	25	1	0	1	139	154	82	68	12	2	40	0	52	3	0
Chance	14-10	2.96	50	24	6	2	8	207	195	83	68	14	5	66	5	127	2	0
Darwin	0-1	12.00	1	1	0	0	0	3.1	8	6	4	0	0	4	0	6	0	0
Donohue	1-0	3.70	12	1	0	0	0	24.1	24	14	10	4	2	11	0	14	1	0
Duren	2-9	4.44	42	3	0	0	8	71	53	38	35	1	6	57	2	74	4	1
Fowler	4-3	2.81	48	0	0	0	5	77	67	25	24	6	1	25	3	38	1	0
Grba	8-9	4.55	40	29	1	0	1	176	185	101	89	19	2	75	5	90	4	1
Lee	8-8	3.11	27	22	4	2	1	153.1	153	64	53	12	3	39	1	74	2	0
McBride	11-5	3.50	24	23	6	4	0	149.1	136	66	58	9	9	70	3	83	5	0
Morgan	5-2	2.90	48	0	0	0	9	59.1	53	23	19	6	1	19	6	29	2	0
Navarro	1-1	4.80	9	0	0	0	0	15	20	9	8	2	0	4	2	11	3	0
Newman	0-1	10.50	4	1	0	0	0	6.1	11	7	7	0	0	3	1	4	0	0
Nuxhall	0-0	10.80	5	0	0	0	0	5.1	7	6	6	0	1	5	0	2	0	0
Osinski	6-4	2.82	33	0	0	0	4	54.1	45	22	17	3	0	30	3	44	1	0
Spring	4-2	4.02	57	0	0	0	6	65	66	32	29	7	2	30	10	31	2	0
Witt	1-1	8.10	5	2	0	0	0	10	15	12	9	4	0	5	0	10	0	0
TOTALS	86-76	3.70	162	162	23	15	46	1466	1412	706	602	118	49	616	44	858	39	3

WIN STREAK: 5, June 8-12 & July 17-21

LOSING STREAK: 6, Sept. 12-18

CLUB HISTORY



YEAR BY YEAR STATISTICAL REVIEW



1963 ANGELS BATTING

PLAYER	AVG	G	AB	R	H	TB	2B	3B	HR	RBI	SH	SF	HP	BB	IBB	SO	SB	CS
Belinsky	.074	13	27	0	2	2	0	0	0	1	0	0	0	1	0	11	0	0
Chance	.150	45	80	5	12	13	1	0	0	3	7	0	0	2	0	38	0	0
Dees	.307	60	202	23	62	84	11	1	3	27	3	3	8	11	1	31	3	3
Duliba	.000	6	1	0	0	0	0	0	0	0	0	0	0	0	0	0	0	0
Foiles	.214	41	84	8	18	33	1	1	4	10	1	0	1	8	1	13	0	0
Fowler	.222	57	9	3	2	2	0	0	0	0	2	0	0	1	0	5	0	0
Foytack	.267	26	15	0	4	4	0	0	0	0	2	0	0	1	0	4	0	0
Fregosi	.287	154	592	83	170	250	29	12	9	50	9	5	0	36	3	104	2	2
Gateway	.000	4	8	0	0	0	0	0	0	0	0	0	0	0	0	5	0	0
Grba	.000	13	3	0	0	0	0	0	0	0	0	0	0	1	0	1	0	0
Hunt	.183	59	142	17	26	49	6	1	5	16	2	0	0	15	2	49	0	1
Kirkpatrick	.195	34	77	4	15	26	5	0	2	7	0	1	1	6	0	19	1	0
Koppe	.210	76	143	11	30	39	4	1	1	12	1	2	1	9	1	30	0	0
Kostro	.222	43	99	6	22	32	2	1	2	10	0	1	0	6	0	17	0	0
Lee, D.	.156	40	45	2	7	8	1	0	0	1	7	0	0	0	0	17	0	0
Lee, M.	.000	6	7	0	0	0	0	0	0	0	0	0	0	0	0	2	0	0
McBride	.172	38	87	9	15	23	6	1	0	6	5	3	0	1	0	32	0	0
Moeller	.000	3	0	0	0	0	0	0	0	0	0	0	0	0	0	0	0	0
Moran	.275	153	597	67	164	224	29	5	7	65	10	7	3	31	2	57	1	1
Morgan	.000	13	1	0	0	0	0	0	0	0	0	0	0	0	0	1	0	0
Navarro	.200	57	15	1	3	3	0	0	0	0	1	0	0	2	0	5	0	0
Nelson	.091	39	11	0	1	1	0	0	0	0	0	0	0	0	0	3	0	0
Newman	.250	12	16	1	4	4	0	0	0	0	0	0	0	0	0	7	0	0
Osinski	.111	47	45	3	5	5	0	0	0	2	2	1	1	0	0	11	0	0
Pearson	.304	154	578	92	176	230	26	5	6	47	10	1	3	92	5	37	17	10
Perry	.253	61	166	16	42	60	9	0	3	14	1	2	3	9	2	31	1	1
Piersall	.308	20	52	4	16	17	1	0	0	4	3	0	0	5	0	5	0	1
Rodgers	.233	100	300	24	70	88	6	0	4	23	7	2	2	29	2	35	2	2
Sadowski, E.	.172	80	174	24	30	45	1	1	4	15	2	1	0	17	5	33	2	1
Sadowski, R.	.250	88	144	12	36	45	6	0	1	22	1	2	0	15	2	34	2	1
Satriano	.180	23	50	1	9	10	1	0	0	2	0	0	0	9	2	10	0	0
Spring	.333	45	3	0	1	1	0	0	0	0	0	0	0	0	0	2	0	0
Thomas, G.	.210	53	167	14	35	56	7	1	4	15	1	0	1	9	1	32	0	0
Thomas, L.	.220	149	528	52	116	167	12	6	9	55	2	2	9	53	6	82	6	0
Torres	.261	138	463	40	121	167	32	1	4	51	5	6	3	30	0	73	1	0
Turley	.160	19	25	2	4	8	1	0	1	3	0	0	0	0	0	7	0	0
Wagner	.291	149	550	73	160	251	11	1	26	90	0	7	7	49	8	73	5	7
TOTALS	.250	161	5506	597	1378	1947	208	38	95	551	84	46	431	448	43	916	43	30

1963 ANGELS PITCHING

PITCHER	W-L	ERA	G	GS	CG	SHO	SV	IP	H	R	ER	HR	HB	BB	IB	SO	WP	BK
Belinsky	2-9	5.73	13	13	2	0	0	77	78	54	49	12	4	35	2	60	2	0
Chance	13-18	3.19	45	35	6	2	3	248	229	109	88	10	10	90	7	168	7	1
Duliba	1-1	1.13	6	0	0	0	1	7.2	3	1	1	0	0	6	0	4	0	0
Fowler	5-3	2.43	57	0	0	0	7	89	70	26	24	5	0	19	8	53	1	0
Foytack	5-5	3.71	25	8	0	0	1	70.1	68	35	29	9	0	29	6	37	1	1
Gateway	1-1	1.50	4	3	1	0	0	24	12	5	4	0	0	16	0	13	2	0
Grba	1-2	4.76	12	1	0	0	0	17.1	14	9	9	2	1	10	1	5	1	0
Lee, D.	8-11	3.68	40	22	3	2	1	154	148	74	63	12	9	51	4	89	5	0
Lee, M.	1-1	3.81	6	4	0	0	0	26	30	11	11	3	1	14	0	11	3	0
McBride	13-12	3.26	36	36	11	2	0	251	198	101	91	22	14	82	1	147	6	0
Moeller	0-0	6.75	3	0	0	0	0	2.2	5	2	2	1	0	1	0	2	1	1
Morgan	0-0	5.63	13	0	0	0	1	16.1	20	11	10	1	3	6	1	7	1	0
Navarro	4-5	2.90	57	0	0	0	5	90.1	75	36	29	7	2	32	6	53	4	0
Nelson	2-3	5.26	36	3	0	0	1	52.2	55	34	31	7	2	32	5	41	4	0
Newman	1-5	5.32	12	8	0	0	0	44	56	27	26	6	2	15	2	16	2	1
Osinski	8-8	3.28	47	16	4	1	0	159.1	145	66	58	15	2	80	6	100	6	0
Spring	3-0	3.08	45	0	0	0	1	38	40	18	13	3	0	9	0	13	0	1
Turley	2-7	3.30	19	12	3	2	0	87.1	71	41	32	5	2	51	6	70	2	0
TOTALS	70-91	3.52	161	161	30	13	21	1455	1317	660	570	120	52	578	55	889	48	5

WIN STREAK: 5, June 15-19 & July 27-30

LOSING STREAK: 10, June 30-July 12



YEAR BY YEAR STATISTICAL REVIEW

1964 ANGELS BATTING

PLAYER	AVG	G	AB	R	H	TB	2B	3B	HR	RBI	SH	SF	HP	BB	IBB	SO	SB	CS
Adcock	.268	118	366	39	98	174	13	0	21	64	0	1	0	48	4	61	0	2
Belinsky	.095	23	42	2	4	5	1	0	0	1	5	0	0	2	0	11	0	0
Brunet	.182	10	11	0	2	2	0	0	0	1	1	0	1	0	0	5	0	0
Chance	.079	46	89	3	7	7	0	0	0	0	8	0	0	3	0	53	0	0
Clinton	.248	91	306	30	76	121	18	0	9	38	3	3	1	31	0	40	3	0
Dees	.077	26	26	3	2	3	1	0	0	1	0	0	1	1	0	4	1	2
Duliba	.000	58	5	1	0	0	0	0	0	0	1	0	0	0	0	2	0	0
Foiles	.250	4	4	0	1	1	0	0	0	0	0	0	0	0	0	2	0	0
Fowler	.000	4	1	0	0	0	0	0	0	0	0	0	0	0	0	1	0	0
Foytack	.000	2	0	0	0	0	0	0	0	0	0	0	0	0	0	0	0	0
Fregosi	.277	147	505	86	140	234	22	9	18	72	6	4	4	72	2	87	8	3
Gateway	.100	23	20	3	2	2	0	0	0	1	0	0	0	0	0	13	0	0
Green	.250	39	92	13	23	31	2	0	2	4	0	1	1	10	0	8	2	0
Hiatt	.375	9	16	2	6	6	0	0	0	2	0	0	0	2	0	3	0	0
Kelso	.000	10	6	1	0	0	0	0	0	0	0	0	0	1	0	5	0	0
Kirkpatrick	.242	75	219	20	53	78	13	3	2	22	0	4	2	23	6	30	2	2
Knoop	.216	162	486	42	105	136	8	1	7	38	7	3	5	46	6	109	3	2
Koppe	.257	54	113	10	29	35	4	1	0	6	2	0	0	14	1	16	0	0
Latman	.125	40	40	2	5	7	2	0	0	4	2	0	0	0	0	9	0	0
Lee, D.	.261	33	23	2	6	8	2	0	0	2	0	0	0	1	0	5	0	0
Lee, R.	.000	64	22	0	0	0	0	0	0	0	0	0	0	1	0	19	0	0
McBride	.214	29	28	0	6	6	0	0	0	2	2	0	1	6	0	7	0	0
Meyer	.000	6	5	0	0	0	0	0	0	0	2	0	0	0	0	3	0	0
Moran	.268	50	198	26	53	65	10	1	0	11	6	1	1	13	1	20	1	3
Navarro	.000	5	2	0	0	0	0	0	0	0	0	0	0	0	0	2	0	0
Newman	.180	39	61	5	11	14	0	0	1	3	5	0	0	4	0	23	0	0
Osinski	.056	47	18	1	1	1	0	0	0	0	2	0	0	1	0	5	0	0
Pearson	.223	107	265	34	59	72	5	1	2	16	4	0	1	35	2	22	6	4
Perry	.276	70	221	19	61	80	8	1	3	16	1	1	0	14	0	52	1	1
Piersall	.314	87	255	28	80	97	11	0	2	13	4	1	0	16	1	32	5	3
Power	.249	68	221	17	55	70	6	0	3	13	4	3	1	8	0	14	1	1
Reichardt	.162	11	37	0	6	6	0	0	0	0	0	0	1	1	1	12	1	0
Rodgers	.243	148	514	38	125	161	18	3	4	54	7	7	4	40	11	71	4	3
Satriano	.200	108	225	18	51	63	9	0	1	17	2	2	0	30	3	37	0	2
Schal	.125	17	32	3	4	4	0	0	0	0	0	0	0	2	0	5	0	1
Simpson	.140	21	50	11	7	14	1	0	2	4	0	0	0	8	0	15	2	2
Smith	.301	118	359	46	108	167	14	6	11	51	1	3	2	8	1	39	7	5
Spring	.000	6	0	0	0	0	0	0	0	0	0	0	0	0	0	0	0	0
Sukla	.000	2	0	0	0	0	0	0	0	0	0	0	0	0	0	0	0	0
Thomas	.273	47	172	14	47	63	8	1	2	24	3	1	0	18	1	22	1	0
Torres	.231	100	277	25	64	110	10	0	12	28	0	2	1	13	0	56	1	3
TOTALS	.242	162	5362	544	1297	1843	186	27	102	508	78	37	26	472	40	920	49	39

1964 ANGELS PITCHING

PITCHER	W-L	ERA	G	GS	CG	SHO	SV	IP	H	R	ER	HR	HB	BB	IB	SO	WP	BK
Belinsky	9-8	2.86	23	22	4	1	0	135.1	120	45	43	8	6	49	5	91	10	1
Brunet	2-2	3.61	10	7	0	0	0	42.1	38	17	17	2	0	25	1	36	1	0
Chance	20-9	1.65	46	35	15	11	4	278.1	194	56	51	7	2	86	9	207	9	0
Duliba	6-4	3.61	58	0	0	0	9	72.1	80	35	29	5	1	22	3	33	3	0
Fowler	0-2	10.29	4	0	0	0	1	7	8	8	8	2	1	5	2	5	0	0
Foytack	0-1	15.43	2	0	0	0	0	2.1	4	4	4	2	0	2	1	1	0	0
Gateway	3-3	2.24	15	7	0	0	0	60.1	59	18	15	4	1	12	1	25	2	0
Kelso	2-0	2.28	10	1	1	1	0	23.2	19	6	6	3	1	9	0	21	1	0
Latman	6-10	3.85	40	18	2	1	2	138	128	72	59	15	7	52	6	81	1	0
Lee, D.	5-4	2.71	33	8	0	0	2	89.2	99	39	27	6	1	25	1	73	1	0
Lee, R.	6-5	1.51	64	5	0	0	19	137	87	31	23	6	1	58	8	111	3	0
McBride	4-13	5.26	29	21	0	0	1	116.1	104	77	68	14	16	75	0	66	3	0
Meyer	1-1	5.00	6	5	0	0	0	18	25	10	10	2	1	13	0	13	0	0
Navarro	0-0	1.93	5	0	0	0	1	9.1	5	2	2	0	2	5	0	8	0	0
Newman	13-10	2.75	32	28	7	2	0	190	177	68	58	9	7	39	8	83	2	0
Osinski	3-3	3.48	47	4	1	1	2	93	87	47	36	8	2	39	7	88	4	0
Smith	1-4	2.84	15	1	0	0	0	31.2	34	13	10	5	1	10	1	20	2	0
Spring	1-0	2.70	6	0	0	0	0	3.1	3	1	1	1	0	3	1	0	0	0
Sukla	0-1	6.75	2	0	0	0	0	2.2	2	2	2	1	0	1	0	3	0	0
TOTALS	82-80	2.91	162	162	30	28	41	1450.2	1273	551	469	100	50	530	54	965	42	1

WIN STREAK: 11, June 16-26

LOSING STREAK: 5, May 27-June 1 & June 27-July 1

CLUB HISTORY



YEAR BY YEAR STATISTICAL REVIEW



1965 ANGELS BATTING

PLAYER	AVG	G	AB	R	H	TB	2B	3B	HR	RBI	SH	SF	HP	BB	IBB	SO	SB	CS
Adcock	.241	122	349	30	84	140	14	0	14	47	0	0	1	37	3	74	2	2
Brunet	.054	41	56	3	3	5	2	0	0	1	6	0	0	4	0	34	0	1
Cardenal	.250	134	512	58	128	188	23	2	11	57	3	6	2	27	1	72	37	17
Chance	.093	36	75	3	7	8	1	0	0	5	5	0	0	5	0	56	0	0
Cimoli	.000	4	5	1	0	0	0	0	0	1	0	1	0	0	0	2	0	0
Clinton	.243	89	222	29	54	75	12	3	1	8	2	1	1	23	1	37	2	3
Coates	.000	17	1	0	0	0	0	0	0	0	0	0	0	0	0	0	0	0
Dees	.156	12	32	1	5	5	0	0	0	1	0	0	0	1	1	8	1	2
Egan	.263	18	38	3	10	12	0	1	0	1	0	0	0	3	0	12	0	0
Fregosi	.277	161	602	66	167	245	19	7	15	64	15	8	4	54	4	107	13	5
Gatewood	.214	46	14	1	3	4	1	0	0	0	0	0	0	2	0	5	0	1
Gotay	.247	40	77	6	19	26	4	0	1	3	1	0	0	4	2	9	0	0
Hernandez	.333	6	6	2	2	3	1	0	0	1	0	0	0	0	0	1	1	0
Kirkpatrick	.260	19	73	8	19	33	5	0	3	8	2	0	0	3	0	9	1	2
Knoop	.269	142	465	47	125	178	24	4	7	43	6	2	0	31	5	101	3	2
Koppe	.212	23	33	3	7	11	1	0	1	2	0	0	0	3	1	10	1	0
Latman	.000	18	2	0	0	0	0	0	0	0	0	0	0	0	0	1	0	0
Lee, D.	.333	10	3	0	1	2	1	0	0	0	0	0	0	0	0	1	0	0
Lee, R.	.143	69	21	1	3	6	0	0	1	3	4	0	1	0	0	7	0	0
Lopez	.203	52	69	10	14	19	2	0	1	2	7	1	0	2	0	23	1	0
McBride	.000	8	5	0	0	0	0	0	0	0	0	0	0	1	0	3	0	0
McGlothlin	.000	3	6	0	0	0	0	0	0	0	0	0	0	0	0	3	0	0
May	.200	30	30	2	6	9	3	0	0	1	2	0	1	4	0	15	0	0
Newman	.095	36	74	4	7	11	1	0	1	5	7	2	0	7	0	34	0	0
Pearson	.278	122	360	41	100	133	17	2	4	21	8	0	2	51	0	17	12	1
Piche	.000	14	1	0	0	0	0	0	0	0	0	0	0	0	0	0	0	0
Piersall	.268	53	112	10	30	45	5	2	2	12	3	0	1	5	1	15	2	2
Power	.259	124	197	11	51	63	7	1	1	20	6	0	1	5	1	13	2	2
Ranew	.209	41	91	12	19	26	4	0	1	10	2	2	0	7	0	22	0	0
Reichardt	.267	20	75	8	20	27	4	0	1	6	0	0	1	5	0	12	4	1
Rodgers	.209	132	411	33	86	109	14	3	1	32	4	8	3	35	9	61	4	5
Roof	.136	9	22	1	3	3	0	0	0	0	0	0	0	0	0	6	0	0
Sanford	.143	9	7	0	1	1	0	0	0	0	1	0	0	0	0	2	0	0
Satriano	.165	47	79	8	13	18	2	0	1	4	0	0	0	10	1	10	1	1
Schaal	.224	155	483	48	108	151	12	2	9	45	7	4	1	61	8	88	6	3
Shockley	.187	40	107	5	20	28	2	0	2	17	0	2	1	9	0	16	0	0
Simpson	.222	8	27	2	6	7	1	0	0	3	0	1	0	2	0	8	1	0
Smith, B.G.	.228	23	57	1	13	16	3	0	0	5	1	1	1	2	0	10	0	1
Smith, W.	.261	136	459	52	120	194	14	9	14	57	1	5	1	32	10	60	9	8
Spangler	.260	51	96	17	25	26	1	0	0	1	0	0	0	8	0	9	4	0
Sukla	.000	25	0	0	0	0	0	0	0	0	0	0	0	0	0	0	0	0
Wantz	.000	1	0	0	0	0	0	0	0	0	0	0	0	0	0	0	0	0
TOTALS	.239	162	5354	527	1279	1827	200	36	92	486	93	44	22	443	48	973	107	59

1965 ANGELS PITCHING

PITCHER	W-L	ERA	G	GS	CG	SHO	SV	IP	H	R	ER	HR	HB	BB	IB	SO	WP	BK
Brunet	9-11	2.56	41	26	8	3	2	197	149	64	56	9	3	69	8	141	3	3
Chance	15-10	3.15	36	33	10	4	0	225.2	197	86	79	12	9	101	10	164	6	3
Coates	2-0	3.54	17	0	0	0	3	28	23	13	11	1	0	16	2	15	1	0
Gatewood	4-5	3.42	46	3	0	0	0	92	91	41	35	5	1	37	3	37	9	0
Latman	1-1	2.84	18	0	0	0	0	31.2	30	12	10	3	0	16	3	18	2	0
Lee, D.	0-1	6.28	10	0	0	0	0	14.1	21	11	10	4	1	5	2	12	1	0
Lee, R.	9-7	1.92	69	0	0	0	23	131	95	35	28	11	1	42	8	89	1	1
Lopez	14-13	2.93	35	32	8	1	1	215.1	185	79	70	12	4	82	6	122	10	0
May	4-9	3.92	30	19	2	1	0	124	111	59	54	7	4	78	1	76	9	0
McBride	0-3	6.14	8	4	0	0	0	22	24	17	15	1	2	14	0	11	1	0
McGlothlin	0-3	3.50	3	3	1	0	0	18	18	9	7	1	0	7	1	9	0	0
Newman	14-16	2.93	36	36	10	2	0	260.2	225	94	85	15	1	64	10	109	6	1
Piche	0-3	6.86	14	1	0	0	0	19.2	20	15	15	5	0	12	2	14	1	0
Sanford	1-2	4.60	9	5	0	0	1	29.1	35	16	15	2	0	10	1	13	2	1
Sukla	2-3	4.50	25	0	0	0	3	32	32	16	16	3	1	10	2	15	0	0
Wantz	0-0	18.00	1	0	0	0	0	1	3	2	2	0	0	0	0	2	0	0
TOTALS	75-87	3.17	162	162	39	14	33	1441.2	1259	569	508	91	27	563	59	847	52	9

WIN STREAK: 5, May 3-7

LOSING STREAK: 5, June 23-27

CLUB HISTORY



YEAR BY YEAR STATISTICAL REVIEW

1966 ANGELS BATTING

PLAYER	AVG	G	AB	R	H	TB	2B	3B	HR	RBI	SH	SF	HP	BB	IBB	SO	SB	CS
Adcock	.273	83	231	33	63	133	10	3	18	48	0	3	0	31	6	48	2	2
Bailey	.000	5	3	0	0	0	0	0	0	0	0	0	0	1	0	1	0	0
Brunet	.103	41	68	5	7	11	1	0	1	3	1	0	0	2	0	34	0	0
Burdette	.125	54	8	0	1	1	0	0	0	1	0	0	0	0	0	3	0	0
Cardenal	.276	154	561	67	155	224	15	3	16	48	3	4	4	34	5	69	24	11
Chance	.026	41	76	1	2	2	0	0	0	0	8	0	1	3	0	54	0	0
Coates	.091	9	11	1	1	1	0	0	0	0	0	0	0	0	0	9	0	0
Egan, D.	.000	11	1	0	0	0	0	0	0	0	0	0	0	0	0	0	0	0
Egan, T.	.000	7	11	0	0	0	0	0	0	0	0	0	0	1	0	5	0	0
Fregosi	.252	162	611	78	154	239	32	7	13	67	10	6	2	67	1	89	17	8
Hernandez	.043	58	23	19	1	1	0	0	0	2	1	1	0	1	0	4	1	1
Johnstone	.264	61	254	35	67	96	12	4	3	17	2	0	1	11	1	36	3	3
Kelso	.000	5	1	0	0	0	0	0	0	0	0	0	0	0	0	0	0	0
Kirkpatrick	.192	117	312	31	60	102	7	4	9	44	6	3	5	51	8	67	7	4
Knoop	.232	161	590	54	137	228	18	11	17	72	9	7	1	43	8	144	1	5
Lee	.000	61	11	1	0	0	0	0	0	0	3	0	0	3	0	8	0	0
Lopez, M.	.190	55	58	10	11	13	2	0	0	2	3	0	0	3	0	27	0	1
Lopez, R.	.000	5	0	0	0	0	0	0	0	0	0	0	0	0	0	0	0	0
Malzone	.206	82	155	6	32	43	5	0	2	12	0	1	0	10	1	11	0	0
McGlothlin	.059	19	17	0	1	3	0	1	0	0	1	0	0	2	0	10	0	0
Montanez	.000	8	2	2	0	0	0	0	0	0	0	0	0	0	0	2	1	0
Morton	.220	15	50	4	11	12	1	0	0	4	2	0	0	2	0	6	1	1
Newman	.200	21	30	0	6	6	0	0	0	3	3	0	0	2	0	8	1	0
Pearson	.000	2	3	0	0	0	0	0	0	0	0	0	0	0	0	1	0	0
Piersall	.211	75	123	14	26	31	5	0	0	14	6	2	0	13	0	19	1	2
Reed	.000	19	6	0	0	0	0	0	0	0	0	0	0	0	0	4	0	0
Reichardt	.288	89	319	48	92	153	5	4	16	44	1	1	13	27	3	61	8	4
Rodgers	.236	133	454	45	107	154	20	3	7	48	0	6	2	29	8	57	3	4
Rojas	.071	47	14	0	1	2	1	0	0	0	1	0	0	1	0	5	0	0
Rubio	.000	7	8	0	0	0	0	0	0	0	1	0	0	0	0	5	0	0
Sanford	.136	50	22	1	3	5	2	0	0	1	1	1	0	2	0	12	0	0
Satriano	.239	103	226	16	54	65	5	3	0	24	2	0	0	27	2	32	3	3
Schaal	.244	138	386	59	94	141	15	7	6	24	0	2	5	68	0	56	6	4
Siebern	.247	125	336	29	83	114	14	1	5	41	0	5	0	63	7	61	0	1
Smith	.185	90	195	18	36	46	3	2	1	20	2	3	3	12	2	37	1	0
Spangler	.667	6	9	2	6	6	0	0	0	0	0	0	0	2	0	2	0	0
Sukla	.000	12	1	0	0	0	0	0	0	0	0	0	0	0	0	1	0	0
Vinson	.182	13	22	3	4	9	2	0	1	6	0	0	1	5	0	9	0	0
Warner	.211	45	123	22	26	53	4	1	7	16	0	1	0	9	0	55	0	0
Wright	.103	24	29	0	3	3	0	0	0	1	3	0	0	0	0	0	0	0
TOTALS	.232	162	5360	604	1244	1897	179	54	122	562	69	46	38	525	52	1062	80	54

1966 ANGELS PITCHING

PITCHER	W-L	ERA	G	GS	CG	SHO	SV	IP	H	R	ER	HR	HB	BB	IB	SO	WP	BK
Brunet	13-13	3.31	41	32	8	2	0	212	183	88	78	21	5	106	8	148	4	4
Burdette	7-2	3.39	54	0	0	0	5	79.2	80	32	30	4	1	12	2	27	2	2
Chance	12-17	3.08	41	37	11	2	1	259.2	206	113	89	18	7	114	9	180	8	0
Coates	1-1	3.98	9	4	1	1	0	31.2	32	16	14	3	0	10	0	16	1	0
Egan, D.	0-0	4.40	11	0	0	0	0	14.1	17	7	7	2	0	6	2	11	0	1
Kelso	1-1	2.38	5	0	0	0	0	11.1	11	3	3	1	1	6	1	11	0	0
Lee	5-4	2.74	61	0	0	0	12	101.2	90	39	31	8	1	31	2	46	2	1
Lopez, M.	7-14	3.93	37	32	6	2	1	199	188	95	87	20	9	68	2	132	12	0
Lopez, R.	0-1	5.14	4	1	0	0	0	7	4	5	4	1	0	4	0	2	1	1
McGlothlin	3-1	4.52	19	11	0	0	0	67.2	79	37	34	9	1	19	0	41	6	1
Newman	4-7	4.73	21	19	1	0	0	102.2	112	54	54	7	6	31	2	42	5	0
Reed	0-1	2.93	19	1	0	0	1	43	39	14	14	5	0	15	2	17	1	0
Rojas	7-4	2.88	47	2	0	0	10	84.1	83	28	27	9	1	15	2	37	1	0
Rubio	2-1	2.96	7	4	1	1	0	27.1	22	10	9	2	1	16	1	27	2	0
Sanford	13-7	3.83	50	6	0	0	5	108	108	51	46	11	4	27	6	54	3	1
Sukla	1-1	6.48	12	0	0	0	1	16.2	18	12	12	4	0	6	0	8	0	0
Wright	4-7	3.74	20	13	3	1	0	91.1	92	39	38	11	1	25	4	37	1	0
TOTALS	80-82	3.56	162	162	31	12	36	1457.1	1364	643	577	136	38	511	43	836	49	11

WIN STREAK: 7, June 13-18

LOSING STREAK: 6, May 15-22

CLUB HISTORY



YEAR BY YEAR STATISTICAL REVIEW



1967 ANGELS BATTING

PLAYER	AVG	G	AB	R	H	TB	2B	3B	HR	RBI	SH	SF	HP	BB	IBB	SO	SB	CS
Brunet	.077	40	78	2	6	6	0	0	0	0	4	0	0	1	0	40	0	0
Burdette	.000	19	0	0	0	0	0	0	0	0	0	0	0	0	0	0	0	0
Cardenal	.236	108	381	40	90	131	13	5	6	27	6	1	2	15	0	63	10	5
Cimino	.417	46	12	1	5	5	0	0	0	0	0	0	0	0	0	4	0	0
Clark	.040	32	50	0	2	2	0	0	0	0	9	0	0	1	0	23	0	0
Coates	.333	25	3	0	1	2	1	0	0	0	0	0	0	0	0	1	0	0
Egan	.000	1	1	0	0	0	0	0	0	0	0	0	0	0	0	0	0	0
Fregosi	.290	151	590	75	171	233	23	6	9	56	7	0	5	49	2	77	9	6
Gabrielson	.083	11	12	2	1	1	0	0	0	2	0	0	0	2	0	4	0	0
Hall	.249	129	401	54	100	162	8	3	16	55	1	3	0	42	7	65	4	1
Hamilton	.158	26	38	1	6	6	0	0	0	1	2	0	0	0	0	16	0	0
Held	.220	58	141	15	31	46	3	0	4	17	5	0	2	18	0	41	0	2
Hibbs	.000	3	3	0	0	0	0	0	0	0	0	0	0	0	0	2	0	0
Johnstone	.209	79	230	18	48	63	7	1	2	10	2	0	0	5	0	37	3	2
Kelso	.105	69	19	0	2	2	0	0	0	0	2	0	0	0	0	13	0	0
Kirkpatrick	.000	3	8	0	0	0	0	0	0	0	0	0	0	0	0	2	0	0
Knoop	.245	159	511	51	125	180	18	5	9	38	6	2	1	44	13	136	2	2
Locke	.667	9	3	0	2	2	0	0	0	0	0	0	0	0	0	0	0	0
Lopez	.500	7	2	2	1	1	0	0	0	0	0	0	0	0	0	0	0	0
McFarlane	.227	12	22	0	5	5	0	0	0	3	0	1	0	1	0	7	0	0
McGlothlin	.140	32	57	5	8	9	1	0	0	4	7	0	0	3	0	26	0	0
Mincher	.273	147	487	81	133	237	23	3	25	76	2	1	4	69	9	69	0	3
Morton	.313	80	201	23	63	78	9	3	0	32	4	0	2	22	1	29	0	3
Newman	.000	3	1	0	0	0	0	0	0	0	0	0	0	0	0	0	0	0
Piersall	.000	5	3	0	0	0	0	0	0	0	1	0	0	0	0	2	0	0
Reichardt	.265	146	498	56	132	201	14	2	17	69	2	3	7	35	4	90	5	3
Repoz	.250	74	176	25	44	70	9	1	5	20	0	3	0	19	1	37	2	2
Rodgers	.219	139	429	29	94	131	13	3	6	41	6	4	2	34	5	55	1	4
Rodriguez	.238	29	130	14	31	39	3	1	1	8	1	0	0	2	0	21	1	0
Rojas	.059	72	17	0	1	1	0	0	0	1	3	0	0	1	0	10	0	0
Rubio	.333	3	3	1	1	1	0	0	0	0	0	0	0	1	0	0	0	0
Sanford	.200	12	15	0	3	5	0	1	0	1	2	0	0	1	0	9	0	0
Satriano	.224	90	201	13	45	64	7	0	4	21	1	0	0	28	3	25	1	0
Schaal	.188	99	272	31	51	80	9	1	6	20	7	4	1	38	3	39	2	2
Simmons	.222	14	9	1	2	3	1	0	0	1	1	0	0	0	0	3	0	0
Skowron	.220	62	123	8	27	34	2	1	1	10	0	0	4	4	1	18	0	0
Stubing	.000	5	5	0	0	0	0	0	0	0	0	0	0	0	0	4	0	0
Taylor	.308	23	52	5	16	22	3	0	1	3	0	0	0	4	0	8	0	0
Turner	.000	13	4	0	0	0	0	0	0	0	0	0	0	1	0	4	0	0
Wallace	.000	23	6	2	0	0	0	0	0	1	0	0	0	3	0	2	0	1
Weaver	.000	13	6	0	0	0	0	0	0	0	1	0	0	0	0	4	0	0
Werhas	.160	49	75	8	12	21	1	1	2	6	2	1	1	10	0	22	0	0
Willhite	.000	10	10	0	0	0	0	0	0	1	0	0	0	0	0	4	0	0
Wright	.273	23	22	4	6	8	2	0	0	1	3	0	0	0	0	9	0	0
TOTALS	.238	161	5307	567	1265	1851	170	37	114	524	88	23	31	453	49	1021	40	36

1967 ANGELS PITCHING

PITCHER	W-L	ERA	G	GS	CG	SHO	SV	IP	H	R	ER	HR	HB	BB	IB	SO	WP	BK
Brunet	11-19	3.31	40	37	7	2	1	250	203	99	92	19	4	90	9	165	5	0
Burdette	1-0	4.91	19	0	0	0	1	18.1	16	10	10	4	1	0	0	8	0	0
Cimino	3-3	3.26	46	1	0	0	1	88.1	73	38	32	12	2	31	4	80	2	0
Clark	12-11	2.59	32	30	1	1	0	174	144	69	50	15	6	69	0	81	12	1
Coates	1-2	4.30	25	1	0	0	0	52.1	47	26	25	5	4	23	5	39	2	0
Hamilton	9-6	3.24	26	20	0	0	0	119.1	104	47	43	6	1	63	3	74	11	0
Kelso	5-3	2.97	69	1	0	0	11	112	85	41	37	6	4	63	10	91	5	2
Locke	3-0	2.33	9	1	0	0	2	19.1	14	6	5	1	1	3	0	7	0	0
Lopez	0-2	9.00	4	3	0	0	0	9	11	10	9	1	0	9	0	6	2	1
McGlothlin	12-8	2.96	32	29	9	6	0	197.1	163	74	65	13	4	56	2	137	13	0
Newman	1-0	1.42	3	1	0	0	0	6.1	8	5	1	1	1	2	0	0	0	0
Rojas	12-9	2.52	72	0	0	0	27	121.2	106	45	34	7	3	38	17	83	5	1
Rubio	0-2	3.60	3	3	0	0	0	15	18	7	6	2	4	9	0	4	0	0
Sanford	3-2	4.47	12	9	0	0	0	48.1	53	26	24	6	0	7	1	21	0	1
Simmons	2-1	2.60	14	4	1	1	0	34.2	44	11	10	1	2	9	3	13	0	0
Turner	1-2	4.15	13	1	0	0	0	17.1	16	9	8	4	1	4	0	6	0	0
Weaver	3-0	2.67	13	2	0	0	1	30.1	26	11	9	2	1	9	2	20	1	0
Willhite	0-2	4.35	10	7	0	0	0	39.1	39	20	19	8	0	16	0	22	1	1
Wright	5-5	3.26	20	11	1	0	0	77.1	76	33	28	5	1	24	2	35	2	0
TOTALS	84-77	3.19	161	161	19	14	39	1430.1	1246	587	507	118	40	525	58	892	61	7

WIN STREAK: 7, July 17-25

LOSING STREAK: 7, Aug. 14-20





YEAR BY YEAR STATISTICAL REVIEW

1968 ANGELS BATTING

PLAYER	AVG	G	AB	R	H	TB	2B	3B	HR	RBI	SH	SF	HP	BB	IBB	SO	SB	CS
Bennett	.077	16	13	0	1	1	0	0	0	2	0	0	0	0	0	9	0	0
Brunet	.081	39	74	3	6	6	0	0	0	2	4	0	1	2	0	38	0	1
Burgmeier	.000	71	2	7	0	0	0	0	0	0	0	0	0	1	0	0	1	0
Causey	.000	4	11	0	0	0	0	0	0	0	0	0	0	0	0	1	0	0
Cimino	.000	4	0	0	0	0	0	0	0	0	0	0	0	0	0	0	0	0
Clark	.107	21	28	2	3	3	0	0	0	3	0	0	0	0	0	14	0	0
Cottier	.194	33	67	2	13	19	4	1	0	1	0	0	0	2	0	15	0	0
Davallilo	.298	93	339	34	101	127	15	4	1	18	3	2	0	15	1	34	17	10
Egan	.116	16	43	2	5	9	1	0	1	4	0	0	0	2	0	15	0	0
Ellis	.045	42	44	3	2	2	0	0	0	0	7	0	2	0	0	21	0	0
Fregosi	.244	159	614	77	150	224	21	13	9	49	10	4	5	60	4	101	9	4
Hall	.214	46	126	15	27	33	3	0	1	8	0	0	0	16	3	19	1	0
Hamilton	.143	21	7	0	1	1	0	0	0	1	0	0	0	0	0	5	0	0
Harrelson	.100	10	10	0	1	1	0	0	0	0	0	0	0	0	0	8	0	0
Heffner	.000	7	0	0	0	0	0	0	0	0	0	0	0	1	0	0	0	0
Held	.111	33	45	4	5	6	1	0	0	1	0	0	2	5	0	15	0	0
Hinton	.195	116	267	28	52	89	10	3	7	23	2	3	0	24	3	61	3	1
Johnstone	.261	41	115	11	30	36	4	1	0	3	2	0	0	7	0	15	2	1
Kealey	.000	6	0	0	0	0	0	0	0	0	0	0	0	0	0	0	0	0
Kirkpatrick	.230	89	161	23	37	44	4	0	1	15	3	3	1	25	2	32	1	3
Knoop	.249	152	494	48	123	160	20	4	3	39	2	2	3	35	6	128	3	2
Llenas	.128	16	39	5	5	6	1	0	0	1	0	0	1	2	0	5	0	0
Locke	.000	29	3	0	0	0	0	0	0	0	0	0	0	0	0	0	0	0
McFarlane	.290	18	31	1	9	9	0	0	0	2	0	0	0	5	1	9	0	0
McGlothlin	.111	40	63	4	7	9	2	0	0	2	6	0	0	1	0	30	0	0
Messersmith	.100	29	20	1	2	3	1	0	0	1	4	0	0	0	0	10	0	0
Mincher	.236	120	399	35	94	147	12	1	13	48	6	6	4	43	6	65	0	2
Morton	.270	81	163	13	44	53	6	0	1	18	2	1	4	14	0	18	2	1
Murphy	.000	15	28	2	0	0	0	0	0	5	0	0	0	1	0	10	0	0
Pattin	.083	52	12	0	1	1	0	0	0	1	0	0	0	0	0	2	0	0
Reichardt	.255	151	534	62	136	225	20	3	21	73	3	4	18	42	2	118	8	7
Repoz	.240	133	375	30	90	139	8	1	13	54	2	8	3	38	3	83	8	7
Rodgers	.190	91	258	13	49	58	6	0	1	14	2	2	3	16	3	48	2	1
Rodriguez	.242	76	223	14	54	69	10	1	1	16	1	0	1	17	2	36	0	2
Rojas	.100	38	10	0	1	1	0	0	0	0	0	0	0	0	0	7	0	0
Satriano	.253	111	297	20	75	108	9	0	8	35	0	0	1	37	5	44	0	0
Schaal	.210	60	219	22	46	61	7	1	2	16	2	1	2	29	0	25	5	7
Sherry	.000	3	0	0	0	0	0	0	0	0	0	0	0	0	0	0	0	0
Spencer	.191	19	68	2	13	14	1	0	0	5	0	1	1	3	0	10	0	0
Tatum	.176	17	51	7	9	10	1	0	0	2	0	0	0	0	0	9	0	0
Trevino	.225	17	40	1	9	10	1	0	0	1	0	0	0	2	0	9	0	1
Weaver	.000	14	1	0	0	0	0	0	0	0	0	0	0	0	0	0	0	0
Wright	.216	51	37	7	8	10	2	0	0	2	2	0	0	2	0	11	0	0
TOTALS	.227	162	5331	498	1209	1694	170	33	83	453	75	37	52	447	41	1080	62	50

1968 ANGELS PITCHING

PITCHER	W-L	ERA	G	GS	CG	SHO	SV	IP	H	R	ER	HR	HB	BB	IB	SO	WP	BK
Bennett	0-5	3.54	16	7	1	0	1	48.1	46	22	19	6	4	17	0	36	0	0
Brunet	13-17	2.86	39	36	8	5	0	245.1	191	83	78	23	2	68	3	132	10	0
Burgmeier	1-4	4.33	56	2	0	0	6	72.2	65	41	35	5	0	24	3	33	1	0
Cimino	0-0	2.57	4	0	0	0	0	7	7	5	2	0	0	4	0	2	2	0
Clark	1-11	3.53	21	17	0	0	0	94.1	74	51	37	4	1	54	1	60	13	0
Ellis	9-10	3.95	42	24	3	0	2	164	150	80	72	22	6	56	4	93	1	0
Hamilton	3-1	3.32	21	2	1	0	2	38	34	15	14	0	0	15	1	18	5	0
Harrelson	1-6	5.08	10	5	1	0	0	33.2	28	23	19	4	1	26	0	22	4	0
Heffner	0-0	2.25	7	0	0	0	0	8	6	2	2	0	0	6	1	3	1	0
Kealey	0-1	2.70	6	0	0	0	0	10	10	3	3	0	0	5	2	4	0	0
Locke	2-3	6.44	29	0	0	0	2	36.1	51	29	26	3	1	13	3	21	2	1
McGlothlin	10-15	3.54	40	32	8	0	3	208.1	187	87	82	19	8	60	5	135	7	0
Messersmith	4-2	2.21	28	5	2	1	4	81.1	44	21	20	3	1	35	4	74	3	1
Messersmith	5-6	2.17	15	15	3	0	0	99.1	67	30	24	5	5	28	0	56	2	0
Pattin	4-4	2.79	52	4	0	0	3	84	67	27	26	7	2	37	4	66	5	0
Rojas	4-3	4.25	38	0	0	0	6	55	55	29	26	11	0	15	4	33	5	0
Sherry	0-0	6.00	3	0	0	0	0	3	7	2	2	0	2	0	2	0	0	0
Weaver	0-1	2.38	14	0	0	0	0	22.2	22	7	6	4	0	10	2	8	0	0
Wright	10-6	3.94	41	13	2	1	3	125.2	123	58	55	13	2	44	6	71	7	0
TOTALS	67-95	3.43	162	162	29	11	32	1437	1234	615	548	131	33	519	43	869	68	2

WIN STREAK: 4, Apr. 28-May 1

LOSING STREAK: 6, Sept. 21-27



YEAR BY YEAR STATISTICAL REVIEW



1969 ANGELS BATTING

PLAYER	AVG	G	AB	R	H	TB	2B	3B	HR	RBI	SH	SF	HP	BB	IBB	SO	SB	CS
Allen	.500	4	2	0	1	2	1	0	0	0	0	0	0	0	0	0	0	0
Alomar	.250	134	559	60	140	157	10	2	1	30	3	0	0	36	2	48	18	3
Amaro	.222	41	27	4	6	6	0	0	0	1	5	0	0	4	0	6	0	0
Azcue	.218	80	248	15	54	63	6	0	1	19	1	4	2	27	11	28	0	1
Borbon	.000	22	3	0	0	0	0	0	0	0	0	0	0	0	0	1	0	0
Bradley	.000	3	0	0	0	0	0	0	0	0	0	0	0	0	0	0	0	0
Brown	.160	13	25	3	4	5	1	0	0	0	0	0	0	6	0	1	0	0
Brunet	.037	23	27	1	1	2	1	0	0	0	2	0	0	3	0	13	0	0
Chance	.143	5	7	0	1	1	0	0	0	1	0	0	0	0	0	4	0	0
Clark	.500	6	2	0	1	1	0	0	0	0	0	0	0	0	0	0	0	0
Cottier	.000	2	2	0	0	0	0	0	0	0	0	0	0	0	0	0	0	0
Cowan	.304	28	56	10	17	30	1	0	4	10	0	0	1	3	1	9	0	0
Davalillo	.155	33	71	10	11	14	1	1	0	1	0	0	1	6	1	5	3	0
Egan	.142	46	120	7	17	33	1	0	5	16	0	3	1	17	2	41	0	1
Fisher	.000	52	13	0	0	0	0	0	0	0	2	0	0	0	0	8	0	0
Fregosi	.260	161	580	78	151	221	22	6	12	47	7	4	1	93	7	86	9	2
Geishert	.000	11	9	1	0	0	0	0	0	0	0	0	0	1	0	3	0	0
Hicks	.083	37	48	6	4	13	0	0	3	8	0	1	0	13	1	18	0	1
Johnson	.203	67	133	10	27	35	8	0	0	9	1	1	3	10	1	19	5	1
Johnstone	.270	148	540	64	146	206	20	5	10	59	8	6	5	38	5	75	3	9
Kealey	.000	15	9	0	0	0	0	0	0	0	0	0	0	0	0	6	0	0
Knoop	.197	27	71	5	14	18	1	0	1	6	0	1	0	13	1	16	1	3
Llenas	.170	34	47	4	8	10	2	0	0	0	0	0	0	2	0	10	0	0
May	.082	44	49	1	4	4	0	0	0	0	1	0	0	4	0	22	0	0
McGlothlin	.121	37	58	0	7	9	2	0	0	1	5	0	0	3	0	21	0	0
Messersmith	.156	42	77	5	12	14	2	0	0	5	6	0	0	8	0	28	0	0
Morton	.244	87	172	18	42	75	10	1	7	32	1	2	3	28	1	29	0	0
Murphy	.141	36	171	2	10	12	2	0	0	4	5	1	0	3	0	26	0	0
Ortega	.000	5	0	0	0	0	0	0	0	0	0	0	0	0	0	0	0	0
Perez	.231	13	13	3	3	3	0	0	0	0	0	0	0	2	0	1	0	0
Priddy	.000	15	2	0	0	0	0	0	0	0	1	0	0	1	0	2	0	0
Reichardt	.254	137	493	60	125	183	11	4	13	68	6	7	8	43	5	100	3	6
Repoz	.164	103	219	25	36	63	1	1	8	19	3	1	0	32	2	52	1	3
Rodgers	.196	18	46	4	9	10	1	0	0	2	0	0	1	5	1	8	0	0
Rodriguez	.232	159	561	47	130	172	17	2	7	49	4	7	2	32	11	88	5	3
Satriano	.259	41	108	5	28	33	2	0	1	16	2	2	1	18	1	15	0	2
Spencer	.254	113	386	39	98	148	14	3	10	31	8	0	2	26	6	53	1	0
Stuart	.157	22	51	3	8	13	2	0	1	4	0	0	0	3	0	21	0	0
Tatum, J.	.318	10	22	2	7	7	0	0	0	0	0	0	0	0	0	6	0	1
Tatum, K.	.286	45	21	3	6	13	1	0	2	2	2	0	1	0	0	8	0	0
Voss	.261	133	349	33	91	116	11	4	2	40	2	1	0	35	6	40	5	3
Washburn	.000	8	0	0	0	0	0	0	0	0	0	0	0	0	0	0	0	0
Wilhelm	.000	44	8	0	0	0	0	0	0	0	0	0	0	0	0	6	0	0
Wolf	.000	2	0	0	0	0	0	0	0	0	0	0	0	0	0	0	0	0
Wright	.182	40	11	0	2	2	0	0	0	0	0	0	0	1	0	6	0	0
TOTALS	.230	163	5416	528	1221	1694	151	29	88	480	75	41	32	516	65	929	54	39

1969 ANGELS PITCHING

PITCHER	W-L	ERA	G	GS	CG	SHO	SV	IP	H	R	ER	HR	HB	BB	IB	SO	WP	BK
Allen	0-1	5.40	4	1	0	0	0	10	5	7	6	1	0	10	0	5	0	0
Borbon	2-3	6.15	22	0	0	0	0	41	55	31	28	5	4	11	2	20	2	0
Bradley	0-1	27.00	3	0	0	0	0	2	9	9	6	1	0	0	0	2	0	0
Brunet	6-7	3.84	23	19	2	2	0	100.2	98	51	43	15	1	39	4	56	4	1
Clark	0-0	5.59	6	1	0	0	0	9.2	12	6	6	2	0	7	1	6	0	0
Fisher	3-2	3.63	52	1	0	0	2	96.2	100	46	39	9	1	28	3	47	0	0
Geishert	1-1	4.65	11	3	0	0	1	31	32	18	16	4	1	7	3	18	0	0
Kealey	2-0	3.93	15	3	1	1	0	36.2	48	18	16	4	1	13	1	17	2	0
May	10-13	3.44	43	25	4	0	2	180.1	142	81	69	20	3	66	5	133	3	4
McGlothlin	8-16	3.18	37	35	4	1	0	201	188	86	71	19	5	58	1	96	5	1
Messersmith	16-11	2.52	40	33	10	2	2	250	169	81	70	17	5	100	7	211	16	1
Murphy	10-16	4.21	36	35	4	0	0	215.2	213	110	101	12	21	69	3	100	16	0
Ortega	0-0	10.13	5	0	0	0	0	8	13	13	9	3	0	7	1	4	0	0
Priddy	0-1	4.78	15	0	0	0	0	26.1	24	14	14	4	0	7	1	15	2	0
Tatum, K.	7-2	1.36	45	0	0	0	22	86.1	51	13	13	1	4	39	5	65	5	0
Washburn	0-2	7.94	8	2	0	0	0	11.1	21	11	10	0	1	5	0	4	1	0
Wilhelm	5-7	2.47	44	0	0	0	10	65.2	45	21	18	4	3	18	4	53	5	0
Wolf	0-0	11.57	2	0	0	0	0	2.1	3	3	3	1	0	3	0	2	0	0
Wright	1-8	4.10	37	5	0	0	0	63.2	66	33	29	4	1	30	5	31	3	0
TOTALS	71-91	3.54	163	163	25	9	39	1438.1	1294	652	566	126	51	517	46	885	64	7

WIN STREAK: 6, Aug. 23-29

LOSING STREAK: 10, May 16-25

CLUB HISTORY



YEAR BY YEAR STATISTICAL REVIEW

1970 ANGELS BATTING

PLAYER	AVG	G	AB	R	H	TB	2B	3B	HR	RBI	SH	SF	HP	BB	IBB	SO	SB	CS
Allen	.000	8	4	0	0	0	0	0	0	0	0	0	0	0	0	1	0	0
Alomar	.251	162	672	82	169	197	18	2	2	36	11	2	1	49	2	65	35	12
Azcue	.242	114	351	19	85	106	13	1	2	25	1	3	2	24	4	40	0	0
Bradley	.167	17	18	0	3	4	1	0	0	1	3	0	0	1	0	9	0	0
Brown	.000	5	4	0	0	0	0	0	0	0	0	0	0	0	0	0	0	0
Cowan	.276	68	134	20	37	63	9	1	5	25	0	0	1	11	2	29	0	1
Cox	.000	3	0	0	0	0	0	0	0	0	0	0	0	0	0	0	0	0
Doyle	.000	40	3	0	0	0	0	0	0	0	0	0	0	0	0	3	0	0
Egan	.238	79	210	14	50	68	6	0	4	20	1	2	1	14	1	67	0	0
Fisher	.091	67	11	1	1	1	0	0	0	3	0	0	0	0	0	3	0	0
Fregosi	.278	158	601	95	167	276	33	5	22	82	2	4	3	69	3	92	0	2
Garrett	.067	32	15	0	1	1	0	0	0	1	0	0	1	0	9	0	0	0
Gonzalez	.304	26	92	9	28	33	2	0	1	12	2	0	1	2	0	11	3	2
Griffin	.127	18	55	2	7	8	1	0	0	4	1	0	0	6	1	5	0	0
Hicks	.250	4	4	0	1	1	0	0	0	0	0	0	0	0	0	2	0	0
Johnson	.3289	156	614	85	202	282	26	6	14	86	0	3	7	35	9	68	17	2
Johnstone	.238	119	320	34	76	129	10	5	11	39	3	3	1	24	6	53	1	0
Kealey	.250	17	4	0	1	1	0	0	0	0	0	0	0	0	0	3	0	0
LaRoche	.250	38	8	0	2	3	1	0	0	0	0	0	1	0	0	0	0	0
May	.087	38	69	0	6	8	2	0	0	2	2	1	0	4	0	31	0	0
McMullen	.232	124	422	50	98	155	9	3	14	61	1	3	3	59	10	81	1	0
Messersmith	.157	38	70	4	11	17	3	0	1	2	5	0	0	0	0	28	0	0
Murphy	.184	39	76	7	14	18	1	0	1	7	8	1	0	5	0	32	0	0
Oyler	.083	24	24	2	2	2	0	0	0	1	2	0	0	3	0	6	0	0
Perez	.000	3	3	0	0	0	0	0	0	0	0	0	0	0	0	0	0	0
Queen	.250	37	16	1	4	4	0	0	0	1	0	0	0	0	0	2	0	0
Reichardt	.167	9	6	1	1	1	0	0	0	1	0	1	0	3	1	0	0	0
Repos	.238	137	407	50	97	180	17	6	18	47	6	2	3	45	6	90	4	2
Reynolds	.250	59	120	11	30	38	3	1	1	6	0	0	1	6	0	10	1	1
Rivers	.320	17	25	6	8	10	2	0	0	3	1	0	1	3	0	5	1	0
Rodriguez	.270	17	63	6	17	23	2	2	0	7	0	0	1	3	0	6	0	1
Ruiz	.243	68	107	10	26	31	3	1	0	12	4	1	1	7	1	16	3	0
Shank	.000	1	0	0	0	0	0	0	0	0	0	0	0	0	0	0	0	0
Silverio	.000	15	15	1	0	0	0	0	0	0	0	0	0	2	1	4	0	1
Spencer	.274	146	511	61	140	204	20	4	12	68	6	5	0	28	6	61	0	2
Tatum, J.	.238	75	181	28	43	50	7	0	0	6	1	1	0	17	1	35	1	0
Tatum, K.	.182	62	11	2	2	5	0	0	1	3	0	0	0	0	5	0	0	0
Voss	.243	80	181	21	44	63	4	3	3	30	1	5	2	23	2	18	2	1
Wolf	.000	4	0	0	0	0	0	0	0	0	0	0	0	0	0	0	0	0
Wright	.171	47	105	9	18	28	4	0	2	10	4	0	0	2	0	32	0	0
TOTALS	.251	162	5532	631	1391	2010	197	40	114	597	69	37	29	447	56	922	69	27

1970 ANGELS PITCHING

PITCHER	W-L	ERA	G	GS	CG	SHO	SV	IP	H	R	ER	HR	HB	BB	IB	SO	WP	BK
Allen	1-1	2.63	8	2	0	0	0	24	23	7	7	0	1	11	2	13	2	0
Bradley	2-5	4.13	17	11	1	1	0	69.2	71	38	32	3	1	33	6	53	5	0
Cox	0-0	3.86	3	0	0	0	0	2.1	4	1	1	0	0	0	0	3	0	0
Doyle	3-1	5.14	40	0	0	0	5	42	43	25	24	7	1	21	3	34	2	2
Fisher	4-4	3.04	67	2	0	0	8	130.1	117	51	44	15	2	35	1	74	6	1
Garrett	5-6	2.65	32	7	0	0	0	74.2	48	23	22	6	1	44	9	53	2	3
Kealey	1-0	4.15	17	0	0	0	1	21.2	19	11	10	2	0	6	2	14	0	0
LaRoche	4-1	3.44	38	0	0	0	4	49.2	41	20	19	6	4	21	6	44	1	1
May	7-13	4.01	38	34	2	2	0	208.2	190	102	93	20	3	81	7	164	8	2
Messersmith	11-10	3.01	37	26	6	1	5	194.2	144	75	65	21	6	78	6	162	2	0
Murphy	16-13	4.24	39	38	5	2	0	227	223	114	107	32	7	81	10	99	8	1
Queen	3-6	4.20	34	3	0	0	9	60	58	28	28	5	5	28	6	44	0	0
Shank	0-0	0.00	1	0	0	0	0	3	2	0	0	0	0	2	0	1	0	0
Tatum, K.	7-4	2.94	62	0	0	0	17	88.2	68	35	29	12	5	26	5	50	6	0
Wolf	0-0	5.06	4	0	0	0	0	5.1	3	3	3	1	0	4	0	5	2	0
Wright	22-12	2.83	39	39	7	2	0	260.2	226	97	82	24	7	88	4	110	8	0
TOTALS	86-76	3.48	162	162	21	10	49	1462.1	1280	630	566	154	43	559	67	923	52	10

WIN STREAK: 5, Apr. 7-12 & Sept. 27-Oct. 1

LOSING STREAK: 9, Sept. 4-12

CLUB HISTORY



YEAR BY YEAR STATISTICAL REVIEW



1971 ANGELS BATTING

PLAYER	AVG	G	AB	R	H	TB	2B	3B	HR	RBI	SH	SF	HP	BB	IBB	SO	SB	CS
Allen	.294	54	17	2	5	8	0	0	1	1	0	0	0	0	0	5	0	0
Alomar	.260	162	689	77	179	221	24	3	4	42	7	2	0	41	4	60	39	10
Berry	.221	111	298	29	66	92	17	0	3	22	3	4	3	18	0	33	3	2
Christensen	.270	29	63	4	17	18	1	0	0	3	2	0	0	6	1	5	0	1
Clark	.267	11	15	1	4	4	0	0	0	1	0	0	0	0	0	4	0	0
Conigliaro	.222	74	266	23	59	89	18	0	4	15	1	1	1	23	1	52	3	3
Cowan	.276	74	174	12	48	68	8	0	4	20	1	0	0	7	1	41	1	1
Fisher	.063	57	16	0	1	1	0	0	0	0	1	0	0	2	0	7	0	0
Fregosi	.233	107	347	31	81	113	15	1	5	33	5	3	5	39	6	61	2	1
Gonzalez	.245	111	314	32	77	99	9	2	3	38	2	3	3	28	5	28	0	1
Hassler	.000	6	5	0	0	0	0	0	0	0	1	0	0	0	0	1	0	0
Johnson	.260	65	242	19	63	77	8	0	2	21	1	1	2	15	3	34	5	2
Kusnyer	.154	6	13	0	2	2	0	0	0	0	0	0	0	0	0	3	0	0
LaRoche	.091	56	11	0	1	1	0	0	0	0	1	0	0	1	0	3	0	0
Lasher	.000	2	0	0	0	0	0	0	0	0	0	0	0	0	0	0	0	0
Maloney	.200	13	5	0	1	1	0	0	0	0	0	0	0	0	0	1	0	0
May	.147	32	68	2	10	11	1	0	0	4	2	0	0	4	0	40	0	0
McMullen	.250	160	593	63	148	234	19	2	21	68	4	4	3	53	10	74	1	1
Meoli	.000	7	3	0	0	0	0	0	0	0	0	0	0	0	0	1	0	0
Messersmith	.172	39	93	8	16	24	2	0	2	5	6	0	0	5	0	30	0	0
Moses	.227	69	181	12	41	65	8	2	4	15	1	1	0	10	4	34	0	0
Murphy	.173	37	75	5	13	16	3	0	0	6	6	0	0	2	0	19	0	0
O'Brien	.199	90	251	25	50	75	8	1	5	21	4	0	1	15	4	33	0	2
Parker	.229	20	70	4	16	21	0	1	1	6	0	0	0	2	0	20	1	1
Queen	.000	45	8	0	0	0	0	0	0	1	1	1	0	1	0	0	0	0
Repoz	.199	113	297	39	59	111	11	1	13	42	0	2	1	60	6	69	3	5
Reynolds, A.	.000	15	2	0	0	0	0	0	0	0	0	0	0	0	0	1	0	0
Reynolds, T.	.186	45	86	4	16	25	3	0	2	8	2	0	3	9	1	6	0	1
Rivers	.265	78	268	31	71	90	12	2	1	12	8	0	1	19	1	38	13	1
Ruiz	.263	31	19	4	5	5	0	0	0	3	0	0	0	2	0	7	1	0
Silverio	.333	3	3	0	1	1	0	0	0	0	0	0	0	0	0	0	0	0
Spencer	.237	148	510	50	121	200	21	2	18	59	6	5	3	48	7	63	0	1
Stephenson	.219	98	279	24	61	87	17	0	3	25	2	2	3	22	6	21	0	0
Torborg	.203	55	123	6	25	30	5	0	0	5	3	1	0	3	1	6	0	0
Wright	.154	40	91	4	14	19	3	1	0	5	9	1	0	6	0	27	0	1
Wynne	.000	3	0	0	0	0	0	0	0	0	0	0	0	0	0	0	0	0
TOTALS	.231	162	5495	511	1271	1808	213	18	96	477	83	31	29	441	61	827	72	34

1971 ANGELS PITCHING

PITCHER	W-L	ERA	G	GS	CG	SHO	SV	IP	H	R	ER	HR	HB	BB	IB	SO	WP	BK
Allen	4-6	2.49	54	1	0	0	15	94	75	29	26	4	0	40	8	72	5	2
Clark	2-1	2.86	11	7	1	1	1	44	36	15	14	6	2	28	2	28	4	0
Fisher	10-8	2.72	57	3	0	0	3	119	92	46	36	11	2	50	5	82	4	0
Hassler	0-3	3.86	6	4	0	0	0	18.2	25	10	8	0	1	15	2	13	2	0
LaRoche	5-1	2.50	56	0	0	0	9	72	55	21	20	3	1	27	10	63	2	0
Lasher	0-0	27.00	2	0	0	0	0	1.1	4	4	4	0	0	2	0	0	0	0
Maloney	0-3	5.04	13	4	0	0	0	30.1	35	18	17	3	1	24	2	13	3	0
May	11-12	3.02	32	31	7	2	0	208.1	160	74	70	12	2	87	6	156	0	0
Messersmith	20-13	2.99	38	38	14	4	0	276.2	224	112	92	16	7	121	6	179	9	0
Murphy	6-17	3.77	37	36	7	0	0	243.1	228	108	102	24	9	82	9	89	17	1
Queen	2-2	1.78	44	0	0	0	4	65.2	49	17	13	3	8	29	6	53	6	1
Reynolds, A.	0-3	4.61	15	1	0	0	0	27.1	32	15	14	2	0	18	5	15	1	0
Wright	16-17	2.99	37	37	10	2	0	276.2	225	105	92	17	3	82	10	135	7	0
Wynne	0-0	4.91	3	0	0	0	0	3.2	6	2	2	0	0	2	0	6	0	0
TOTALS	76-86	3.10	162	162	39	11	32	1481	1246	576	510	101	36	607	71	904	60	4

WIN STREAK: 7, Apr. 12-18

LOSING STREAK: 4, three times



YEAR BY YEAR STATISTICAL REVIEW

1972 ANGELS BATTING

PLAYER	AVG	G	AB	R	H	TB	2B	3B	HR	RBI	SH	SF	HP	BB	IBB	SO	SB	CS
Allen	.118	42	17	0	2	2	0	0	0	0	3	0	0	0	0	8	0	0
Alomar	.239	155	610	65	146	175	20	3	1	25	6	3	0	47	5	55	20	12
Azcue	.000	3	2	0	0	0	0	0	0	0	0	0	0	0	0	1	0	0
Barber	.143	34	7	0	1	1	0	0	0	0	2	0	0	3	0	4	0	0
Berry	.289	119	409	41	118	154	15	3	5	39	12	1	2	35	2	47	5	3
Cardenas	.223	150	551	25	123	156	11	2	6	42	13	1	2	35	4	73	1	2
Clark	.097	27	31	0	3	3	0	0	0	1	0	0	0	1	0	14	0	0
Coletta	.300	14	30	5	9	13	1	0	1	7	0	0	0	1	0	4	0	0
Cowan	.000	3	3	0	0	0	0	0	0	0	0	0	0	0	0	2	0	0
Doyle	.000	2	0	0	0	0	0	0	0	0	0	0	0	0	0	0	0	0
Dukes	.000	7	0	0	0	0	0	0	0	0	0	0	0	0	0	0	0	0
Fisher	.118	43	17	1	2	2	0	0	0	1	0	0	0	0	0	8	0	0
Foster	.000	8	0	0	0	0	0	0	0	0	0	0	0	0	0	0	0	0
Hiatt	.289	22	45	4	13	18	0	1	1	5	0	0	0	5	0	11	0	0
Howard	.263	11	38	4	10	11	1	0	0	2	0	0	1	1	0	3	0	0
Kosco	.213	49	142	15	34	60	4	2	6	13	1	2	1	5	1	23	1	0
Kusnyer	.207	64	179	13	37	47	2	1	2	13	1	0	1	16	3	33	0	0
Lange	.000	2	3	0	0	0	0	0	0	0	0	0	0	0	0	0	0	0
Llenas	.266	44	64	3	17	20	3	0	0	7	0	2	0	3	0	8	0	0
May	.113	35	62	3	7	8	1	0	0	1	2	0	0	3	0	29	0	0
McMullen	.269	137	472	36	127	174	18	1	9	34	1	2	0	48	2	59	1	2
Messersmith	.189	26	53	2	10	13	3	0	0	2	0	0	0	3	0	13	1	0
Motton	.154	42	39	6	6	7	1	0	0	1	0	0	0	5	0	12	0	0
Murphy	.000	6	1	0	0	0	0	0	0	0	0	0	0	0	0	1	0	0
O'Brien	.179	36	39	10	7	12	2	0	1	1	0	0	0	6	0	10	0	0
Oliver	.269	134	509	47	137	222	20	4	19	70	0	5	3	27	8	97	4	3
Parker	.213	36	80	11	17	25	2	0	2	8	0	2	0	9	0	17	0	2
Pinson	.275	136	484	56	133	182	24	2	7	49	4	4	5	30	12	54	17	6
Queen	.000	17	2	0	0	0	0	0	0	0	0	0	0	1	0	1	0	0
Repoz	.333	3	3	0	1	1	0	0	0	0	0	0	0	0	0	2	0	0
Rivers	.214	58	159	18	34	44	6	2	0	7	8	0	1	8	1	26	4	3
Rose	.200	16	10	1	2	5	0	0	1	1	1	0	0	1	0	3	0	0
Ryan	.135	39	96	4	13	20	5	1	0	3	1	0	0	2	0	48	1	0
Sells	.000	10	0	0	0	0	0	0	0	0	0	0	0	0	0	0	0	0
Silverio	.167	13	12	1	2	2	0	0	0	0	0	0	0	0	0	5	0	0
Spencer	.222	82	212	13	47	55	5	0	1	14	0	1	0	12	1	25	0	1
Stanton	.251	127	402	44	101	158	15	3	12	39	2	2	4	22	4	100	2	3
Stephenson	.274	66	146	14	40	51	3	1	2	17	0	0	4	11	5	8	0	0
Torborg	.209	59	153	5	32	35	3	0	0	8	0	0	1	14	4	21	0	0
Wright	.217	35	83	7	18	30	6	0	2	13	6	0	0	4	0	25	0	0
TOTALS	.242	155	5165	454	1249	1706	171	26	78	420	66	25	25	358	52	850	57	37

1972 ANGELS PITCHING

PITCHER	W-L	ERA	G	GS	CG	SHO	SV	IP	H	R	ER	HR	HB	BB	IB	SO	WP	BK
Allen	3-7	3.48	42	6	0	0	5	85.1	76	38	33	7	3	55	5	53	8	0
Barber	4-4	2.02	34	3	0	0	2	58	37	16	13	4	1	30	11	34	1	0
Clark	4-9	4.50	26	15	2	0	1	109.2	105	59	55	10	2	55	2	61	7	0
Doyle	0-0	0.00	2	0	0	0	0	2.1	2	0	0	0	0	3	0	4	0	1
Dukes	0-1	1.64	7	0	0	0	1	11	11	3	2	1	1	0	0	8	1	0
Fisher	4-5	3.76	43	1	0	0	4	81.1	73	35	34	6	0	31	3	32	0	0
Foster	0-1	4.97	8	0	0	0	0	12.2	12	8	7	3	2	6	0	11	1	0
Lange	0-0	3.65	2	1	0	0	0	7.2	7	4	4	0	0	2	0	8	1	0
May	12-11	2.94	35	30	10	3	1	205.1	162	79	67	15	0	82	6	169	3	0
Messersmith	8-11	2.81	25	21	10	3	2	169.2	125	56	53	5	2	68	8	142	2	1
Murphy	0-0	5.40	6	0	0	1	0	10	13	6	6	0	0	8	1	2	1	0
Queen	0-0	4.35	17	0	0	0	0	31	31	17	15	2	3	19	1	19	1	0
Rose	1-4	4.22	16	4	0	0	0	42.2	49	25	20	9	0	19	5	39	0	1
Ryan	19-16	2.28	39	39	20	9★	0	284	166	80	72	14	10	157★	4	329★	18★	0
Sells	2-0	2.81	10	0	0	0	0	16	11	6	5	0	0	5	1	2	1	0
Wright	18-11	2.98	35	35	15	2	0	251	229	101	83	14	4	80	6	87	4	0
TOTALS	75-80	3.06	155	155	57	18	16	1377.2	1109	533	469	90	28	620	53	1000	49	3

WIN STREAK: 6, Sept. 24-30

LOSING STREAK: 6, July 16-21

CLUB HISTORY



YEAR BY YEAR STATISTICAL REVIEW



1973 ANGELS BATTING

PLAYER	AVG	G	AB	R	H	TB	2B	3B	HR	RBI	SH	SF	HP	BB	IBB	SO	SB	CS
Alomar	.238	136	470	45	112	121	7	1	0	28	12	3	0	34	1	44	25	10
Berry	.284	136	415	48	118	142	11	2	3	36	8	2	1	26	0	50	1	6
Brooks	.143	4	7	0	1	1	0	0	0	0	0	0	0	0	0	3	0	0
Chalk	.232	24	69	14	16	18	2	0	0	6	0	0	1	9	0	13	0	0
DaVanon	.245	41	49	6	12	15	3	0	0	2	0	0	0	3	0	9	1	2
Epstein	.215	91	312	30	67	103	8	2	8	32	0	2	5	34	2	54	0	0
Gallagher	.273	110	311	16	85	93	6	1	0	26	1	4	1	35	3	31	1	3
Grabarkewitz	.163	61	129	27	21	38	6	1	3	9	1	0	1	28	0	27	2	2
Howard	.095	8	21	2	2	2	0	0	0	1	0	1	0	1	0	6	0	0
Kusnyer	.125	41	64	5	8	10	2	0	0	3	0	1	0	2	0	12	0	1
Llenas	.269	78	130	16	35	39	1	0	1	25	2	4	1	10	0	16	0	0
McCraw	.265	99	264	25	70	86	7	0	3	24	0	1	2	30	1	42	3	2
Meoli	.223	120	305	36	68	88	12	1	2	23	3	5	0	31	1	38	2	4
Oliver	.265	151	544	51	144	224	24	1	18	89	0	4	5	33	7	100	1	1
Parker	.225	38	102	14	23	27	2	1	0	7	3	1	1	8	1	23	0	1
Pinson	.260	124	466	56	121	171	14	6	8	57	8	7	0	20	3	55	5	5
Rivers	.349	30	129	26	45	59	6	4	0	16	3	0	1	8	0	11	8	3
Robinson	.266	147	534	85	142	261	29	0	30	97	1	3	10	82	12	93	1	1
Sands	.273	17	33	5	9	16	2	1	1	5	0	0	0	5	1	10	0	0
Scheinblum	.328	77	229	28	75	98	10	2	3	21	2	1	1	35	6	27	0	0
Spencer	.241	29	87	10	21	35	4	2	2	11	1	1	1	9	1	9	0	0
Stanton	.235	119	306	41	72	109	9	2	8	34	2	2	2	27	2	88	3	3
Stelmazek	.154	22	26	2	4	5	1	0	0	3	1	0	0	6	0	7	0	0
Stephenson	.246	60	122	9	30	38	5	0	1	9	2	0	1	7	1	7	0	0
Torborg	.220	102	255	20	56	66	7	0	1	18	7	1	0	21	0	32	0	2
Valentine	.302	32	126	12	38	50	5	2	1	13	3	2	0	5	0	9	6	1
TOTALS	.253	162	5505	629	1395	1915	183	29	93	595	60	45	34	509	42	816	59	47

1973 ANGELS DESIGNATED HITTERS

PLAYER	AVG	G	AB	R	H	TB	2B	3B	HR	RBI	SH	SF	HP	BB	IBB	SO	SB	CS
Grabarkewitz	.091	5	22	2	5	0	0	0	1	1	1	0	0	2	0	5	0	1
Llenas	.125	3	8	2	1	1	0	0	0	0	0	0	0	2	0	2	0	0
McCraw	.297	9	37	2	11	17	0	0	2	4	0	0	0	2	0	4	0	0
Oliver	.200	11	40	3	8	13	0	1	1	8	0	0	2	2	1	5	0	0
Parker	.000	2	2	0	0	0	0	0	0	0	0	0	0	0	0	2	0	0
Robinson	.260	127	466	75	121	224	25	0	26	84	1	3	9	76	10	82	1	1
Scheinblum	.417	7	24	4	10	14	1	0	1	2	0	0	0	5	1	3	0	0
Spencer	.000	1	3	0	0	0	0	0	0	0	0	0	0	1	0	1	0	0
TOTALS	.254	162	602	88	153	274	26	1	31	99	2	3	11	90	12	104	1	2

1973 ANGELS PITCHING

PITCHER	W-L	ERA	G	GS	CG	SHO	SV	IP	H	R	ER	HR	HB	BB	IB	SO	WP	BK
Allen	0-0	10.38	5	0	0	0	1	8.2	15	10	10	0	0	5	0	4	2	0
Barber	3-2	3.53	50	1	0	0	4	89.1	90	40	35	5	3	32	3	58	4	0
Hand	4-3	3.62	16	6	0	0	0	54.2	58	29	22	5	1	21	0	19	2	0
Hassler	0-4	3.69	7	4	1	0	0	31.2	33	23	13	0	3	19	0	19	2	1
Lange	2-1	4.44	17	4	1	0	0	52.2	61	30	26	9	1	21	2	27	1	0
May	7-17	4.38	34	28	10	4	0	185	177	101	90	20	3	80	9	134	6	3
Monteagudo	2-1	4.20	15	0	0	0	3	30	23	18	14	2	4	16	3	8	2	0
Perranoski	0-2	4.09	8	0	0	0	0	11	11	5	5	0	1	7	0	5	1	0
Ryan	21-16	2.87	41	39	26	4	1	326	238	113	104	18	7	162★	2	383★	15	0
Sells	7-2	3.71	51	0	0	0	10	68	72	30	28	2	5	35	6	25	8	1
Singer	20-14	3.22	40	40	19	2	0	315.2	280	124	113	15	9	130	5	241	7	1
Tanana	2-2	3.08	4	4	2	1	0	26.1	20	11	9	2	0	8	0	22	2	0
Wilshusen	0-0	81.00	1	0	0	0	0	.1	0	3	3	0	1	2	0	0	0	0
Wright	11-19	3.68	37	36	13	1	0	257	273	120	105	26	3	76	0	65	4	0
TOTALS	79-83	3.57	162	162	72	13	19	1456.1	1351	657	577	104	41	614	30	1010	56	6

WIN STREAK: 5, May 12-16

LOSING STREAK: 5, May 6-11 & June 21-27



YEAR BY YEAR STATISTICAL REVIEW

1974 ANGELS BATTING

PLAYER	AVG	G	AB	R	H	TB	2B	3B	HR	RBI	SH	SF	HP	BB	IBB	SO	SB	CS
Alomar	.222	46	54	12	12	14	0	1	0	1	1	0	0	2	0	8	2	0
Balaz	.238	14	42	4	10	13	0	0	1	5	1	0	1	2	0	10	0	0
Bochte	.270	57	196	24	53	74	4	1	5	26	4	2	1	18	0	23	6	3
Chalk	.252	133	465	44	117	147	9	3	5	31	9	4	7	30	1	57	10	10
Doherty	.256	74	223	20	57	82	14	1	3	15	4	1	0	8	1	13	2	1
Doyle	.260	147	511	47	133	159	19	2	1	34	9	2	1	25	2	49	6	7
Egan	.117	43	94	4	11	11	0	0	0	4	6	0	1	8	0	40	1	0
Epstein	.161	18	62	10	10	24	2	0	4	6	0	0	1	10	0	13	0	0
Heise	.267	29	75	7	20	27	7	0	0	6	3	0	0	5	0	10	0	1
Howard	.231	22	39	5	9	11	0	1	0	5	1	0	0	2	0	1	1	0
Lahoud	.271	127	325	46	88	149	16	3	13	44	1	1	3	47	3	57	4	5
Llenas	.261	72	138	16	36	48	6	0	2	17	1	7	0	11	1	19	0	0
McCraw	.286	56	119	21	34	51	8	0	3	17	0	1	0	12	2	13	2	1
Meoli	.244	36	90	9	22	24	2	0	0	3	2	0	0	8	0	10	2	4
Nettles	.274	56	175	27	48	52	4	0	0	8	2	0	0	16	0	38	20	11
Oliver	.248	110	359	22	89	124	9	1	8	55	0	6	1	16	2	51	2	1
Ramirez	.163	31	86	4	14	14	0	0	0	7	4	1	0	6	0	23	2	1
Rivers	.285	118	466	69	133	183	19	11	3	31	11	1	1	39	0	47	30	13
Robinson	.251	129	427	75	107	197	26	2	20	63	1	5	10	75	14	85	5	1
Rodriguez	.253	140	395	48	100	141	20	0	7	36	8	4	9	69	6	56	4	5
Sands	.193	43	83	6	16	30	2	0	4	13	0	1	1	23	2	17	0	0
Schaal	.248	53	165	10	41	52	5	0	2	20	0	0	0	18	1	27	2	2
Scheinblum	.154	10	26	1	4	4	0	0	0	2	0	0	0	1	0	2	0	0
Stanton	.267	118	415	48	111	169	21	2	11	62	6	5	5	33	3	107	10	8
Valentine	.261	117	371	39	97	122	10	3	3	39	8	7	3	25	0	25	8	5
TOTALS	.254	163	5401	618	1372	1922	203	31	95	550	82	48	45	509	38	801	119	79

1974 ANGELS DESIGNATED HITTERS

PLAYER	AVG	G	AB	R	H	TB	2B	3B	HR	RBI	SH	SF	HP	BB	IBB	SO	SB	CS
Alomar	.000	1	1	0	0	0	0	0	0	0	0	0	0	0	0	1	0	0
Doherty	.000	2	3	0	0	0	0	0	0	0	0	0	0	0	0	1	0	0
Howard	.000	3	3	1	0	0	0	0	0	0	0	0	0	0	0	0	0	0
Lahoud	.214	10	28	1	6	8	2	0	0	0	0	0	0	6	0	7	2	1
Llenas	.160	10	25	2	4	5	1	0	0	2	0	2	0	4	0	3	0	0
McCraw	.200	2	5	1	1	1	0	0	0	0	0	0	0	0	0	0	0	0
Oliver	.667	1	3	0	2	2	0	0	0	2	0	0	1	0	0	0	0	0
Robinson	.252	119	424	75	107	197	26	2	20	63	1	5	10	73	10	84	5	1
Rodriguez	1.000	1	1	0	1	2	1	0	0	1	0	0	0	0	0	0	0	0
Sands	.185	21	65	4	12	22	1	0	3	9	0	1	0	15	1	14	0	0
Scheinblum	.000	1	1	0	0	0	0	0	0	0	0	0	0	0	0	0	0	0
Valentine	.308	4	13	1	4	5	1	0	0	1	0	0	0	3	0	0	1	0
TOTALS	.240	163	572	85	137	242	32	2	23	78	1	8	11	101	11	110	8	2

1974 ANGELS PITCHING

PITCHER	W-L	ERA	G	GS	CG	SHO	SV	IP	H	R	ER	HR	HB	BB	IB	SO	WP	BK
Cumberland	0-1	3.74	17	0	0	0	0	21.2	24	9	9	2	0	10	2	12	0	0
Dobson	2-3	5.70	5	5	2	0	0	30	39	19	19	3	0	13	1	16	3	0
Figueroa	2-8	3.67	25	12	5	1	0	105.1	119	46	43	3	4	36	2	49	0	1
Gilbreth	0-0	13.50	3	0	0	0	0	1.1	2	2	2	0	0	1	0	0	0	0
Hassler	7-11	2.61	23	22	10	2	1	162	132	64	47	10	9	79	2	76	7	1
Kirkwood	0-0	8.59	3	0	0	0	0	7.1	12	8	7	0	0	6	0	4	1	0
Lange	3-8	3.80	21	18	1	0	0	113.2	111	63	48	10	4	47	0	57	3	1
Lockwood	2-5	4.32	37	2	0	0	1	81.1	81	42	39	8	5	32	4	39	3	1
May	0-1	7.00	18	3	0	0	2	27	29	24	21	2	1	10	0	12	4	0
Pena	0-0	0.00	4	0	0	0	3	8	6	0	0	0	0	1	0	5	0	0
Pina	1-2	2.31	11	0	0	0	0	11.2	9	3	3	1	0	3	2	6	2	0
Quintana	2-1	4.26	18	0	0	0	0	12.2	17	6	6	0	0	14	1	11	0	0
Raziano	1-2	6.48	13	0	0	0	1	16.2	15	14	12	1	0	8	1	9	0	0
Ryan	22-16	2.89	42	41	26	3	0	332.2★	221	127	107	18	9	202★	3	367★	9	0
Sanders	0-0	2.79	9	0	0	0	1	9.2	10	5	3	0	0	3	0	4	1	0
Sells	2-3	3.69	20	0	0	0	2	39	48	19	16	3	3	16	0	14	3	0
Selma	2-2	5.09	18	0	0	0	1	23	22	13	13	2	1	17	2	15	4	0
Singer	7-4	2.98	14	14	8	0	0	108.2	102	48	36	3	1	43	0	77	4	1
Stoneman	1-8	6.14	13	11	0	0	0	58.2	78	41	40	8	2	31	0	33	2	0
Tanana	14-19	3.12	39	35	12	4	0	268.2	262	104	93	27	8	77	4	180	4	2
TOTALS	68-94	3.52	163	163	64	13	12	1439	1339	657	564	101	47	649	24	986	50	7

WIN STREAK: 6, Apr. 29-May 5

LOSING STREAK: 11, June 30-July 10

CLUB HISTORY



YEAR BY YEAR STATISTICAL REVIEW



1975 ANGELS BATTING

PLAYER	AVG	G	AB	R	H	TB	2B	3B	HR	RBI	SH	SF	HP	BB	IBB	SO	SB	CS
Allietta	.178	21	45	4	8	12	1	0	1	2	1	0	0	1	1	6	0	0
Balaz	.242	45	120	10	29	42	8	1	1	10	1	1	0	5	0	25	0	0
Bochte	.285	107	375	41	107	141	19	3	3	48	3	3	2	45	5	43	3	4
Briggs	.226	13	31	3	7	11	1	0	1	3	1	0	0	2	0	6	0	2
Chalk	.273	149	513	59	140	177	24	2	3	56	11	9	2	66	4	49	6	9
Collins	.266	93	319	41	85	115	13	4	3	29	3	3	1	36	1	55	24	10
Dade	.200	11	30	5	6	10	4	0	0	1	0	0	0	6	0	7	0	0
Doherty	.202	30	94	7	19	25	3	0	1	12	2	1	0	8	1	12	1	1
Doyle	.067	8	15	0	1	1	0	0	0	0	0	0	0	1	0	1	0	0
Egan	.229	28	70	7	16	21	3	1	0	3	4	0	0	5	0	14	0	0
Etchebarren	.280	31	100	10	28	39	0	1	3	17	1	1	0	14	0	19	1	0
Garrett	.262	37	107	17	28	51	5	0	6	18	1	1	0	14	0	28	3	0
Goodwin	.100	4	10	0	1	1	0	0	0	0	0	0	0	0	0	5	0	0
Hampton	.152	31	66	8	10	13	3	0	0	4	3	0	1	7	0	19	0	0
Harper	.239	89	285	40	68	89	10	1	3	31	4	3	2	38	5	51	19	8
Jackson	.231	13	39	2	9	11	2	0	0	2	2	0	0	2	0	10	1	1
Lahoud	.214	76	192	21	41	69	6	2	6	33	2	1	1	48	2	33	2	1
Llenas	.186	56	113	6	21	25	4	0	0	11	4	1	0	10	0	11	0	1
Meoli	.214	70	126	12	27	31	2	1	0	6	2	0	0	15	0	20	3	0
Miley	.174	70	224	17	39	58	3	2	4	26	7	2	1	16	1	54	0	1
Nettles	.231	112	294	50	68	79	11	0	0	23	3	1	1	26	2	57	22	15
Ramirez	.240	44	100	10	24	30	4	1	0	4	2	0	0	11	0	22	9	6
Remy	.258	147	569	82	147	177	17	5	1	46	12	3	0	45	1	55	34	21
Rivers	.284	155	616	70	175	221	17	13	1	53	7	4	2	43	5	42	70	14
Rodriguez	.235	90	226	20	53	68	6	0	3	27	9	3	6	49	0	37	2	2
Smith	.203	59	143	10	29	36	5	1	0	14	3	1	0	12	0	27	1	3
Stanton	.261	137	440	67	115	183	20	3	14	82	8	4	6	52	4	85	18	6
Sudakis	.121	30	58	4	7	12	2	0	1	6	0	2	1	12	3	15	1	1
Valentine	.281	26	57	5	16	18	2	0	0	5	1	3	1	4	0	3	0	2
TOTALS	.246	161	5377	628	1324	1766	195	41	55	572	97	47	27	593	35	811	220	108

1975 ANGELS DESIGNATED HITTERS

PLAYER	AVG	G	AB	R	H	TB	2B	3B	HR	RBI	SH	SF	HP	BB	IBB	SO	SB	CS
Balaz	.188	11	32	2	6	8	2	0	0	3	0	1	0	0	0	2	0	0
Bochte	.200	1	5	0	1	1	0	0	0	2	0	0	0	0	0	2	0	0
Briggs	.000	2	2	0	0	0	0	0	0	0	0	0	0	0	0	1	0	0
Collins	.222	12	36	4	8	14	0	0	2	9	0	1	0	6	1	5	1	0
Dade	.100	7	20	2	2	3	1	0	0	0	0	0	0	4	0	6	0	0
Doherty	.000	1	3	0	0	0	0	0	0	0	0	0	0	0	0	2	0	0
Garrett	.265	23	68	10	18	33	3	0	4	10	1	1	0	9	0	14	3	0
Goodwin	.111	3	9	0	1	1	0	0	0	0	0	0	0	0	0	4	0	0
Harper	.248	57	206	26	51	69	7	1	3	25	2	3	11	23	3	38	16	6
Lahoud	.223	35	103	16	23	39	5	1	3	19	1	1	0	30	2	15	1	0
Llenas	.176	6	17	0	3	4	1	0	0	1	0	0	0	2	0	1	0	0
Jackson	.000	1	1	0	0	0	0	0	0	0	0	0	0	0	0	1	0	0
Meoli	.000	3	0	1	0	0	0	0	0	0	0	0	0	0	0	0	1	0
Nettles	.375	9	8	5	3	4	1	0	0	3	1	1	0	2	0	1	1	0
Ramirez	.000	1	0	0	0	0	0	0	0	0	0	0	0	0	0	0	0	0
Rivers	.000	1	1	1	0	0	0	0	0	0	0	0	0	0	0	0	0	0
Smith	.000	4	0	2	0	0	0	0	0	0	0	0	0	0	0	0	0	0
Stanton	.000	1	0	0	0	0	0	0	0	0	0	0	0	0	0	0	0	0
Sudakis	.118	13	34	3	4	8	1	0	1	4	0	2	1	11	3	8	1	1
Valentine	.294	13	34	3	10	11	1	0	0	4	1	3	1	3	0	2	0	2
TOTALS	.261	161	498	74	130	196	22	2	13	80	6	13	3	90	9	102	24	9

1975 ANGELS PITCHING

PITCHER	W-L	ERA	G	GS	CG	SHO	SV	IP	H	R	ER	HR	HB	BB	IB	SO	WP	BK
Blateric	0-0	6.23	2	0	0	0	0	4.1	9	5	3	0	0	1	0	5	1	0
Brewer	1-0	1.82	21	0	0	0	5	34.2	38	9	7	2	0	11	1	22	2	0
Dobson	0-2	6.75	9	2	0	0	0	28	30	26	21	5	2	13	1	14	4	0
Figueroa	16-13	2.91	33	32	16	2	0	244.2	213	96	79	14	5	84	6	139	5	2
Hassler	3-12	5.94	30	18	6	1	0	133.1	158	94	88	12	6	53	0	82	10	0
Hockenberry	0-5	5.27	16	4	0	0	1	41	48	27	24	3	3	19	2	15	3	0
Hudson	0-1	9.53	3	1	0	0	0	5.2	7	6	6	0	0	4	0	0	0	0
Kirkwood	6-5	3.11	44	2	0	0	7	84	85	38	29	6	0	28	2	49	1	0
Lange	4-6	5.21	30	8	1	0	1	102	119	70	59	12	1	53	3	45	3	1
Monge	0-2	4.18	4	2	2	0	0	23.2	22	12	11	3	1	10	0	17	2	0
Pactwa	1-0	3.86	4	3	0	0	0	16.1	23	7	7	0	0	10	0	3	1	0
Pena	0-2	2.13	7	0	0	0	0	12.2	13	3	3	0	0	8	1	4	1	0
Quintana	0-2	6.43	4	0	0	0	0	7	13	6	5	2	0	6	1	5	0	0
Ross	0-1	5.40	1	1	0	0	0	5	6	3	3	1	0	1	1	4	0	0
Ryan	14-12	3.45	28	28	10	5	0	198	152	90	76	13	7	132	0	186	12	0
Scott	4-2	3.29	50	0	0	0	1	68.1	59	34	25	8	1	18	5	31	2	0
Sells	0-0	8.64	4	0	0	0	0	8.1	9	10	8	3	0	8	1	7	1	0
Singer	7-15	4.98	29	27	8	0	1	179	171	107	99	18	6	81	5	78	6	1
Tanana	16-9	2.62	34	33	16	5	0	257.1	211	80	75	21	7	73	6	269	8	1
TOTALS	72-89	3.89	161	161	59	19	16	1453.1	1386	723	628	123	39	613	35	975	62	5

WIN STREAK: 4, May 16-19; June 4-7

LOSING STREAK: 7, June 23-29





YEAR BY YEAR STATISTICAL REVIEW

1976 ANGELS BATTING

PLAYER	AVG	G	AB	R	H	TB	2B	3B	HR	RBI	SH	SF	HP	BB	IBB	SO	SB	CS
Alvarez	.167	14	42	4	7	14	1	0	2	8	0	0	0	0	0	3	0	0
Bochte	.258	146	466	53	120	145	17	1	2	49	6	5	2	64	11	53	4	5
Bonds	.265	99	378	48	100	146	10	3	10	54	0	5	3	41	6	90	30	15
Briggs	.214	77	248	19	53	73	13	2	1	14	2	2	1	13	3	47	0	3
Chalk	.217	142	438	39	95	111	14	1	0	33	12	3	10	49	3	62	0	0
Collins	.263	99	365	45	96	122	12	1	4	28	7	1	0	40	2	55	32	19
Dade	.111	13	9	2	1	1	0	0	0	1	0	0	0	3	0	3	0	0
Davis	.265	72	219	16	58	72	5	0	3	26	0	2	1	15	3	18	0	1
Easler	.241	21	54	6	13	16	1	1	0	4	1	2	0	2	1	11	1	1
Etchebarren	.227	103	247	15	56	67	9	1	0	21	6	0	4	24	0	37	0	2
Garrett	.125	29	48	4	6	9	3	0	0	3	0	1	0	5	0	16	0	0
Guerrero	.284	83	268	24	76	91	12	0	1	18	5	5	3	7	2	12	0	0
Hampton	.000	3	2	0	0	0	0	0	0	0	0	0	0	0	0	0	0	0
Herrmann	.174	29	46	5	8	17	3	0	2	8	2	1	0	7	2	8	0	0
Humphrey	.245	71	196	17	48	61	10	0	1	19	4	2	5	13	0	30	0	1
Jackson	.227	127	410	44	93	141	18	3	8	40	4	3	7	30	1	58	5	4
Jones	.211	78	166	22	35	59	6	0	6	17	4	2	1	14	3	30	3	0
Lahoud	.177	42	96	8	17	21	4	0	0	4	0	0	2	18	1	16	0	0
Lopez	.000	9	10	1	0	0	0	0	0	0	0	0	0	2	0	3	2	0
Melton	.208	118	341	31	71	112	17	3	6	42	2	3	2	44	2	53	2	0
Miley	.184	14	38	4	7	9	2	0	0	4	1	1	0	4	1	8	1	0
Nordbrook	.000	5	8	1	0	0	0	0	0	0	1	0	0	1	0	3	1	0
Ramirez	.200	30	70	3	14	15	1	0	0	5	7	0	0	6	0	11	3	2
Remy	.263	143	502	64	132	152	14	3	0	28	13	4	0	38	1	43	35	16
Scott	.000	35	0	1	0	0	0	0	0	0	0	0	0	0	0	0	0	0
Smith	.375	13	8	0	3	3	0	0	0	1	0	0	0	0	0	2	0	0
Solaita	.270	63	215	25	58	94	9	0	9	33	1	2	0	34	3	44	1	1
Stanton	.190	93	231	12	44	65	13	1	2	25	5	3	1	24	1	57	2	6
Torres	.205	120	264	37	54	94	16	3	6	27	8	1	0	36	3	39	4	4
TOTALS	.235	162	5385	550	1265	1710	210	23	63	511	92	48	42	534	49	812	126	80

1976 ANGELS DESIGNATED HITTERS

PLAYER	AVG	G	AB	R	H	TB	2B	3B	HR	RBI	SH	SF	HP	BB	IBB	SO	SB	CS
Alvarez	.200	2	5	2	1	4	0	0	1	3	0	0	0	0	0	0	0	0
Bochte	.000	1	1	0	0	0	0	0	0	0	0	0	0	0	0	1	0	0
Bonds	.000	1	3	0	0	0	0	0	0	0	0	0	0	1	0	1	0	0
Briggs	.000	1	0	0	0	0	0	0	0	0	0	0	0	0	0	0	0	0
Collins	.290	22	93	11	27	36	6	0	1	5	1	0	0	3	0	20	8	4
Dade	.000	1	0	0	0	0	0	0	0	0	0	0	0	0	0	0	0	0
Davis	.250	54	200	16	50	64	5	0	3	19	0	1	0	15	3	17	1	1
Easler	.224	16	49	5	11	12	1	0	0	4	1	2	0	2	1	9	1	0
Garrett	.083	4	12	1	1	2	1	0	0	1	0	0	0	2	0	6	0	0
Guerrero	.182	7	22	0	4	5	1	0	0	2	0	1	1	1	0	1	0	0
Jackson	.391	6	23	3	9	12	3	0	0	3	1	0	0	0	0	2	0	1
Jones	.000	2	1	0	0	0	0	0	0	0	1	0	0	0	0	0	0	0
Lahoud	.444	3	9	1	4	6	2	0	0	2	0	0	0	3	0	1	0	0
Lopez	.000	1	0	0	0	0	0	0	0	0	0	0	0	1	0	0	0	0
Melton	.207	51	169	17	35	60	9	2	4	26	1	2	2	25	2	27	1	0
Nordbrook	.000	1	0	0	0	0	0	0	0	0	0	0	0	0	0	0	0	0
Remy	.000	5	0	0	0	0	0	0	0	0	0	0	0	0	0	0	0	1
Smith	.000	1	0	0	0	0	0	0	0	0	0	0	0	0	0	0	0	0
Solaita	.375	7	24	5	9	16	1	0	2	6	0	0	0	5	0	6	0	0
Stanton	.571	4	7	2	4	9	0	1	1	6	1	0	0	0	0	2	0	0
Tanana	.000	1	0	0	0	0	0	0	0	0	0	0	0	0	0	0	0	0
Torres	.000	6	0	3	0	0	0	0	0	0	0	0	0	0	0	0	0	0
TOTALS	.251	162	618	66	155	226	29	3	12	77	6	6	3	58	6	93	12	7

1976 ANGELS PITCHING

PITCHER	W-L	ERA	G	GS	CG	SHO	SV	IP	H	R	ER	HR	HB	BB	IB	SO	WP	BK
Brewer	3-1	2.70	13	0	0	0	2	20	20	7	6	0	0	6	0	16	0	0
Drugo	7-8	4.42	43	0	0	0	6	79.1	80	42	39	7	5	31	8	43	3	0
Dunning	0-0	7.50	4	0	0	0	0	6	9	9	5	2	0	6	1	4	0	0
Hartzell	7-4	2.77	37	15	7	2	2	166	166	64	51	6	10	43	5	51	3	0
Hassler	0-6	5.13	14	4	0	0	0	47.1	50	31	27	3	0	17	2	16	1	0
Kirkwood	6-12	4.62	28	26	4	0	0	157.2	167	91	81	12	1	57	9	78	4	0
Monge	6-7	3.37	32	13	2	0	0	117.2	108	50	44	10	1	49	0	53	4	0
Overy	0-2	6.14	5	0	0	0	0	7.1	6	5	5	1	1	3	1	8	0	0
Ross	8-16	3.00	34	31	7	2	0	225	224	89	75	12	5	58	5	100	0	0
Ryan	17-18	3.36	39	39	21	7★	0	284.1	193	117	106	13	5	183★	2	327★	5	2
Scott	3-0	3.23	33	0	0	0	3	39	47	17	14	3	0	12	4	10	1	0
Tanana	19-10	2.43	34	34	23	2	0	288.1	212	88	78	24	9	73	5	261	5	0
Verhoeven	0-2	3.38	21	0	0	0	4	37.1	35	15	14	2	0	14	8	23	1	0
Wheelock	0-0	27.00	2	0	0	0	0	2	6	6	6	0	1	1	0	2	0	0
TOTALS	76-86	3.36	162	162	64	15	17	1477.1	1323	631	551	95	38	553	50	992	27	2

WIN STREAK: 4, four times

LOSING STREAK: 6, Apr. 21-30

CLUB HISTORY



YEAR BY YEAR STATISTICAL REVIEW



1977 ANGELS BATTING

PLAYER	AVG	G	AB	R	H	TB	2B	3B	HR	RBI	SH	SF	HP	BB	IBB	SO	SB	CS
Aikens	.198	42	91	5	18	22	4	0	0	6	0	0	0	10	2	23	1	2
Baylor	.251	154	561	87	141	243	27	0	25	75	2	8	12	62	7	76	26	12
Bochte	.290	25	100	12	29	39	4	0	2	8	1	0	0	7	0	4	3	2
Bonds	.264	158	592	103	156	308	23	9	37	115	1	10	2	74	5	141	41	18
Bosley	.297	58	212	19	63	77	10	2	0	19	4	2	1	16	0	32	5	4
Briggs	.162	59	74	6	12	17	2	0	1	4	0	1	0	8	1	14	0	0
Chalk	.277	149	519	58	144	184	27	2	3	45	9	6	5	52	2	69	12	8
Etchebarren	.254	80	114	11	29	35	2	2	0	14	3	2	0	12	0	19	3	1
Flores	.278	104	342	41	95	125	19	4	1	26	6	0	1	23	2	39	12	10
Goodwin	.209	35	91	5	19	30	6	1	1	8	0	0	0	5	1	19	0	0
Grich	.243	52	181	24	44	71	6	0	7	23	3	3	1	37	4	40	6	6
Guerrero	.283	86	244	17	69	84	8	2	1	28	2	2	0	4	1	16	0	0
Hampton	.295	52	44	5	13	23	1	0	3	9	0	0	1	2	0	10	0	0
Humphrey	.227	123	304	17	69	86	11	0	2	34	7	3	4	21	0	58	1	1
Jackson	.243	106	292	38	71	114	15	2	8	28	3	2	1	24	2	42	3	2
Jones	.176	14	17	3	3	6	0	0	1	3	0	1	0	4	0	5	0	0
Kingman	.194	10	36	4	7	15	2	0	2	4	1	0	1	1	0	16	0	0
Landreaux	.250	23	76	6	19	26	5	1	0	5	0	0	0	5	1	15	1	1
May	.333	11	18	0	6	6	0	0	0	1	0	0	0	5	0	1	0	0
Mulliniks	.269	78	271	36	73	99	13	2	3	21	8	0	1	23	2	36	1	1
Nolan	.000	6	0	1	0	0	0	0	0	0	0	0	0	0	0	0	0	0
Ramirez	.077	25	13	6	1	1	0	0	0	0	0	0	0	0	0	3	1	0
Remy	.252	154	575	74	145	196	19	10	4	44	19	4	2	59	2	59	41	17
Rudi	.264	64	242	48	64	120	13	2	13	53	2	2	4	22	4	48	1	0
Solaita	.241	116	324	40	78	135	15	0	14	53	2	4	0	56	6	77	1	3
Torres	.156	58	77	9	12	24	1	1	3	10	1	1	0	10	0	18	0	1
TOTALS	.255	162	5410	675	1380	2086	233	40	131	636	74	51	36	542	42	880	159	89

1977 ANGELS DESIGNATED HITTERS

PLAYER	AVG	G	AB	R	H	TB	2B	3B	HR	RBI	SH	SF	HP	BB	IBB	SO	SB	CS
Aikens	.222	13	36	5	8	9	1	0	0	1	0	0	0	5	1	11	1	0
Baylor	.259	61	220	42	57	108	15	0	12	34	1	3	3	36	3	31	12	7
Bochte	.800	1	5	0	4	5	1	0	0	0	0	0	0	0	0	0	0	1
Bonds	.217	18	69	10	15	31	2	1	4	11	0	0	0	8	0	19	5	2
Flores	.313	8	16	4	5	6	1	0	0	1	0	0	0	3	1	3	1	2
Goodwin	.228	23	79	5	18	29	6	1	1	8	0	0	0	5	1	14	0	0
Guerrero	.227	19	66	5	15	21	1	1	1	8	0	1	0	3	1	5	0	0
Hampton	.000	2	4	0	0	0	0	0	0	0	0	0	0	0	0	1	0	0
Jackson	.208	20	53	6	11	16	2	0	1	3	1	0	0	9	2	7	1	0
Jones	.167	6	12	3	2	5	0	0	1	2	0	0	0	3	0	3	0	0
May	.000	1	3	0	0	0	0	0	0	0	0	0	0	1	0	0	0	0
Ramirez	.000	1	0	0	0	0	0	0	0	0	0	0	0	0	0	0	0	0
Rudi	.222	3	9	1	2	6	1	0	1	1	0	0	0	0	0	5	0	0
Solaita	.300	6	20	2	6	9	0	0	1	4	1	0	0	0	0	5	0	0
TOTALS	.242	162	592	83	143	245	30	3	22	73	3	4	3	73	9	104	20	12

1977 ANGELS PITCHING

PITCHER	W-L	ERA	G	GS	CG	SHO	SV	IP	H	R	ER	HR	HB	BB	IB	SO	WP	BK
Barlow	4-2	4.58	20	1	0	0	1	59	53	33	30	3	4	27	6	25	1	1
Brett	7-10	4.25	21	21	5	0	0	142	157	73	67	15	3	38	0	41	4	1
Caneira	2-2	4.08	6	4	0	0	0	28.2	27	15	13	5	0	16	2	17	1	1
Cuellar	0-1	18.90	2	1	0	0	0	3.1	9	7	7	2	0	3	1	3	0	0
Drago	0-1	3.00	13	0	0	0	2	21	22	8	7	3	0	3	2	15	1	0
Hartzell	8-12	3.57	41	23	6	0	4	189.1	200	92	75	14	4	38	6	79	5	1
Kirkwood	1-0	5.09	13	0	0	0	1	17.2	20	12	10	3	0	9	3	10	1	0
Kuhaulua	0-0	15.63	3	1	0	0	0	6.1	15	11	11	1	0	7	0	3	2	0
LaRoche	6-5	3.10	46	0	0	0	13	81.1	64	31	28	8	2	37	8	61	0	0
Miller	4-4	3.02	41	0	0	0	4	92.1	81	35	31	10	0	30	7	49	2	0
Monge	0-1	2.92	4	0	0	0	1	12.1	14	6	4	2	0	6	0	4	0	0
Moore	0-2	3.97	7	3	0	0	0	22.2	28	19	10	7	3	10	1	14	0	0
Nolan	0-3	8.84	5	5	0	0	0	18.1	31	19	18	5	0	2	0	4	0	0
Ross	2-4	5.55	14	12	0	0	0	58.1	83	41	36	10	2	11	1	30	2	0
Ryan	19-16	2.77	37	37	22★	4	0	299	198	110	92	12	9	204★	7	341★	21★	3
Scott	0-2	5.63	12	0	0	0	0	16	19	16	10	1	0	4	2	5	0	0
Simpson	6-12	5.83	27	23	0	0	0	122	154	90	79	14	7	62	3	55	8	0
Tanana	15-9	2.54	31	31	20	7	0	241.1	201	72	68	19	12	61	2	205	8	1
Verhoeven	0-2	3.86	3	0	0	0	0	4.2	4	3	2	0	1	4	1	3	0	0
Walker	0-0	9.00	1	0	0	0	0	2	3	2	2	2	0	0	0	1	0	0
TOTALS	74-88	3.76	162	162	53	13	26	1437.2	1383	695	600	136	47	572	52	965	56	8

WIN STREAK: 4, Apr. 28-May 1

LOSING STREAK: 6, Sept. 21-27

CLUB HISTORY





YEAR BY YEAR STATISTICAL REVIEW

1978 ANGELS BATTING

PLAYER	AVG	G	AB	R	H	TB	2B	3B	HR	RBI	SH	SF	HP	BB	IBB	SO	SB	CS
Anderson	.194	48	108	6	21	28	7	0	0	7	7	1	0	11	1	16	0	0
Baylor	.255	158	591	103	151	279	26	0	34	99	0	12	18	56	9	71	22	9
Bostock	.296	147	568	74	168	215	24	4	5	71	4	4	2	59	8	36	15	12
Chalk	.253	135	470	42	119	134	12	0	1	34	11	1	7	38	0	34	5	8
Downing	.255	133	412	42	105	141	15	0	7	46	4	2	6	52	2	47	3	2
Fairly	.217	91	235	23	51	86	5	0	10	40	2	5	1	25	2	31	0	1
Goodwin	.276	24	58	9	16	27	5	0	2	10	0	1	0	10	0	13	0	0
Grich	.251	144	487	68	122	160	16	2	6	42	19	3	7	75	1	83	4	3
Hampton	.214	19	14	2	3	8	0	1	1	4	0	0	0	2	0	7	1	0
Humphrey	.219	53	114	11	25	34	4	1	1	9	2	3	2	6	0	12	0	1
Jackson	.297	105	387	49	115	163	18	6	6	57	2	4	9	16	1	31	2	3
Landreaux	.223	93	260	37	58	90	7	5	5	23	1	0	2	20	4	20	7	3
Lansford	.294	121	453	63	133	184	23	2	8	52	5	7	4	31	2	67	20	9
Machemer	.273	10	22	6	6	10	1	0	1	2	1	0	0	2	0	1	0	1
Miller	.263	132	475	66	125	161	25	4	1	37	10	4	4	54	1	70	3	13
Mulliniks	.185	50	119	6	22	30	3	1	1	6	0	2	1	8	0	23	2	0
Rettenmund	.269	50	108	16	29	39	5	1	1	14	1	1	2	30	0	13	0	3
Rudi	.256	133	497	58	127	207	27	1	17	79	3	6	2	28	4	82	2	1
Solaíta	.223	60	94	10	21	27	3	0	1	14	0	0	0	16	3	25	0	0
TOTALS	.259	162	5472	691	1417	2023	226	28	108	646	72	56	67	539	38	682	86	69

1978 ANGELS DESIGNATED HITTERS

PLAYER	AVG	G	AB	R	H	TB	2B	3B	HR	RBI	SH	SF	HP	BB	IBB	SO	SB	CS
Baylor	.249	102	386	65	96	174	18	0	20	64	0	8	9	35	6	52	12	5
Bostock	.250	1	4	0	1	1	0	0	0	0	0	0	0	0	0	0	0	0
Chalk	.000	1	0	0	0	0	0	0	0	0	1	0	0	0	0	0	0	0
Downing	.167	2	6	1	1	4	0	0	1	1	0	0	0	2	0	2	0	0
Fairly	.231	5	13	2	3	9	0	0	2	5	0	0	0	1	0	2	0	0
Goodwin	.275	15	51	8	14	24	4	0	2	9	0	1	0	9	0	11	0	0
Hampton	.250	4	8	1	2	5	0	0	1	2	0	0	0	2	0	5	1	0
Jackson	.000	1	0	0	0	0	0	0	0	0	0	0	1	0	0	0	0	0
Landreaux	.000	1	0	0	0	0	0	0	0	0	0	0	0	0	0	0	0	0
Lansford	.400	1	5	1	2	5	0	0	1	1	0	0	0	0	0	0	0	0
Mulliniks	.000	2	0	2	0	0	0	0	0	0	0	0	0	0	0	0	0	0
Rettenmund	.255	18	47	8	12	15	1	1	0	4	1	0	1	12	0	5	0	1
Rudi	.095	11	42	0	4	4	0	0	0	0	0	0	0	3	0	14	0	0
Solaíta	.238	18	42	8	10	15	2	0	1	6	0	0	0	7	2	12	0	0
TOTALS	.240	162	604	96	145	256	25	1	28	92	2	9	11	71	8	103	13	6

1978 ANGELS PITCHING

PITCHER	W-L	ERA	G	GS	CG	SHO	SV	IP	H	R	ER	HR	HB	BB	IB	SO	WP	BK
Aase	11-8	4.03	29	29	6	1	0	178.2	185	88	80	14	2	80	4	93	3	0
Barlow	0-0	4.50	1	0	0	0	0	2	3	1	1	0	0	0	0	1	0	0
Brett	3-5	4.95	31	10	1	1	1	100	100	60	55	12	1	42	5	43	1	2
Caneira	0-0	7.04	2	2	0	0	0	7.2	8	6	6	2	0	3	0	0	0	0
Fitzmorris	1-0	1.71	9	2	0	0	0	31.2	26	9	6	2	0	14	3	8	0	0
Frost	5-4	2.58	11	10	2	1	0	80.1	71	24	23	6	2	24	3	30	3	0
Griffin	3-4	4.02	24	4	0	0	0	56	63	39	25	8	1	31	2	35	2	0
Hartzell	6-10	3.44	54	12	5	0	6	157	168	67	60	8	5	41	9	55	5	1
Knapp	14-8	4.21	30	29	6	0	0	188.1	178	94	88	25	2	67	6	126	3	0
LaRoche	10-9	2.82	59	0	0	0	25	95.2	73	35	30	7	2	48	11	70	0	0
Miller	6-2	2.66	41	0	0	0	1	84.2	85	29	25	3	5	41	3	34	1	1
Ryan	10-13	3.72	31	31	14	3	0	234.2	183	106	97	12	3	148★	7	260★	13★	2
Tanana	18-12	3.65	33	33	10	4	0	239	239	108	97	26	9	60	7	137	5	8
TOTALS	87-75	3.65	162	162	44	13	33	1455.2	1382	666	590	125	32	599	60	892	36	14

WIN STREAK: 4, seven times

LOSING STREAK: 7, May 27-June 3

CLUB HISTORY

YEAR BY YEAR STATISTICAL REVIEW



1979 ANGELS BATTING

PLAYER	AVG	G	AB	R	H	TB	2B	3B	HR	RBI	SH	SF	HP	BB	IBB	SO	SB	CS
Aikens	.280	116	379	59	106	187	18	0	21	81	0	6	1	61	8	79	1	3
Anderson	.248	96	234	33	58	82	13	1	3	23	9	3	1	17	0	31	3	2
Baylor	.296	162	628	120	186	333	33	3	36	139	0	12	11	71	6	51	22	12
Campaneris	.234	85	239	27	56	68	4	4	0	15	11	2	2	19	0	32	12	4
Carew	.318	110	409	78	130	160	15	3	3	44	8	3	0	73	7	46	18	8
Clark	.296	19	54	8	16	25	2	2	1	5	1	0	0	5	0	11	1	1
Davis	.250	43	56	9	14	18	2	1	0	2	1	0	0	4	0	7	1	0
Donohue	.224	38	107	13	24	38	3	1	3	14	1	0	2	3	0	29	2	0
Downing	.326	148	509	87	166	235	27	3	12	75	3	2	5	77	4	57	3	3
Ford	.290	142	569	100	165	264	26	5	21	101	3	13	3	40	0	86	8	5
Garr	.125	6	24	0	3	3	0	0	0	0	0	0	0	0	0	3	0	0
Grich	.294	153	534	78	157	287	30	5	30	101	12	2	2	59	10	84	1	0
Hampton	.400	4	5	0	2	2	0	0	0	0	0	0	0	0	0	1	0	0
Harlow	.233	62	159	22	37	49	8	2	0	14	1	0	2	25	0	34	1	3
Harper	.000	1	2	0	0	0	0	0	0	0	0	0	0	0	0	1	0	0
Harris	.000	1	2	0	0	0	0	0	0	0	0	0	0	0	0	0	0	0
Humphrey	.059	9	17	2	1	1	0	0	0	1	0	0	1	0	1	2	0	0
Lansford	.287	157	654	114	188	285	30	5	19	79	12	4	3	39	2	115	20	8
Miller, R.	.293	120	427	60	125	156	15	5	2	28	9	1	1	50	1	69	5	4
Mulliniks	.147	22	68	7	10	13	0	0	1	8	0	5	1	4	0	14	0	0
Ramirez	.000	13	12	1	0	0	0	0	0	1	0	1	1	0	6	1	0	0
Rettenmund	.263	35	76	7	20	25	2	0	1	10	1	1	1	11	1	14	1	0
Rudi	.242	90	300	35	80	130	11	3	11	61	4	2	1	24	3	61	0	0
Thon	.339	35	56	6	19	22	3	0	0	8	1	0	0	5	0	10	0	0
TOTALS	.282	162	5550	866	1563	2383	242	43	164	808	79	56	37	589	42	843	100	53

1979 ANGELS DESIGNATED HITTERS

PLAYER	AVG	G	AB	R	H	TB	2B	3B	HR	RBI	SH	SF	HP	BB	IBB	SO	SB	CS
Aikens	.295	51	173	26	51	90	9	0	10	36	0	2	0	28	6	33	0	1
Baylor	.349	65	252	57	88	167	11	1	22	73	0	4	2	35	1	17	9	5
Campaneris	.000	1	0	0	0	0	0	0	0	0	0	0	0	0	0	0	1	0
Carew	.273	6	22	5	6	11	2	0	1	2	0	0	0	4	1	3	3	0
Davis	.400	6	20	6	8	10	2	0	0	1	1	0	0	0	0	4	0	0
Downing	.415	18	65	11	27	41	5	0	3	18	1	0	0	6	1	7	0	0
Garr	.125	6	24	0	3	3	0	0	0	0	0	0	0	0	0	3	0	0
Harper	.000	1	2	0	0	0	0	0	0	0	0	0	0	0	0	1	0	0
Miller, R.	.000	2	1	0	0	0	0	0	0	0	0	0	0	0	0	1	0	0
Rettenmund	.283	17	46	5	13	18	2	0	1	4	0	1	1	7	0	10	1	0
Rudi	.000	3	11	0	0	0	0	0	0	0	0	0	0	0	0	3	0	0
TOTALS	.318	162	616	110	196	340	31	1	37	134	2	7	3	80	9	82	14	6

1979 ANGELS PITCHING

PITCHER	W-L	ERA	G	GS	CG	SHO	SV	IP	H	R	ER	HR	HB	BB	IB	SO	WP	BK
Aase	9-10	4.81	37	28	7	1	2	185.1	200	104	99	19	1	77	7	96	5	0
Barlow	1-1	5.13	35	0	0	0	0	86	106	54	49	8	4	30	2	33	6	0
Barr	10-12	4.20	36	25	5	0	0	197	217	100	92	22	3	55	5	69	2	1
Botting	2-0	8.80	12	1	0	0	0	29.2	46	30	29	6	1	15	1	22	4	1
Clear	11-5	3.63	52	0	0	0	14	109	87	48	44	6	3	68	5	98	9	1
Eddy	1-1	4.73	7	4	0	0	0	32.1	36	19	17	1	2	20	0	7	0	0
Ferris	0-0	1.50	2	0	0	0	0	6	5	2	1	1	0	3	1	2	1	0
Frost	16-10	3.57	36	33	12	2	1	239.1	226	108	95	17	5	77	4	107	5	0
Knapp	5-5	5.51	20	18	3	0	0	98	109	73	60	8	2	35	1	36	2	0
LaRoche	7-11	5.57	53	1	0	0	10	85.2	107	54	53	13	2	32	4	59	0	1
Miller, D.	1-0	3.31	14	1	0	0	0	35.1	44	14	13	2	2	13	0	16	1	0
Montague	2-0	5.09	14	0	0	0	6	17.2	16	12	10	3	0	9	0	6	2	0
Ryan	16-14	3.60	34	34	17	5★	0	222.2	169	104	89	15	6	114	3	223★	9	0
Schuler	0-0	10.80	1	0	0	0	0	1.2	2	2	2	1	0	0	0	0	1	0
Tanana	7-5	3.89	18	17	2	1	0	90.1	93	44	39	9	2	25	0	46	6	1
TOTALS	88-74	4.34	162	162	46	9	33	1436	1463	768	692	131	33	573	33	820	53	5

WIN STREAK: 10, Apr. 11-21

LOSING STREAK: 7, June 21-28

CLUB HISTORY





YEAR BY YEAR STATISTICAL REVIEW

1980 ANGELS BATTING

PLAYER	AVG	G	AB	R	H	TB	2B	3B	HR	RBI	SH	SF	HP	BB	IBB	SO	SB	CS
Baylor	.250	90	340	39	85	116	12	2	5	51	4	0	11	24	4	4	6	6
Campaneris	.252	77	210	32	53	69	8	1	2	18	7	2	1	14	0	33	10	5
Carew	.331	144	540	74	179	236	34	7	3	59	9	3	1	59	7	38	23	15
Clark	.230	78	261	26	60	87	10	1	5	23	1	0	2	11	0	42	0	1
Cliburn	.179	54	56	7	10	18	2	0	2	6	0	1	0	3	0	9	0	0
Cowens	.227	34	119	11	27	35	5	0	1	17	0	0	1	12	1	21	1	2
Cruz	.275	18	40	5	11	17	3	0	1	5	0	0	0	5	1	8	0	0
Donohue	.188	84	218	18	41	53	4	1	2	14	3	1	1	7	0	63	5	1
Downing	.290	30	93	5	27	39	6	0	2	25	1	2	0	12	1	12	0	2
Ford	.279	65	226	22	63	95	11	0	7	26	1	1	2	19	1	45	0	1
Garr	.190	21	42	5	8	9	1	0	0	3	0	0	0	4	2	6	0	0
Grich	.271	150	498	60	135	203	22	2	14	62	5	5	4	84	2	108	3	7
Harlow	.276	109	301	47	83	116	13	4	4	27	4	1	1	48	1	61	3	2
Harris	.293	19	41	8	12	23	5	0	2	7	0	1	0	7	0	4	0	1
Kubski	.254	22	63	11	16	19	3	0	0	6	0	0	0	6	0	10	1	1
Lansford	.261	151	602	87	157	235	27	3	15	80	7	11★	0	50	2	93	14	5
Miller	.274	129	412	52	113	139	14	3	2	38	6	3	1	48	4	71	7	3
Patek	.264	86	273	41	72	107	10	5	5	34	8	2	1	15	1	26	7	6
Rettenmund	.250	2	4	0	1	1	0	0	0	0	0	0	0	1	0	1	0	0
Rudi	.237	104	372	42	88	155	17	1	16	53	2	3	5	17	2	84	1	0
Skaggs	.197	24	66	7	13	16	0	0	1	9	1	1	0	9	0	13	0	0
Thompson	.317	102	312	59	99	164	14	0	17	70	2	3	0	70	9	60	2	0
Thon	.255	80	267	32	68	84	12	2	0	15	5	2	1	10	0	28	7	5
Whitmer	.241	48	87	8	21	24	3	0	0	7	9	2	0	4	0	21	1	0
TOTALS	.265	160	5443	698	1442	2060	236	32	106	655	75	44	32	539	38	889	91	63

1980 ANGELS DESIGNATED HITTERS

PLAYER	AVG	G	AB	R	H	TB	2B	3B	HR	RBI	SH	SF	HP	BB	IBB	SO	SB	CS
Baylor	.223	36	130	14	29	37	5	0	1	18	0	3	4	13	3	14	1	4
Campaneris	1.000	1	1	1	1	1	0	0	0	0	0	0	0	0	0	0	0	1
Carew	.362	32	127	20	46	59	8	1	1	16	1	2	1	13	0	5	4	2
Cowens	1.000	1	1	1	1	4	0	0	1	3	0	0	0	0	0	0	0	0
Downing	.357	13	42	2	15	21	3	0	1	14	0	2	0	5	0	3	0	1
Ford	.276	15	58	5	16	19	3	0	0	5	0	1	1	7	0	11	0	1
Garr	.241	8	29	4	7	8	1	0	0	2	0	0	0	2	2	4	0	0
Harlow	1.000	1	1	1	1	2	1	0	0	1	0	0	0	0	0	0	0	0
Rettenmund	.333	1	3	0	1	1	0	0	0	0	0	0	0	1	0	1	0	0
Rudi	.182	3	11	0	2	3	1	0	0	1	0	0	1	1	0	3	0	0
Thompson	.351	45	148	34	52	89	4	0	11	36	0	2	0	31	4	28	2	0
Thon	.310	15	58	6	18	23	3	1	0	5	0	1	0	1	0	5	1	2
TOTALS	.310	160	609	88	189	267	29	2	15	101	1	11	7	74	9	74	8	11

1980 ANGELS PITCHING

PITCHER	W-L	ERA	G	GS	CG	SHO	SV	IP	H	R	ER	HR	HB	BB	IB	SO	WP	BK
Aase	8-13	4.06	40	21	5	1	2	175	193	83	79	13	1	66	3	74	2	1
Barr	1-4	5.56	24	7	0	0	1	68	90	43	42	12	3	23	2	22	2	0
Botting	0-3	5.81	6	6	0	0	0	26.1	40	20	17	1	0	13	0	12	2	0
Clear	11-11	3.30	58	0	0	0	9	106.1	82	51	39	2	5	65	9	105	4	0
Dorsey	1-2	9.19	4	4	0	0	0	15.2	25	16	16	2	1	8	0	8	0	0
Ferris	0-2	5.87	5	3	0	0	0	15.1	23	13	10	2	0	9	0	4	1	0
Frost	4-8	5.29	15	15	2	0	0	78.1	97	53	46	8	2	21	1	28	3	0
Halicki	3-1	4.84	10	6	0	0	0	35.1	39	22	19	5	0	11	0	16	1	0
Hassler	5-1	2.49	41	0	0	0	10	83	67	25	23	8	1	37	8	75	1	0
Kison	3-6	4.91	13	13	2	1	0	73.1	73	46	40	5	3	32	2	28	0	2
Knapp	2-11	6.14	32	20	1	0	1	117.1	133	83	80	18	8	51	1	46	4	1
LaRoche	3-5	4.08	52	9	1	0	4	128	122	62	58	14	3	39	3	89	0	1
Lemanczyk	2-4	4.32	21	2	0	0	0	66.2	81	40	32	8	2	27	2	19	2	2
Martinez	7-9	4.52	30	23	4	1	0	149.1	150	81	75	14	1	59	2	57	5	0
Montague	4-2	5.13	37	0	0	0	3	73.2	97	47	42	8	1	21	1	22	2	0
Schuler	0-1	3.55	8	0	0	0	0	12.2	13	5	5	3	0	2	1	7	0	0
Tanana	11-12	4.15	32	31	7	0	0	204	223	107	94	18	8	45	0	113	3	1
TOTALS	65-95	4.52	160	160	22	6	30	1428.1	1548	797	717	141	39	529	35	725	32	8

WIN STREAK: 6, Aug. 4-9

LOSING STREAK: 9, June 11-19

YEAR BY YEAR STATISTICAL REVIEW



1981 ANGELS BATTING

PLAYER	AVG	G	AB	R	H	TB	2B	3B	HR	RBI	SH	SF	HP	BB	IBB	SO	SB	CS
Baylor	.239	103	377	52	90	161	18	1	17	66	0	6	7	42	1	51	3	3
Beniquez	.181	58	166	18	30	44	5	0	3	13	4	1	1	15	0	16	2	1
Brunansky	.152	11	33	7	5	14	0	0	3	6	0	0	0	8	0	10	1	0
Burleson	.293	109★	430	53	126	160	17	1	5	33	11	4	3	42	2	38	4	6
Campanaris	.256	55	82	11	21	28	2	1	1	10	3	1	0	5	0	10	5	2
Carew	.305	93	364	57	111	136	17	1	2	21	10	2	0	45	7	45	16	9
Clark	.250	34	88	12	22	38	2	1	4	19	0	0	0	7	0	18	0	0
Davis	.000	1	2	0	0	0	0	0	0	0	0	0	0	0	0	0	0	0
Downing	.249	93	317	47	79	120	14	0	9	41	3	0	4	46	1	35	1	1
Ferguson	.233	12	30	5	7	11	1	0	1	5	1	1	0	9	0	8	0	0
Ford	.277	97	375	53	104	165	14	1	15	48	5	1	5	23	3	71	2	2
Grich	.304	100	352	56	107	191	14	2	22★	61	5	3	4	40	4	71	2	4
Harlow	.207	43	82	13	17	18	1	0	0	4	2	0	0	16	0	25	1	1
Harper	.273	4	11	1	3	3	0	0	0	1	0	1	0	0	0	0	1	0
Harris	.247	36	77	5	19	31	3	0	3	9	0	0	0	3	0	11	0	0
Hobson	.235	85	268	27	63	90	7	4	4	36	2	4	1	35	0	60	1	1
Lubratich	.143	7	21	2	3	4	1	0	0	1	0	0	0	0	0	2	1	0
Lynn	.219	76	256	28	56	81	8	1	5	31	1	4	3	38	4	42	1	2
Ott	.217	75	258	20	56	72	8	1	2	22	4	2	1	17	1	42	2	1
Patek	.234	27	47	3	11	14	1	1	0	5	0	0	0	1	0	6	1	0
Sconiers	.269	15	52	6	14	20	1	1	1	7	0	0	0	1	0	10	0	0
TOTALS	.256	110	3688	476	944	1401	134	16	97	439	51	30	29	393	23	571	44	33
OPP.	.261	110	3675	453	958	1394	157	18	81	426	36	34	21	323	—	—	73	—

1981 ANGELS DESIGNATED HITTERS

PLAYER	AVG	G	AB	R	H	TB	2B	3B	HR	RBI	SH	SF	HP	BB	IBB	SO	SB	CS
Baylor	.233	97	356	51	83	153	17	1	17	64	0	6	7	41	1	48	3	3
Beniquez	.000	1	3	0	0	0	0	0	0	0	0	0	0	0	0	0	0	0
Carew	.250	2	4	1	1	1	0	0	0	0	0	0	0	1	0	0	1	0
Downing	.222	5	18	1	4	4	0	0	0	2	0	0	0	3	0	0	0	0
Harper	.000	1	3	0	0	0	0	0	0	0	0	0	0	0	0	0	0	0
Harris	.000	1	3	0	0	0	0	0	0	0	0	0	0	0	0	0	0	0
Hobson	.143	2	7	0	1	1	0	0	0	1	0	0	0	2	0	1	0	0
Sconiers	.462	3	13	2	6	11	0	1	1	5	0	0	0	0	0	3	0	0
TOTALS	.233	110	407	55	95	170	17	2	18	72	0	6	7	47	1	52	4	3

1981 ANGELS PITCHING

PITCHER	W-L	ERA	GS	CG	SHO	SV	IP	H	R	ER	HR	HB	BB	IB	SO	WP	BK	
Aase	4-4	2.34	39	0	0	0	11	65.1	56	17	17	4	0	24	2	38	2	0
D'Acquisto	0-0	10.71	6	0	0	0	0	19.1	26	24	23	2	1	12	0	8	1	0
Forsch	11-7	2.88	20	20	10	4★	0	153	143	54	49	7	4	27	2	55	0	0
Frost	1-8	5.51	12	9	0	0	0	47.1	44	30	29	3	1	19	0	16	1	0
Hassler	4-3	3.21	42	0	0	0	5	75.2	72	29	27	8	0	33	8	44	3	0
Jefferson	2-4	3.62	26	5	0	0	0	77	80	39	31	4	2	24	4	27	4	3
Kison	1-1	3.48	11	4	0	0	0	44	40	18	17	8	0	14	1	19	1	0
Mahler	0-0	0.00	6	0	0	0	0	6.1	1	0	0	0	0	2	0	5	0	0
Martinez	0-0	3.00	2	0	0	2	0	6	5	2	2	1	0	3	0	4	0	0
Moreno	1-3	2.87	8	4	1	0	0	31.1	27	10	10	2	0	14	0	12	1	0
Rau	1-2	8.71	3	3	0	0	0	10.1	14	10	10	2	0	4	0	3	0	0
Renko	8-4	3.44	22	15	0	0	1	102	93	40	39	7	1	42	1	50	0	0
Sanchez	0-2	2.94	17	0	0	0	2	33.2	39	16	11	4	1	11	0	13	1	0
Travers	0-1	8.38	4	4	0	0	0	9.2	14	11	9	2	0	4	0	5	0	0
Witt	8-9	3.21	22	21	7	1	0	129	123	60	47	9	11★	47	4	75	2	0
Zahn	10-11	4.41	25	25	9	0	0	161.1	181	93★	79★	18★	0	43	2	52	2	2
TOTALS	51-59	3.71	110	110	27	8	19	971.1	958	453	400	81	21	323	24	426	18	5
OPP.	59-51	3.83	110	110	33	4	22	976.2	944	476	416	97	29	393	—	571	31	6

WIN STREAK: 5, May 9-14

LOSING STREAK: 8, Sept. 5-12



YEAR BY YEAR STATISTICAL REVIEW

1982 ANGELS BATTING

PLAYER	AVG	G	AB	R	H	TB	2B	3B	HR	RBI	SH	SF	HP	BB	IBB	SO	SB	CS
Adams	.143	8	14	1	2	2	0	0	0	0	1	0	1	0	0	2	1	0
Baylor	.263	157	608	80	160	258	24	1	24	93	0	8	7	57	7	69	10	4
Beniquez	.265	112	196	25	52	76	11	2	3	24	16	0	1	15	1	21	3	0
Boone	.256	143	472	42	121	159	17	0	7	58	23	5	0	39	2	34	0	2
Burleson	.156	11	45	4	7	8	1	0	0	2	2	0	0	6	2	3	0	0
Carew	.319	138	523	88	167	211	25	5	3	44	16	4	2	67	5	49	10	17
Clark	.211	102	90	11	19	26	1	0	2	8	2	1	0	0	0	29	1	0
DeCinces	.301	153	575	94	173	315	42	5	30	97	4	9	1	66	7	80	7	5
Downing	.281	158	623	109	175	300	37	2	28	84	3	8	5	86	1	58	2	1
Ferguson	.226	36	84	10	19	30	2	0	3	8	1	0	0	12	0	19	0	0
Foli	.252	150	480	46	121	148	14	2	3	56	26★	6	2	14	1	22	2	4
Grich	.261	145	506	74	132	227	28	5	19	65	6	3	8	82	3	109	3	3
Jackson, Re.	.275	153	530	92	146	282	17	1	39★	101	0	4	2	85	12	156★	4	5
Jackson, Ro.	.331	53	142	15	47	59	6	0	2	19	4	1	2	10	0	12	0	1
Kelleher	.163	34	49	9	8	9	1	0	0	1	3	0	1	5	0	5	1	1
Lynn	.299	138	472	89	141	244	38	1	21	86	5	7	3	58	4	72	7	8
Moreno	.000	11	3	3	0	0	0	0	0	0	0	0	0	2	0	0	0	2
Pettis	.200	10	5	5	1	4	0	0	1	1	0	0	0	0	0	2	0	0
Sconiers	.154	12	13	0	2	2	0	0	0	2	0	0	0	2	0	1	0	0
Wilfong	.245	55	102	17	25	36	4	2	1	11	2	0	0	7	1	17	4	0
TOTALS	.274	162	5532	814	1518	2396	268	26	186	760	114	56	35	613	46	760	55	53
OPP.	.259	162	5555	670	1436	2148	250	45	124	640	47	32	42	482	—	—	66	—

1982 ANGELS DESIGNATED HITTERS

PLAYER	AVG	G	AB	R	H	TB	2B	3B	HR	RBI	SH	SF	HP	BB	IBB	SO	SB	CS
Baylor	.263	155	608	79	160	258	24	1	24	93	0	8	7	55	7	69	10	4
Grich	.000	1	4	0	0	0	0	0	0	0	0	0	0	0	0	1	0	0
Jackson, Re.	.238	5	21	5	5	15	1	0	3	10	0	0	0	3	0	5	0	0
Moreno	.000	1	0	0	0	0	0	0	0	0	0	0	0	1	0	0	0	0
Sconiers	.000	1	1	0	0	0	0	0	0	0	0	0	0	0	0	0	0	0
Wilfong	.333	1	3	1	1	1	0	0	0	0	0	0	0	2	0	0	0	0
TOTALS	.261	162	637	85	166	274	25	1	27	103	0	8	7	61	7	75	10	4

1982 ANGELS PITCHING

PITCHER	W-L	ERA	G	GS	CG	SHO	SV	IP	H	R	ER	HR	HB	BB	IB	SO	WP	BK
Aase	3-3	3.46	24	0	0	0	4	52	45	20	20	5	0	23	2	40	2	0
Bahnsen	0-1	4.66	7	0	0	0	0	9.2	13	6	5	0	0	8	1	5	0	0
Corbett	1-7	5.05	33	0	0	0	8	57	46	32	32	8	0	25	5	37	2	1
Curtis	0-1	6.00	8	0	0	0	1	12	16	8	8	0	0	3	2	10	2	0
Forsch	13-11	3.87	37	35	12	4	0	228	225	108	98	25	11	57	2	73	1	0
Goltz	8-5	4.08	28	7	1	0	3	86	82	43	39	4	1	32	1	49	2	0
Hassler	2-1	2.78	54	0	0	0	4	71.1	58	24	22	5	4	40	5	38	4	1
John	4-2	3.86	7	7	1	0	0	35	49	18	15	4	0	5	0	14	2	0
Kison	10-5	3.17	33	16	3	1	1	142	120	54	50	15	5	44	3	86	5	0
Mahler	2-0	1.13	6	0	0	0	0	8	9	1	1	0	0	6	1	5	0	0
Moreno	3-7	4.74	13	8	2	0	1	49.1	55	31	26	7	1	23	0	22	2	0
Renko	11-6	4.44	31	23	4	0	0	156	163	78	77	17	1	51	0	81	3	0
Sanchez	7-4	3.21	46	0	0	0	5	92.2	89	36	33	3	7	34	4	58	1	1
Steirer	1-0	3.76	10	1	0	0	0	26.1	25	14	11	2	1	11	0	14	0	0
Tiant	2-2	5.76	6	5	0	0	0	29.2	39	20	19	3	0	8	0	30	0	0
Witt	8-6	3.51	33	26	5	1	0	179.2	177	77	70	8	7	47	2	85	8	1
Zahn	18-8	3.73	34	34	12	4	0	229.1	225	100	95	18	4	65	5	81	2	0
TOTALS	93-69	3.82	162	162	40	10	27	1464	1436	670	621	124	42	482	33	728	36	4
OPP.	69-93	4.58	162	162	24	3	34	1452	1518	814	739	186	35	613	—	760	42	8

WIN STREAK: 7, Apr. 13-19

LOSING STREAK: 8, June 30-July 7



YEAR BY YEAR STATISTICAL REVIEW



1983 ANGELS BATTING

PLAYER	AVG	G	AB	R	H	TB	2B	3B	HR	RBI	SH	SF	HP	BB	IBB	SO	SB	CS
Adams	.250	58	112	22	28	36	2	0	2	6	3	0	3	5	0	12	1	1
Beniquez	.305	92	315	44	96	120	15	0	3	34	6	1	4	15	0	29	4	2
Boone	.256	142	468	46	120	165	18	0	9	52	10	7	0	24	1	42	4	3
Brown, M.	.231	31	104	12	24	40	5	1	3	9	0	0	0	7	0	20	1	0
Burleson	.286	33	119	22	34	41	7	0	0	11	2	1	0	12	0	12	0	2
Carew	.339	129	472	66	160	194	24	2	2	44	3	3	1	57	9	48	6	7
Clark	.231	76	212	17	49	75	9	1	5	21	3	1	0	9	0	45	0	0
DeCinces	.281	95	370	49	104	183	19	3	18	65	1	8	0	32	2	56	2	0
Downing	.246	113	403	68	99	173	15	1	19	53	1	2	5	62	4	59	1	2
Ferguson	.074	12	27	3	2	2	0	0	0	2	1	0	0	5	0	8	0	0
Foli	.252	88	330	29	83	99	10	0	2	29	11	2	1	5	1	18	2	3
Grich	.292	120	387	65	113	178	17	0	16	62	4	3	7	76	2	62	2	4
Jackson, Re.	.194	116	397	43	77	135	14	1	14	49	0	5	4	52	5	140	0	2
Jackson, Ro.	.230	102	348	41	80	122	16	1	8	39	1	0	3	27	2	33	2	2
Lubratich	.218	57	156	12	34	43	9	0	0	7	13	1	0	4	0	17	0	1
Lynn	.272	117	437	56	119	211	20	3	22	74	0	6	2	55	10	83	2	2
Narron	.136	10	22	1	3	6	0	0	1	4	0	0	0	1	0	3	0	0
O'Berry	.167	26	60	7	10	14	1	0	1	5	2	0	0	3	0	11	0	0
Pettis	.294	22	85	19	25	42	2	3	3	6	1	0	0	7	0	15	8	3
Schoffeld	.204	21	54	4	11	22	2	0	3	4	1	0	1	6	0	8	0	0
Sconiers	.274	106	314	49	86	135	19	3	8	46	2	1	0	17	2	41	4	2
Valentine	.240	86	271	30	65	118	10	2	13	43	1	4	0	18	0	48	2	1
Wilfong	.254	65	177	17	45	60	7	1	2	17	2	1	0	10	1	25	0	2
TOTALS	.260	162	5640	722	1467	2214	241	22	154	682	68	46	31	509	39	835	41	39
OPP.	.284	162	5760	779	1636	2393	297	35	130	725	57	50	30	496	71	668	83	61

1983 ANGELS DESIGNATED HITTERS

PLAYER	AVG	G	AB	R	H	TB	2B	3B	HR	RBI	SH	SF	HP	BB	IBB	SO	SB	CS
Beniquez	.300	6	20	6	6	6	0	0	0	2	2	0	0	0	0	3	0	0
Carew	.370	24	100	10	37	42	2	0	1	12	0	1	0	14	3	11	1	3
Clark	.333	2	6	1	2	5	0	0	1	2	0	0	0	1	0	1	0	0
DeCinces	.225	10	40	1	9	9	0	0	0	1	0	0	0	2	0	4	0	0
Downing	.255	26	98	18	25	42	2	0	5	10	0	1	1	14	2	11	0	1
Jackson, Re.	.176	62	227	23	40	64	9	0	5	23	0	3	2	34	3	85	0	1
Jackson, Ro.	.289	16	38	6	11	21	1	0	3	11	0	0	0	5	0	8	0	0
Lynn	.375	2	8	2	3	9	0	0	2	2	0	0	0	1	0	2	0	0
Narron	.250	1	4	0	1	1	0	0	0	2	0	0	0	0	0	0	0	0
Sconiers	.309	27	94	17	29	48	7	0	4	17	0	0	0	5	1	13	1	1
TOTALS	.257	162	635	84	163	247	21	0	21	82	2	5	3	76	9	138	2	6

1983 ANGELS PITCHING

PITCHER	W-L	ERA	G	GS	CG	SHO	SV	IP	H	R	ER	HR	HB	BB	IB	WP	BK	
Brown, C.	1-1	7.31	10	0	0	0	0	16	25	13	13	1	0	4	1	7	1	0
Brown, S.	2-3	3.52	12	4	2	1	0	46	45	19	18	4	0	16	1	23	0	0
Corbett	1-1	3.63	11	0	0	0	0	17.1	26	10	7	1	1	4	2	18	0	0
Curtis	1-2	3.80	37	3	0	0	5	90	89	44	38	5	2	40	11	36	8	0
Forsch	11-12	4.06	31	31	11	1	0	219.1	226	107	99	21	4	61	6	81	6	0
Goltz	0-6	6.22	15	6	0	0	0	63.2	81	48	44	10	1	37	2	27	1	1
Hassler	0-5	5.45	42	0	0	0	4	36.1	42	22	22	2	0	17	8	20	5	0
John	11-13	4.33	34	34	9	0	0	234.2	287	126	113	20	2	49	5	65	11	0
Kison	11-5	4.05	26	17	4	1	2	126.2	128	59	57	13	4	43	4	83	0	0
Lacey	1-2	5.19	8	0	0	0	0	8.2	12	5	5	1	0	0	0	7	0	0
McLaughlin	2-4	5.17	16	7	0	0	0	55.2	63	32	32	3	2	22	3	45	0	0
Sanchez	10-8	3.66	56	1	0	0	7	98.1	92	42	40	6	3	40	14	49	2	0
Steiner	3-2	4.82	19	5	0	0	0	61.2	77	40	33	3	3	18	4	25	1	0
Travers	0-3	5.91	10	7	0	0	0	42.2	58	32	28	4	2	19	1	24	4	0
Witt	7-14	4.91	43	19	2	0	5	154	173	90	84	14	6	75	7	77	8	0
Zahn	9-11	3.33	29	28	11	3	0	203	212	90	75	22	0	51	2	81	4	0
TOTALS	70-92	4.32	162	162	39	7	23	1474	1636	779	708	130	30	496	72	668	51	1
OPP.	92-70	3.93	162	162	35	11	37	1483.1	1467	722	648	154	31	509	—	835	35	5

WIN STREAK: 7, May 22-29

LOSING STREAK: 6, Sept. 8-14

CLUB HISTORY





YEAR BY YEAR STATISTICAL REVIEW

1984 ANGELS BATTING

PLAYER	AVG	G	AB	R	H	TB	2B	3B	HR	RBI	SH	SF	HP	BB	IBB	SO	SB	CS
Beniquez	.336	110	354	60	119	160	17	0	8	39	4	3	3	18	0	43	0	3
Boone	.202	139	450	33	91	118	16	1	3	32	6	5	0	25	1	45	3	3
Brown, M.	.284	62	148	19	42	77	8	3	7	22	2	0	0	13	1	23	0	2
Burleson	.000	7	4	2	0	0	0	0	0	0	1	0	0	0	0	2	0	0
Carew	.295	93	329	42	97	116	8	1	3	31	5	4	0	40	1	39	4	3
DeCinces	.269	146	547	77	147	236	23	3	20	82	0	12	0	53	4	79	4	1
Downing	.275	156	539	65	148	249	28	2	23	91	3	9	7	70	3	66	0	4
Grich	.256	116	363	60	93	164	15	1	18	58	6	4	2	57	3	70	2	5
Jackson, Re.	.223	143	525	67	117	213	17	2	25	81	1	0	3	55	7	141	8	4
Jackson, Ro.	.165	33	91	5	15	19	2	1	0	5	1	1	0	7	0	13	0	0
Lynn	.271	142	517	84	140	245	28	4	23	79	2	2	2	77	8	97	2	2
Miller	.171	17	41	5	7	7	0	0	0	1	0	0	0	4	0	9	0	0
Narron	.247	69	150	9	37	51	5	0	3	17	1	2	1	8	1	12	0	0
Pettis	.227	140	397	63	90	119	11	6	2	29	5	1	3	60	1	115	48	17
Picciole	.202	87	119	18	24	33	6	0	1	9	8	1	0	0	0	21	0	1
Schofield	.193	140	400	39	77	105	10	3	4	21	13	0	6	33	0	79	5	2
Sconiers	.244	57	160	14	39	55	4	0	4	17	0	0	0	13	2	17	1	2
Thomas	.138	14	29	3	4	6	0	1	0	2	1	0	0	3	0	4	0	0
Wilfong	.248	108	307	31	76	111	13	2	6	33	6	2	2	20	0	53	3	2
TOTALS	.249	162	5470	696	1363	2084	211	30	150	649	65	46	29	556	32	928	80	51
OPP.	.271	162	5631	697	1526	2273	256	31	143	655	48	54	27	474	59	754	71	50

1984 ANGELS DESIGNATED HITTERS

PLAYER	AVG	G	AB	R	H	TB	2B	3B	HR	RBI	SH	SF	HP	BB	IBB	SO	SB	CS
Brown, M.	.222	3	9	1	2	3	1	0	0	0	0	0	0	1	0	2	0	0
Carew	.500	1	4	0	2	2	0	0	0	0	0	0	0	1	0	0	0	0
DeCinces	.353	5	17	1	6	7	1	0	0	1	0	0	0	5	0	5	0	0
Downing	.222	21	72	8	16	32	4	0	4	15	1	1	0	7	0	9	0	0
Jackson, Re.	.225	134	507	66	114	208	15	2	25	80	1	0	3	55	6	136	8	4
Sconiers	.250	1	4	0	1	1	0	0	0	0	0	0	0	0	0	0	0	0
Wilfong	.000	1	0	0	0	0	0	0	0	0	0	0	0	0	0	0	0	0
TOTALS	.230	162	613	76	141	253	21	2	29	96	2	1	3	69	6	152	8	4

1984 ANGELS PITCHING

PITCHER	W-L	ERA	G	GS	CG	SHO	SV	IP	H	R	ER	HR	HB	BB	IB	SO	WP	BK
Aase	4-1	1.62	23	0	0	0	8	39	30	7	7	1	0	19	5	28	0	0
Brown, S.	0-1	9.00	3	3	0	0	0	11	16	13	11	0	0	9	1	5	1	0
Cliburn	0-0	13.50	1	0	0	0	0	2	3	3	3	0	0	1	1	1	0	0
Corbett	5-1	2.12	45	1	0	0	4	85	76	22	20	2	2	30	12	48	2	0
Curtis	1-2	4.40	17	0	0	0	0	28	30	16	14	4	0	11	1	18	3	0
Forsch	1-1	2.20	2	2	1	0	0	16	14	4	4	2	0	3	0	10	0	0
John	7-13	4.52	32	29	4	1	0	181.1	223	97	91	15	4	56	3	47	11	0
Kaufman	2-3	4.57	29	1	0	0	1	69	68	37	35	13	0	20	4	41	1	1
Kison	4-5	5.37	20	7	0	0	2	65.1	72	42	39	10	6	28	3	66	4	0
LaCorte	1-2	7.06	13	1	0	0	0	29.1	33	26	23	9	0	13	4	13	2	0
Romanick	12-12	3.76	33	33	8	2	0	229.2	240	107	96	23	4	61	3	87	3	0
Sanchez	9-7	3.33	49	0	0	0	11	83.2	84	34	31	10	3	33	9	62	1	1
Slaton	7-10	4.97	32	22	5	1	0	163.2	192	95	90	22	2	56	5	67	6	0
Smith	0-0	18.00	1	0	0	0	0	1	4	2	2	1	0	0	0	0	0	0
Steirer	0-1	16.88	1	1	0	0	0	2.2	6	5	5	0	0	2	1	2	0	0
Swan	0-1	10.80	2	1	0	0	0	5	8	6	6	3	0	0	0	2	0	0
Witt	15-11	3.47	34	34	9	2	0	246.2	227	103	95	17	5	84	3	196	7	1
Zahn	13-10	3.12	28	28	9	5	0	199.1	200	78	69	11	1	48	4	61	3	0
TOTALS	81-81	3.96	162	162	36	12	26	1458	1526	697	641	143	27	474	59	754	44	3
OPP.	81-81	3.78	162	162	31	12	27	1457.1	1363	696	612	150	29	556	—	928	48	12

WIN STREAK: 5, Apr. 17-22

LOSING STREAK: 7, Aug. 15-21



YEAR BY YEAR STATISTICAL REVIEW



1985 ANGELS BATTING

PLAYER	AVG	G	AB	R	H	TB	2B	3B	HR	RBI	SH	SF	HP	BB	IBB	SO	SB	CS
Beniquez	.304	132	411	54	125	172	13	5	8	42	9	1	5	34	3	48	4	3
Boone	.248	150	460	37	114	146	17	0	5	55	16	4	3	37	2	35	1	2
Brown	.268	60	153	23	41	64	9	1	4	20	3	0	1	7	0	21	0	1
Carew	.280	127	443	69	124	153	17	3	2	39	9	1	1	64	9	47	5	5
DeCinces	.244	120	427	50	104	188	22	1	20	78	5	7	2	47	11	71	1	4
Downing	.263	150	520	80	137	222	23	1	20	85	5	4	13	78	3	61	5	3
Gerber	.264	65	91	8	24	29	1	2	0	6	3	1	0	2	0	3	0	3
Grich	.242	144	479	74	116	178	17	3	13	53	8	0	3	81	3	77	3	5
Hendrick	.122	16	41	5	5	12	1	0	2	6	0	1	0	4	1	8	0	0
Howell	.197	43	137	19	27	46	4	0	5	18	4	1	0	16	2	33	1	1
Jackson	.252	143	460	64	116	224	27	0	27	85	0	2	1	78	12	138	1	2
Jones	.231	125	389	66	90	174	17	2	21	67	8	2	0	57	2	82	7	4
Keedy	.500	3	4	1	2	6	1	0	1	1	0	0	0	0	0	0	0	1
Linares	.258	18	43	7	11	22	2	0	3	11	0	1	0	2	0	5	2	0
Miller	.375	51	48	8	18	28	2	1	2	7	0	0	1	1	0	10	0	1
Narron	.220	67	132	12	29	48	4	0	5	14	0	0	0	11	2	17	0	0
Pettis	.257	125	443	67	114	143	10	8	1	32	9	2	0	62	0	125	56	9
Polidor	1.000	2	1	1	1	1	0	0	0	0	0	0	0	0	0	0	0	0
Schofield	.219	147	438	50	96	145	19	3	8	41	12	3	8	35	0	70	11	4
Sconiers	.286	44	98	14	28	42	6	1	2	12	0	3	0	15	0	18	2	1
White	.143	21	7	7	1	1	0	0	0	0	0	1	1	0	3	3	1	1
Wilfong	.189	83	217	16	41	56	3	0	4	13	8	2	0	16	1	32	4	1
TOTALS	.251	162	5442	732	1364	2100	215	31	153	685	99	35	39	648	51	902	106	51
OPP.	.263	162	5531	703	1453	2290	252	36	171	674	48	44	27	514	30	767	79	56

1985 ANGELS DESIGNATED HITTERS

PLAYER	AVG	G	AB	R	H	TB	2B	3B	HR	RBI	SH	SF	HP	BB	IBB	SO	SB	CS
Beniquez	.281	14	32	4	9	16	1	0	2	6	0	0	1	2	0	7	0	0
Brown	.100	7	10	1	1	1	0	0	0	0	0	0	1	1	0	3	0	0
DeCinces	.071	3	14	1	1	1	0	0	0	0	0	0	0	0	0	2	0	0
Downing	.217	25	83	12	18	30	3	0	3	15	0	1	2	13	0	9	1	0
Gerber	.000	1	0	1	0	0	0	0	0	0	0	0	0	0	0	0	0	0
Grich	.238	6	21	0	5	7	2	0	0	1	1	0	0	1	0	3	1	0
Hendrick	.000	1	3	0	0	0	0	0	0	0	0	0	0	0	0	1	0	0
Jackson	.196	52	168	25	33	65	8	0	8	26	0	2	1	35	9	65	0	2
Jones	.262	43	130	27	34	64	8	2	6	30	1	1	0	19	0	30	1	1
Linares	.250	14	40	6	10	21	2	0	3	10	0	1	0	1	0	4	1	0
Miller	.400	4	10	0	4	4	0	0	0	0	0	0	0	0	0	2	0	1
Narron	.182	7	22	1	4	8	1	0	1	1	0	0	0	1	1	2	0	0
Sconiers	.250	20	68	10	17	27	2	1	2	8	0	2	0	11	0	15	2	1
Wilfong	.000	2	4	0	0	0	0	0	0	0	0	0	0	0	0	0	0	0
TOTALS	.225	162	605	88	136	244	27	3	25	97	2	7	5	84	10	143	6	5

1985 ANGELS PITCHING

PITCHER	W-L	ERA	G	GS	CG	SHO	SV	IP	H	R	ER	HR	HB	BB	IB	SO	WP	BK
Candelaria	7-3	3.80	13	13	1	1	0	71	70	33	30	7	3	24	1	53	2	0
Clements	5-0	3.34	41	0	0	0	1	62	47	23	23	4	2	25	2	19	1	0
Cliburn	9-3	2.09	44	0	0	0	6	99	87	25	23	5	1	26	6	48	2	0
Corbett	3-3	4.89	30	0	0	0	0	46	49	33	25	7	1	20	3	24	0	0
Fowlkes	0-0	9.00	2	0	0	0	0	7	8	7	7	4	0	4	0	5	1	0
Holland	0-1	1.48	15	0	0	0	0	24.1	17	4	4	0	0	10	1	14	1	0
John	2-4	4.70	12	6	0	0	0	38.1	51	22	20	3	1	15	1	17	5	0
Kipper	0-1	21.60	2	1	0	0	0	3.1	7	8	8	1	0	3	0	0	0	0
Lugo	3-4	3.69	20	10	1	0	0	83	86	36	34	10	4	29	1	42	2	0
Mack	0-1	15.43	1	1	0	0	0	2.1	8	4	4	0	0	0	0	0	0	0
McCaskill	12-12	4.70	30	29	6	1	0	189.2	189	105	99	23	4	64	1	102	5	0
8-8	1.92	65	0	0	0	31	103	91	28	22	9	0	21	3	72	2	0	
Romanick	14-9	4.11	31	31	6	1	0	195	210	101	89	29	4	62	1	64	2	3
Sanchez	2-0	5.72	26	0	0	0	2	61.1	67	41	39	9	1	27	3	34	2	0
Slaton	6-10	4.37	29	24	1	0	1	148.1	162	82	72	22	2	63	1	60	8	0
Smith	0-0	7.20	4	0	0	0	0	5	5	4	4	1	0	1	0	3	0	0
Sutton	2-2	3.69	5	5	0	0	0	31.2	27	13	13	6	0	8	0	16	0	0
Witt	15-9	3.56	35	35	6	1	0	250	228	115	99	22	4	98	6	180	11	1
Zahn	2-2	4.38	7	7	1	1	0	37	44	19	18	5	0	14	0	14	1	0
TOTALS	90-72	3.91	162	162	22	8	41	1457.1	1453	703	633	171	27	514	30	767	45	4
OPP.	72-90	4.04	162	162	25	10	34	1455.1	1364	732	653	153	39	648	—	902	28	13

WIN STREAK: 6, Apr. 25-30

LOSING STREAK: 5, July 25-30





YEAR BY YEAR STATISTICAL REVIEW

1986 ANGELS BATTING

PLAYER	AVG	G	AB	R	H	TB	2B	3B	HR	RBI	SH	SF	HP	BB	IBB	SO	SB	CS
Boone	.222	144	442	48	98	135	12	2	7	49	12	6	0	43	1	30	1	0
Burleson	.284	93	271	35	77	106	14	0	5	29	6	1	1	33	1	32	1	3
DeCinces	.256	140	512	69	131	235	20	3	26	96	2	4	2	52	4	74	2	2
Downing	.267	152	513	90	137	232	27	4	20	95	3	8	17	90	2	84	4	4
Grich	.268	98	313	42	84	129	18	0	9	30	10	1	3	39	1	54	1	3
Hendrick	.272	102	283	45	77	134	13	1	14	47	4	3	1	26	5	41	1	1
Howell	.272	63	151	26	41	71	14	2	4	21	3	2	0	19	0	28	2	0
Jackson	.241	132	419	65	101	171	12	2	18	58	0	3	3	92	11	115	1	1
Jones	.229	126	393	73	90	168	21	3	17	49	7	3	3	64	5	87	10	3
Joyner	.290	154	593	82	172	271	27	3	22	100	10	12	2	57	8	58	5	2
McLemore	.000	5	4	0	0	0	0	0	0	0	1	0	0	1	0	2	0	1
Miller	.228	33	57	6	13	17	2	1	0	4	0	1	0	4	0	8	0	0
Narron	.221	57	95	5	21	29	3	1	1	8	1	1	1	9	0	14	0	0
Pettis	.258	154	539	93	139	185	23	4	5	58	15	5	0	69	2	132	50	13
Polidor	.263	6	19	1	5	6	1	0	0	1	0	0	0	1	0	0	0	0
Ryal	.375	13	32	6	12	18	0	0	2	5	0	0	0	2	1	4	1	0
Schofield	.249	139	458	67	114	182	17	6	13	57	9	9	5	48	2	55	23	5
White	.235	29	51	8	12	18	1	1	1	3	0	0	0	6	0	8	6	0
Wilfong	.219	92	288	25	63	89	11	3	3	33	8	2	2	16	2	34	1	4
TOTALS	.255	162	5433	786	1387	2196	236	36	167	743	91	61	40	671	45	860	109	42
OPP.	.248	162	5476	684	1356	2107	228	32	153	652	41	44	27	478	19	955	61	55

1986 ANGELS DESIGNATED HITTERS

PLAYER	AVG	G	AB	R	H	TB	2B	3B	HR	RBI	SH	SF	HP	BB	IBB	SO	SB	CS
Burleson	.275	38	131	18	36	49	4	0	3	12	1	0	0	10	0	18	0	2
DeCinces	.250	3	12	2	3	5	2	0	0	0	0	0	0	0	0	2	0	0
Downing	.243	10	37	6	9	20	3	1	2	5	0	1	1	6	0	8	0	0
Hendrick	.250	4	8	1	2	2	0	0	0	1	0	0	0	1	0	1	0	0
Howell	.000	2	3	1	0	0	0	0	0	0	0	0	0	1	0	0	0	0
Jackson	.236	121	403	63	95	164	11	2	18	54	0	3	3	89	11	113	1	1
Miller	.667	2	3	1	2	3	1	0	0	0	0	0	0	1	0	0	0	0
Narron	.667	2	3	0	2	2	0	0	0	2	0	1	0	1	0	0	0	0
Pettis	.000	1	0	1	0	0	0	0	0	0	0	0	0	0	0	0	0	0
Ryal	.500	2	2	1	1	4	0	0	1	2	0	0	0	0	0	0	0	0
TOTALS	.249	162	602	94	150	249	21	3	24	76	1	5	4	109	11	142	1	3

1986 ANGELS PITCHING

PITCHER	W-L	ERA	G	GS	CG	SHO	SV	IP	H	R	ER	HR	HB	BB	IB	SO	WP	BK
Bryden	2-1	6.55	16	0	0	0	0	34.1	38	25	25	4	2	21	0	25	2	0
Candelaria	10-2	2.55	16	16	1	1	0	91.2	68	30	26	4	3	26	2	81	2	1
Chadwick	0-5	7.24	7	7	0	0	0	27.1	39	26	22	5	1	15	0	9	1	0
Cook	0-2	9.00	5	1	0	0	0	9	13	12	9	3	0	7	1	6	0	0
Corbett	4-2	3.66	46	0	0	0	10	78.2	66	36	32	11	1	22	2	36	2	0
Finley	3-1	3.30	25	0	0	0	0	46.1	40	17	17	2	1	23	1	37	2	0
Fischer	0-0	4.24	9	0	0	0	0	17	18	8	8	4	0	8	2	7	0	1
Forsch	0-1	9.53	10	0	0	0	1	17	24	21	18	4	2	10	0	13	0	0
Forster	4-1	3.51	41	0	0	0	5	41	47	18	16	2	3	17	1	28	0	0
Fraser	0-0	8.31	1	1	0	0	0	4	6	4	4	0	0	1	0	2	0	0
Lucas	4-1	3.15	27	0	0	0	2	45.2	45	19	16	1	0	6	0	31	5	0
Lugo	1-1	3.80	6	3	0	0	0	21.1	21	9	9	4	0	6	0	9	0	0
McCaskill	17-10	3.36	34	33	10	2	0	246.1	207	98	92	19	5	92	1	202	10	2
Moore	4-5	2.97	49	0	0	0	21	72.2	60	28	24	10	0	22	4	53	4	1
Romanick	5-8	5.50	18	18	1	1	0	106.1	124	68	65	13	0	44	0	38	4	0
Ruhle	1-3	4.15	16	3	0	0	1	47.2	46	25	22	5	1	7	0	23	1	0
Slaton	4-6	5.65	14	12	0	0	0	73.1	84	52	46	9	2	29	4	31	1	0
Sutton	15-11	3.74	34	34	3	1	0	207	192	93	86	31	3	49	2	116	4	1
Witt	18-10	2.84	34	34	14	3	0	269	218	95	85	22	3	73	2	208	6	0
TOTALS	92-70	3.84	408	162	29	12	40	1456	1356	684	621	153	27	478	19	955	44	6
OPP.	70-92	4.38	162	162	27	10	30	1443	1387	786	702	167	40	671	—	860	48	11

WIN STREAK: 7, Aug. 24-31

LOSING STREAK: 5, May 21-25

CLUB HISTORY



YEAR BY YEAR STATISTICAL REVIEW



1987 ANGELS BATTING

PLAYER	AVG	G	AB	R	H	TB	2B	3B	HR	RBI	SH	SF	HP	BB	IBB	SO	SB	CS
Armas	.198	28	81	8	16	30	3	1	3	9	1	1	0	1	0	11	1	0
Boone	.242	128	389	42	94	121	18	0	3	33	14	3	1	35	0	36	0	2
Buckner	.306	57	183	16	56	79	12	1	3	32	1	1	0	9	1	7	1	0
DeCinces	.234	133	453	65	106	177	23	0	16	63	2	3	2	70	6	87	3	4
Downing	.272	155	567	110	154	276	29	3	29	77	2	3	17	106	6	85	5	5
Eppard	.333	8	9	2	3	3	0	0	0	0	0	0	0	2	0	0	0	0
Fimpe	.200	13	10	1	2	2	0	0	0	1	0	0	0	1	0	2	0	0
Hendrick	.241	65	162	14	39	64	10	0	5	25	0	0	0	14	1	18	0	0
Howell	.245	138	449	64	110	207	18	5	23	64	1	2	2	57	4	118	4	3
Jones	.245	85	192	25	47	83	8	2	8	28	1	0	0	20	2	38	2	1
Joyner	.285	149	564	100	161	298	33	1	34	117	2	10	5	72	12	64	8	2
McLemore	.236	138	433	61	102	130	13	3	3	41	15	3	0	48	0	72	25	8
Miller	.241	53	108	14	26	43	5	0	4	16	2	3	2	9	0	13	1	0
Pettis	.208	133	394	49	82	102	13	2	1	17	1	0	1	52	0	124	24	5
Polidor	.263	63	137	12	36	45	3	0	2	15	0	1	1	2	0	15	0	0
Ray	.346	30	127	16	44	55	11	0	0	15	1	1	0	3	0	10	0	0
Ryal	.200	58	100	7	20	41	6	0	5	18	1	0	0	3	1	15	0	0
Schofield	.251	134	479	52	120	170	17	3	9	46	10	3	2	37	0	63	19	3
White	.263	159	639	103	168	283	33	5	24	87	14	2	2	39	2	135	32	11
Wilson	.500	7	2	5	1	1	0	0	0	1	0	0	0	1	0	0	0	0
Wynegar	.207	31	92	4	19	21	2	0	0	5	1	0	0	9	0	13	0	0
TOTALS	.252	162	5570	770	1406	2231	257	26	172	709	70	36	35	590	35	926	125	44
OPP.	.264	162	5600	803	1481	2408	243	24	212	755	50	34	32	504	30	941	72	58

1987 ANGELS DESIGNATED HITTERS

PLAYER	AVG	G	AB	R	H	TB	2B	3B	HR	RBI	SH	SF	HP	BB	IBB	SO	SB	CS
Boone	1.000	1	1	0	1	1	0	0	0	0	0	0	0	0	0	0	0	0
Buckner	.275	39	149	14	41	60	10	0	3	23	1	1	0	9	1	5	1	0
DeCinces	.000	1	1	0	0	0	0	0	0	0	0	0	0	0	0	1	0	0
Downing	.273	118	444	85	121	221	22	3	24	63	2	2	12	84	4	63	2	4
Hendrick	.000	5	4	0	0	0	0	0	0	0	0	0	0	0	0	0	0	0
Jones	.667	3	3	0	2	2	0	0	0	0	0	0	0	2	0	0	0	0
McLemore	.000	3	1	1	0	0	0	0	0	0	0	0	0	0	1	0	1	0
Miller	—	1	—	1	0	0	0	0	0	0	0	0	0	0	0	0	0	0
Ray	.500	1	4	1	2	2	0	0	0	0	0	0	0	0	0	0	0	0
Ryal	.235	5	17	2	4	8	1	0	1	2	0	0	0	0	3	0	0	0
Schofield	.750	1	4	0	3	5	2	0	0	1	0	0	0	0	1	0	0	0
Wilson	1.000	2	1	2	1	1	0	0	0	0	0	0	0	0	0	0	0	0
Wynegar	.000	1	1	0	0	0	0	0	0	0	0	0	0	0	0	0	0	0
TOTALS	.278	162	630	106	175	300	35	3	28	89	3	3	12	95	5	74	3	5

1987 ANGELS PITCHING

PITCHER	W-L	ERA	G	GS	CG	SHO	SV	IP	H	R	ER	HR	HB	BB	IB	SO	WP	BK
Buice	6-7	3.39	57	0	0	0	17	114	87	45	43	12	2	40	3	109	3	0
Candelaria	8-6	4.71	20	20	0	0	0	116.2	127	70	61	17	1	20	0	74	0	0
Cook	1-2	5.50	16	1	0	0	0	34.1	34	21	21	7	0	18	0	27	3	1
Finley	2-7	4.67	35	3	0	0	0	90.2	102	54	47	7	3	43	3	63	4	3
Fraser	10-10	3.92	36	23	5	1	1	176.2	160	85	77	26	6	63	3	106	12	1
Garcia	0-0	16.20	1	0	0	0	0	1.2	3	4	3	0	0	3	0	0	1	0
Harvey	0-0	0.00	3	0	0	0	0	5	6	0	0	0	0	2	0	3	3	0
Lazorko	5-6	4.59	26	11	2	0	0	117.2	108	68	60	20	2	44	5	55	3	1
Lucas	1-5	3.63	48	0	0	0	3	74.1	66	41	30	7	2	35	5	44	3	1
Lugo	0-2	9.32	7	5	0	0	0	28	42	34	29	8	0	18	0	24	3	0
McCaskill	4-6	5.67	14	13	1	1	0	74.2	84	52	47	14	2	34	0	56	1	0
Minton	5-4	3.08	41	0	0	0	10	76	71	28	26	4	1	29	4	35	2	0
Moore	2-2	2.70	14	0	0	0	5	26.2	28	12	8	2	0	13	2	17	0	0
Reuss	4-5	5.25	17	16	1	1	0	82.1	112	60	48	16	2	17	1	37	3	0
Sutton	11-11	4.70	35	34	1	0	0	191.2	199	101	100	38	7	41	0	99	7	0
Witt	16-14	4.01	36	36	10	0	0	247	252	128	110	34	4	84	4	192	6	0
TOTALS	75-87	4.38	162	162	20	7	36	1457.1	1481	803	709	212	32	504	30	941	54	7
OPP.	87-75	4.19	162	162	25	11	36	1462	1406	770	681	172	35	590	35	926	58	15

WIN STREAK: 8, June 21-29

LOSING STREAK: 9, May 22-31

CLUB HISTORY



YEAR BY YEAR STATISTICAL REVIEW

1988 ANGELS BATTING

PLAYER	AVG	G	AB	R	H	TB	2B	3B	HR	RBI	SH	SF	HP	BB	IBB	SO	SB	CS
Armas	.272	120	368	42	100	163	20	2	13	49	1	2	0	22	0	87	1	3
Bichette	.261	21	46	1	12	14	2	0	0	8	0	4	0	0	0	7	0	0
Boone	.295	122	352	38	104	136	17	0	5	39	9	0	2	29	2	26	2	2
Bosley	.280	35	75	9	21	26	5	0	0	7	1	3	0	6	0	12	1	1
Brown	.220	18	50	4	11	13	2	0	0	3	1	0	0	1	0	12	0	0
Buckner	.209	19	43	1	9	9	0	0	0	9	0	1	0	4	0	0	2	0
Davis, C.	.268	158	600	81	161	259	29	3	21	93	1	10	0	56	14	118	9	10
Davis, D.	.000	6	12	1	0	0	0	0	0	0	0	0	1	0	0	3	0	0
Dorsett	.091	7	11	0	1	1	0	0	0	2	0	0	0	1	0	5	0	0
Downing	.242	135	484	80	117	214	18	2	25	64	5	6	14	81	5	63	3	4
Eppard	.283	56	113	7	32	37	3	1	0	14	2	0	0	11	0	15	0	0
Hendrick	.244	69	127	12	31	41	1	0	3	19	1	3	1	7	1	20	0	1
Howell	.254	154	500	59	127	211	32	2	16	63	4	2	6	46	8	130	2	6
Joyner	.295	158	597	81	176	250	31	2	13	85	0	6	5	55	14	51	8	2
McLemore	.240	77	233	38	56	77	11	2	2	16	5	2	0	25	0	28	13	7
Miller	.221	70	140	21	31	43	4	1	2	7	3	0	5	9	0	29	2	1
Noboa	.063	21	16	4	1	1	0	0	0	0	0	0	0	0	0	1	0	0
Polidor	.148	54	81	4	12	15	3	0	0	4	3	0	0	3	0	11	0	0
Ramos	.133	10	15	3	2	2	0	0	0	0	0	0	0	0	0	0	0	0
Ray	.306	153	602	75	184	258	42	7	6	83	9	8	4	36	2	38	4	1
Redfield	.000	1	2	0	0	0	0	0	0	0	0	0	0	0	0	0	0	0
Schofield	.239	155	527	61	126	167	11	6	6	34	11	2	9	40	0	57	20	5
Walker	.154	33	78	8	12	13	1	0	0	2	2	0	0	6	0	15	2	1
White	.259	122	455	76	118	177	22	2	11	51	5	1	2	23	1	84	17	8
Wynegar	.255	27	55	8	14	23	4	1	1	8	0	2	0	8	1	7	0	0
TOTALS	.261	162	5582	714	1458	2150	258	31	124	660	63	52	49	469	48	819	86	52
OPP.	.270	162	5568	771	1503	2235	253	37	135	711	52	67	42	568	67	817	98	64

1988 ANGELS DESIGNATED HITTERS

PLAYER	AVG	G	AB	R	H	TB	2B	3B	HR	RBI	SH	SF	HP	BB	IBB	SO	SB	CS
Armas	.091	5	11	1	1	4	0	0	1	1	0	0	0	2	0	2	0	0
Bosley	.250	2	4	1	1	1	0	0	0	0	0	0	0	1	0	1	0	0
Buckner	.184	11	38	1	7	7	0	0	0	3	0	0	0	2	0	0	2	0
Davis, C.	.154	3	13	2	2	5	0	0	1	2	0	0	0	0	0	4	0	0
Downing	.241	132	481	80	116	213	18	2	25	64	5	6	14	81	5	63	3	4
Eppard	.310	10	29	3	9	9	0	0	0	4	1	0	0	2	0	4	0	0
Hendrick	.143	3	7	1	1	1	0	0	0	1	0	0	0	1	1	2	0	0
McLemore	.000	1	1	1	0	0	0	0	0	0	0	0	0	0	0	0	0	0
Miller	.000	1	1	0	0	0	0	0	0	0	0	0	0	0	0	0	0	0
Polidor	.000	1	0	0	0	0	0	0	0	0	0	0	0	0	0	0	0	0
Ray	.304	6	23	1	7	9	2	0	0	5	0	0	0	2	0	2	0	0
TOTALS	.237	162	608	91	144	249	20	2	27	80	6	6	14	91	6	78	5	4

1988 ANGELS PITCHING

PITCHER	W-L	ERA	G	GS	CG	SHO	SV	IP	H	R	ER	HR	HB	BB	IB	SO	WP	BK
Buice	2-4	5.88	32	0	0	0	3	41.1	45	29	27	5	0	19	3	38	3	2
Clark	6-6	5.07	15	15	2	1	0	94	120	54	53	8	0	31	6	39	5	2
Cliburn	4-2	4.07	40	1	0	0	0	84	83	45	38	11	6	32	6	42	1	4
Cook	0-1	4.91	3	0	0	0	0	3.2	4	2	2	0	0	1	0	2	1	0
Corbett	2-1	4.14	34	0	0	0	1	45.2	47	23	21	2	0	23	3	28	2	0
DiMichele	0-0	9.64	4	0	0	0	0	4.2	5	5	5	2	0	2	0	1	0	1
Finley	9-15	4.17	31	31	2	0	0	194.1	191	95	90	15	6	82	7	111	5	8
Fraser	12-13	5.41	34	32	2	0	0	194.2	203	129	117	33	9	80	7	86	12	6
Harvey	7-5	2.13	50	0	0	0	17	76	59	22	18	4	1	20	6	67	4	1
Krawczyk	0-1	4.81	14	1	0	0	1	24.1	29	13	13	2	2	8	1	17	2	0
Lazorko	0-1	3.35	10	3	0	0	0	37.2	37	15	14	5	1	16	0	19	0	1
Lovelace	0-0	13.50	3	0	0	0	0	1.1	2	2	2	1	0	3	0	0	0	0
Lugo	0-0	9.00	1	0	0	0	0	2	2	2	2	1	0	1	0	1	0	0
McCaskill	8-6	4.31	23	23	4	2	0	146.1	155	78	70	9	1	61	3	98	13	2
Minton	4-5	2.85	44	0	0	0	7	79	67	37	25	1	3	34	10	46	4	1
Monteleone	0-0	0.00	3	0	0	0	0	4.1	4	0	0	0	1	1	1	3	0	1
Moore	5-2	4.91	27	0	0	0	4	33	48	20	18	4	0	8	2	22	2	4
Petry	3-9	4.38	22	22	4	1	0	139.2	139	70	68	18	6	59	5	64	5	2
Witt	13-16	4.15	34	34	12	2	0	249.2	263	130	115	14	5	87	7	133	9	2
TOTALS	75-87	4.32	162	162	26	9	33	1455.2	1503	771	698	135	42	568	67	817	68	37
OPP.	87-75	3.89	162	162	26	7	48	1460.2	1458	714	632	124	49	469	48	819	35	43

WIN STREAK: 7, July 6-15 & July 27-Aug. 2

LOSING STREAK: 12, Sept. 19-Oct. 2



YEAR BY YEAR STATISTICAL REVIEW



1989 ANGELS BATTING

PLAYER	AVG	G	AB	R	H	TB	2B	3B	HR	RBI	SH	SF	HP	BB	IBB	SO	SB	CS
Anderson	.229	86	223	27	51	59	6	1	0	17	6	1	1	17	0	42	1	2
Armas	.257	60	202	22	52	94	7	1	11	30	0	2	0	7	2	48	0	0
Bichette	.210	48	138	13	29	45	7	0	3	15	0	2	0	6	0	24	3	0
Brady	.500	2	2	0	1	2	1	0	0	1	0	0	0	0	0	1	0	0
Davis	.271	154	560	81	152	244	24	1	22	90	3	6	0	61	12	109	3	0
DiSarcina	.000	2	0	0	0	0	0	0	0	0	0	0	0	0	0	0	0	0
Downing	.283	142	544	59	154	225	25	2	14	59	0	4	6	56	3	87	0	2
Eppard	.250	12	12	0	3	3	0	0	0	2	0	0	0	1	0	4	0	0
Hoffman	.212	48	104	9	22	28	3	0	1	3	4	0	1	3	0	13	0	2
Howell	.228	144	474	56	108	195	19	4	20	52	3	1	3	52	9	125	0	3
Joyner	.282	159	593	78	167	249	30	2	16	79	1	8	6	46	7	58	3	2
McLemore	.243	32	103	12	25	30	3	1	0	14	3	1	1	7	0	19	6	1
Orton	.179	16	39	4	7	8	1	0	0	4	1	0	0	2	0	17	0	0
Parrish	.238	124	433	48	103	168	12	1	17	50	1	4	2	42	6	104	1	1
Ray	.289	134	530	52	153	190	16	3	5	62	4	12	0	36	3	30	6	3
Rose	.211	14	38	4	8	16	1	2	1	3	1	0	1	2	0	10	0	0
Schofield	.228	91	302	42	69	96	11	2	4	26	11	2	3	28	0	47	9	3
Schroeder	.203	41	138	16	28	48	2	0	6	15	3	0	0	3	0	44	0	0
Tingley	.333	4	3	0	1	1	0	0	0	0	0	0	0	1	0	0	0	0
Venable	.358	20	53	7	19	23	4	0	0	4	3	0	0	1	0	16	0	0
Washington	.273	110	418	53	114	179	18	4	13	42	3	1	2	27	3	84	13	5
White	.245	156	636	86	156	236	18	13	12	56	7	2	2	31	3	129	44	16
TOTALS	.256	162	5545	669	1422	2139	208	37	145	624	54	46	28	429	48	1011	89	40
OPP.	.253	162	5470	578	1384	1968	201	22	113	551	54	50	29	465	19	897	111	42

1989 ANGELS DESIGNATED HITTERS

PLAYER	AVG	G	AB	R	H	TB	2B	3B	HR	RBI	SH	SF	HP	BB	IBB	SO	SB	CS
Anderson	.333	1	3	0	1	1	0	0	0	1	1	0	0	0	0	0	0	0
Armas	.278	6	18	4	5	13	2	0	2	4	0	1	0	1	1	4	0	0
Davis	.227	6	22	1	5	8	3	0	0	2	0	0	0	2	0	7	0	0
Downing	.284	141	543	59	154	225	25	2	14	59	0	4	6	56	3	87	0	2
Hoffman	.000	1	4	0	0	0	0	0	0	0	0	0	0	0	0	0	0	0
Parrish	.250	2	8	0	2	4	2	0	0	2	0	0	0	0	0	1	0	0
Washington	.214	7	28	2	6	8	0	1	0	3	0	0	0	2	0	5	0	0
White	.000	1	0	1	0	0	0	0	0	0	0	0	0	0	0	0	0	0
TOTALS	.277	162	629	67	174	260	32	3	16	72	1	5	6	61	4	105	0	2

1989 ANGELS PITCHING

PITCHER	W-L	ERA	G	GS	CG	SHO	SV	IP	H	R	ER	HR	HB	BB	IB	SO	WP	BK
Abbott	12-12	3.92	29	29	4	2	0	181.1	190	95	79	13	4	74	3	115	8	2
Blyleven	17-5	2.73	33	33	8	5	0	241	225	76	73	14	8	44	2	131	2	0
Clark	0-2	4.91	4	2	0	0	0	11	13	8	6	0	0	3	0	7	2	1
Corbett	0-0	3.38	4	0	0	0	0	5.1	3	2	2	1	0	1	0	3	0	0
Fetters	0-0	8.10	1	0	0	0	0	3.1	5	4	3	1	0	1	0	4	2	0
Finley	16-9	2.57	29	29	9	1	0	199.2	171	64	57	13	2	82	0	156	4	2
Fraser	4-7	3.24	44	0	0	0	2	91.2	80	33	33	6	5	23	4	46	5	0
Harvey	3-3	3.44	51	0	0	0	25	55	36	21	21	6	0	41	1	78	5	0
McCaskill	15-10	2.93	32	32	6	4	0	212	202	73	69	16	3	59	1	107	7	2
McClure	6-1	1.55	48	0	0	0	3	52.1	39	14	9	2	1	15	1	36	2	2
Minton	4-3	2.20	62	0	0	0	8	90	76	22	22	4	2	37	4	42	3	0
Monteleone	2-2	3.18	24	0	0	0	0	39.2	39	15	14	3	1	13	1	27	2	0
Petry	3-2	5.47	19	4	0	0	0	51	53	32	31	8	1	23	0	21	2	0
Witt	9-15	4.54	33	33	5	0	0	220	252	119	111	26	2	48	1	123	7	0
TOTALS	91-71	3.28	162	162	32	20	38	1454.1	1384	578	530	113	29	465	19	897	51	9
OPP.	71-91	3.67	162	162	32	9	35	1447.2	1422	669	591	145	28	429	48	1011	47	11

WIN STREAK: 7, July 18-25

LOSING STREAK: 7, June 7-14

CLUB HISTORY



YEAR BY YEAR STATISTICAL REVIEW

1990 ANGELS BATTING

PLAYER	AVG	G	AB	R	H	TB	2B	3B	HR	RBI	SH	SF	HP	BB	IBB	SO	SB	CS
Anderson	.229	86	223	27	51	59	6	1	0	17	6	1	1	17	0	42	1	2
Bichette	.255	109	349	40	89	151	15	1	15	53	1	2	3	16	1	79	5	2
Coachman	.311	16	45	3	14	17	3	0	0	5	1	0	2	1	0	7	0	1
Davis	.265	113	412	58	109	164	17	1	12	58	0	3	0	61	4	89	1	2
DiSarcina	.140	18	57	8	8	11	1	1	0	0	1	0	0	3	0	10	1	0
Downing	.273	96	330	47	90	154	18	2	14	51	0	4	6	50	2	45	0	0
Hill	.264	103	352	36	93	124	18	2	3	32	6	4	1	29	1	27	1	2
Howell	.228	105	316	35	72	117	19	1	8	33	1	2	1	46	5	61	3	0
Joyner	.268	83	310	35	83	122	15	0	8	41	1	5	1	41	4	34	2	1
McLemore	.146	20	48	4	7	9	2	0	0	2	1	0	0	4	0	9	1	0
Orton	.190	31	84	8	16	24	5	0	1	6	2	0	1	5	0	31	0	1
Parrish	.268	133	470	54	126	212	14	0	24	70	0	2	5	46	4	107	2	2
Polonia	.336	109	381	50	128	159	7	9	2	32	3	3	1	25	1	42	20	14
Ray	.277	105	404	47	112	150	23	0	5	43	3	3	0	19	2	44	2	3
Rose	.385	7	13	5	5	8	0	0	1	2	1	0	0	2	0	1	0	0
Schofield	.255	99	310	41	79	92	8	1	1	18	13	2	2	52	3	61	3	4
Schroeder	.224	18	58	7	13	28	3	0	4	9	0	0	0	1	0	10	0	0
Schu	.268	61	157	19	42	68	8	0	6	14	0	1	0	11	0	25	0	0
Stevens	.214	67	248	28	53	84	10	0	7	32	2	3	0	22	3	75	1	1
Tingley	.000	5	3	0	0	0	0	0	0	0	0	0	0	1	0	0	0	0
Venable	.259	93	189	26	49	76	9	3	4	21	7	2	0	24	2	31	5	1
Washington	.176	12	34	3	6	10	1	0	1	3	0	0	0	2	0	8	1	0
White	.217	125	443	57	96	152	17	3	11	44	10	3	3	44	5	116	21	6
Winfield	.275	112	414	63	114	193	18	2	19	72	1	6	1	48	3	68	0	15
TOTALS	.260	162	5570	690	1448	2180	237	27	147	646	58	45	28	566	41	1000	69	43
OPP.	.267	162	5548	706	1482	2103	235	34	106	660	47	46	38	544	25	944	91	69

1990 ANGELS DESIGNATED HITTERS

PLAYER	AVG	G	AB	R	H	TB	2B	3B	HR	RBI	SH	SF	HP	BB	IBB	SO	SB	CS
Coachman	.000	2	5	0	0	0	0	0	0	0	0	0	0	0	0	1	0	0
Davis	.284	60	225	35	64	97	13	1	6	30	0	2	0	34	3	43	0	2
Downing	.280	87	322	47	90	154	18	2	14	51	0	4	6	49	2	44	0	0
Hill	.000	1	1	0	0	0	0	0	0	0	0	0	0	0	0	0	0	0
Parrish	.500	1	4	1	2	4	1	0	0	1	0	0	0	0	0	0	0	0
Polonia	.333	11	45	3	15	16	1	0	0	3	0	0	0	1	0	5	2	3
Ray	.250	1	4	0	1	1	0	0	0	0	0	0	0	0	0	0	0	0
Winfield	.364	3	11	3	4	8	1	0	1	2	0	0	0	4	0	3	0	0
TOTALS	.285	162	617	89	176	280	35	3	21	87	0	7	6	88	5	96	2	5

1990 ANGELS PITCHING

PITCHER	W-L	ERA	G	GS	CG	SHO	SV	IP	H	R	ER	HR	HB	BB	IB	SO	WP	BK
Abbott	10-14	4.51	33	33	4	1	0	211.2	246	116	106	16	5	72	6	105	4	3
Bailes	2-0	6.37	27	0	0	0	0	35.1	46	30	25	8	1	20	0	16	0	0
Blyleven	8-7	5.24	23	23	2	0	0	134	163	85	78	15	7	25	0	69	6	0
Clear	0-0	5.87	4	0	0	0	0	7.2	5	7	5	0	2	9	0	6	1	0
Corbett	0-0	9.00	4	0	0	0	0	5	8	5	5	0	0	3	0	2	0	0
Eichhorn	2-5	3.08	60	0	0	0	13	84.2	98	36	29	2	6	23	0	69	2	0
Fetters	1-1	4.12	26	2	0	0	1	67.2	77	33	31	9	2	20	0	35	3	0
Finley	18-9	2.40	32	32	7	2	0	236	210	77	63	17	2	81	3	177	9	0
Fraser	5-4	3.08	45	0	0	0	2	76	69	29	26	4	0	24	3	32	1	0
Grähe	3-4	4.98	8	8	0	0	0	43.1	51	30	24	3	3	23	1	25	1	0
Harvey	4-4	3.22	54	0	0	0	25	64.1	45	24	23	4	0	35	6	82	7	1
Hill	0-0	0.00	1	0	0	0	0	1	0	0	0	0	0	1	0	1	0	0
Langston	10-17	4.40	33	33	5	1	0	223	215	120	109	13	5	104	1	195	8	0
Lewis	1-1	2.20	2	2	1	0	0	16.1	10	4	4	2	0	2	0	9	0	0
McCaskill	12-11	3.25	29	29	2	1	0	174.1	161	77	63	9	2	72	1	78	6	1
McClure	2-0	6.43	11	0	0	0	0	7	7	6	5	0	0	3	0	6	0	1
Minton	1-1	2.35	11	0	0	0	0	15.1	11	4	4	1	1	7	1	4	0	0
Richardson	0-0	0.00	1	0	0	0	0	.1	1	0	0	0	0	0	0	0	0	0
Witt	0-3	1.77	10	0	0	0	1	20.1	19	9	4	1	1	13	2	14	1	0
Young	1-1	3.52	17	0	0	0	0	30.2	40	14	12	2	1	7	1	19	1	0
TOTALS	80-82	3.79	162	162	21	13	42	1454	1482	706	613	106	8	544	25	944	50	6
OPP.	82-80	3.72	162	162	12	6	55	1458.1	1448	690	602	147	28	566	41	1000	41	5

WIN STREAK: 7, May 21-27

LOSING STREAK: 5, May 3-7

CLUB HISTORY



YEAR BY YEAR STATISTICAL REVIEW



1991 ANGELS BATTING

PLAYER	AVG	G	AB	R	H	TB	2B	3B	HR	RBI	SH	SF	HP	BB	IBB	SO	SB	CS
Abner	.228	41	101	12	23	37	6	1	2	9	0	0	0	4	0	18	1	2
Amaro	.217	10	23	0	5	6	1	0	0	2	0	0	0	3	1	3	0	0
Cron	.133	6	15	0	2	2	0	0	0	0	0	0	0	2	0	5	0	0
Davis	.000	3	2	0	0	0	0	0	0	0	0	0	0	0	0	0	0	0
DiSarcina	.211	18	57	5	12	14	2	0	0	3	2	0	2	3	0	4	0	0
Felix	.283	66	230	32	65	85	10	2	2	26	0	2	3	11	0	55	7	5
Flora	.125	3	8	1	1	1	0	0	0	1	0	0	0	1	0	5	1	0
Gaetti	.246	152	586	58	144	222	22	1	18	66	2	5	8	33	3	104	5	5
Gallagher	.293	90	270	32	79	99	17	0	1	30	10	0	2	24	0	43	2	4
Hill	.239	77	209	36	50	63	8	1	1	20	3	0	0	30	1	21	1	0
Howell	.210	32	81	11	17	25	2	0	2	7	0	0	0	11	0	11	1	1
Joyner	.301	143	551	79	166	269	34	3	21	96	2	5	1	52	4	66	2	0
Lyons	.200	2	5	0	1	1	0	0	0	0	0	0	0	0	0	0	0	0
Marshall	.000	2	7	0	0	0	0	0	0	0	0	0	0	0	0	1	0	0
Orton	.203	29	69	7	14	18	4	0	0	3	4	0	1	10	0	17	0	1
Parker	.232	119	466	45	108	167	22	2	11	56	0	3	3	29	3	91	3	2
Parrish	.216	119	402	38	87	156	12	0	19	51	0	3	5	35	2	117	0	1
Polonia	.296	150	604	92	179	229	28	8	2	50	2	3	1	52	4	74	48	23
Rose	.277	22	65	5	18	28	5	1	1	8	0	1	0	3	0	13	0	0
Schofield	.225	134	427	44	96	111	9	3	0	31	7	0	3	50	2	69	8	4
Sojo	.258	113	364	38	94	119	14	1	3	20	19	0	5	14	0	26	5	2
Stevens	.293	18	58	8	17	24	7	0	0	9	1	1	0	6	2	12	1	2
Tingley	.200	45	115	11	23	33	7	0	1	13	4	0	1	8	0	34	1	1
Venable	.246	82	187	24	46	67	8	2	3	21	4	2	2	11	2	30	2	1
Winfield	.262	150	568	75	149	268	27	4	28	86	2	6	1	56	4	109	7	2
TOTALS	.255	162	5470	653	1396	2044	245	29	115	609	63	31	38	448	28	928	94	56
OPP.	.250	162	5399	649	1351	2066	250	21	141	609	43	35	38	543	29	990	89	72

1991 ANGELS DESIGNATED HITTERS

PLAYER	AVG	G	AB	R	H	TB	2B	3B	HR	RBI	SH	SF	HP	BB	IBB	SO	SB	CS
Abner	.000	3	0	1	0	0	0	0	0	0	0	0	0	0	0	0	0	0
Amaro	.000	1	0	0	0	0	0	0	0	0	0	0	0	0	0	0	0	0
Cron	.000	1	1	0	0	0	0	0	0	0	0	0	0	0	0	0	0	0
Gallagher	.000	2	2	0	2	3	1	0	0	0	0	0	0	0	0	0	0	0
Howell	.000	1	1	0	0	0	0	0	0	0	0	0	0	0	0	0	0	0
Marshall	.000	1	3	0	0	0	0	0	0	0	0	0	0	0	0	0	0	0
Orton	.000	1	0	0	0	0	0	0	0	0	0	0	0	0	0	0	0	0
Parker	.232	119	466	45	108	167	22	2	11	56	0	3	3	29	3	91	3	2
Parrish	.143	5	2	2	3	6	0	0	1	1	0	0	0	3	0	5	0	0
Polonia	.313	4	16	3	5	5	0	0	0	0	0	0	0	0	0	3	2	1
Sojo	.000	1	0	1	0	0	0	0	0	0	0	0	0	0	0	0	0	0
Venable	.000	3	1	1	0	0	0	0	0	0	0	1	0	0	0	0	0	1
Winfield	.256	34	125	14	32	52	5	0	5	16	1	1	0	16	2	31	3	1
TOTALS	.236	162	636	67	150	223	28	2	17	73	1	4	3	48	5	130	8	5

1991 ANGELS PITCHING

PITCHER	W-L	ERA	G	GS	CG	SHO	SV	IP	H	R	ER	HR	HB	BB	IB	SO	WP	BK
Abbott, J.	18-11	2.89	34	34	5	1	0	243	222	85	78	14	5	73	6	158	1	4
Abbott, K.	1-2	4.58	5	3	0	0	0	19.2	22	11	10	2	1	13	0	12	1	1
Bailes	1-2	4.18	42	0	0	0	0	51.2	41	26	24	5	4	22	5	41	2	0
Bannister	0-0	3.96	16	0	0	0	0	25	25	12	11	5	0	10	1	16	1	0
Beasley	0-1	3.38	22	0	0	0	0	26.2	26	14	10	2	1	10	1	14	2	0
Eichhorn	3-3	1.98	70	0	0	0	1	81.2	63	21	18	2	2	13	1	49	0	0
Fetters	2-5	4.84	19	4	0	0	0	44.2	53	29	24	4	3	28	2	24	4	0
Finley	18-9	3.80	34	34	4	2	0	227.1	205	102	96	23	8	101	1	171	6	3
Graha	3-7	4.81	18	10	1	0	0	73	84	43	39	2	3	33	0	40	2	0
Harvey	2-4	1.60	67	0	0	0	46★	78.2	51	20	14	6	1	17	3	101	2	2
Langston	19-8	3.00	34	34	7	0	0	246.1	190	89	82	30	2	96	3	183	6	0
Lewis	3-5	6.27	16	11	0	0	0	60.1	81	43	42	9	2	21	0	37	3	0
McCaskill	10-19★	4.26	30	30	1	0	0	177.2	193	93	84	19	3	66	1	71	6	0
McClure	0-0	9.31	13	0	0	0	0	9.2	13	111	10	3	1	5	0	5	2	1
Robinson	0-3	5.37	39	0	0	0	3	57	56	34	34	9	2	29	4	57	10	0
Valenzuela	0-2	12.15	2	2	0	0	0	6.2	14	10	9	3	0	3	0	5	1	0
Young	1-0	4.26	11	0	0	0	0	12.2	12	6	6	3	0	3	1	6	0	0
TOTALS	81-81	3.69	162	162	18	10	50	1441.2	1351	649	591	141	38	543	29	990	49	11
OPP.	81-81	3.58	162	162	20	15	42	1441.1	1396	653	573	115	38	448	28	928	61	6

WIN STREAK: 5, June 1-6

LOSING STREAK: 7, July 4-13 & July 31-Aug. 6

CLUB HISTORY



YEAR BY YEAR STATISTICAL REVIEW

1992 ANGELS BATTING

PLAYER	AVG	G	AB	R	H	TB	2B	3B	HR	RBI	SH	SF	HP	BB	IBB	SO	SB	CS
Brooks	.216	82	306	28	66	103	13	0	8	36	0	1	1	12	3	46	3	3
Curtis	.259	139	441	59	114	164	16	2	10	46	5	4	6	51	2	71	43	18
Davis	.250	40	104	5	26	34	8	0	0	16	0	1	0	13	2	9	0	0
DiSarcina	.247	157	518	48	128	156	19	0	3	42	5	3	7	20	0	50	9	7
Ducey	.237	31	59	4	14	17	3	0	0	2	0	1	0	5	0	12	2	3
Easley	.258	47	151	14	39	47	5	0	1	12	2	1	3	8	0	26	9	5
Felix	.246	139	509	63	125	184	22	5	9	72	5	9	2	33	5	128	8	8
Fitzgerald	.212	95	189	19	40	60	2	0	6	17	3	0	0	22	0	34	2	2
Gaetti	.226	130	456	41	103	156	13	2	12	48	0	3	6	21	4	79	3	1
Gonzales	.277	104	329	47	91	131	17	1	7	38	5	1	4	41	1	46	7	4
Gonzalez	.182	33	55	4	10	12	2	0	0	2	1	1	0	7	1	20	0	1
Hayes	.225	94	307	35	69	100	17	1	4	29	3	3	0	37	4	54	11	6
Langston	.000	33	2	1	0	0	0	0	0	0	0	0	0	0	0	2	0	0
Morris	.193	43	57	4	11	15	1	0	1	3	1	0	1	4	1	11	1	0
Myers	.235	8	17	0	4	5	1	0	0	0	1	0	0	0	0	6	0	0
Oberkfell	.264	41	91	6	24	25	1	0	0	10	0	2	0	8	2	5	0	1
Orton	.219	43	114	11	25	34	3	0	2	12	2	0	2	7	0	32	1	1
Parrish	.229	24	83	7	19	33	2	0	4	11	1	1	0	5	1	22	0	0
Polonia	.286	149	577	83	165	190	17	4	0	35	8	1	4	45	6	64	51	21★
Rose	.214	30	84	10	18	29	5	0	2	10	1	1	2	8	1	9	1	1
Salmon	.177	23	79	8	14	21	1	0	2	6	0	1	1	11	1	23	1	1
Schofield	.333	1	3	0	1	1	0	0	0	0	0	0	0	1	0	0	0	0
Sojo	.272	106	368	37	100	139	12	3	7	43	7	1	1	14	0	24	7	11
Stevens	.221	106	312	25	69	109	19	0	7	37	1	2	1	29	6	64	1	4
Tingley	.197	71	127	15	25	38	2	1	3	8	5	0	2	13	0	35	0	1
Williams	.231	14	26	5	6	9	1	1	0	2	0	0	0	1	0	10	0	2
TOTALS	.243	162	5364	579	1306	1812	202	20	88	537	56	40	40	416	40	882	160	101
OPP.	.264	162	5484	671	1449	2094	221	17	130	626	47	50	39	532	40	888	120	70

1992 ANGELS DESIGNATED HITTERS

PLAYER	AVG	G	AB	R	H	TB	2B	3B	HR	RBI	SH	SF	HP	BB	IBB	SO	SB	CS
Brooks	.218	70	275	28	60	97	13	0	8	34	0	1	1	10	2	43	3	3
Curtis	.000	1	0	1	0	0	0	0	0	0	0	0	0	0	0	0	0	0
Davis	.208	9	24	0	5	6	1	0	0	1	0	0	0	5	0	2	0	0
Ducey	.000	1	3	0	0	0	0	0	0	0	0	0	0	0	0	1	0	1
Felix	.267	8	30	4	8	11	1	1	0	6	0	1	0	2	1	8	0	0
Fitzgerald	.500	1	2	0	1	1	0	0	0	0	0	0	0	0	0	0	0	0
Gaetti	.230	17	61	6	14	24	1	0	3	4	0	0	1	3	0	15	0	1
Gonzalez	.000	1	0	0	0	0	0	0	0	0	0	0	0	0	0	0	0	0
Hayes	.412	5	17	5	7	10	3	0	0	1	0	0	0	0	0	3	0	0
Langston	.000	1	2	1	0	0	0	0	0	0	0	0	0	0	0	2	0	0
Morris	.000	6	11	0	0	0	0	0	0	0	1	0	1	1	1	2	0	0
Oberkfell	.200	5	20	1	4	4	0	0	0	2	0	0	0	0	0	2	0	0
Parrish	.125	2	8	0	1	1	0	0	0	1	0	0	0	0	0	3	0	0
Polonia	.314	47	188	30	59	71	8	2	0	12	3	1	1	12	2	20	15	9
Stevens	.167	2	6	1	1	1	0	0	0	1	0	0	0	1	0	1	0	0
Williams	.000	2	0	0	0	0	0	0	0	0	0	0	0	0	0	0	0	1
TOTALS	.247	162	647	77	160	226	27	3	11	62	4	3	4	34	6	102	18	15

1992 ANGELS PITCHING

PITCHER	W-L	ERA	G	GS	CG	SHO	SV	IP	H	R	ER	HR	HB	BB	IB	SO	WP	BK
Abbott	7-15	2.77	29	29	7	0	0	211	208	73	65	12	4	68	3	130	2	0
Bailes	3-1	7.45	32	0	0	0	0	38.2	59	34	32	7	1	28	4	25	2	1
Blyleven	8-12	4.74	25	24	1	0	0	133	150	76	70	17	5	29	2	70	3	1
Butcher	2-2	3.25	19	0	0	0	0	27.2	29	11	10	3	2	13	1	24	0	0
Crim	7-6	5.17	57	0	0	0	1	87	100	56	50	11	6	29	6	30	4	0
Eichhorn	2-4	2.38	42	0	0	0	2	56.2	51	19	15	2	0	18	8	42	3	1
Finley	7-12	3.96	31	31	4	1	0	204.1	212	99	90	24	3	98	2	124	6	0
Fortugno	1-1	5.18	14	5	1	1	1	41.2	37	24	24	5	0	19	0	31	2	1
Frey	4-2	3.57	51	0	0	0	4	45.1	39	18	18	6	2	22	3	24	1	0
Grahe	5-6	3.52	46	7	0	0	21	94.2	85	37	37	5	6	39	2	39	3	0
Harvey	0-4	2.83	25	0	0	0	13	28.2	22	12	9	4	0	11	1	34	4	0
Hathaway	0-0	7.94	2	1	0	0	0	5.2	8	5	5	1	0	3	0	1	0	0
Langston	13-14	3.66	32	32	9	2	0	229	206	103	93	14	6	74	2	174	5	0
Lewis	4-0	3.99	21	2	0	0	0	38.1	36	18	17	3	2	14	1	18	1	1
Robinson	1-0	2.20	3	3	0	0	0	16.1	19	4	4	1	0	3	0	9	1	0
Valera	8-11	3.73	30	28	4	2	0	188	188	82	78	15	2	64	5	113	5	0
TOTALS	72-90	3.84	162	162	26	13	42	1446	1449	671	617	130	39	532	40	888	42	5
OPP.	70-70	3.14	162	162	27	15	45	1454	1306	579	507	88	40	416	40	882	33	12

WIN STREAK: 6, July 10-18

LOSING STREAK: 11, June 28-July 9



YEAR BY YEAR STATISTICAL REVIEW



1993 ANGELS BATTING

PLAYER	AVG	G	AB	R	H	TB	2B	3B	HR	RBI	SH	SF	HP	BB	IBB	SO	SB	CS
Correia	.266	64	128	12	34	39	5	0	0	9	5	0	4	6	0	20	2	4
Curtis	.285	152	583	94	166	215	25	3	6	59	7	7	4	70	2	89	48	24
Davis	.243	153	573	74	139	252	32	0	27	112	0	0	1	71	12	135	4	1
DiSarcina	.238	126	416	44	99	130	20	1	3	45	5	3	6	15	0	38	5	7
Easley	.313	73	230	33	72	95	13	2	2	22	1	2	3	28	2	35	6	6
Edmonds	.246	18	61	5	15	21	4	1	0	4	0	0	0	2	1	16	0	2
Gaetti	.180	20	50	3	9	11	2	0	0	4	0	1	0	5	0	12	1	0
Gonzales, L.	.500	2	2	0	1	1	0	0	0	1	0	0	0	1	0	0	0	0
Gonzales, R.	.251	118	335	34	84	107	17	0	2	31	2	2	1	49	2	45	5	5
Gruber	.277	18	65	10	18	30	3	0	3	9	2	0	1	2	0	11	0	0
Javier	.291	92	237	33	69	96	10	4	3	28	1	3	1	27	1	33	12	2
Lovullo	.251	116	367	42	92	130	20	0	6	30	3	2	1	36	1	49	7	6
Myers	.255	108	290	27	74	105	10	0	7	40	3	3	2	17	2	47	3	3
Orton	.189	37	95	5	18	26	5	0	1	4	2	0	1	7	0	24	1	2
Perez	.250	52	180	16	45	67	6	2	4	30	0	1	2	9	0	39	5	4
Polonia	.271	152	576	75	156	188	17	6	1	32	8	3	2	48	7	53	55	24★
Salmon	.283	142	515	93	146	276	35	1	31	95	0	8	5	82	5	135	5	6
Snow	.241	129	419	60	101	171	18	2	16	57	7	6	2	55	4	88	3	0
Stillwell	.262	22	61	2	16	22	2	2	0	3	1	2	0	4	0	11	2	0
Tingley	.200	58	90	7	18	25	7	0	0	12	3	1	1	9	0	22	1	2
Turner	.280	25	75	9	21	29	5	0	1	13	0	1	1	9	0	16	1	1
Van Burkleo	.152	12	33	2	5	11	3	0	1	1	0	0	0	6	0	9	1	0
Walewander	.125	12	8	2	1	1	0	0	0	3	0	1	0	5	0	1	1	1
TOTALS	.260	162	5391	684	1399	2048	259	24	114	644	50	46	38	564	39	930	169	100
OPP.	.270	162	5488	770	1482	2239	268	15	153	732	53	61	51	550	35	843	122	52

1993 ANGELS DESIGNATED HITTERS

PLAYER	AVG	G	AB	R	H	TB	2B	3B	HR	RBI	SH	SF	HP	BB	IBB	SO	SB	CS
Correia	.000	6	0	1	0	0	0	0	0	0	0	0	0	0	0	0	0	0
Davis	.243	150	572	74	139	252	32	0	27	112	0	0	1	70	12	135	4	1
Easley	1.000	1	1	0	1	2	1	0	0	0	0	0	0	0	0	0	0	0
Gaetti	.176	5	17	2	3	3	0	0	0	3	0	1	0	2	0	4	0	0
Gruber	.000	1	4	0	0	0	0	0	0	1	0	0	0	0	0	2	0	0
Javier	.500	1	2	0	1	1	0	0	0	0	0	0	0	0	0	1	0	0
Myers	.429	2	7	0	3	3	0	0	0	2	0	0	0	0	0	0	0	0
Perez	.000	3	1	1	0	0	0	0	0	0	0	0	0	0	0	0	0	0
Polonia	.188	4	16	2	3	3	0	0	0	0	0	0	0	1	0	3	1	3
Salmon	.750	1	4	2	3	5	2	0	0	1	0	0	0	1	0	1	0	0
Walewander	.000	3	0	0	0	0	0	0	0	0	0	0	0	0	0	0	0	1
Walton	.000	4	0	1	0	0	0	0	0	0	0	0	0	0	0	0	0	0
TOTALS	.245		624	83	153	269	35	0	27	119	0	1	1	74	12	146	5	5

1993 ANGELS PITCHING

PITCHER	W-L	ERA	G	GS	CG	SHO	SV	IP	H	R	ER	HR	HB	BB	IBB	SO	WP	BK
Anderson	0-0	3.97	4	1	0	0	0	11.1	11	5	5	1	0	2	0	4	0	0
Butcher	1-0	2.86	23	0	0	0	8	28.1	21	12	9	2	2	15	1	24	0	0
Crim	2-2	5.87	11	0	0	0	0	15.1	17	11	10	2	2	5	1	10	0	0
Davis	0-0	0.00	1	0	0	0	0	2	0	0	0	0	1	0	0	0	0	0
Farrell	3-12	7.35	21	17	0	0	0	90.2	110	74	74	22	7	44	3	45	3	0
Finley	16-14	3.15	35	35	13★	2	0	251.1	243	108	88	22	6	82	1	187	8	1
Frey	2-3	2.98	55	0	0	0	13	48.1	41	20	16	1	3	26	1	22	3	0
Gonzales	0-0	0.00	1	0	0	0	0	1	0	0	0	0	0	0	0	0	0	0
Grähe	4-1	2.86	45	0	0	0	11	56.2	54	22	18	5	2	25	4	31	3	0
Hathaway	4-3	5.02	11	11	0	0	0	57.1	71	35	32	6	5	26	1	11	5	1
Holzemer	0-3	8.87	5	4	0	0	0	23.1	34	24	23	2	3	13	0	10	1	0
Langston	16-11	3.20	35	35	7	0	0	256.1	220	100	91	22	1	85	2	196	10	2
Leftwich	4-6	3.79	12	12	1	0	0	80.2	81	35	34	5	3	27	1	31	1	0
Lewis	1-2	4.22	15	4	0	0	0	32	37	16	15	3	2	12	1	10	1	0
Linton	2-0	7.71	19	0	0	0	0	25.2	35	22	22	8	0	14	1	19	2	0
Magrane	3-2	3.94	8	8	0	0	0	48	48	27	21	4	0	21	0	24	4	0
Nelson	0-5	3.08	46	0	0	0	4	52.2	50	25	18	3	2	23	4	31	1	0
Nielsen	0-0	8.03	10	0	0	0	0	12.1	18	13	11	1	1	4	0	8	0	1
Patterson	1-1	4.58	46	0	0	0	1	59	54	30	30	7	0	35	5	36	2	0
Sanderson	7-1	4.46	21	21	4	1	0	135.1	153	77	67	15	5	27	5	66	1	2
Scott	1-2	5.85	16	0	0	0	0	20	19	13	13	1	1	11	1	13	2	0
Springer	1-6	7.20	14	9	1	0	0	60	73	48	48	11	3	32	1	31	6	0
Swingle	0-1	8.38	9	0	0	0	0	9.2	15	9	9	2	0	6	0	6	0	0
Valera	3-6	6.62	19	5	0	0	4	53	77	44	39	8	2	15	2	28	2	0
TOTALS	71-91	4.34	162	162	26	6	41	1430.1	1482	770	690	153	51	550	35	843	55	7
OPP.	91-71	3.92	162	162	17	8	47	1438.2	1399	684	627	114	38	564	39	930	47	6

WIN STREAK: 6, Apr. 20-25

LOSING STREAK: 10, July 17-26





YEAR BY YEAR STATISTICAL REVIEW

1994 ANGELS BATTING

PLAYER	AVG	G	AB	R	H	TB	2B	3B	HR	RBI	SH	SF	HP	BB	IBB	SO	SB	CS
Anderson, G.	.385	5	13	0	5	5	0	0	0	1	0	0	0	0	0	2	0	0
Correia	.235	6	17	4	4	5	1	0	0	0	0	0	0	0	0	0	0	0
Curtis	.256	114	453	67	116	180	23	4	11	50	7	4	5	37	0	69	25	11
Dalesandro	.200	19	25	5	5	9	1	0	1	2	0	0	0	2	0	4	0	0
Davis	.311	108	392	72	122	220	18	1	26	84	0	6	1	69	11	84	3	2
DiSarcina	.260	112	389	53	101	128	14	2	3	33	10	2	2	18	0	28	3	7
Easley	.215	88	316	41	68	104	16	1	6	30	4	2	4	29	0	48	4	5
Edmonds	.273	94	289	35	79	109	13	1	5	37	1	1	1	30	3	72	4	2
Fabregas	.283	43	127	12	36	39	3	0	0	16	1	0	0	7	1	18	2	1
Hudler	.298	56	124	17	37	69	8	0	8	20	4	2	0	6	0	28	2	2
Jackson	.279	75	201	23	56	102	7	0	13	43	0	2	1	20	2	72	1	0
Myers	.246	45	126	10	31	43	6	0	2	8	5	1	0	10	3	27	0	2
Owen	.310	82	268	30	83	113	17	2	3	37	3	0	1	49	0	17	2	8
.209	38	129	10	27	49	7	0	5	16	1	1	0	12	1	29	3	0	
Perez	.232	74	207	33	48	60	10	1	0	11	3	1	1	23	0	18	10	7
Salmon	.287	100	373	67	107	198	18	2	23	70	0	3	5	54	2	102	1	3
Smith	.262	45	122	19	32	54	5	1	5	18	0	1	0	7	0	20	2	3
Snow	.220	61	223	22	49	77	4	0	8	30	2	1	3	19	1	48	0	1
Turner	.242	58	149	23	36	48	7	1	1	12	1	2	1	10	0	29	3	0
TOTALS	.264	115	3943	543	1042	1612	178	16	120	518	42	29	27	402	24	715	65	54
OPP.	.287	115	4009	660	1149	1873	236	19	150	624	35	41	45	436	28	682	83	38

1994 ANGELS DESIGNATED HITTERS

PLAYER	AVG	G	AB	R	H	TB	2B	3B	HR	RBI	SH	SF	HP	BB	IBB	SO	SB	CS
Davis	.314	106	385	71	121	219	18	1	26	84	0	6	1	69	11	81	3	2
Hudler	.000	4	3	0	0	0	0	0	0	0	1	0	0	0	0	1	0	0
Jackson	.333	9	30	2	10	10	0	0	0	0	0	0	0	2	0	11	0	0
Myers	.000	1	1	0	0	0	0	0	0	0	0	0	0	0	0	1	0	0
Owen	.000	2	1	0	0	0	0	0	0	0	0	0	0	0	0	0	0	0
Reynolds	.000	3	0	1	0	0	0	0	0	0	0	0	0	0	0	0	0	0
Smith	.000	2	4	0	0	0	0	0	0	0	0	0	0	1	0	2	0	0
TOTALS	.309	115	424	74	131	229	18	1	26	84	1	6	0	72	0	96	3	2

1994 ANGELS PITCHING

PITCHER	W-L	ERA	G	GS	CG	SHO	SV	IP	H	R	ER	HR	HB	BB	IB	SO	WP	BK
Anderson, B.	7-5	5.22	18	18	0	0	0	101.2	120	63	59	13	5	27	0	47	5	5
Butcher	2-1	6.67	33	0	0	0	0	29.2	31	24	22	2	2	23	5	19	2	0
Dopson	1-4	6.14	21	5	0	0	0	58.2	67	41	40	6	3	26	3	33	4	1
Farrell	1-2	9.00	3	3	0	0	0	13	16	14	13	2	1	8	0	10	0	0
Finley	10-10	4.32	25	25	7	2	0	183.1★	178	95	88	21	3	71	0	148	10	0
Grahe	2-5	6.65	40	0	0	0	13	43.1	68	33	32	5	6	18	4	26	4	1
Langston	7-8	4.68	18	18	2	1	0	119.1	121	67	62	19	0	54	1	109	6	0
Lefferts	1-1	4.67	30	0	0	0	1	34.2	50	20	18	7	0	12	3	27	1	0
Leftwich	5-10	5.68	20	20	1	0	0	114	127	75	72	16	3	42	2	67	3	1
Leiter	4-7	4.72	40	7	0	0	2	95.1	99	56	50	13	9	35	6	71	2	0
Lewis	0-1	6.10	20	0	0	0	0	31	46	23	21	5	2	10	2	10	0	0
Lorraine	0-2	10.61	4	3	0	0	0	18.2	30	23	22	7	0	11	0	10	0	0
Magrane	2-6	7.30	20	11	1	0	0	74	89	63	60	18	6	51	0	33	7	0
Patterson, B.	2-3	4.07	47	0	0	0	1	42	35	21	19	6	2	15	2	30	1	0
Patterson, K.	0-0	0.00	1	0	0	0	0	.2	0	0	0	0	0	0	0	1	0	0
Sampen	1-1	6.46	10	0	0	0	0	15.1	14	11	11	1	3	13	0	9	0	0
Schwarz	0-0	4.05	4	0	0	0	0	6.2	5	3	3	0	0	6	0	4	1	0
Springer	2-2	5.52	18	5	0	0	2	45.2	53	28	28	9	0	14	0	28	2	0
TOTALS	47-68	5.42	115	115	11	4	21	1027	1149	660	618	150	45	436	28	682	48	8
OPP.	68-47	4.38	115	115	11	7	26	1032.2	1042	543	503	120	27	402	24	715	33	4

WIN STREAK: 4, May 18-21

LOSING STREAK: 8, July 21-29

CLUB HISTORY

YEAR BY YEAR STATISTICAL REVIEW



1995 ANGELS BATTING

PLAYER	AVG	G	AB	R	H	TB	2B	3B	HR	RBI	SH	SF	HP	BB	IBB	SO	SB	CS
Aldrete	.250	18	24	1	6	6	0	0	0	3	0	1	0	0	0	8	0	0
Allanson	.171	35	82	5	14	26	3	0	3	10	1	0	1	7	0	12	0	1
Anderson, G.	.321	106	374	50	120	189	19	1	16	69	2	4	1	19	4	65	6	2
Correia	.238	14	21	3	5	8	1	1	0	3	1	0	0	0	0	5	0	0
Dalesandro	.100	11	10	1	1	2	1	0	0	0	0	0	0	0	2	0	0	0
Davis	.318	119	424	81	135	218	23	0	20	86	0	9	0	89	12	79	3	3
DiSarcina	.307	99	362	61	111	166	28	6	5	41	7	3	2	20	0	25	7	4
Easley	.216	114	357	35	77	107	14	2	4	35	6	4	6	32	1	47	5	2
Edmonds	.290	141	558	120	162	299	30	4	33	107	1	5	5	51	4	130	1	4
Fabregas	.247	73	227	24	56	69	10	0	1	22	3	1	0	17	0	28	0	2
Flora	.000	2	1	1	0	0	0	0	0	0	0	0	0	0	0	1	0	0
Gallagher	.188	11	16	1	3	4	1	0	0	0	0	0	0	2	0	1	0	0
Gonzales	.333	30	18	1	6	10	1	0	1	3	0	0	0	0	0	4	0	0
Hudler	.265	84	223	30	59	93	16	0	6	27	2	1	5	10	1	48	13	0
Lind	.163	15	43	5	7	9	2	0	0	1	0	0	0	3	0	4	0	0
Martinez	.180	26	61	7	11	15	1	0	1	9	0	0	1	6	2	7	0	0
Myers	.260	85	273	35	71	114	12	2	9	38	1	2	1	17	3	49	0	1
Owen	.229	82	218	17	50	68	9	3	1	28	1	0	0	18	1	22	3	2
Palmeiro	.350	15	20	3	7	7	0	0	0	1	0	0	0	1	0	1	0	0
Perez	.169	29	71	9	12	21	4	1	1	7	0	1	2	12	0	9	0	2
Phillips	.261	139	525	119	137	241	21	1	27	61	1	1	3	113	6	135	13	10
Salmon	.330	143	537	111	177	319	34	3	34	105	0	4	6	91	2	111	5	5
Schofield	.250	12	20	1	5	5	0	0	0	2	2	0	0	4	0	2	0	0
Snow	.289	143	544	80	157	253	22	1	24	102	5	2	3	52	4	91	2	1
Turner	.100	5	10	0	1	1	0	0	0	1	0	0	0	0	3	0	0	0
TOTALS	.277	145	5019	801	1390	2250	252	25	186	761	33	38	36	564	40	889	57	39
OPP.	.265	145	4949	697	1310	2097	260	19	163	662	48	45	43	486	23	901	88	46

1995 ANGELS DESIGNATED HITTERS

PLAYER	AVG	G	AB	R	H	TB	2B	3B	HR	RBI	SH	SF	HP	BB	IBB	SO	SB	CS
Aldrete	.143	2	7	0	1	1	0	0	0	0	0	0	0	0	0	2	0	0
Anderson, G.	.000	1	4	0	0	0	0	0	0	0	0	0	0	0	0	1	0	0
Correia	.000	1	0	1	0	0	0	0	0	0	0	0	0	0	0	0	0	0
Dalesandro	.000	1	1	0	0	0	0	0	0	0	0	0	0	0	0	0	0	0
Davis	.318	119	424	81	135	218	23	0	20	86	0	9	0	89	12	79	3	3
Flora	.000	1	1	0	0	0	0	0	0	0	0	0	0	0	0	1	0	0
Gallagher	.000	1	0	0	0	0	0	0	0	0	0	0	0	1	0	0	0	0
Hudler	.250	3	12	3	3	6	0	0	1	1	0	0	1	2	0	1	2	0
Martinez	.167	2	6	0	1	1	0	0	0	0	0	0	0	0	0	2	0	0
Myers	.266	16	64	13	17	22	2	0	1	10	0	1	1	8	1	9	0	1
Perez	.000	1	1	0	0	0	0	0	0	0	0	0	0	0	0	0	0	0
Phillips	.429	2	7	2	3	4	1	0	0	2	0	0	0	2	0	2	0	0
Salmon	.000	1	3	1	0	0	0	0	0	0	0	0	0	1	0	0	0	0
TOTALS	.302	145	530	101	160	252	26	0	22	99	0	10	2	103	13	97	5	4

1995 ANGELS PITCHING

PITCHER	W-L	ERA	G	GS	CG	SHO	SV	IP	H	R	ER	HR	HB	BB	IB	SO	WP	BK
Abbott	5-4	4.15	13	13	1	1	0	84.2	93	43	39	4	1	29	0	41	1	0
Anderson, B.	6-8	5.87	18	17	1	0	0	99.2	110	66	65	24	3	30	2	45	1	3*
Bennett	0-0	0.00	1	0	0	0	0	0.1	0	0	0	0	0	0	0	0	0	0
Bielecki	4-6	5.97	22	11	0	0	0	75.1	80	56	50	15	3	31	1	45	3	0
Boskie	7-7	5.64	20	20	1	0	0	111.2	127	73	70	16	7	25	0	51	4	0
Butcher	6-1	4.73	40	0	0	0	0	51.1	49	28	27	7	1	31	2	29	3	0
Edenfield	0-0	4.26	7	0	0	0	0	12.2	15	7	6	1	0	5	0	6	3	0
Finley	15-12	4.21	32	32	2	1	0	203	192	106	95	20	7	93	1	195	13	1
Habyan	1-2	4.13	28	0	0	0	0	32.2	36	16	15	2	1	12	0	25	2	0
Harkey	4-3	4.55	12	8	1	0	0	61.1	80	32	31	12	1	16	2	28	0	0
Holzemer	0-1	5.40	12	0	0	0	0	8.1	11	6	5	1	1	7	1	5	0	0
James	3-0	3.88	46	0	0	0	1	55.2	49	27	24	6	3	26	2	36	1	0
Langston	15-7	4.63	31	31	2	1	0	200.1	212	109	103	21	3	64	1	142	5	1
Monteleone	1-0	2.00	9	0	0	0	0	9	8	2	2	1	0	3	0	5	0	0
Patterson	5-2	3.04	62	0	0	0	0	53.1	48	18	18	6	1	13	3	41	0	1
Percival	3-2	1.95	62	0	0	0	3	74	37	19	16	6	1	26	2	94	2	2
Sanderson	1-3	4.12	7	7	0	0	0	39.1	48	23	18	6	2	4	1	23	0	1
Smith	0-5	3.47	52	0	0	0	37	49.1	42	19	19	3	1	25	4	43	1	0
Springer	1-2	6.10	19	6	0	0	1	51.2	60	37	35	11	5	25	1	38	1	0
Williams	1-2	6.75	20	0	0	0	0	10.2	13	10	8	1	2	21	0	9	2	1
TOTALS	78-67	4.52	145	145	8	9	42	1284.1	1310	697	645	163	43	486	23	901	42	10
OPP.	67-78	5.18	145	145	15	7	33	1277.2	1390	801	736	186	36	564	40	889	47	7

WIN STREAK: 8, July 25-Aug. 2

LOSING STREAK: 9, Aug. 25-Sept. 3, Sept. 13-23

CLUB HISTORY



YEAR BY YEAR STATISTICAL REVIEW

1996 ANGELS BATTING

PLAYER	AVG	G	AB	R	H	TB	2B	3B	HR	RBI	SH	SF	HP	BB	IBB	SO	SB	CS
Aldrete	.213	63	108	16	23	47	6	0	6	20	0	1	0	14	0	19	0	1
Anderson	.285	150	607	79	173	246	33	2	12	72	5	3	0	27	5	84	7	9
Arias	.238	84	252	19	60	88	8	1	6	28	6	0	0	16	2	50	2	0
Borders	.228	19	57	6	13	22	3	0	2	8	1	0	0	3	0	11	0	1
Davis	.292	145	530	73	155	263	24	0	28	95	1	6	0	86	11	99	5	2
DiSarcina	.256	150	536	62	137	186	26	4	5	48	16	2	21	0	36	2	1	
Easley	.156	28	45	4	7	14	1	0	2	7	3	0	0	6	0	12	0	0
Edmonds	.304	114	431	73	131	246	28	3	27	66	0	2	4	46	2	101	4	0
Eenhoorn	.267	6	15	1	4	4	0	0	0	0	0	0	0	0	0	2	0	0
Erstad	.284	57	208	34	59	78	5	1	4	20	1	3	0	17	1	29	3	3
Fabregas	.287	90	254	18	73	85	6	0	2	26	3	5	0	17	3	27	0	1
Greene	.190	29	79	9	15	22	1	0	2	9	0	0	1	4	0	11	2	0
Hancock	1.000	11	1	1	1	1	0	0	0	0	0	0	0	0	0	0	0	0
Howell	.270	66	126	20	34	64	4	1	8	21	0	0	0	10	0	30	0	1
Hudler	.311	92	302	60	94	168	20	3	16	40	2	1	3	9	0	54	14	5
Palmeiro	.287	50	87	6	25	33	6	1	0	6	1	0	2	8	1	13	0	1
Percival	.000	62	1	0	0	0	0	0	0	0	0	0	0	0	0	1	0	0
Pritchett	.154	5	13	1	2	2	0	0	0	1	0	0	0	0	0	3	0	0
Salmon	.286	156	581	90	166	274	4	30	98	0	3	4	93	7	125	4	2	
Schofield	.250	13	16	3	4	4	0	0	0	0	0	0	0	1	0	1	1	0
Slaughter	.324	62	207	23	67	94	9	0	6	32	0	2	2	13	0	20	0	0
Snow	.257	155	575	69	148	221	20	1	17	67	2	3	5	56	6	96	1	6
Turner	.333	4	3	1	1	1	0	0	0	1	0	1	0	1	0	0	0	0
Velarde	.285	136	530	82	151	226	27	3	14	54	4	2	5	70	0	118	7	7
Wallach	.237	57	190	23	45	76	7	0	8	20	0	0	1	18	2	47	1	0
TOTALS	.276	161	5686	762	1571	2451	256	24	192	727	45	33	29	527	40	974	53	39
OPP.	.275	161	5617	943	1546	2521	282	18	219	886	41	56	84	662	47	1052	146	54

1996 ANGELS DESIGNATED HITTERS

PLAYER	AVG	G	AB	R	H	TB	2B	3B	HR	RBI	SH	SF	HP	BB	IBB	SO	SB	CS
Aldrete	.167	6	12	3	2	6	1	0	1	5	0	0	0	2	0	1	0	0
Anderson	.000	1	2	0	0	0	0	0	0	0	0	0	0	1	0	0	0	0
Arias	1.000	1	1	0	1	1	0	0	0	0	0	0	0	0	0	0	0	0
Boskie	.000	1	0	0	0	0	0	0	0	0	0	0	0	0	0	0	0	0
Davis	.294	143	528	73	155	263	24	0	28	95	1	6	0	86	11	98	5	2
Easley	.000	2	0	0	0	0	0	0	0	1	0	0	0	0	0	0	0	0
Edmonds	.000	1	4	0	0	0	0	0	0	0	0	0	0	1	0	1	0	0
Fabregas	.000	1	1	0	0	0	0	0	0	0	0	0	0	0	0	0	0	0
Greene	.000	1	4	0	0	0	0	0	0	0	0	0	0	0	0	1	0	0
Howell	.375	4	8	0	3	3	0	0	0	2	0	0	0	0	0	2	0	0
Hudler	.095	8	21	2	2	3	1	0	0	0	0	0	0	1	0	5	0	0
Palmeiro	.000	4	4	0	0	0	0	0	0	0	0	0	0	1	1	0	0	0
Salmon	.500	3	8	0	4	6	0	1	0	2	0	0	0	1	0	1	0	0
Schofield	.000	1	0	1	0	0	0	0	0	0	0	0	0	0	0	0	0	0
Slaughter	.000	1	1	0	0	0	0	0	0	0	0	0	0	0	0	0	0	0
Wallach	.167	8	18	1	3	6	0	1	2	0	0	0	0	1	0	5	0	0
TOTALS	.278	161	612	80	170	288	26	1	30	106	2	7	0	94	12	115	5	2

1996 ANGELS PITCHING

PITCHER	W-L	ERA	G	GS	CG	SHO	SV	IP	H	R	ER	HR	HB	BB	IB	SO	WP	BK
Abbott, J.	2-18★	7.48	27	23	1	0	0	142	171	128	118	23	4	78	3	58	13	1
Abbott, K.	0-1	20.25	3	0	0	0	0	4	10	9	9	1	0	5	0	3	1	0
Boskie	12-11	5.32	37	28	1	0	0	189.1	226	126	112	40★	13★	67	7	133	10	0
Dickson	1-4	4.57	7	7	0	0	0	43.1	52	22	22	6	1	18	1	20	1	1
Edenfield	0-0	10.38	2	0	0	0	0	4.1	10	5	5	2	1	2	0	4	0	0
Eichhorn	1-2	5.04	24	0	0	0	0	30.1	36	17	17	3	2	11	3	24	0	1
Ellis	0-0	0.00	3	0	0	0	0	5	0	0	0	0	0	4	0	5	1	0
Finley	15-16	4.16	35	35	4	1	0	238	241	124	110	27	11	94	5	215	17★	2
Frohwrth	0-0	11.12	4	0	0	0	0	5.2	10	11	7	1	1	4	0	1	1	0
Gohr	1-1	7.50	15	0	0	0	1	24	34	20	20	7	0	10	0	15	0	0
Grimley	5-7	6.84	35	20	2	1	0	130.1	150	110	99	14	13★	74	5	82	11	0
Hancock	4-1	7.48	11	4	0	0	0	27.2	34	23	23	2	2	17	1	19	2	0
Harris	2-0	3.90	11	3	0	0	0	32.1	31	16	14	4	3	17	2	20	4	0
Holtz	3-3	2.45	30	0	0	0	0	29.1	21	11	8	1	3	19	2	31	1	0
Holzemer	1-0	8.76	25	0	0	0	0	24.2	35	28	24	7	3	8	1	20	0	0
James	5-5	2.67	69	0	0	1	81	62	27	24	7	10	42	7	65	5	0	
Langston	6-5	4.82	18	18	2	0	0	123.1	116	68	66	18	2	45	0	83	4	0
Leftwich	0-1	7.36	2	2	0	0	0	7.1	12	9	6	1	0	3	0	4	0	0
May	0-0	10.13	5	0	0	0	0	2.2	3	3	3	1	0	2	0	1	0	0
McElroy	5-1	2.95	40	0	0	0	0	36.2	32	12	12	2	2	13	2	32	1	0
Monteleone	0-3	5.87	12	0	0	0	0	15.1	23	11	10	5	1	2	0	5	0	1
Pennington	0-0	12.27	8	0	0	0	0	7.1	5	10	10	1	0	16	2	7	1	0
Percival	0-2	2.31	62	0	0	0	36	74	38	20	19	8	2	31	4	100	2	0
Sanderson	0-2	7.50	5	4	0	0	0	18	39	21	15	5	2	4	0	7	0	2
Schmidt	2-0	7.88	9	0	0	0	0	8	13	9	7	2	0	8	0	2	1	0
Smith	0-0	2.45	11	0	0	0	0	11	8	4	3	0	0	3	0	6	1	0
Springer	5-6	5.51	20	15	2	1	0	94.2	91	65	58	24	6	43	0	64	1	0
Van Ryn	0-0	0.00	1	0	0	0	1	1	1	0	0	0	0	1	0	0	0	0
Williams	0-2	8.89	13	2	0	0	0	28.1	42	34	28	7	2	4	2	26	2	0
TOTALS	70-91	5.30	161	161	12	8	38	1439	1546	943	847	219	84	662	47	1052	80	8
OPP.	91-70	4.37	161	161	17	6	31	1449.2	1571	762	704	192	29	527	40	974	40	7

WIN STREAK: 7, Apr. 17-24; June 9-15

LOSING STREAK: 7, Sept. 9-17

CLUB HISTORY



YEAR BY YEAR STATISTICAL REVIEW



1997 ANGELS BATTING

PLAYER	AVG	G	AB	R	H	TB	2B	3B	HR	RBI	SH	SF	HP	BB	IBB	SO	SB	CS
Alicea	.253	128	388	59	98	143	16	7	5	37	4	2	8	69	3	65	22	8
Anderson	.303	154	624	76	189	255	36	3	8	92	1	5	2	30	6	70	10	4
Arias	.333	3	6	1	2	2	0	0	0	1	0	0	0	0	0	0	0	0
Dickson	.000	33	2	0	0	0	0	0	0	0	0	0	0	0	0	0	0	0
DiSarcina	.246	154	549	52	135	179	28	2	4	47	8	5	4	17	0	29	7	8
Edmonds	.291	133	502	82	146	251	27	0	26	80	0	5	4	60	5	80	5	7
Eenhoorn	.350	11	20	2	7	11	1	0	1	6	0	1	0	0	0	2	0	0
Encarnacion	.412	11	17	2	7	11	1	0	1	4	0	0	0	0	0	1	2	0
Erstad	.299	139	539	99	161	251	34	4	16	77	5	6	4	51	4	86	23	8
Fabregas	.079	21	38	2	3	4	1	0	0	3	2	0	0	3	0	3	0	0
Finley	.000	25	6	1	0	0	0	0	0	0	0	0	0	0	0	2	0	0
Grebeck	.270	63	126	12	34	46	9	0	1	6	5	1	0	18	1	11	0	1
Greene	.290	34	124	24	36	69	6	0	9	24	0	0	0	7	1	25	2	0
Gross	.000	12	1	0	0	0	0	0	0	0	0	0	0	0	0	1	0	0
Henderson	.183	32	115	21	21	30	3	0	2	7	1	0	2	26	0	23	16	4
Hill	.500	31	2	1	1	2	1	0	0	2	1	0	0	0	0	1	0	0
Hollins	.288	149	572	101	165	246	29	2	16	85	1	5	8	62	2	124	16	6
Holtz	.000	66	1	0	0	0	0	0	0	0	0	0	0	0	0	1	0	0
Howell	.259	77	174	25	45	94	7	0	14	34	1	3	0	13	2	36	1	0
Kreuter	.234	70	218	19	51	72	7	1	4	18	1	0	0	21	0	57	0	2
Leyritz	.276	84	294	47	81	121	7	0	11	50	3	5	3	37	2	56	1	1
May	.000	29	2	0	0	0	0	0	0	0	0	0	0	0	0	2	0	0
McElroy	.000	62	0	1	0	0	0	0	0	0	0	0	0	0	0	0	0	0
Murray	.219	46	160	13	35	51	7	0	3	15	0	3	0	13	0	24	1	0
Palmeiro	.216	74	134	19	29	35	2	2	0	8	3	1	1	17	1	11	2	2
Perisho	.000	11	1	0	0	0	0	0	0	0	0	0	0	0	0	1	0	0
Phillips	.264	105	405	73	107	157	28	2	6	48	3	4	2	73	5	89	9	9
Salmon	.296	157	582	95	172	301	28	1	33	129	0	11	7	95	5	142	9	12
Springer	.000	32	3	0	0	0	0	0	0	0	0	0	0	0	0	3	0	0
Turner	.261	13	23	4	6	12	1	1	1	2	1	0	0	5	0	8	0	0
Velarde	.000	1	0	0	0	0	0	0	0	0	0	0	0	0	0	0	0	0
PITCHERS	.056	8	18	1	2	1	0	0	2	1	0	0	0	0	0	11	0	0
TOTALS	.272	162	5628	829	1531	2343	279	25	161	775	40	57	45	617	37	953	126	72
OPP.	.269	162	5604	794	1506	2451	287	26	202	758	46	56	54	605	34	1050	101	64

1997 ANGELS DESIGNATED HITTERS

PLAYER	AVG	G	AB	R	H	TB	2B	3B	HR	RBI	SH	SF	HP	BB	IBB	SO	SB	CS
Alicea	.000	6	8	0	0	0	0	0	0	1	0	1	0	0	0	1	0	0
Anderson	.385	4	13	3	5	8	3	0	0	1	0	0	0	2	0	3	0	0
Arias	.000	1	1	0	0	0	0	0	0	0	0	0	0	0	0	0	0	0
Edmonds	.250	8	28	1	7	8	1	0	0	2	0	0	1	7	0	7	0	0
Erstad	.323	9	31	2	10	10	0	0	0	0	0	0	0	2	0	5	0	0
Grebeck	.000	2	0	0	0	0	0	0	0	0	0	0	0	0	0	0	0	0
Greene	.308	8	26	5	8	10	2	0	0	4	0	0	0	3	1	5	1	0
Henderson	.181	19	72	14	13	18	2	0	1	5	1	0	2	15	0	18	10	3
Howell	.264	22	72	12	19	45	2	0	8	15	1	1	0	6	1	11	0	0
Kreuter	1.000	2	1	1	1	2	1	0	0	0	0	0	0	1	0	0	0	0
Leyritz	.186	13	43	3	8	11	0	0	1	3	0	1	0	5	0	11	0	0
Murray	.220	45	159	13	35	51	7	0	3	15	0	3	0	13	0	24	1	0
Palmeiro	.313	11	16	4	5	7	0	1	0	1	0	1	0	1	1	1	0	0
Phillips	.245	26	110	17	27	36	6	0	1	14	1	2	0	13	1	19	1	3
Salmon	.214	4	14	3	3	7	1	0	1	1	0	0	0	4	0	2	0	0
Turner	.000	1	1	0	0	0	0	0	0	0	0	0	0	0	0	0	0	0
TOTALS	.237	154	595	78	141	213	25	1	15	62	3	9	3	72	4	107	13	6

1997 ANGELS PITCHING

PITCHER	W-L	ERA	G	GS	CG	SHO	SV	IP	H	R	ER	HR	HB	BB	IB	SO	WP	BK
Bovee	0-0	5.40	3	0	0	0	0	3.1	3	2	2	1	0	1	0	5	0	0
Cadaret	0-0	3.29	15	0	0	0	0	13.2	11	5	5	1	2	8	2	11	3	0
Chavez	0-0	0.93	7	0	0	0	0	9.2	7	1	1	1	0	5	1	10	0	0
DeLucia	6-4	3.61	33	0	0	0	3	42.1	29	18	17	5	1	27	2	42	1	0
Dickson	13-9	4.29	33	32	2	1	0	203.2	236	111	97	32	7	56	3	115	4	1
Finley	13-6	4.23	25	25	3	1	0	164	152	79	77	20	5	65	0	155	10	2
Gross	2-1	6.75	12	3	0	0	0	25.1	30	20	19	4	1	20	1	20	2	1
Gubicza	0-1	25.07	2	2	0	0	0	4.2	13	13	13	2	0	3	0	5	0	0
Harris	5-4	3.62	61	0	0	0	0	79.2	82	33	32	7	2	38	6	56	3	0
Hasegawa	3-7	3.93	50	7	0	0	0	116.2	118	60	51	14	3	46	6	83	2	1
Hill	4-4	3.65	12	12	1	0	0	79	65	34	32	8	1	39	3	38	2	0
Holtz	3-4	3.32	66	0	0	0	2	43.1	38	21	16	7	2	15	4	40	1	0
James	5-5	4.31	58	0	0	0	7	62.2	69	32	30	3	5	28	4	57	1	0
Langston	2-4	5.85	9	9	0	0	0	47.2	61	34	31	8	0	29	1	30	1	0
May	2-1	5.23	29	2	0	0	0	51.2	56	31	30	6	0	25	2	42	2	0
McElroy	0-0	3.45	13	0	0	0	0	15.2	17	7	6	2	0	3	1	18	0	0
Percival	5-5	3.46	55	0	0	0	27	52	40	20	20	6	4	22	2	72	5	0
Perisho	0-2	6.00	11	8	0	0	0	45	59	34	30	6	3	28	0	35	5	2
Springer	9-9	5.18	32	28	3	1	0	194.2	199	118	112	32	10	73	0	75	7	0
Watson	12-12	4.93	35	34	0	0	0	199	220	121	109	37	8	73	0	141	8	2
Williams	0-0	0.00	1	0	0	0	0	1	1	0	0	0	0	1	0	0	0	0
TOTALS	84-78	4.52	162	162	9	5	39	1454.2	1506	794	730	202	54	605	34	1050	57	9
OPP.	78-84	4.62	162	162	10	5	42	1451.2	1531	829	745	161	45	617	37	953	70	11

WIN STREAK: 10, July 5-17

LOSING STREAK: 5, May 6-11; June 13-18; Sept. 1-6



YEAR BY YEAR STATISTICAL REVIEW

1998 ANGELS BATTING

PLAYER	AVG	G	AB	R	H	TB	2B	3B	HR	RBI	SH	SF	HP	BB	IBB	SO	SB	CS	
Anderson	.294	156	622	62	183	283	41	7	15	79	3	3	1	29	8	80	8	3	
Baughman	.255	63	196	24	50	64	9	1	1	20	5	3	1	6	0	36	10	4	
Bolick	.156	21	45	3	7	12	2	0	1	2	0	0	0	11	0	8	0	0	
Dickson	.000	27	4	1	0	0	0	0	0	0	0	0	0	1	0	3	0	0	
DiSarcina	.287	157	551	73	158	212	39	3	3	56	12	3	8	21	0	51	11	7	
Edmonds	.307	154	599	115	184	303	42	1	25	91	1	1	1	57	7	114	7	5	
Erstad	.296	133	537	84	159	261	39	3	19	82	1	3	6	43	7	77	20	6	
Felder	.241	103	381	48	92	161	16	1	17	68	0	3	3	52	1	98	0	1	
Finley	.000	34	4	0	0	0	0	0	0	0	0	0	0	0	0	3	0	0	
Garcia	.143	19	35	4	5	6	1	0	0	1	0	1	0	1	3	0	11	2	0
Glaus	.218	48	165	19	36	48	9	0	1	23	0	2	0	15	0	51	1	0	
Greene	.254	29	71	3	18	25	4	0	1	7	0	0	0	2	0	20	0	0	
Hill	.000	19	1	0	0	0	0	0	0	0	0	0	0	0	0	0	0	0	
Hollins	.242	101	363	60	88	141	16	2	11	39	2	2	7	44	2	69	11	3	
Jefferies	.347	19	72	7	25	34	6	0	1	10	0	0	0	0	0	5	1	0	
Johnson	.071	10	14	1	1	1	0	0	0	0	0	0	0	0	0	6	0	0	
Kreuter	.143	3	7	1	1	2	1	0	0	0	0	0	0	1	0	4	0	0	
Martin	.215	79	195	20	42	47	2	0	1	13	3	2	0	6	0	29	3	1	
Mashore	.235	43	98	13	23	35	6	0	2	11	1	0	3	9	0	22	1	0	
Molina	.000	2	1	0	0	0	0	0	0	0	0	0	0	0	0	0	0	0	
Nevin	.228	75	237	27	54	88	8	1	8	27	0	2	5	17	0	67	0	0	
O'Brien	.182	5	11	1	2	2	0	0	0	0	0	0	0	1	0	2	0	0	
Olivares	.000	40	2	1	0	0	0	0	0	0	0	0	0	1	0	1	0	0	
Palmeiro	.321	75	165	28	53	64	7	2	0	21	7	0	0	20	1	11	5	4	
Pritchett	.288	31	80	12	23	33	2	1	2	8	0	0	0	4	0	16	2	0	
Salmon	.300	136	463	84	139	247	28	1	26	88	0	10	3	90	5	100	0	1	
Shiple	.259	77	147	18	38	53	7	1	2	17	4	1	5	5	0	22	0	4	
Sparks	.000	22	1	0	0	0	0	0	0	0	0	1	0	1	0	0	0	0	
Velarde	.261	51	188	29	49	76	13	1	4	26	0	1	1	34	0	42	7	2	
Walbeck	.257	108	338	41	87	124	15	2	6	46	5	5	2	30	0	68	1	1	
Washburn	.000	15	1	0	0	0	0	0	0	2	0	0	0	0	0	1	0	0	
Williams	.361	29	36	7	13	17	1	0	1	5	1	0	1	7	0	11	3	3	
PITCHERS	.000	8	12	2	0	0	0	0	0	0	3	0	0	3	0	7	0	0	
TOTALS	.272	162	5630	787	1530	2339	314	27	147	739	49	41	48	510	31	1028	93	45	
OPP.	.267	162	5548	783	1481	2346	327	23	164	734	44	57	47	630	23	1091	156	65	

1998 ANGELS DESIGNATED HITTERS

PLAYER	AVG	G	AB	R	H	TB	2B	3B	HR	RBI	SH	SF	HP	BB	IBB	SO	SB	CS
Baughman	.000	1	0	0	0	0	0	0	0	0	1	0	0	0	0	0	0	1
Bolick	.167	9	18	2	3	5	2	0	0	0	0	0	0	5	0	3	0	0
Erstad	.556	2	9	2	5	11	0	0	2	2	0	0	0	0	0	1	0	0
Felder	.248	31	109	15	27	47	6	1	4	20	0	1	20	0	35	0	0	0
Garcia	.000	3	0	1	0	0	0	0	0	0	0	0	0	0	0	0	0	0
Greene	.000	4	9	0	0	0	0	0	0	0	0	0	0	2	0	4	0	0
Hollins	.333	2	6	1	2	2	0	0	0	0	0	0	0	0	0	0	1	0
Johnson	.000	2	4	0	0	0	0	0	0	0	0	0	0	0	0	1	0	0
Martin	.333	10	3	2	1	1	0	0	0	1	0	0	0	0	0	0	0	0
Mashore	.000	7	0	2	0	0	0	0	0	0	0	0	0	0	0	0	0	0
Nevin	.333	3	3	0	1	1	0	0	0	0	0	2	0	0	0	1	0	0
Palmeiro	.500	3	2	1	1	2	1	0	0	1	0	0	0	0	0	0	0	0
Salmon	.304	111	398	69	121	207	27	1	19	75	0	10	2	73	5	82	0	1
Shiple	.000	1	0	0	0	0	0	0	0	0	0	0	0	0	0	0	0	0
Walbeck	.500	2	2	0	1	1	0	0	0	0	0	0	0	0	0	1	0	0
Williams	.500	2	2	0	1	1	0	0	0	0	0	0	0	1	0	0	1	0
TOTALS	.288	154	565	95	163	278	36	2	25	100	1	10	5	101	5	128	2	2

1998 ANGELS PITCHING

PITCHER	W-L	ERA	G	GS	CG	SHO	SV	IP	H	R	ER	HR	HB	BB	IB	SO	WP	BK
Cadaret	1-2	4.14	39	0	0	0	1	37	38	17	17	6	3	15	0	37	5	0
DeLucia	2-6	4.27	61	0	0	0	3	71.2	56	36	34	10	3	46	5	73	8	1
Dickson	10-10	6.05	27	18	0	0	0	122	147	89	82	17	6	41	1	61	6	0
Fetters	1-2	5.56	12	0	0	0	0	11.1	14	8	7	2	0	4	0	9	3	0
Finley	11-9	3.39	34	34	1	1	0	223.1	210	97	84	20	6	109	1	212	8	0
Harris	3-1	4.35	49	0	0	0	0	60	55	32	29	7	0	23	4	34	2	0
Hasegawa	8-3	3.14	61	0	0	0	5	97.1	86	37	34	14	2	32	2	73	5	2
Hill	9-6	4.98	19	19	0	0	0	103	123	60	57	6	3	47	0	57	3	0
Holtz	2-2	4.75	53	0	0	0	1	30.1	33	16	16	0	1	15	1	29	4	0
James	0-0	1.93	11	0	0	0	0	14	10	3	3	0	0	7	0	12	0	0
Juden	1-3	6.75	8	6	0	0	0	40	33	32	30	7	2	18	0	39	4	0
McDowell	5-3	5.09	14	14	0	0	0	76	96	45	43	11	1	19	1	45	2	0
Olivares	9-9	4.03	37	26	1	0	0	183	189	92	82	19	5	91	1	112	5	0
Percival	2-7	3.65	67	0	0	0	42	66.2	45	31	27	5	3	37	4	87	3	0
Robertson	0-0	15.88	5	0	0	0	0	5.2	11	11	10	3	0	2	0	3	0	0
Sparks	9-4	4.34	22	20	0	0	0	128.2	130	66	62	14	5	58	0	90	6	0
Washburn	6-3	4.62	15	11	0	0	0	74	70	40	38	11	3	27	1	48	0	0
Watson	6-7	6.04	28	14	1	0	0	92.1	122	67	62	12	3	34	0	64	6	1
Wilson	0-0	3.52	15	0	0	0	0	7.2	4	3	0	1	5	2	6	0	0	0
TOTALS	85-77	4.49	162	162	3	5	52	1444	1481	783	720	164	47	630	23	91	70	4
OPP.	77-85	4.48	162	162	9	6	31	1437.2	1530	787	716	147	48	510	31	28	55	3

WIN STREAK: 9, May 31-June

LOSING STREAK: 6, July 1-9

CLUB HISTORY

YEAR BY YEAR STATISTICAL REVIEW



1999 ANGELS BATTING

PLAYER	AVG	G	AB	R	H	TB	2B	3B	HR	RBI	SH	SF	HP	BB	IBB	SO	SB	CS
Anderson, G.	.303	157	620	88	188	291	36	2	21	80	0	6	0	34	8	81	3	4
Belcher, T.	.200	24	5	0	1	2	1	0	0	0	0	0	0	0	0	2	0	0
Colangelo, M.	.500	1	2	0	1	1	0	0	0	0	0	0	0	1	0	0	0	0
DaVanon, J.	.200	7	20	4	4	9	0	1	1	4	0	1	1	2	0	7	0	1
Decker, S.	.238	28	63	5	15	21	6	0	0	5	1	1	1	13	0	9	0	0
DiSarcina, G.	.229	81	271	32	62	74	7	1	1	29	9	1	2	15	0	32	2	2
Durrington, T.	.180	43	122	14	22	24	2	0	0	2	5	0	0	9	0	28	4	3
Edmonds, J.	.250	55	204	34	51	87	17	2	5	23	0	1	0	28	0	45	5	4
Erstad, D.	.253	142	585	84	148	219	22	5	13	53	2	3	1	47	3	101	13	7
Finley, C.	.000	33	4	0	0	0	0	0	0	1	0	0	0	0	0	3	0	0
Glaus, T.	.240	154	551	85	132	248	29	0	29	79	0	3	6	71	1	143	5	1
Greene, T.	.243	97	321	36	78	140	20	0	14	42	0	2	3	12	0	63	1	4
Hemphill, B.	.143	12	21	3	3	3	0	0	0	2	1	1	0	4	0	4	0	0
Hill, K.	.000	26	3	0	0	0	0	0	0	0	0	0	0	0	0	0	0	0
Huson, J.	.262	97	225	21	59	68	7	1	0	18	1	3	0	16	0	27	10	1
Luke, M.	.300	18	30	4	9	18	0	0	3	6	0	0	0	2	0	10	0	0
Molina, B.	.257	31	101	8	26	34	5	0	1	10	0	0	2	6	0	6	0	1
O'Brien, C.	.097	27	62	3	6	9	0	0	1	4	1	1	2	1	0	12	0	0
Oliveros, O.	.333	20	6	0	2	3	1	0	0	1	0	0	0	0	1	0	0	0
Palmeiro, O.	.278	109	317	46	88	105	12	1	1	23	6	3	6	39	1	30	5	5
Pritchett, C.	.156	20	45	3	7	11	1	0	1	2	1	1	0	2	0	9	1	1
Salmon, T.	.266	98	353	60	94	173	24	2	17	69	0	6	0	63	2	82	4	1
Sheets, A.	.197	87	244	22	48	67	10	0	3	29	6	5	0	14	0	59	1	2
Silvestri, D.	.091	3	11	0	1	2	1	0	0	1	0	0	0	0	0	1	0	0
Sparks, S.	.333	29	3	0	1	2	1	0	0	2	0	0	0	0	1	0	0	0
Unroe, T.	.241	27	54	5	13	18	2	0	1	6	0	0	1	4	0	16	0	0
Vaughn, M.	.281	139	524	63	147	266	20	0	33	108	0	3	11	54	7	127	0	0
Velarde, R.	.306	95	376	57	115	165	15	4	9	48	2	0	4	43	1	56	13	4
Walbeck, M.	.240	107	288	26	69	88	8	1	3	22	3	1	3	26	1	46	2	3
Williams, R.	.222	30	63	8	14	22	1	2	1	6	1	1	1	5	0	21	2	1
PITCHERS	.190	9	21	0	4	7	3	0	0	2	2	0	0	0	0	7	0	0
TOTALS	.256	162	5494	711	1404	2170	248	22	158	673	41	42	43	511	24	1022	71	45
OPP.	.269	162	5477	826	1472	2338	285	25	177	787	36	65	56	624	17	877	103	62

1999 ANGELS DESIGNATED HITTERS

PLAYER	AVG	G	AB	R	H	TB	2B	3B	HR	RBI	SH	SF	HP	BB	IBB	SO	SB	CS
Anderson, G.	.500	4	16	1	8	10	2	0	0	1	0	0	0	2	0	1	0	0
DaVanon, J.	.000	2	3	1	0	0	0	0	0	0	0	0	0	0	0	3	0	0
Decker, S.	.143	3	7	0	1	1	0	0	0	0	0	0	0	1	0	2	0	0
Durrington, T.	.000	1	0	0	0	0	0	0	0	0	0	0	0	0	0	0	0	0
Edmonds, J.	.250	9	36	6	9	13	4	0	0	3	0	0	0	2	0	8	3	0
Erstad, D.	.000	2	8	0	0	0	0	0	0	0	0	0	0	1	0	2	1	0
Glaus, T.	.000	1	4	1	0	0	0	0	0	0	0	0	0	1	0	0	0	0
Greene, T.	.236	44	161	18	38	69	10	0	7	25	0	1	1	6	0	33	0	0
Huson, J.	.273	7	11	2	3	4	1	0	0	4	0	0	0	0	0	4	0	0
Palmeiro, O.	.303	10	33	1	10	11	1	0	0	2	1	0	1	5	0	1	1	1
Pritchett, C.	.167	5	12	0	2	2	0	0	0	0	0	0	0	1	0	1	0	0
Salmon, T.	.042	7	24	3	1	4	0	0	1	5	0	0	0	7	0	6	0	0
Unroe, T.	.222	8	9	1	2	2	0	0	0	1	0	0	1	0	0	2	0	0
Vaughn, M.	.292	67	260	31	76	150	11	0	21	64	0	1	4	24	4	53	0	0
Walbeck, M.	.500	1	2	1	1	1	0	0	0	0	0	0	0	1	0	0	0	0
Williams, R.	.250	3	4	0	1	1	0	0	0	1	0	0	0	0	0	2	0	0
TOTALS	.258	153	590	66	152	268	29	0	29	106	1	2	7	51	4	118	5	1

1999 ANGELS PITCHING

PITCHER	W-L	ERA	G	GS	CG	SHO	SV	IP	H	R	ER	HR	HB	BB	IB	SO	WP	BK
Alvarez, J.	0-1	3.00	8	0	0	0	0	3	1	1	1	0	0	4	0	4	1	0
Belcher, T.	6-8	6.73	24	24	0	0	0	132.1	168	104	99	27	5	46	0	52	7	1
Cooper, B.	1-1	4.88	5	5	0	0	0	27.2	23	15	15	3	4	18	0	15	0	0
Finley, C.	12-11	4.43	33	33	1	0	0	213.1	197	117	105	23	8	94	2	200	15	0
Fyhrie, M.	0-4	5.05	16	7	0	0	0	51.2	61	32	29	8	0	21	1	26	0	0
Hasegawa, S.	4-6	4.91	64	1	0	0	2	77	80	45	42	14	2	34	2	44	4	0
Hill, K.	4-11	4.77	26	22	0	0	0	128.1	129	72	68	14	4	76	1	76	5	0
Holtz, M.	2-3	8.06	28	0	0	0	0	22.1	26	20	20	3	2	15	1	17	3	0
Levine, A.	1-1	3.39	50	1	0	0	0	85	76	40	32	13	3	29	2	37	3	0
Magnante, M.	5-2	3.38	53	0	0	0	0	69.1	68	30	26	2	3	29	4	44	3	1
McDowell, J.	0-4	8.05	4	4	0	0	0	19	31	17	17	4	2	5	0	12	0	0
Mintz, S.	0-0	3.60	3	0	0	0	0	5	8	2	2	1	0	2	0	2	0	0
Oliveros, O.	8-9	4.05	20	20	3	0	0	131	135	62	59	11	6	49	0	49	4	0
Ortiz, R.	2-3	6.52	9	9	0	0	0	48.1	50	35	35	7	2	25	0	44	2	2
Percival, T.	4-6	3.79	60	0	0	0	31	57	38	24	24	9	3	22	0	58	3	0
Petkovsek, M.	10-4	3.47	64	0	0	0	1	83	85	37	32	6	2	21	2	43	3	1
Pote, L.	1-1	2.15	20	0	0	0	3	29.1	23	9	7	1	0	12	1	20	1	0
Schoeneweis, S.	1-1	5.49	31	0	0	0	0	39.1	47	27	24	4	0	14	1	22	1	0
Sparks, S.	5-11	5.42	28	26	0	0	0	147.2	165	101	89	21	9	82	0	73	8	0
Washburn, J.	4-5	5.25	16	10	0	0	0	61.2	61	36	36	6	1	26	0	39	2	0
TOTALS	70-92	4.79	162	162	4	7	37	1431.1	1472	826	762	177	56	624	17	877	65	5
OPP.	92-70	4.06	162	162	14	11	50	1441.1	1404	711	650	158	43	511	24	1022	41	5

WIN STREAK: 5, Sept. 12-15; Sept. 29-Oct. 3

LOSING STREAK: 11, July 16-26





YEAR BY YEAR STATISTICAL REVIEW

2000 ANGELS BATTING

PLAYER	AVG	G	AB	R	H	TB	2B	3B	HR	RBI	SH	SF	HP	BB	IBB	SO	SB	CS
Anderson, G.	.286	159	647	92	185	336	40	3	35	117	1	9	0	24	5	87	7	6
Baughman, J.	.227	16	22	4	5	7	2	0	0	0	0	0	0	1	0	2	3	0
Bottenfield, K.	.667	21	3	1	2	2	0	0	0	0	0	0	0	0	0	1	0	0
Clemente, E.	.218	46	78	4	17	19	2	0	0	5	1	0	1	0	0	27	0	1
Cooper, B.	.000	15	4	0	0	0	0	0	0	0	0	0	0	0	0	3	0	0
DiSarcina, G.	.395	12	38	6	15	20	2	0	1	11	2	0	1	1	0	3	0	1
Durrington, T.	.000	4	3	0	0	0	0	0	0	0	0	0	0	0	0	0	0	0
Erstad, D.	.355	157	676★	121	240★	366	39	6	25	100	2	4	1	64	9	82	28	8
Etherton, S.	.000	11	2	1	0	0	0	0	0	0	0	0	0	1	0	0	0	0
Gant, R.	.232	34	82	15	19	42	3	1	6	16	0	1	0	20	0	18	1	2
Gil, B.	.239	110	301	28	72	106	14	1	6	23	5	2	5	30	0	59	10	6
Glaus, T.	.284	159	563	120	160	340	37	1	47★	102	0	1	2	112	6	163	14	11
Hasegawa, S.	.000	66	1	0	0	0	0	0	0	0	0	0	0	0	0	0	0	0
Hill, K.	.333	16	3	0	1	1	0	0	0	1	0	0	0	0	0	0	0	0
Johnson, K.	.500	6	4	2	2	2	0	0	0	1	0	0	0	2	0	0	0	0
Kennedy, A.	.266	156	598	82	159	241	33	11	9	72	8	4	3	28	5	73	22	8
Luuloa, K.	.333	6	18	3	6	6	0	0	0	0	0	0	0	1	0	1	0	0
Molina, B.	.281	130	473	59	133	199	20	2	14	71	4	7	6	23	0	33	1	0
Palmeiro, O.	.300	108	243	38	73	97	20	2	0	25	10	3	2	38	0	20	4	1
Salmon, T.	.290	158	568	108	165	307	36	2	34	97	0	2	6	104	5	139	0	2
Schoeneweis, S.	.333	27	3	0	1	1	0	0	0	1	0	0	0	0	0	0	0	0
Spiezo, S.	.242	123	297	47	72	138	11	2	17	49	1	4	3	40	2	56	1	2
Stocker, K.	.197	70	229	21	45	64	13	3	0	16	8	1	2	32	0	54	0	3
Vaughn, M.	.272	161	614	93	167	306	31	0	36	117	0	5	14	79	11	181★	2	0
Walbeck, M.	.199	47	146	17	29	52	5	0	6	12	1	0	1	7	0	22	0	1
Washburn, J.	.333	14	3	0	1	1	0	0	0	2	2	0	0	1	0	0	0	0
Wooten, S.	.556	7	9	2	5	6	1	0	0	1	0	0	0	0	0	0	0	0
PITCHERS	.263	12	19	2	5	5	0	0	0	3	3	0	0	2	0	4	0	0
TOTALS	.280	162	5628	864	1574	2659	309	34	236	837	47	43	47	608	43	1024	93	52
OPP.	.273	162	5609	869	1534	2540	276	23	228	831	40	53	36	662	44	846	101	56

2000 ANGELS DESIGNATED HITTERS

PLAYER	AVG	G	AB	R	H	TB	2B	3B	HR	RBI	SH	SF	HP	BB	IBB	SO	SB	CS
Anderson, G.	.300	10	40	4	12	20	2	0	2	10	0	0	0	1	0	5	0	0
Baughman, J.	.000	4	2	1	0	0	0	0	0	0	0	0	0	0	0	0	1	0
Erstad, D.	.407	20	91	19	37	56	4	0	5	18	0	0	0	6	1	8	5	2
Palmeiro, O.	.180	19	50	4	9	9	0	0	0	4	1	0	1	5	0	3	0	0
Salmon, T.	.287	33	115	23	33	55	7	0	5	15	0	0	2	28	0	18	0	0
Spiezo, S.	.224	50	161	19	36	61	7	0	6	16	0	1	3	27	2	27	1	1
Vaughn, M.	.260	14	50	9	13	23	4	0	2	9	0	0	1	7	0	17	0	0
Walbeck, M.	.000	1	2	0	0	0	0	0	0	0	0	0	0	0	0	1	0	0
TOTALS	.275	153	578	93	159	264	27	0	26	81	1	1	7	86	3	96	8	5

2000 ANGELS PITCHING

PITCHER	W	L	ERA	G	GS	CG	SHO	GF	SV	IP	H	R	ER	HR	HB	BB	IBB	SO	WP	BK	AVG	OPP
Alvarez, J.	0	0	13.50	11	0	0	0	3	0	6.0	14	9	9	3	0	7	1	2	1	0	.467	
Belcher, T.	4	5	6.86	9	9	1	0	0	0	40.2	45	31	31	8	2	22	1	22	1	1	.281	
Bottenfield, K.	7	8	5.71	21	21	0	0	0	0	127.2	144	82	81	25	3	56	4	75	1	0	.285	
Cooper, B.	4	8	5.90	15	15	1	1	0	0	87.0	105	66	57	18	2	35	1	36	1	0	.300	
Dickson, J.	2	2	6.11	6	6	0	0	0	0	28.0	39	20	19	5	1	7	0	18	0	0	.336	
Etherton, S.	5	1	5.52	11	11	0	0	0	0	60.1	68	38	37	16	1	22	0	32	2	0	.278	
Fyhrie, M.	0	0	2.39	32	0	0	0	7	0	52.2	54	14	14	4	0	15	4	43	0	0	.269	
Hasegawa, S.	10	6	3.57	66	0	0	0	26	9	95.2	100	43	38	11	2	38	6	59	2	1	.270	
Hill, K.	5	7	6.52	16	16	0	0	0	0	78.2	102	59	57	16	2	53	1	50	6	0	.323	
Hinchliffe, B.	0	0	5.40	2	0	0	0	0	0	1.2	1	1	1	0	0	1	0	0	0	0	.167	
Holtz, M.	3	3	5.05	61	0	0	0	6	0	41.0	37	26	23	4	2	18	2	40	1	0	.248	
Karl, S.	2	2	6.65	6	4	0	0	0	0	21.2	31	21	16	2	0	12	0	9	2	0	.337	
Levine, A.	3	4	3.87	51	5	0	0	12	2	95.1	98	44	41	10	2	49	5	42	1	0	.266	
Mercker, K.	1	3	6.52	11	7	0	0	2	0	48.1	57	35	35	12	2	29	3	30	2	0	.300	
Ortiz, R.	8	6	5.09	18	18	2	0	0	0	111.1	96	69	63	18	2	55	0	73	7	4	.236	
Percival, T.	5	5	4.50	54	0	0	0	45	32	50.0	42	27	25	7	2	30	4	49	1	0	.228	
Petkovsek, M.	4	5	4.22	64	1	0	0	21	2	81.0	86	39	38	8	3	23	6	31	3	0	.277	
Pote, L.	1	1	3.40	32	1	0	0	12	1	50.1	52	23	19	4	0	17	1	44	3	0	.276	
Schoeneweis, S.	7	10	5.45	27	27	1	1	0	0	170.0	183	112	103	21	6	67	2	78	4	3	.267	
Turnbow, D.	0	0	4.74	24	1	0	0	16	0	38.0	36	21	20	7	2	36	0	25	3	1	.254	
Ward, B.	0	0	5.63	7	0	0	0	2	0	8.0	8	6	5	1	0	2	0	3	2	0	.235	
Washburn, J.	7	2	3.74	14	14	0	0	0	0	84.1	64	38	35	16	1	37	0	49	1	0	.215	
Weaver, E.	0	2	6.87	17	0	0	0	4	0	18.1	20	16	14	5	0	16	1	8	1	0	.267	
Weber, B.	1	0	1.84	10	0	0	0	1	0	14.2	12	6	3	0	0	2	1	8	1	0	.214	
Wise, M.	3	3	5.54	8	6	0	0	0	0	37.1	40	23	23	7	1	13	1	20	1	0	.272	
TOTALS	82	80	5.00	162	162	5	3	157	46	1448.0	1534	869	805	228	36	662	44	846	47	10	.273	
OPP.	80	82	5.11	162	162	10	5	152	33	1445.1	1574	864	820	236	47	608	43	1024	45	2	.280	

WIN STREAK: 4, July 6-9; Sept. 12-16

LOSING STREAK: 6, Aug. 30-Sept. 5

YEAR BY YEAR STATISTICAL REVIEW



2001 ANGELS BATTING

PLAYER	AVG	G	AB	R	H	TB	2B	3B	HR	RBI	SH	SF	HP	BB	IBB	SO	SB	CS
Anderson, G.	.289	161	672	83	194	321	39	2	28	123	0	5	0	27	4	100	13	6
Barnes, L.	.100	14	40	2	4	7	0	0	1	2	0	0	0	1	0	9	0	0
Burke, J.	.200	5	5	1	1	1	0	0	0	0	0	0	0	0	0	2	0	0
DaVanon, J.	.193	34	88	7	17	36	2	1	5	9	0	1	0	11	0	29	1	3
Eckstein, D.	.285	148	582	82	166	208	26	2	4	41	16*	2	21*	43	0	60	29	4
Erstad, D.	.258	157	631	89	163	227	35	1	9	63	1	7	10	62	7	113	24	10
Fabregas, J.	.223	47	148	9	33	47	4	2	2	16	4	2	0	3	0	15	0	0
Fernandez, J.	.080	11	25	1	2	3	1	0	0	0	0	0	0	2	0	10	0	1
Gil, B.	.296	92	260	33	77	124	15	4	8	39	2	2	0	14	0	57	3	4
Glaus, T.	.250	161	588	100	147	312	38	2	41	108	0	7	6	107	7	158	10	3
Hill, G.	.136	16	66	4	9	12	0	0	1	2	0	0	0	0	0	20	0	0
Holtz, M.	.000	1	0	0	0	0	0	0	0	0	0	0	0	0	0	0	0	0
Joyner, W.	.243	51	148	14	36	52	5	1	3	14	0	0	0	13	0	18	1	1
Kennedy, A.	.270	136	478	48	129	178	25	3	6	40	7	9	11	27	3	71	12	7
Molina, B.	.262	96	325	31	85	114	11	0	6	40	2	4	8	16	3	51	0	1
Molina, J.	.270	13	37	8	10	19	3	0	2	4	2	0	0	3	0	8	0	0
Nieves, J.	.245	23	53	5	13	24	3	1	2	3	2	0	2	2	0	20	0	1
Ortiz, R.	.000	2	7	0	0	0	0	0	0	0	0	0	0	0	0	2	0	0
Palmeiro, O.	.243	95	230	29	56	74	10	1	2	23	7	5	3	25	2	24	6	6
Rapp, P.	.000	2	5	0	0	0	0	0	0	0	0	0	0	0	0	2	0	0
Salmon, T.	.227	137	475	63	108	182	21	1	17	49	0	2	8	96	4	121	9	3
Schoeneweis, S.	.000	1	0	0	0	0	0	0	0	0	0	0	0	2	0	0	0	0
Spiezio, S.	.271	137	457	57	124	200	29	4	13	54	3	4	5	34	4	65	5	2
Valdez, I.	.200	2	5	0	1	1	0	0	0	0	0	0	0	0	0	2	1	0
Washburn, J.	.600	2	5	1	3	3	0	0	0	0	0	0	0	1	0	2	0	0
Weber, B.	.000	1	0	0	0	0	0	0	0	0	0	0	0	0	0	0	0	0
Wooten, S.	.312	73	221	24	69	103	8	1	8	32	0	3	3	5	0	42	2	0
PITCHERS	.182	11	22	1	4	4	0	0	0	0	0	0	0	3	0	8	1	0
TOTALS	.261	162	5551	691	1447	2248	275	26	158	662	46	53	77	494	34	1001	116	52
OPP.	.263	162	5529	730	1452	2279	285	19	168	697	37	39	64	525	47	947	109	59

2001 ANGELS DESIGNATED HITTERS

PLAYER	AVG	G	AB	R	H	TB	2B	3B	HR	RBI	SH	SF	HP	BB	IBB	SO	SB	CS
Anderson, G.	.308	12	52	3	16	25	3	0	2	10	0	0	0	0	0	13	0	0
Burke, J.	1.000	1	1	1	1	1	0	0	0	0	0	0	0	0	0	0	0	0
Eckstein, D.	.232	14	56	2	13	14	1	0	0	5	2	0	3	6	0	8	4	0
Erstad, D.	.000	4	15	0	0	0	0	0	0	0	0	0	0	3	0	6	1	1
DaVanon, J.	.182	6	11	1	2	5	0	0	1	2	0	0	0	1	0	5	0	1
Fernandez, J.	.095	7	21	1	2	3	1	0	0	0	0	0	0	2	0	7	0	1
Gil, B.	.172	14	29	0	5	5	0	0	0	2	0	1	0	3	0	9	0	1
Glaus, T.	.143	2	7	1	1	1	0	0	0	1	0	0	0	2	0	1	1	0
Hill, G.	.136	16	66	4	9	12	0	0	1	2	0	0	0	0	0	20	0	0
Joyner, W.	.246	9	26	3	9	13	1	9	1	3	0	0	0	5	0	5	0	1
Kennedy, A.	.267	5	15	0	4	5	1	0	0	1	1	0	0	1	0	5	0	0
Molina, B.	.333	1	3	0	1	1	0	0	0	0	0	0	0	0	0	1	0	0
Nieves, J.	.500	4	2	0	1	1	0	0	0	0	0	0	0	0	0	0	0	0
Palmeiro, O.	.208	30	77	8	16	18	2	0	0	11	2	3	0	12	1	8	1	2
Salmon, T.	.222	12	45	6	10	21	2	0	3	7	0	0	0	7	3	13	0	0
Spiezio, S.	.164	20	55	5	9	11	2	0	0	5	0	1	1	5	1	8	0	0
Wooten, S.	.242	27	91	5	22	27	5	0	0	7	0	1	2	1	0	23	1	0
TOTALS	.212	153	572	40	121	163	18	0	8	56	5	6	6	48	5	132	8	7

2001 ANGELS PITCHING

PITCHER	W	L	ERA	G	GS	SHO	GF	SV	IP	H	R	ER	HR	HB	BB	IB	SO	WP	BK	OPP AVG
Borland, T.	0	1	10.80	2	0	0	1	0	3.1	8	5	4	1	0	0	0	0	0	0	.471
Cooper, B.	0	1	2.63	7	1	0	5	0	13.2	10	5	4	2	0	4	0	7	0	0	.200
Green, S.	0	0	3.00	1	1	0	0	0	6.0	4	2	2	0	0	6	0	4	2	0	.190
Hasegawa, S.	5	6	4.04	46	0	0	10	0	55.2	52	28	25	5	2	20	5	41	2	0	.248
Holtz, M.	1	2	4.86	63	0	0	11	0	37.0	40	24	20	5	2	15	4	38	5	0	.274
Levine, A.	8	10	2.38	64	1	0	0	21	2	75.2	71	25	20	7	2	28	4	40	6	.257
Lukasiewicz, M.	0	2	6.04	24	0	0	11	0	22.1	21	17	15	6	2	9	2	25	2	0	.247
Miadich, B.	0	0	4.50	11	0	0	4	0	10.0	6	5	5	2	0	8	0	11	1	0	.182
Ortiz, R.	13	11	4.36	32	32	2	0	0	208.2	223	114	101	25	12	76	6	135	7	0	.274
Percival, T.	4	2	2.65	57	0	0	50	39	57.2	39	19	17	3	2	18	1	71	2	0	.187
Pote, L.	2	0	4.15	44	1	0	15	2	86.2	88	41	40	11	3	32	5	66	3	0	.258
Rapp, P.	5	12	4.76	31	28	1	0	1	170.0	169	96	90	20	2	71	2	82	4	0	.261
Schoeneweis, S.	10	11	5.08	32	32	1	0	0	205.1	227	122	116	21	14	77	2	104	4	1	.281
Shields, S.	0	0	0.00	8	0	0	6	0	11.0	8	1	0	0	1	7	0	2	0	0	.200
Valdez, I.	9	13	4.45	27	1	0	0	0	163.2	177	82	81	20	8	50	3	100	3	0	.277
Washburn, J.	11	10	3.77	30	30	1	0	0	193.1	196	89	81	25	7	54	4	126	3	0	.263
Weber, B.	6	2	3.42	56	0	0	19	0	68.1	66	28	26	4	5	31	8	40	0	1	.251
Wise, M.	1	4	4.38	11	9	0	2	0	49.1	47	27	24	11	2	18	1	50	0	0	.250
TOTALS	75	87	4.20	162	162	6	1	156	43	1437.2	1452	730	671	168	64	525	47	947	46	.263
OPP.	87	75	3.96	162	162	9	12	153	46	1444	1447	691	636	158	77	494	34	1001	58	.261

WIN STREAK: 6, July 16-22

LOSING STREAK: 7, June 28-July 4; Sept. 21-28; Sept. 30-Oct. 7

CLUB HISTORY





YEAR BY YEAR STATISTICAL REVIEW

2002 ANGELS BATTING

PLAYER	AVG	G	AB	R	H	TB	2B	3B	HR	RBI	SH	SF	HP	BB	IBB	SO	SB	CS
Amezaga, A.	.538	12	13	3	7	9	2	0	0	2	0	0	0	0	0	1	1	0
Anderson, G.	.306	158	638	93	195	344	56★	3	29	123	0	10	0	30	11	80	6	4
Appier, K.	.000	32	2	0	0	0	0	0	0	2	0	0	0	0	0	2	0	0
Bellinger, C.	.000	2	1	0	0	0	0	0	0	0	0	0	0	0	0	1	0	0
DaVanon, J.	.167	16	30	3	5	11	3	0	1	4	1	0	0	2	0	6	1	0
Deckstein, D.	.293	152	608	107	178	236	22	6	8	63	14★	8	27★	45	0	44	21	13
Erstad, D.	.283	150	625	99	177	243	28	4	10	73	5	4	2	27	4	67	23	3
Fabregas, J.	.193	35	88	8	17	18	1	0	0	8	2	0	0	6	1	6	0	0
Fasano, S.	.000	2	1	0	0	0	0	0	0	0	0	0	0	0	0	1	0	0
Figgins, C.	.167	15	12	6	2	3	1	0	0	1	0	0	0	0	0	5	2	1
Fullmer, B.	.289	130	429	75	124	228	35	6	19	59	0	3	15	32	6	44	10	3
Gil, B.	.285	61	130	11	37	56	8	1	3	20	2	2	0	5	0	33	2	1
Glaus, T.	.250	156	569	99	142	258	24	1	30	111	0	8	6	88	4	144	10	3
Kennedy, A.	.312	144	474	65	148	213	32	6	7	52	5	4	7	19	1	80	17	4
Molina, B.	.245	122	428	34	105	138	18	0	5	47	6	6	4	15	3	34	0	0
Molina, J.	.271	29	70	5	19	22	3	0	0	5	4	2	0	5	0	15	0	2
Nieves, J.	.289	45	97	17	28	30	2	0	0	6	1	0	0	2	0	14	1	1
Ochoa, A.	.277	37	65	8	18	31	7	0	2	10	0	0	0	10	0	5	2	2
Ortiz, R.	.000	32	7	0	0	0	0	0	0	0	0	0	0	0	0	3	0	0
Palmeiro, O.	.300	110	263	35	79	93	12	1	0	31	4	3	0	30	1	22	7	2
Ramirez, J.	.281	29	32	6	9	14	0	1	1	7	0	0	1	2	0	14	0	2
Salmon, T.	.286	138	483	84	138	243	37	1	22	88	0	7	7	71	3	102	6	3
Schoeneweis, S.	.000	54	2	0	0	0	0	0	0	0	0	0	0	0	0	2	0	0
Sele, A.	.500	26	2	0	1	1	0	0	0	0	0	0	0	0	0	1	0	0
Spiezio, S.	.285	153	491	80	140	214	34	2	12	82	3	6	4	67	7	52	6	7
Washburn, J.	.200	32	5	0	1	1	0	0	0	0	0	0	0	0	0	3	0	0
Wooten, S.	.292	49	113	13	33	50	8	0	3	19	0	1	1	6	1	24	2	0
PITCHERS	.111	10	18	0	2	2	0	0	0	2	0	0	0	0	0	11	0	0
TOTALS	.282	162	5678	851	1603	2456	333	32	152	811	49	64	74	462	42	805	117	51
OPP.	.247	162	5453	644	1345	2138	248	19	169	609	27	59	49	509	24	999	78	51

2002 ANGELS DESIGNATED HITTERS

PLAYER	AVG	G	AB	R	H	TB	2B	3B	HR	RBI	SH	SF	HP	BB	IBB	SO	SB	CS
Anderson, G.	.317	10	41	2	13	19	3	0	1	6	0	0	0	2	0	1	0	0
DaVanon, J.	.250	4	4	1	1	2	1	0	0	0	1	0	0	0	0	0	1	0
Erckstein, D.	.308	3	13	3	4	5	1	0	0	2	0	0	0	1	0	1	1	0
Erstad, D.	.188	4	16	0	3	4	1	0	0	1	1	0	0	1	0	2	1	0
Fullmer, B.	.277	93	328	54	91	166	27	6	12	48	0	3	11	22	2	34	7	2
Gil, B.	.438	10	16	3	7	16	1	1	2	6	0	0	0	1	0	4	0	0
Kennedy, A.	.200	1	5	1	1	1	0	0	0	0	0	0	0	0	0	0	0	0
Palmeiro, O.	.625	6	8	1	5	5	0	0	0	2	0	0	0	1	0	1	0	0
Salmon, T.	.256	25	82	18	21	43	7	0	5	11	0	0	2	14	0	20	1	1
Wooten, S.	.236	26	72	8	17	28	2	0	3	9	0	1	1	4	1	15	1	0
TOTALS	.279	153	585	91	163	289	43	7	23	85	2	4	14	66	3	78	12	3

2002 ANGELS PITCHING

PITCHER	W	L	ERA	G	GS	CG	GF	SV	SHO	IP	H	R	ER	HR	HB	BB	IB	SO	WP	BK	OPP	AVG
Appier, K.	14	12	3.92	32	32	0	0	0	0	188.1	191	89	82	23	7	64	2	132	7	0	.267	
Callaway, M.	2	1	4.19	6	6	0	0	0	0	34.1	31	20	16	4	3	11	0	23	2	0	.235	
Cook, D.	1	1	3.38	37	0	0	5	0	0	24.0	21	9	9	2	1	10	0	13	0	0	.241	
Donnelly, B.	1	1	2.17	46	0	0	11	1	0	49.2	32	13	12	2	2	19	3	54	1	0	.184	
Lackey, J.	9	4	3.66	18	1	0	0	0	0	108.1	113	52	44	10	4	33	0	69	7	2	.267	
Levine, A.	4	4	4.24	52	0	0	21	5	0	63.2	61	35	30	8	2	34	3	40	2	0	.253	
Lukasiewicz, M.	2	0	3.86	17	0	0	4	0	0	14.0	17	6	6	0	0	9	0	15	0	0	.298	
Ortiz, R.	15	9	3.77	32	32	4	0	0	1	217.1	188	97	91	40	5	68	0	162	7	3	.230	
Percival, T.	4	1	1.92	58	0	0	50	40	0	56.1	38	12	12	5	0	25	1	68	5	0	.188	
Pote, L.	0	2	3.22	31	0	0	13	0	0	50.1	33	20	18	7	3	26	2	32	3	0	.194	
Rodriguez, F.	0	0	0.00	5	0	0	4	0	0	5.2	3	0	0	0	1	2	1	13	0	0	.167	
Schoeneweis, S.	9	8	4.88	54	15	0	4	1	0	118.0	119	68	64	17	5	49	4	65	1	1	.264	
Sele, A.	8	9	4.89	26	26	1	0	0	1	160.0	190	92	87	21	7	49	2	82	5	0	.299	
Shields, S.	5	3	2.20	29	1	0	13	0	0	49.0	31	13	12	4	1	21	1	30	3	0	.188	
Wall, D.	0	0	6.43	17	0	0	8	0	0	21.0	17	15	15	3	1	7	1	13	2	0	.221	
Washburn, J.	18	6	3.15	32	32	1	0	0	0	206.0	183	75	72	19	3	59	1	139	5	1	.235	
Weber, B.	7	2	2.54	63	0	0	16	7	0	78.0	70	25	22	4	3	22	3	43	2	0	.249	
Wise, M.	0	0	3.24	7	0	0	0	0	0	8.1	7	3	3	0	1	1	0	6	0	0	.233	
TOTALS	99	63	3.69	162	162	7	155	54	14	1452.1	1345	644	595	169	49	509	24	999	52	7	.247	
OPP.	63	99	4.77	162	162	8	154	36	8	1437	1603	851	762	152	74	462	42	805	55	11	.282	

WIN STREAK: 10, Aug. 29-Sept. 8

LOSING STREAK: 6, Apr. 8-13

CLUB HISTORY



YEAR BY YEAR STATISTICAL REVIEW



2003 ANGELS BATTING

PLAYER	AVG	G	AB	R	H	TB	2B	3B	HR	RBI	SH	SF	HP	BB	IBB	SO	SB	CS
Amezaga, A.	.210	37	105	15	22	35	3	2	2	7	5	0	1	9	0	23	2	2
Anderson, G.	.315	159	638	80	201	345	49	4	29	116	0	4	0	31	10	83	6	3
DaVanon, J.	.282	123	330	56	93	147	16	1	12	43	4	5	1	42	0	59	17	5
Delgado, W.	.320	19	50	4	16	16	0	0	0	4	0	0	0	8	0	8	0	0
Durrington, T.	.143	12	14	5	2	2	0	0	0	1	0	0	0	3	0	0	1	1
Eckstein, D.	.252	120	452	59	114	147	22	1	3	31	10	4	15	36	0	45	16	5
Erstad, D.	.252	67	258	35	65	86	7	1	4	17	2	2	4	18	1	40	9	1
Figgins, C.	.296	71	240	34	71	88	9	4	0	27	6	4	0	20	0	38	13	7
Fullmer, B.	.306	63	206	32	63	103	9	2	9	35	0	1	2	26	4	31	5	4
Gil, B.	.192	62	125	12	24	34	5	1	1	9	4	2	0	4	1	33	5	1
Glaus, T.	.248	91	319	53	79	148	17	2	16	50	0	1	1	46	4	73	7	2
Gregorio, T.	.158	12	19	1	3	3	0	0	0	2	0	0	1	1	0	8	0	0
Johnson, G.	.375	5	8	1	3	4	1	0	0	0	0	0	1	0	1	0	1	1
Kennedy, A.	.269	143	449	71	121	179	17	1	13	49	2	5	9	45	4	73	22	9
Molina, B.	.281	119	409	37	115	181	24	0	14	71	2	4	2	13	2	31	1	1
Molina, J.	.184	53	114	12	21	25	4	0	0	6	4	1	3	1	0	26	0	0
Owens, E.	.270	111	241	29	65	74	6	0	1	20	4	1	1	10	0	24	11	8
Quinlan, R.	.287	38	94	13	27	35	4	2	0	4	1	0	0	6	0	16	1	2
Ramirez, J.	.000	6	2	1	0	0	0	0	0	0	1	0	0	0	0	0	0	0
Riggs, A.	.246	24	61	11	15	30	4	1	3	5	2	0	0	9	0	9	3	1
Salmon, T.	.275	148	528	78	145	245	35	4	19	72	0	6	10	77	3	93	3	1
Spiezio, S.	.265	158	521	69	138	236	36	7	16	83	2	7	5	46	8	66	6	3
Wooten, S.	.243	98	272	25	66	95	8	0	7	32	0	3	1	24	5	45	0	4
PITCHERS	.095	162	21	1	2	2	0	0	0	1	0	0	0	0	0	9	0	0
TOTALS	.268	162	5487	736	1473	2265	276	33	150	687	50	50	56	476	42	838	129	61
OPP.	.261	162	5532	743	1444	2328	260	27	190	716	25	42	76	486	38	980	80	48

2003 ANGELS DESIGNATED HITTERS

PLAYER	AVG	G	AB	R	H	TB	2B	3B	HR	RBI	SH	SF	HP	BB	IBB	SO	SB	CS
Amezaga, A.	.000	1	0	0	0	0	0	0	0	0	0	0	0	0	0	0	0	0
Anderson, G.	.361	15	61	7	22	37	3	0	4	17	0	0	0	4	1	7	2	0
DaVanon, J.	.000	1	0	0	0	0	0	0	0	0	0	0	0	1	0	0	0	0
Durrington, T.	.000	2	0	0	0	0	0	0	0	0	0	0	0	0	0	0	0	1
Eckstein, D.	.182	3	11	0	2	2	0	0	0	0	0	0	0	1	0	1	2	0
Figgins, D.	.000	3	4	0	0	0	0	0	0	0	0	0	0	0	0	1	0	1
Fullmer, B.	.277	41	141	19	39	63	6	0	6	26	0	1	1	16	1	24	2	3
Gil, B.	.000	2	1	1	0	0	0	0	0	0	0	0	0	0	0	0	0	0
Glaus, T.	.286	4	14	3	4	8	1	0	1	4	0	0	0	2	0	3	0	0
Kennedy, A.	.000	1	0	0	0	0	0	0	0	0	0	0	1	0	0	0	0	0
Owens, E.	.500	3	2	1	1	1	0	0	0	0	0	0	0	0	0	1	0	0
Quinlan, R.	.333	3	12	1	4	5	1	0	0	1	0	0	0	0	0	3	0	0
Ramirez, J.	.000	1	0	1	0	0	0	0	0	0	1	0	0	0	0	0	0	0
Riggs, A.	.000	3	4	0	0	0	0	0	0	0	0	0	0	2	0	0	0	0
Salmon, T.	.250	68	248	26	62	102	17	1	7	30	0	3	3	37	2	48	0	0
Wesson, B.	.000	1	0	1	0	0	0	0	0	0	0	0	0	0	0	0	0	0
Wooten, S.	.171	28	76	5	13	21	2	0	2	8	0	0	0	2	1	11	0	1
PITCHERS	.095	9	21	1	2	2	0	0	0	1	0	0	0	0	0	9	0	0
TOTALS	.256	153	574	65	147	239	30	1	20	86	1	4	4	66	5	99	6	6

2003 ANGELS PITCHING

PITCHER	W	L	ERA	G	GS	CG	GF	SHO	SV	IP	H	R	ER	HR	HB	BB	IB	SO	WP	BK	OPP	AVG
Appier, K.	7	7	5.63	19	19	0	0	0	0	92.2	105	60	58	17	8	36	4	50	4	1	.279	
Boothcheck, C.	0	1	9.58	4	1	0	2	0	0	10.1	16	13	11	5	0	6	0	7	0	0	.340	
Callaway, M.	1	4	6.81	17	4	0	8	0	0	38.1	57	32	29	7	1	16	1	22	0	0	.345	
Donnelly, B.	2	2	1.58	63	0	0	15	0	3	74.0	55	14	13	2	4	24	1	79	1	0	.200	
Glover, G.	1	0	5.00	18	0	0	7	0	0	27.0	34	15	15	3	1	8	1	14	1	0	.315	
Gregg, K.	2	0	3.28	5	3	0	0	0	0	24.2	18	9	9	3	1	8	0	14	0	0	.205	
Jones, G.	0	0	4.88	18	0	0	7	0	0	27.2	29	15	15	3	2	14	0	28	5	0	.261	
Lackey, J.	10	16	4.63	33	33	2	0	2	0	204.0	223	117	105	31	10	66	4	151	11	1	.278	
Miadich, B.	0	0	18.00	1	0	0	0	0	0	2.0	5	4	4	0	1	1	0	3	1	0	.500	
Ortiz, R.	16	13	5.20	32	32	1	0	0	0	180.0	209	121	104	28	12	63	0	94	4	0	.287	
Perival, T.	0	5	3.47	52	0	0	49	0	33	49.1	33	22	19	7	3	23	1	48	1	0	.184	
Rodriguez, F.	8	3	3.03	59	0	0	23	0	2	86.0	50	30	29	12	2	35	5	95	7	0	.172	
Rodriguez, R.	0	0	2.45	3	3	0	2	0	0	3.2	4	1	1	0	0	1	0	3	0	0	.308	
Schoeneweis, S.	1	1	3.96	39	0	0	12	0	0	38.2	37	19	17	2	3	10	3	29	1	0	.250	
Sele, A.	7	11	5.77	25	25	0	0	0	0	121.2	135	82	78	17	12	58	1	53	5	0	.284	
Shields, S.	5	6	2.85	44	13	0	5	0	1	148.1	138	56	47	12	5	38	6	111	4	0	.247	
Turnbow, D.	2	0	0.59	11	0	0	7	0	0	15.1	7	1	1	0	0	3	0	15	0	0	.140	
Washburn, J.	10	15	4.43	32	32	2	0	0	0	207.1	205	106	102	34	11	54	4	118	4	1	.256	
Weber, B.	5	1	2.69	62	0	0	20	0	0	80.1	84	26	24	7	0	22	7	46	4	0	.275	
TOTALS	77	85	4.28	162	162	5	157	9	39	1431.1	1444	743	680	190	76	486	38	980	53	3	.261	
OPP.	85	77	4.28	162	162	12	150	12	46	1432.1	1473	736	681	150	56	476	42	838	47	7	.268	

WIN STREAK: 5; three times; last, Aug. 13-17

LOSING STREAK: 5; three times; last, Sept. 9-13

CLUB HISTORY





YEAR BY YEAR STATISTICAL REVIEW

2004 ANGELS BATTING

PLAYER	AVG	G	AB	R	H	TB	2B	3B	HR	RBI	SH	SF	HP	BB	IBB	SO	SB	CS
Amezaga, A.	.161	73	93	12	15	23	2	0	2	11	6	0	3	3	0	24	3	2
Anderson, G.	.301	112	442	57	133	197	20	1	14	75	0	3	1	29	6	75	2	1
Colon, B.	.000	34	3	0	0	0	0	0	0	0	0	0	0	0	0	1	0	0
DaVanon, J.	.277	108	285	41	79	119	11	4	7	34	1	5	0	46	2	54	18	3
Eckstein, D.	.276	142	566	92	156	188	24	1	2	35	14	2	13	42	1	49	16	5
Erstad, D.	.295	125	495	79	146	198	29	1	7	69	3	4	4	37	1	74	16	1
Escobar, K.	.000	33	2	0	0	0	0	0	0	0	0	0	0	0	0	0	0	0
Figgins, C.	.296	148	577	83	171	242	22	17	5	60	10	2	0	49	0	94	34	13
Galarrraga, A.	.300	7	10	1	3	6	0	0	1	2	0	0	1	0	0	3	0	0
Glaus, T.	.251	58	207	47	52	119	11	1	18	42	0	1	3	31	3	52	2	3
Guerrero, V.	.337	156	612	124★	206	366★	39	2	39	126	0	8	8	52	14	74	15	3
Guillen, J.	.294	148	565	88	166	281	28	3	27	104	0	3	15	37	5	92	5	4
Halter, S.	.202	46	114	10	23	40	5	0	4	13	0	0	0	7	0	30	1	1
Hensley, M.	.000	16	1	0	0	0	0	0	0	0	0	0	0	0	0	1	0	0
Kennedy, A.	.278	144	468	70	130	190	20	5	10	48	9	2	13	41	7	92	15	5
Kotchman, C.	.224	38	116	7	26	32	6	0	0	15	0	1	4	7	3	11	3	0
Lackey, J.	.000	33	2	0	0	0	0	0	0	0	0	0	0	0	0	1	0	0
McPherson, D.	.225	16	40	5	9	19	1	0	3	6	0	0	0	3	0	17	1	0
Molina, B.	.276	97	337	36	93	136	13	0	10	54	2	4	2	18	1	35	0	1
Molina, J.	.261	73	203	26	53	76	10	2	3	25	5	0	0	10	0	52	4	1
Ortiz, R.	.000	34	3	0	0	0	0	0	0	0	0	0	0	0	0	0	0	0
Paul, J.	.243	46	70	11	17	26	3	0	2	10	3	1	0	7	0	17	2	1
Pride, C.	.250	35	40	5	10	13	3	0	0	3	1	0	1	0	0	11	1	0
Quinlan, R.	.344	56	160	23	55	84	14	0	5	23	0	1	2	14	0	26	3	1
Riggs, A.	.194	16	36	2	7	10	3	0	0	3	0	0	0	1	0	10	1	0
Salmon, T.	.253	60	186	15	47	60	7	0	2	23	0	4	2	14	0	41	1	0
Sele, A.	.000	28	1	0	0	0	0	0	0	0	0	0	0	0	0	1	0	0
Shields, S.	.000	60	1	0	0	0	0	0	0	0	0	0	0	0	0	1	0	0
Washburn, J.	.400	25	5	0	2	2	0	0	0	1	2	0	0	0	0	0	0	0
2004	.105	15	19	0	2	2	0	0	0	1	2	0	0	0	0	5	0	0
TOTALS	.282	162	5675	836	1603	2435	272	37	162	783	56	41	73	450	43	942	143	46
OPP.	.263	162	5617	734	1476	2330	298	23	170	706	35	47	44	502	27	1164	87	44

2004 ANGELS DESIGNATED HITTERS

PLAYER	AVG	G	AB	R	H	TB	2B	3B	HR	RBI	SH	SF	HP	BB	IBB	SO	SB	CS
Anderson, G.	.275	18	69	5	19	27	5	0	1	7	0	0	0	5	3	14	0	0
DaVanon, J.	.273	19	66	9	18	32	4	2	2	11	0	0	0	8	1	11	2	1
Eckstein, D.	.200	1	5	0	1	1	0	0	0	0	0	0	0	0	0	0	0	0
Figgins, D.	.000	1	0	1	0	0	0	0	0	0	0	0	0	0	0	0	2	0
Galarrraga, A.	.167	4	6	1	1	4	0	0	1	1	0	0	1	0	0	1	0	0
Glaus, T.	.241	39	133	31	32	70	5	0	11	22	0	1	2	24	3	34	1	2
Guerrero, V.	.265	13	49	9	13	22	3	0	2	6	0	0	1	4	1	3	1	0
Guillen, J.	.270	10	37	7	10	17	1	0	2	7	0	0	2	5	1	5	0	0
Halter, S.	.182	3	11	0	2	3	1	0	0	0	0	0	0	0	0	2	0	0
Kotchman, C.	1.000	2	1	0	1	1	0	0	0	1	0	0	0	1	0	0	1	0
Molina, B.	.167	5	12	1	2	6	1	0	1	1	0	0	0	1	0	7	0	0
Mondesir, R.	.000	1	2	0	0	0	0	0	0	0	0	0	0	1	0	0	0	0
Paul, J.	.250	2	4	2	1	4	0	0	1	2	0	0	0	2	0	1	0	0
Pride, C.	.333	2	3	0	2	1	0	0	0	0	0	0	0	0	0	0	0	0
Quinlan, R.	.154	4	13	2	2	2	0	0	0	0	0	0	1	1	0	4	1	0
Riggs, A.	.133	4	15	1	2	3	1	0	0	1	0	0	0	1	0	6	0	0
Salmon, T.	.221	39	149	11	33	39	3	0	1	15	0	4	1	12	0	33	1	0
TOTALS	.240	153	575	80	138	233	25	2	22	74	0	5	8	65	9	121	9	3

2004 ANGELS PITCHING

PITCHER	W	L	ERA	G	GS	CG	GF	SHO	SV	IP	H	R	ER	HR	HB	BB	IBB	SO	WP	BK	AVG
Bergman, D.	0	0	13.50	1	0	0	1	0	0	2.0	4	3	3	0	0	1	0	1	1	0	.444
Colon, B.	18	12	5.01	34	34	0	0	0	0	208.1	215	122	116	38	3	71	1	158	1	0	.265
Donnelly, B.	5	2	3.00	40	0	0	10	0	0	42.0	34	14	14	5	1	15	0	56	0	0	.224
Dunn, S.	0	0	9.00	3	0	0	1	0	0	3.0	7	3	3	0	0	1	0	2	1	0	.438
Escobar, K.	11	12	3.93	33	33	0	0	0	0	208.1	192	91	91	21	7	76	2	191	9	0	.244
Gregg, K.	5	2	4.21	55	0	0	23	0	1	87.2	86	43	41	6	3	28	3	84	13	1	.255
Hensley, M.	0	2	4.88	16	0	0	13	0	0	27.2	32	15	15	5	2	7	1	30	0	0	.294
Lackey, J.	14	13	4.67	33	32	1	0	1	0	198.1	215	108	103	22	8	60	4	144	11	1	.278
Ortiz, R.	5	7	4.43	34	14	0	13	0	0	128.0	139	64	63	18	4	38	4	82	5	3	.280
Percival, T.	2	3	2.90	52	0	0	48	0	33	49.2	43	19	16	7	3	19	3	33	2	0	.230
Rodriguez, F.	4	1	1.82	69	0	0	29	0	12	84.0	51	21	17	2	1	33	1	123	5	0	.172
Sele, A.	9	4	5.05	28	24	0	1	0	0	132.0	163	84	74	16	5	51	2	51	4	2	.310
Shields, S.	8	2	3.33	60	0	0	12	0	4	105.1	97	42	39	6	3	40	5	109	4	0	.238
Turnbow, D.	0	0	0.00	4	0	0	4	0	0	6.1	2	0	0	0	0	7	0	3	0	0	.105
Washburn, J.	11	8	4.64	25	25	1	0	1	0	149.1	159	81	77	20	4	40	1	86	5	0	.269
Weber, B.	0	2	8.06	18	0	0	5	0	0	22.1	37	24	20	4	0	15	0	11	0	0	.363
TOTALS	92	70	4.28	162	162	2	160	11	50	1454.1	1476	734	692	170	44	502	27	1164	61	7	.263
OPP.	70	92	4.75	162	162	6	156	10	33	1442.1	1603	836	762	162	73	450	43	942	35	8	.282

WIN STREAK: 9; Aug. 18-27 & May 1-9

LOSING STREAK: 5; June 4-9

CLUB HISTORY



YEAR BY YEAR STATISTICAL REVIEW



2005 ANGELS BATTING

PLAYER	AVG	G	AB	R	H	TB	2B	3B	HR	RBI	SH	SF	HP	BB	IBB	SO	SB	CS
Anderson, G.	.283	142	575	68	163	250	34	1	17	96	0	5	0	23	8	84	1	1
Byrd, P.	.250	31	4	0	1	1	0	0	0	0	0	0	0	0	0	0	0	0
Cabrera, O.	.257	141	540	70	139	197	28	3	8	57	4	2	3	38	4	50	21	2
Colon, B.	.333	33	3	0	1	1	0	0	0	1	0	0	0	0	0	2	0	0
DaVanon, J.	.231	108	225	42	52	70	10	1	2	15	3	2	2	39	1	44	11	6
Donnelly, B.	.000	66	1	0	0	0	0	0	0	0	0	0	0	0	0	0	0	0
Erstad, D.	.273	153	609	86	166	226	33	3	7	66	4	2	1	47	3	109	10	3
Escobar, K.	.000	16	1	0	0	0	0	0	0	1	0	0	0	0	0	0	0	0
Figgins, C.	.290	158	642	113	186	255	25	10	8	57	9	5	0	64	1	101	62★	17
Finley, S.	.222	112	406	41	90	152	20	3	12	54	1	4	3	26	3	71	8	4
Guerrero, V.	.317	141	520	95	165	294	29	2	32	108	0	5	8	61	26★	48	13	1
Izturis, M.	.246	77	191	18	47	66	8	4	1	15	1	1	0	17	2	21	9	3
Kennedy, A.	.300	129	416	49	125	154	23	0	2	37	5	3	7	29	1	64	19	4
Kotchman, C.	.278	47	126	16	35	61	5	0	7	22	1	1	0	15	0	18	1	1
Lackey, J.	.000	33	6	0	0	0	0	0	0	0	0	0	0	0	0	1	0	0
Mathis, J.	.333	5	3	1	1	1	0	0	0	0	0	0	0	0	0	1	0	0
McPherson, D.	.244	61	205	29	50	92	14	2	8	26	0	0	1	14	0	64	3	3
Merloni, L.	.000	5	5	1	0	0	0	0	0	1	0	1	0	1	0	2	0	0
Molina, B.	.295	119	410	45	121	183	17	0	15	69	5	6	1	27	2	41	0	2
Molina, J.	.228	75	184	14	42	64	4	0	6	25	4	0	2	13	0	41	2	0
Paul, J.	.189	34	37	4	7	14	1	0	2	4	1	0	0	2	0	9	0	0
Pride, C.	.091	11	11	2	1	2	1	0	0	0	0	0	0	0	0	4	0	0
Quinlan, R.	.231	54	134	17	31	54	8	0	5	14	0	1	1	7	0	26	0	1
Rivera, J.	.271	106	350	46	95	159	17	1	15	59	2	1	0	23	0	44	1	9
Salmon, T.	.000	0	0	0	0	0	0	0	0	0	0	0	0	0	0	0	0	0
Shields, R.	.000	78	1	0	0	0	0	0	0	0	0	0	0	0	0	1	0	0
Sorensen, Z.	.167	12	12	3	2	3	1	0	0	1	0	0	0	0	0	2	0	0
Washburn, J.	.000	29	4	1	0	0	0	0	0	0	0	0	1	0	0	0	0	0
PITCHERS	.100	13	20	1	2	2	0	0	0	1	1	0	0	1	0	4	0	0
TOTALS	.270	162	5624	761	1520	2299	278	30	147	726	43	39	29	447	51	848	161	57
OPP.	.254	162	5593	643	1419	2240	285	31	158	607	39	35	48	443	24	1126	68	42

2005 ANGELS DESIGNATED HITTERS

PLAYER	AVG	G	AB	R	H	TB	2B	3B	HR	RBI	SH	SF	HP	BB	IBB	SO	SB	CS
Anderson, G.	.199	36	151	13	30	41	8	0	1	15	0	1	0	6	2	27	0	0
DaVanon, J.	.267	30	86	21	23	26	3	0	0	7	2	1	0	13	0	18	7	2
Erstad, D.	.300	5	20	3	6	11	2	0	1	3	0	0	0	1	0	6	0	1
Figgins, C.	.308	7	26	5	8	11	1	1	0	2	0	0	0	4	0	6	4	1
Finley, S.	.222	5	18	2	4	6	0	1	0	4	0	0	0	1	0	6	0	0
Guerrero, V.	.282	19	71	11	20	36	1	0	5	13	0	2	1	8	2	10	2	1
Kotchman, C.	.239	20	67	7	16	28	3	0	3	6	1	0	0	7	0	12	1	0
Mathis, J.	.500	2	2	1	1	1	0	0	0	0	0	0	0	0	0	1	0	0
Molina, B.	.433	11	30	3	13	19	3	0	1	7	0	3	0	5	1	2	0	0
Molina, J.	.375	5	8	0	3	3	0	0	0	2	0	0	0	1	0	0	0	0
Paul, J.	.000	1	0	0	0	0	0	0	0	0	0	0	0	0	0	0	0	0
Pride, C.	.167	3	6	2	1	2	1	0	0	0	0	0	0	0	0	2	0	0
Rivera, J.	.242	28	99	10	24	47	4	0	3	10	1	0	0	8	0	12	1	0
Sorensen, Z.	.000	1	0	0	0	0	0	0	0	0	0	0	0	0	0	0	0	0
TOTALS	.255	153	584	78	149	221	26	2	14	69	4	7	1	54	5	102	15	5

2005 ANGELS PITCHING

PITCHER	W	L	ERA	G	GS	CG	GF	SHO	SV	IP	H	R	ER	HR	HB	BB	IBB	SO	WP	BK	AVG
Bootcheck, C.	0	1	3.38	5	2	0	1	0	1	18.2	19	7	7	1	0	4	1	8	1	0	.257
Byrd, P.	12	11	3.74	31	31	2	0	1	0	204.1	216	95	85	22	7	28	1	102	1	0	.272
Christiansen, J.	0	0	2.45	12	0	0	1	0	0	3.2	7	1	1	0	0	2	0	4	0	0	.389
Colon, B.	21★	8	3.48	33	33	2	0	0	0	222.2	215	93	86	26	3	43	0	157	2	1	.254
Donnelly, B.	9	3	3.72	65	0	0	14	0	0	65.1	60	30	27	9	2	19	3	53	3	0	.244
Escobar, K.	3	2	3.02	16	7	0	2	0	1	59.2	45	21	20	4	2	21	1	63	4	0	.207
Gregg, K.	1	2	5.04	33	2	0	9	0	0	64.1	70	37	36	8	3	29	2	52	5	0	.273
Jones, G.	0	0	6.75	6	0	0	6	0	0	5.1	7	4	4	2	0	2	0	6	0	0	.318
Lackey, J.	14	5	3.44	33	33	1	0	0	0	209.0	208	85	80	13	11	71	3	199	18	0	.258
Peralta, J.	1	0	3.89	28	0	0	10	0	0	34.2	28	15	15	6	0	14	2	30	2	0	.219
Prinz, B.	0	1	3.00	3	0	0	2	0	0	3.0	4	1	1	1	0	1	0	1	0	0	.308
Rodriguez, F.	2	5	2.67	66	0	0	58	0	45★	67.1	45	20	20	7	0	32	3	91	8	0	.184
Santana, E.	12	8	4.65	23	23	1	0	1	0	133.2	139	73	69	17	8	47	2	99	4	0	.266
Saunders, J.	0	0	7.71	2	2	0	0	0	0	9.1	10	8	8	3	0	4	0	4	0	1	.270
Shields, S.	10	11	2.75	78	0	0	21	0	7	91.2	66	33	28	5	2	37	2	98	12	0	.201
Washburn, J.	8	8	3.20	29	29	1	0	1	0	177.1	184	66	63	19	8	51	0	94	2	0	.274
Woods, J.	1	1	4.55	28	0	0	10	0	0	27.2	30	18	14	7	2	8	0	20	2	0	.270
Yan, E.	1	1	4.59	49	0	0	21	0	0	66.2	66	36	34	8	0	30	4	45	5	0	.258
TOTALS	95	67	3.68	162	162	7	155	11	54	1464.1	1419	643	598	158	48	443	24	1126	70	1	.254
OPP.	67	95	4.35	162	162	7	155	6	33	1446.1	1520	761	699	147	29	447	51	848	34	7	.270

WIN STREAK: 8; June 20-28 & Sept. 16-24

LOSING STREAK: 5; Aug. 25-30

CLUB HISTORY





YEAR BY YEAR STATISTICAL REVIEW

2006 ANGELS BATTING

PLAYER	AVG	G	AB	R	H	TB	2B	3B	HR	RBI	SH	SF	HP	BB	IBB	SO	SB	CS
Alfonzo, E.	.100	18	50	1	5	6	1	0	0	1	0	0	0	2	0	3	0	0
Anderson, G.	.280	141	543	63	152	235	28	2	17	85	0	7	0	38	11	95	1	0
Aybar, E.	.250	34	40	5	10	13	1	1	0	2	0	0	0	0	0	8	1	0
Cabrera, O.	.282	153	607	95	171	245	45	1	9	72	3	11	3	51	0	58	27	3
Erstad, D.	.221	40	95	8	21	31	8	1	0	5	1	1	2	6	0	18	1	1
Figgins, C.	.267	155	604	93	161	227	23	8	9	62	5	7	2	65	1	100	52	16
Guerrero, V.	.329	156	607	92	200	335	34	1	33	116	0	4	4	50	25★	68	15	5
Izturis, M.	.293	104	352	64	103	145	21	3	5	44	5	1	3	38	1	35	14	6
Kendrick, H.	.285	72	267	25	76	111	21	1	4	30	0	3	4	9	2	44	6	0
Kennedy, A.	.273	139	451	50	123	173	26	6	4	55	3	5	5	39	5	72	16	10
Kotchman, C.	.152	29	79	6	12	17	2	0	1	6	2	0	0	7	0	13	0	1
Mathis, J.	.145	23	55	9	8	16	2	0	2	6	0	1	0	7	1	14	0	0
McPherson, D.	.261	40	115	16	30	55	4	0	7	13	0	0	0	6	0	40	1	0
Molina, J.	.240	78	225	18	54	83	17	0	4	22	7	2	2	9	0	49	1	0
Morales, K.	.234	57	197	21	46	73	10	1	5	22	0	1	0	17	1	28	1	1
Murphy, T.	.229	48	70	12	16	25	4	1	1	6	1	1	0	5	0	21	4	1
Napoli, M.	.228	99	268	47	61	122	13	0	16	42	0	1	5	51	0	90	2	3
Pride, C.	.222	22	27	6	6	11	2	0	1	2	0	0	0	6	0	8	0	0
Quinlan, R.	.321	86	234	28	75	115	11	1	9	32	0	1	2	7	1	28	2	1
Rivera, J.	.310	124	448	65	139	235	27	0	23	85	0	6	7	33	0	59	0	4
Salmon, T.	.265	76	211	30	56	95	8	2	9	27	0	1	3	29	1	44	0	2
Santana, E.	.250	33	4	0	1	1	0	0	0	0	0	0	0	0	0	3	0	0
Willits, R.	.267	28	45	12	12	13	1	0	0	2	2	0	0	11	0	10	4	3
PITCHERS	.105	11	19	0	2	2	0	0	0	2	2	0	0	0	0	9	0	0
TOTALS	.274	162	5609	766	1539	2383	309	29	159	737	31	53	42	486	49	914	148	57
OPP.	.254	162	5541	732	1410	2230	300	23	158	682	40	43	50	471	27	1164	77	40

2006 ANGELS DESIGNATED HITTERS

PLAYER	AVG	G	AB	R	H	TB	2B	3B	HR	RBI	SH	SF	HP	BB	IBB	SO	SB	CS
Alfonzo, E.	.000	1	4	0	0	0	0	0	0	0	0	0	0	0	0	0	0	0
Anderson, G.	.301	45	176	24	53	85	8	0	8	28	0	2	0	12	2	29	0	0
Aybar, E.	.000	5	2	1	0	0	0	0	0	0	0	0	0	0	0	2	0	0
Figgins, C.	.235	6	17	3	4	4	0	0	0	1	0	0	0	1	0	2	2	0
Guerrero, V.	.363	30	113	18	41	67	6	1	6	24	0	1	0	8	2	14	5	1
Izturis, M.	.250	2	4	0	1	1	0	0	0	0	0	0	0	0	0	1	0	0
Kendrick, H.	.167	2	6	1	1	1	0	0	0	1	0	0	10	0	0	1	0	0
Kennedy, A.	.000	2	3	0	0	0	0	0	0	0	0	0	0	1	1	2	0	0
Mathis, J.	.000	2	1	0	0	0	0	0	0	0	0	0	0	1	0	0	0	0
McPherson, D.	.000	2	2	2	2	6	1	0	1	1	0	0	0	0	0	0	0	0
Pride, C.	.500	4	6	2	3	7	1	0	1	2	0	0	0	0	0	2	0	0
Quinlan, R.	.000	2	1	0	0	0	0	0	0	0	0	0	0	0	0	0	0	0
Rivera, J.	.279	18	68	12	19	43	3	0	7	16	0	0	1	4	0	10	0	0
Willits, R.	.000	2	1	2	0	0	0	0	0	0	0	0	0	0	0	0	1	0
TOTALS	.294	153	586	92	172	290	27	2	29	97	0	4	5	53	5	98	9	3

2006 ANGELS PITCHING

PITCHER	W	L	ERA	G	GS	CG	GF	SHO	SV	IP	H	R	ER	HR	HB	BB	IBB	SO	WP	BK	OPP	AVG
Boothcheck, C.	0	1	10.45	7	0	0	5	0	0	10.1	16	12	12	3	0	9	0	7	1	0	.364	
Bulger, J.	0	0	16.20	2	0	0	1	0	0	1.2	1	3	3	0	0	3	0	1	1	0	.167	
Carrasco, H.	7	3	3.41	56	3	0	24	0	1	100.1	93	42	38	10	5	27	1	72	6	0	.244	
Colon, B.	1	5	5.11	10	10	1	0	1	0	56.1	71	39	32	11	3	11	0	31	1	0	.306	
Donnelly, B.	6	0	3.94	62	0	0	17	0	0	64.0	58	32	28	8	4	28	3	53	6	0	.240	
Escobar, K.	11	14	3.61	30	30	1	0	0	0	189.1	192	93	76	17	4	50	2	147	7	0	.264	
Gregg, K.	3	4	4.14	32	3	0	12	0	0	78.1	88	41	36	10	2	21	0	71	6	0	.280	
Jones, G.	0	0	6.00	5	0	0	2	0	0	6.0	8	5	4	1	0	2	0	1	0	0	.348	
Lackey, J.	13	11	3.56	33	33	3	0	2	0	217.2	203	98	86	14	9	72	4	190	16	0	.246	
Moseley, D.	1	0	9.00	3	2	0	1	0	0	11.0	22	11	11	3	0	2	0	3	0	0	.440	
Rodriguez, F.	2	3	1.73	69	0	0	58	0	47★	73.0	52	16	14	6	1	28	5	98	10	0	.197	
Romero, J.	1	2	6.70	65	0	0	16	0	0	48.1	57	40	36	3	1	28	2	31	1	0	.298	
Santana, E.	16	8	4.28	33	33	0	0	0	0	204.0	181	106	97	21	11	70	2	141	10	2	.241	
Saunders, J.	7	3	4.71	13	13	0	0	0	0	70.2	71	42	37	6	1	29	1	51	2	1	.264	
Shields, S.	7	7	2.87	74	0	0	13	0	2	87.2	70	30	28	8	1	24	4	84	8	0	.217	
Weaver, Jef.	3	10	6.29	16	16	0	0	0	0	88.2	114	68	62	18	4	21	0	62	4	0	.309	
Weaver, Jer.	11	2	2.56	19	19	0	0	0	0	123.0	94	36	35	15	3	33	1	105	2	0	.209	
Yan, E.	0	0	6.85	13	0	0	8	0	0	22.1	19	18	17	4	1	13	2	16	4	0	.232	
TOTALS	89	73	4.04	162	162	5	157	12	50	1452.2	1410	732	652	158	50	471	27	1164	85	3	.254	
OPP.	73	89	4.46	162	162	7	155	8	33	1444.2	1539	766	716	159	42	486	49	914	53	4	.274	

WIN STREAK: 8; July 8-18

LOSING STREAK: 6; May 17-22 & Apr. 28-May 3

CLUB HISTORY





YEAR BY YEAR STATISTICAL REVIEW

2007 ANGELS BATTING

PLAYER	AVG	G	AB	R	H	TB	2B	3B	HR	RBI	SH	SF	HP	BB	IBB	SO	SB	CS
Anderson, G.	.297	108	417	67	124	205	31	1	16	80	0	6	0	27	9	54	1	0
Aybar, E.	.237	79	194	18	46	56	5	1	1	19	3	2	2	10	0	32	4	4
Brown, M.	.000	4	5	0	0	0	0	0	0	0	0	0	0	2	0	1	1	0
Budde, R.	.167	12	18	0	3	4	1	0	0	1	0	0	0	0	0	6	0	0
Cabrera, O.	.301	155	638	101	192	253	35	1	8	86	3	11	5	44	0	64	20	4
Evans, T.	.091	8	11	3	1	4	0	0	1	2	0	0	0	2	0	4	0	0
Figgins, C.	.330	115	442	81	146	191	24	6	3	58	2	8	0	51	0	81	41	12
Gorneault, N.	.000	2	4	1	0	0	0	0	0	0	0	0	0	1	0	1	0	0
Gurrero, V.	.324	150	574	89	186	314	45	1	27	125	0	6	9	71	28*	62	2	3
Haynes, N.	.267	40	45	10	12	14	0	1	0	1	0	0	0	3	0	11	1	2
Hillenbrand, S.	.254	53	197	19	50	64	5	0	3	22	0	1	1	5	0	18	0	2
Izturis, M.	.289	102	336	47	97	136	17	2	6	51	1	4	0	33	2	39	7	1
Kendrick, H.	.322	88	338	55	109	152	24	2	5	39	1	1	4	9	2	61	5	4
Kotchman, C.	.296	137	443	64	131	207	37	3	11	68	3	5	4	53	1	43	2	4
Mathis, J.	.211	59	171	24	36	60	12	0	4	23	3	2	2	15	0	49	0	1
Matthews, G.	.252	140	516	79	130	216	26	3	18	72	0	6	2	55	6	102	18	4
Morales, K.	.294	43	119	12	35	57	10	0	4	15	0	0	1	6	2	21	0	1
Murphy, T.	.184	20	38	2	7	8	1	0	0	2	0	0	1	0	0	9	0	0
Napoli, M.	.247	75	219	40	54	97	11	1	10	34	1	5	5	33	2	63	5	2
Quinlan, R.	.247	79	178	21	44	62	9	0	3	21	0	1	1	14	1	27	3	2
Rivera, J.	.279	14	43	3	12	19	1	0	2	8	0	0	0	1	0	4	0	0
Santana, E.	.200	2	5	1	1	2	1	0	0	2	0	0	0	0	0	3	0	0
Weaver, J.	.250	2	4	0	1	1	0	0	0	0	0	0	0	0	0	1	0	0
Willits, R.	.293	136	430	74	126	148	20	1	0	34	11	5	3	69	2	83	27	8
Wood, B.	.152	13	33	2	5	9	1	0	1	3	0	0	0	0	0	12	0	0
PITCHERS	.200	10	20	1	4	5	1	0	0	2	1	0	0	0	0	6	0	0
TOTALS	.284	162	5554	822	1578	2317	324	23	123	776	32	65	40	507	55	883	139	55
OPP.	.266	162	5563	731	1480	2290	289	34	151	684	28	40	51	477	22	1156	107	31

2007 ANGELS DESIGNATED HITTERS

PLAYER	AVG	G	AB	R	H	TB	2B	3B	HR	RBI	SH	SF	HP	BB	IBB	SO	SB	CS
Anderson, G.	.208	20	72	9	15	22	4	0	1	4	0	1	0	7	4	14	0	0
Aybar, E.	.000	2	3	0	0	0	0	0	0	0	0	0	0	0	0	2	0	0
Budde, R.	.000	2	2	0	0	0	0	0	0	0	0	0	0	0	0	1	0	0
Cabrera, O.	.250	2	8	0	2	2	0	0	0	1	0	1	0	0	0	1	1	0
Figgins, C.	1.000	1	1	0	1	1	0	0	0	0	0	0	0	0	0	0	0	0
Gurrero, V.	.270	41	159	25	43	81	6	1	10	36	0	1	3	15	8	19	1	0
Haynes, N.	.500	3	2	2	1	1	0	0	0	0	0	0	0	0	0	0	0	0
Hillenbrand, S.	.238	45	172	14	41	55	5	0	3	20	0	1	1	4	0	13	0	2
Izturis, M.	.400	3	10	4	4	4	0	0	0	0	0	0	0	3	0	1	0	1
Kotchman, C.	.500	1	2	2	1	4	0	0	1	2	0	0	0	2	0	0	0	1
Mathis, J.	.000	2	2	0	0	0	0	0	0	0	0	0	0	0	0	1	0	0
Evans, T.	.000	1	1	0	0	0	0	0	0	0	0	0	0	0	0	0	0	0
Matthews, G.	.143	4	14	3	2	2	0	0	0	0	0	0	0	1	0	5	0	0
Morales, K.	.305	15	59	9	18	32	5	0	3	9	0	0	0	3	1	6	0	0
Quinlan, R.	.222	7	18	3	4	5	1	0	0	0	0	0	0	2	0	3	2	0
Rivera, J.	.250	4	12	0	3	3	0	0	0	1	0	0	0	0	0	0	0	0
Willits, R.	.300	15	50	11	15	17	2	0	0	6	1	0	1	9	0	12	2	2
TOTALS	.257	153	591	85	152	231	23	1	18	79	1	4	5	47	13	78	6	7

2007 ANGELS PITCHING

PITCHER	W	L	ERA	G	GS	CG	GF	SHO	SV	IP	H	R	ER	HR	HB	BB	IBB	SO	WP	BK	OPP	AVG
Bootcheck, C.	3	3	4.77	51	0	0	17	0	0	77.1	81	43	41	7	5	24	3	56	6	1	.274	
Bulger, J.	0	0	2.84	6	0	0	4	0	0	6.1	5	2	2	0	0	3	0	8	1	0	.227	
Carrasco, H.	2	1	6.57	29	1	0	9	0	0	38.1	44	34	28	8	1	23	1	33	3	0	.272	
Colon, B.	6	8	6.34	19	18	0	0	0	0	99.1	132	74	70	15	5	29	1	76	1	0	.320	
Escobar, K.	18	7	3.40	30	30	3	0	1	0	195.2	182	79	74	11	3	66	2	160	9	0	.248	
Gwyn, M.	0	0	11.81	3	0	0	2	0	1	5.1	9	9	7	3	0	5	0	3	1	0	.360	
Jones, G.	0	0	6.23	9	0	0	8	0	0	8.2	10	6	6	2	1	5	0	5	1	0	.278	
Lackey, J.	19	9	3.01	33	33	2	0	2	0	224.0	219	87	75	18	12	52	2	179	9	1	.254	
Moseley, D.	4	3	4.40	46	8	0	13	0	0	92.0	97	45	45	7	3	27	3	50	6	1	.277	
Oliver, D.	3	1	3.78	61	0	0	20	0	0	64.1	58	31	27	5	1	23	2	51	1	1	.239	
Resop, C.	0	0	4.15	4	0	0	3	0	0	4.1	4	2	2	1	0	1	0	2	0	0	.308	
Rodriguez, F.	5	2	2.81	64	0	0	56	0	40	67.1	50	22	21	3	1	34	0	90	7	1	.204	
Santana, E.	7	14	5.76	28	26	0	1	0	0	150.0	174	103	96	26	8	58	3	126	7	0	.288	
Saunders, J.	8	5	4.44	18	18	0	0	0	0	107.1	129	56	53	11	1	34	1	69	3	0	.298	
Shields, R.	4	5	3.86	71	0	0	13	0	2	77.0	62	36	33	7	4	33	0	77	6	0	.220	
Speier, J.	2	3	2.88	51	0	0	9	0	0	50.0	36	17	16	6	4	12	1	47	2	0	.202	
Thompson, R.	0	0	10.80	7	0	0	2	0	0	6.2	10	8	8	4	0	3	0	9	2	0	.345	
Weaver, J.	13	7	3.91	28	28	0	0	0	0	161.0	178	77	70	17	2	45	3	115	4	0	.280	
TOTALS	94	68	4.23	162	162	5	157	9	43	1435.0	1480	731	674	151	51	477	22	1156	69	5	.266	
OPP.	68	94	4.74	162	162	5	157	8	34	1425.1	1578	822	751	123	40	507	55	883	51	2	.284	

WIN STREAK: 6; May 16-22

LOSING STREAK: 6; Apr. 12-18



YEAR BY YEAR STATISTICAL REVIEW

2008 ANGELS BATTING

PLAYER	AVG	G	AB	R	H	TB	2B	3B	HR	RBI	SH	SF	HP	BB	IBB	SO	SB	CS
Anderson, G.	.293	145	557	66	163	241	27	3	15	84	0	6	1	29	6	77	7	4
Aybar, E.	.277	98	346	53	96	133	18	5	3	39	9	1	5	14	0	45	7	2
Brown, M.	.053	11	19	0	1	2	1	0	0	3	0	0	0	1	0	10	0	0
Budde, R.	.000	8	2	0	0	0	0	0	0	0	1	0	0	0	0	0	0	0
Figgins, C.	.276	116	453	72	125	144	14	1	1	22	2	0	3	62	3	80	34	13
Guerrero, V.	.303	143	541	85	164	282	31	3	27	91	0	4	4	51	16	77	5	3
Hunter, T.	.278	146	551	85	153	257	37	2	21	78	0	1	6	50	6	108	19	5
Izturis, M.	.269	79	290	44	78	105	14	2	3	37	2	2	1	26	0	27	11	2
Kendrick, H.	.306	92	340	43	104	143	26	2	3	37	1	4	4	12	3	58	11	4
Kotchman, C.	.287	100	373	47	107	167	24	0	12	54	0	2	5	18	3	23	2	1
Mathis, J.	.194	94	283	35	55	90	8	0	9	42	8	4	3	30	4	90	2	2
Matthews, G.	.242	127	426	53	103	152	19	3	8	46	0	2	4	45	2	95	8	3
Morales, K.	.213	27	61	7	13	24	2	0	3	8	0	0	1	4	0	7	0	1
Napoli, M.	.273	78	227	39	62	133	9	1	20	49	1	6	5	35	5	70	7	3
Quinlan, R.	.262	68	164	15	43	51	1	2	1	11	0	1	2	14	0	28	4	2
Rivera, J.	.246	89	256	31	63	112	13	0	12	45	0	8	0	16	0	33	1	1
Rodriguez, S.	.204	59	167	18	34	53	8	1	3	10	2	1	3	14	0	55	3	1
Sandoval, F.	.167	6	6	0	1	1	0	0	0	0	0	0	0	1	0	0	0	0
Teixeira, M.	.358	54	193	39	69	122	14	0	13	43	0	5	4	32	4	23	2	0
Willits, R.	.194	82	108	21	21	25	4	0	0	7	5	2	0	21	0	26	2	1
Wilson, B.	.167	7	6	0	1	1	0	0	0	1	0	0	0	1	0	3	0	0
Wood, B.	.200	55	150	12	30	49	4	0	5	13	1	1	1	4	0	43	4	0
PITCHERS	.000	9	21	0	0	0	0	0	0	1	0	0	0	1	0	9	0	0
TOTALS	.268	162	5540	765	1486	2287	274	25	159	721	32	50	52	481	52	987	129	48
OPP.	.261	162	5571	697	1455	2263	272	28	160	664	36	33	63	457	32	1106	109	31

2008 ANGELS DESIGNATED HITTERS

PLAYER	AVG	G	AB	R	H	TB	2B	3B	HR	RBI	SH	SF	HP	BB	IBB	SO	SB	CS
Anderson, G.	.279	60	240	32	67	104	6	2	9	36	0	1	0	16	3	33	3	2
Figgins, C.	.250	2	8	1	2	2	0	0	0	1	0	0	0	1	0	0	1	0
Guerrero, V.	.317	44	164	29	52	96	9	1	11	35	0	2	2	17	5	22	2	0
Hunter, T.	.125	9	32	3	4	5	1	0	0	2	0	0	1	5	1	8	1	0
Matthews, G.	.220	13	50	5	11	16	2	0	1	3	0	1	0	6	0	14	0	0
Morales, K.	.000	3	8	0	0	0	0	0	0	0	0	0	0	0	0	1	0	0
Quinlan, R.	.273	4	11	0	3	3	0	0	0	0	0	0	0	0	0	2	0	0
Rivera, J.	.250	17	60	10	15	24	3	0	2	6	0	1	0	4	0	7	0	0
Rodriguez, S.	.000	2	2	0	0	0	0	0	0	0	0	0	0	0	0	1	0	0
Sandoval, F.	.000	4	3	0	0	0	0	0	0	0	0	0	0	0	0	0	0	0
Teixeira, M.	.500	3	12	2	6	9	0	0	1	5	0	0	0	2	1	1	0	0
Willits, R.	.286	5	7	1	2	2	0	0	0	1	2	0	0	1	0	1	0	0
TOTALS	.271	153	597	83	162	261	21	3	24	89	2	5	3	52	10	90	7	2

2008 ANGELS PITCHING

PITCHER	W	L	ERA	G	GS	CG	GF	SHO	SV	IP	H	R	ER	HR	HB	BB	IBB	SO	WP	BK	AVG
Adenhardt, N.	1	0	9.00	3	3	0	0	0	0	12.0	18	12	12	0	0	13	0	4	2	0	.360
Arredondo, J.	10	2	1.62	52	0	0	10	0	0	61.0	42	15	11	3	1	22	0	55	1	0	.190
Boothcheck, C.	0	1	10.13	10	0	0	4	0	0	16.0	30	18	18	2	0	12	0	14	2	0	.385
Bulger, J.	0	0	7.31	14	0	0	7	0	0	16.0	15	13	13	3	2	9	0	20	0	0	.242
Garland, J.	14	8	4.90	32	32	1	0	0	0	196.2	237	116	107	23	8	59	4	90	4	0	.303
Jepsen, K.	0	1	4.32	9	0	0	0	0	0	8.1	8	5	4	0	0	4	0	7	1	0	.250
Lackey, J.	12	5	3.75	24	24	3	0	0	0	163.1	161	71	68	26	10	40	1	130	5	0	.260
Loux, S.	0	0	2.81	7	0	0	5	0	0	16.0	16	6	5	1	2	2	0	4	0	0	.262
Moseley, D.	2	4	6.79	12	10	0	1	0	0	50.1	70	38	38	6	2	20	0	37	3	1	.332
O'Day, D.	0	1	4.57	30	0	0	17	0	0	43.1	49	24	22	2	4	14	6	29	1	0	.283
Oliver, D.	7	1	2.88	54	0	0	9	0	0	72.0	67	24	23	5	4	16	2	48	3	0	.254
Rodriguez, F.	2	3	2.24	76★	0	0	69★	0	62★	68.1	54	21	17	4	2	34	4	77	6	0	.216
Santana, E.	16	7	3.49	32	32	2	0	1	0	219.0	198	89	85	23	8	47	2	214	5	1	.237
Saunders, J.	17	7	3.41	31	31	1	0	0	0	198.0	187	82	75	21	6	53	2	103	3	0	.253
Serrano, A.	0	0	0.00	1	0	0	1	0	0	1.0	1	0	0	0	0	0	0	1	0	0	.250
Shields, S.	6	4	2.70	64	0	0	12	0	4	63.1	56	29	19	6	2	29	2	64	2	0	.236
Speier, J.	2	8	5.03	62	0	0	19	0	0	68.0	69	41	38	15	6	27	5	56	8	0	.261
Thompson, R.	0	0	22.50	2	0	0	1	0	0	2.0	4	5	5	0	0	2	0	1	1	0	.400
Weaver, J.	11	10	4.33	30	30	0	0	0	0	176.2	173	88	85	20	6	54	4	152	3	0	.254
TOTALS	100	62	3.99	162	162	7	155	10	66	1451.1	1455	697	644	160	63	457	32	1106	50	2	.261
OPP.	62	100	4.38	162	162	10	152	6	28	1434.1	1486	765	698	159	52	481	52	987	54	5	.268

WIN STREAK: 7; May 31-June 7

LOSING STREAK: 4; May 7-11

CLUB HISTORY



YEAR BY YEAR STATISTICAL REVIEW

2009 ANGELS BATTING

PLAYER	AVG	G	AB	R	H	TB	2B	3B	HR	RBI	SH	SF	HP	BB	IBB	SO	SB	CS
Abreu, B.	.293	152	563	96	165	245	29	3	15	103	0	9	1	94	7	113	30	8
Aybar, E.	.312	137	504	70	157	213	23	9	5	58	12	5	5	30	1	54	14	7
Budde, R.	.000	3	3	0	0	0	0	0	0	0	0	0	0	0	0	2	0	0
Evans, T.	.286	11	7	2	2	2	0	0	0	1	0	0	0	0	0	2	0	0
Figgins, C.	.298	158	615	114	183	242	30	7	5	54	8	4	1	101★	0	114	42	17
Guerrero, V.	.295	100	383	59	113	176	16	1	15	50	0	4	1	19	3	56	2	1
Hunter, T.	.299	119	451	74	135	229	26	1	22	90	0	5	3	47	4	92	18	4
Izturis, M.	.300	114	387	74	135	168	22	3	8	65	3	7	5	35	2	41	13	5
Kendrick, H.	.291	105	374	61	109	166	21	3	10	61	2	0	4	20	1	71	11	4
Mathis, J.	.211	84	237	26	50	73	8	0	5	28	8	1	4	22	0	73	2	3
Mathews Jr., G.	.250	103	316	44	79	114	19	2	4	50	0	2	2	40	2	74	4	1
Morales, K.	.306	152	566	86	173	322	43	2	34	108	0	8	2	46	10	117	3	7
Napoli, M.	.272	114	382	60	104	188	22	1	20	56	0	3	7	40	1	103	3	3
Pettit, C.	.286	10	7	2	2	2	0	0	0	0	0	0	0	0	0	1	0	0
Quinlan, R.	.243	54	115	13	28	39	5	0	2	14	0	0	0	5	0	30	1	1
Rivera, J.	.287	138	529	72	152	253	24	1	25	88	0	5	2	36	1	57	0	1
Rodriguez, S.	.200	12	25	4	5	11	0	0	2	4	0	1	0	3	0	7	0	0
Sandoval, F.	.182	5	11	2	3	1	0	0	0	0	0	0	0	0	0	3	0	0
Willits, R.	.213	49	80	16	17	19	2	0	0	6	6	1	0	5	0	17	5	1
Wilson, B.	.200	12	5	0	1	2	1	0	0	0	1	0	0	0	0	1	1	0
Wood, B.	.195	18	41	5	8	12	1	0	1	3	1	0	1	3	0	19	0	0
PITCHERS	.143	10	21	4	3	3	0	0	0	2	2	0	0	1	0	7	0	0
TOTALS	.285	162	5622	883	1604	2482	293	33	173	841	43	52	41	547	32	1054	148	63
OPP.	.272	162	5562	761	1513	2401	298	25	180	720	52	54	58	523	35	1062	128	39

2009 ANGELS DESIGNATED HITTERS

PLAYER	AVG	G	AB	R	H	TB	2B	3B	HR	RBI	SH	SF	HP	BB	IBB	SO	SB	CS
Abreu, B.	.314	14	51	12	16	22	6	0	0	13	0	0	0	12	0	8	1	0
Budde, R.	.000	1	1	0	0	0	0	0	0	0	0	0	0	0	0	1	0	0
Figgins, C.	.000	2	7	2	0	0	0	0	0	0	1	0	0	2	0	2	2	0
Guerrero, V.	.291	93	371	55	108	168	16	1	14	48	0	1	4	18	2	55	2	1
Hunter, T.	.429	4	14	4	6	15	0	0	3	4	0	0	0	2	0	1	0	0
Izturis, M.	.148	7	27	3	4	5	1	0	0	3	0	0	0	0	0	6	1	0
Kendrick, H.	.318	6	22	4	7	11	1	0	1	3	0	0	0	2	0	3	0	0
Mathis, J.	.200	4	5	0	1	1	0	0	0	1	0	0	0	5	0	2	0	0
Mathews Jr.	.167	4	6	2	1	1	0	0	0	1	0	0	0	0	0	2	0	0
Napoli, M.	.359	18	64	10	23	38	6	0	3	11	0	0	0	8	0	13	1	1
Pettit, C.	.000	3	1	1	0	0	0	0	0	0	0	0	0	0	0	0	0	0
Quinlan, R.	.100	5	10	1	1	0	0	0	0	0	0	0	0	0	0	4	0	0
Rivera, J.	.395	10	43	9	17	30	1	0	4	9	0	0	0	2	0	2	0	0
TOTALS	.298	153	617	104	184	292	31	1	25	93	3	1	4	46	2	95	7	2

2009 ANGELS PITCHING

PITCHER	W	L	ERA	G	GS	CG	GF	SHO	SV	IP	H	R	ER	HR	HB	BB	IBB	SO	WP	BK	AVG
Adenhardt, N.	0	0	0.00	1	1	0	0	0	0	6.0	7	0	0	0	0	3	0	5	1	0	.292
Arredondo, J.	2	3	6.00	43	0	0	15	0	0	45.0	47	30	30	6	0	23	2	47	5	1	.269
Bell, T.	1	2	9.74	8	4	0	1	0	0	20.1	40	25	22	3	0	11	2	14	1	0	.412
Bulger, J.	6	1	3.56	65	0	0	20	0	1	65.2	46	26	26	7	1	30	1	68	5	0	.207
Davidson, D.	0	0	3.40	4	0	0	1	0	0	1.2	3	1	1	0	0	3	1	0	0	0	.375
Escobar, K.	0	1	5.60	1	1	0	0	0	0	5.0	4	2	2	0	1	4	0	5	0	0	.235
Fuentes, B.	1	5	3.93	65	0	0	57	0	48★	55.0	53	24	24	6	5	24	2	46	1	0	.254
Jeepsen, K.	6	4	4.94	54	0	0	13	0	1	54.2	63	33	30	2	0	19	2	48	6	0	.292
Kazmir, S.	2	2	1.73	6	6	0	0	0	0	36.1	28	8	7	1	1	10	0	26	3	0	.212
Lackey, J.	11	8	3.83	27	27	1	0	1	0	176.1	177	84	75	17	9	47	1	139	6	0	.263
Loux, S.	2	3	5.86	18	6	0	7	0	0	58.1	84	42	38	4	4	19	0	19	3	0	.343
Mosebach, B.	0	0	7.71	3	0	0	1	0	0	2.1	4	3	2	0	1	3	1	8	0	0	.364
Moseley, D.	1	0	4.30	3	3	0	0	0	0	14.2	20	8	7	3	0	3	1	8	0	0	.323
O'Sullivan, S.	4	2	5.92	12	10	0	1	0	0	51.2	60	34	34	12	1	16	1	29	1	0	.296
Oliver, D.	5	1	2.71	63	1	0	9	0	0	73.0	61	22	22	5	5	22	8	65	7	0	.237
Ortega, A.	0	2	9.24	3	3	0	0	0	0	12.2	19	15	13	4	0	6	0	7	0	0	.345
Palmer, M.	11	2	3.93	40	13	1	10	0	0	121.1	105	55	53	12	4	55	2	69	5	0	.240
Rodriguez, F.	0	0	27.00	1	0	0	0	0	0	0.2	1	3	2	1	0	2	0	1	1	0	.250
Rodriguez, R.	0	1	5.58	18	0	0	6	0	0	30.2	47	22	19	4	1	9	1	10	1	0	.356
Santana, E.	8	8	5.03	24	23	2	0	2	0	139.2	159	83	78	24	10	47	4	107	4	0	.288
Saunders, J.	16	7	4.60	31	31	1	0	1	0	186.0	202	102	95	29	6	64	2	101	5	1	.279
Shields, S.	6	4	2.70	64	0	0	12	0	4	63.1	56	29	19	6	2	29	2	64	2	0	.236
Speier, J.	1	3	6.62	20	0	0	2	0	1	17.2	16	14	13	1	0	15	0	12	1	0	.239
Thompson, R.	0	0	5.12	13	0	0	2	0	0	19.1	27	11	11	6	1	7	0	21	5	0	.329
Weaver, J.	16	8	3.75	33	33	4	0	2	0	211.0	196	91	88	26	4	66	3	174	3	0	.246
TOTALS	97	64	4.45	162	162	9	153	13	51	1445.0	1513	761	715	180	58	523	35	1062	67	2	.272
OPP.	65	97	5.01	162	162	6	156	6	32	1429.1	1604	883	796	173	41	547	32	1054	70	8	.285

WIN STREAK: 8; July 18-25

LOSING STREAK: 4; Sept. 22-26



YEAR BY YEAR STATISTICAL REVIEW

2010 ANGELS BATTING

PLAYER	AVG	G	AB	R	H	TB	2B	3B	HR	RBI	SH	SF	HP	BB	IBB	SO	SB	CS
Abreu, B.	.255	154	573	88	146	249	41	1	20	78	0	5	2	87	3	132	24	10
Aldridge, C.	.077	5	13	0	1	3	0	1	0	0	0	0	0	0	0	5	0	0
Aybar, E.	.253	138	534	69	135	176	18	4	5	29	11	2	7	35	1	81	22	8
Bourjos, P.	.204	51	181	19	37	69	6	4	6	15	3	1	2	6	0	40	10	3
Budde, R.	.400	6	10	2	4	8	1	0	1	3	0	0	0	1	0	5	0	0
Callaspo, A.	.249	58	213	21	53	67	8	0	2	13	1	1	1	12	1	13	2	2
Conger, H.	.172	13	29	2	5	8	1	1	0	5	0	0	0	5	0	9	0	0
Evans, T.	.000	1	1	0	0	0	0	0	0	0	0	0	0	0	0	1	0	0
Frandsen, K.	.250	54	160	24	40	51	11	0	0	14	3	0	1	9	0	10	2	0
Hunter, T.	.281	152	573	76	161	266	36	0	23	90	0	5	7	61	6	106	9	12
Izturis, M.	.250	61	212	27	53	77	13	1	3	27	1	2	2	21	0	27	7	3
Kendrick, H.	.279	158	616	67	172	251	41	4	10	75	4	5	5	28	2	94	14	4
Mathis, J.	.195	68	205	19	40	57	6	1	3	18	3	3	1	6	0	59	3	0
Matsui, H.	.274	145	482	55	132	221	24	1	21	84	0	4	1	67	6	98	0	1
McAnulty, P.	.136	9	22	2	3	6	0	0	1	2	0	0	0	2	0	11	0	0
Morales, K.	.290	51	193	29	56	94	5	0	11	39	0	1	5	12	3	31	0	1
Napoli, M.	.238	140	453	60	108	212	24	1	26	68	0	4	11	42	2	137	4	2
Quinlan, R.	.121	23	33	4	4	6	2	0	0	2	1	0	0	2	0	6	2	0
Rivera, J.	.252	124	416	53	105	170	20	0	15	52	0	2	4	33	4	58	2	2
Romine, A.	.091	5	11	0	1	1	0	0	0	0	1	0	0	0	0	4	0	0
Ryan, M.	.205	22	39	3	8	12	4	0	0	2	0	1	0	1	0	5	0	0
Trumbo, M.	.067	8	15	2	1	1	0	0	0	2	0	0	0	1	0	8	0	0
Willits, R.	.258	97	159	23	41	48	7	0	0	8	3	0	1	19	0	26	2	4
Wilson, B.	.229	40	96	12	22	40	6	0	4	15	2	0	0	8	0	23	0	0
Wood, B.	.146	81	226	20	33	47	2	0	4	14	8	1	2	6	0	71	1	0
PITCHERS	.087	9	23	4	2	2	0	0	0	0	1	0	2	0	10	0	0	0
TOTALS	.248	162	5488	681	1363	2142	276	19	155	656	42	37	52	466	28	1070	104	52
OPP.	.256	162	5556	702	1422	2241	313	31	148	670	41	42	46	565	33	1130	133	41

2010 ANGELS DESIGNATED HITTERS

PLAYER	AVG	G	AB	R	H	TB	2B	3B	HR	RBI	SH	SF	HP	BB	IBB	SO	SB	CS
Abreu, B.	.143	17	70	5	10	14	4	0	0	5	0	0	0	6	0	17	0	1
Aybar, E.	1.000	1	1	1	1	1	0	0	0	0	0	0	0	0	0	0	1	0
Conger, H.	.000	1	1	0	0	0	0	0	0	0	0	0	0	0	0	1	0	0
Hunter, T.	.135	9	37	1	5	6	1	0	0	3	0	0	0	3	0	5	0	0
Izturis, M.	.000	3	8	0	0	0	0	0	0	1	1	1	0	1	0	2	0	0
Mathis, J.	.000	1	1	0	0	0	0	0	0	0	0	0	0	0	0	1	0	0
Ryan, M.	.000	1	1	0	0	0	0	0	0	0	0	0	0	0	0	0	0	0
Matsui, H.	.263	120	418	46	110	181	21	1	16	61	0	4	1	60	4	88	0	1
McAnulty, P.	.250	1	4	1	1	4	0	0	1	2	0	0	0	0	0	3	0	0
Napoli, M.	.000	2	3	1	0	0	0	0	0	0	0	0	0	0	0	3	0	0
Quinlan, R.	.000	3	3	0	0	0	0	0	0	0	0	0	0	0	0	1	0	0
Rivera, J.	.125	3	8	0	1	2	1	0	0	0	0	0	0	1	0	3	0	0
Trumbo, M.	.000	1	1	0	0	0	0	0	0	0	0	0	0	0	0	0	0	0
Willits, R.	.000	10	2	3	0	0	0	0	0	0	1	0	0	0	0	0	0	0
Wilson, B.	1.000	1	1	0	1	1	0	0	0	0	0	0	0	0	0	0	0	0
TOTALS	.231	153	559	59	129	209	27	1	17	72	2	5	1	71	4	122	1	2

2010 ANGELS PITCHING

PITCHER	W	L	ERA	G	GS	CG	GF	SHO	SV	IP	H	R	ER	HR	HB	BB	IBB	SO	WP	BK	OPP	AVG
Bell, T.	2	5	4.72	25	7	0	8	0	0	61.0	77	35	32	2	1	21	2	45	5	0	.312	
Bulger, J.	0	0	4.88	25	0	0	5	0	0	24.0	25	14	13	3	2	15	0	25	1	0	.269	
Casseevah, B.	1	2	3.15	16	0	0	9	0	0	20.0	23	11	7	0	1	8	2	8	1	0	.277	
Fuentes, B.	4	4	3.52	39	0	0	33	0	23	38.1	28	17	15	5	1	18	1	39	2	1	.201	
Haren, D.	5	4	2.87	14	1	0	0	0	0	94.0	84	31	30	8	2	25	2	75	4	1	.237	
Jepsen, K.	2	4	3.97	68	0	0	4	0	0	59.0	54	26	26	2	2	29	5	61	8	0	.250	
Kazmir, S.	9	15	5.94	28	28	0	0	0	0	150.0	158	103	99	25	12	79	2	93	6	0	.271	
Kohn, M.	2	0	2.11	24	0	0	8	0	1	21.1	17	5	5	0	0	16	1	20	0	0	.227	
O'Sullivan, S.	1	0	2.08	5	1	0	2	0	0	13.0	7	3	3	1	0	4	2	6	0	0	.156	
Palmer, M.	1	2	4.54	14	1	0	3	0	0	33.2	38	20	17	1	1	20	1	17	2	0	.281	
Pineiro, J.	10	7	3.84	23	23	3	0	1	0	152.1	155	66	65	15	1	34	6	92	4	0	.261	
Rodney, F.	4	3	4.24	72	0	0	30	0	14	68.0	70	33	32	4	5	35	1	53	4	0	.263	
Rodriguez, F.	1	3	4.37	43	0	0	14	0	0	47.1	46	23	23	5	1	26	3	36	8	1	.254	
Rodriguez, R.	0	0	4.50	1	0	0	1	0	0	2.0	1	1	1	0	1	2	0	1	0	0	.143	
Santana, E.	17	10	3.92	33	33	4	0	1	0	222.2	221	104	97	27	12	73	2	169	11	1	.259	
Saunders, J.	6	10	4.62	20	20	2	0	1	0	120.2	135	70	62	14	1	45	1	64	3	0	.290	
Shields, R.	0	3	5.28	43	1	0	17	0	0	46.0	45	31	27	6	2	34	1	39	7	0	.254	
Stokes, B.	0	0	8.10	16	0	0	6	0	0	16.2	26	18	15	4	1	16	1	16	2	0	.361	
Thompson, R.	2	0	1.37	13	0	0	7	0	0	19.2	12	4	3	2	0	4	0	15	4	0	.171	
Walden, J.	0	1	2.35	16	0	0	5	0	1	15.1	13	4	4	1	0	7	0	23	1	1	.224	
Weaver, J.	13	12	3.01	34	34	0	0	0	0	224.1	187	83	75	23	0	54	0	233	7	1	.222	
TOTALS	80	82	4.04	162	162	10	152	9	39	1449.1	1422	702	651	148	46	565	33	1130	80	6	.256	
OPP.	82	80	3.91	162	162	5	157	9	42	1453.0	1363	681	632	155	52	466	28	1070	44	9	.248	

WIN STREAK: 6; June 2-7

LOSING STREAK: 7; Apr. 30-May 6

CLUB HISTORY



YEAR BY YEAR STATISTICAL REVIEW



2011 ANGELS BATTING

PLAYER	AVG	G	AB	R	H	TB	2B	3B	HR	RBI	SH	SF	HP	BB	IBB	SO	SB	CS
Abreu, B.	.253	142	502	54	127	183	30	1	8	60	1	3	1	78	5	113	21	5
Amarista, A.	.154	23	52	2	8	13	3	1	0	5	1	1	0	2	0	8	0	0
Aybar, E.	.279	143	556	71	155	234	33	8	10	59	9	3	6	31	1	68	30	6
Bourjos, P.	.271	147	502	72	136	220	26	11	12	43	7	1	10	32	0	124	22	9
Branayan, R.	.185	37	65	7	12	26	2	0	4	12	0	1	0	11	0	21	2	0
Callaspo, A.	.288	141	475	54	137	178	23	0	6	46	0	2	1	58	8	48	8	1
Chatwood, T.	.667	27	3	1	2	2	0	0	0	2	0	0	0	0	0	0	0	0
Conger, H.	.209	59	177	14	37	63	8	0	6	19	2	0	1	17	2	37	0	0
Haren, D.	.333	35	3	0	1	1	0	0	0	1	1	0	0	0	0	1	0	0
Hunter, T.	.262	156	580	80	152	249	24	2	23	82	0	3	4	62	2	125	5	7
Izturis, M.	.276	122	449	51	124	174	35	0	5	38	0	4	8	33	3	65	9	6
Kendrick, H.	.285	140	537	86	153	249	30	6	18	63	3	0	10	33	3	119	14	6
Mathis, J.	.174	93	247	18	43	64	12	0	3	22	14	3	2	15	2	75	1	2
Moore, J.	.125	8	8	3	1	1	0	0	0	0	0	0	0	0	0	2	0	0
Navarro, E.	.200	8	10	1	2	3	1	0	0	1	0	0	1	0	1	0	1	0
Pettit, C.	.000	1	0	0	0	0	0	0	0	0	0	0	0	0	0	0	0	0
Pineiro, J.	.000	27	5	0	0	0	0	0	0	0	1	0	0	0	0	4	0	0
Romine, A.	.125	10	16	2	2	2	0	0	0	0	1	0	0	1	0	6	1	0
Santana, E.	.500	33	2	0	1	1	0	0	0	0	0	0	0	0	0	1	0	0
Trout, M.	.220	40	123	20	27	48	6	0	5	16	0	1	2	9	0	30	4	0
Trumbo, B.	.254	149	539	65	137	257	31	1	29	87	0	4	5	25	6	120	9	4
Velazquez, G.	.500	4	6	0	3	3	0	0	0	1	0	1	0	0	0	0	0	0
Weaver, J.	.000	33	4	0	0	0	0	0	0	0	0	0	0	0	0	1	0	0
Wells, V.	.218	131	505	60	110	208	15	4	25	66	0	3	1	20	0	86	9	4
Willits, R.	.045	22	22	0	1	2	1	0	0	1	2	0	0	4	0	7	0	0
Wilson, B.	.189	57	111	5	21	32	8	0	1	8	4	2	0	10	1	16	0	2
Wood, B.	.143	6	14	1	2	3	1	0	0	0	1	0	0	0	0	8	0	0
PITCHERS	.235	9	17	1	4	4	0	0	0	1	4	0	0	0	0	7	0	0
TOTALS	.253	162	5513	667	1394	2216	289	34	155	629	50	32	51	442	33	1086	135	52
OPP.	.251	162	5525	633	1388	2141	287	20	142	604	46	41	36	476	34	1058	126	40

2011 ANGELS DESIGNATED HITTERS

PLAYER	AVG	G	AB	R	H	TB	2B	3B	HR	RBI	SH	SF	HP	BB	IBB	SO	SB	CS
Abreu, B.	.247	108	397	40	98	137	19	1	6	47	1	3	0	61	3	83	16	5
Branayan, R.	.156	13	32	3	5	8	0	0	1	3	0	0	0	7	0	11	2	0
Conger, H.	.000	1	2	0	0	0	0	0	0	0	0	0	0	0	0	1	0	0
Hunter, T.	.246	19	65	17	16	36	3	1	5	13	0	1	1	15	0	18	0	1
Izturis, M.	.244	12	45	4	11	13	2	0	0	2	0	0	0	2	0	9	1	1
Mathis, J.	.000	2	2	0	0	0	0	0	0	0	0	0	0	0	0	0	0	0
Trout, M.	.000	1	1	0	0	0	0	0	0	0	0	0	0	0	0	1	0	0
Wells, V.	.231	7	26	4	6	15	1	1	2	5	0	0	0	5	0	3	0	0
Wilson, B.	.000	2	3	0	0	0	0	0	0	0	0	0	0	1	0	0	0	0
TOTALS	.237	153	573	68	136	209	25	3	14	70	1	4	1	87	3	126	19	7

2011 ANGELS PITCHING

PITCHER	W	L	ERA	G	GS	CG	GF	SHO	SV	IP	H	R	ER	HR	HB	BB	IBB	SO	WP	BK	AVG
Bell, T.	1	1	3.41	19	0	0	14	0	0	34.1	39	14	13	2	1	10	1	17	2	0	.291
Bulger, J.	0	1	0.96	5	0	0	4	0	0	9.1	6	4	1	2	0	10	1	7	0	0	.182
Casseevah, B.	1	1	2.72	30	0	0	6	0	0	39.2	28	12	12	1	1	19	2	24	3	0	.207
Chatwood, T.	6	11	4.75	27	25	0	0	0	0	142.0	166	81	75	14	6	71	4	74	3	1	.303
Downs, S.	6	3	1.34	60	0	0	10	0	1	53.2	39	11	8	3	0	15	3	35	2	0	.199
Haren, D.	16	10	3.17	35	34	4	1	3	0	238.1	211	91	84	20	5	33	1	192	6	0	.235
Jepsen, K.	1	2	7.62	16	0	0	5	0	0	13.0	21	11	11	2	1	9	4	6	5	0	.375
Kazmir, S.	0	0	27.00	1	1	0	0	0	0	1.2	5	5	5	1	2	2	0	0	0	1	.500
Kohn, M.	0	1	7.30	14	0	0	7	0	1	12.1	14	10	10	6	1	9	0	9	1	0	.280
Palmer, M.	1	1	5.74	3	3	0	0	0	0	15.2	19	11	10	1	0	1	4	0	7	0	.306
Pineiro, J.	7	7	5.13	27	24	0	2	0	0	145.2	182	90	83	16	2	38	3	62	2	0	.311
Ramirez, H.	1	0	6.00	12	0	0	3	0	0	9.0	16	7	6	1	0	2	0	4	1	0	.432
Richards, G.	0	2	5.79	7	3	0	2	0	0	14.0	16	11	9	4	0	7	0	9	2	0	.291
Rodney, F.	3	5	4.50	39	0	0	15	0	3	32.0	26	18	16	1	3	28	0	26	2	0	.224
Rodriguez, F.	0	0	4.61	10	0	0	4	0	0	13.2	13	7	7	2	0	5	0	7	0	0	.241
Santana, E.	11	12	3.38	33	33	4	0	1	0	228.2	207	95	86	26	8	72	4	178	10	1	.241
Takahashi, H.	4	3	3.44	61	0	0	18	0	2	68.0	58	30	26	7	0	25	8	52	1	0	.232
Thompson, R.	1	3	3.00	44	0	0	16	0	0	54.0	46	18	18	5	0	20	0	56	1	1	.224
Walden, J.	5	5	2.98	62	0	0	42	0	32	60.1	49	22	20	3	1	26	3	67	6	0	.223
Weaver, J.	18	8	2.41	33	33	4	0	2	0	235.2	182	65	63	20	3	56	0	198	8	0	.212
Williams, J.	4	0	3.68	10	6	0	1	0	0	44.0	45	20	18	6	1	15	0	28	0	0	.269
TOTALS	86	76	3.57	162	162	12	150	11	39	1465.0	1388	633	581	142	36	476	34	1058	55	4	.251
OPP.	76	86	3.73	162	162	7	155	11	31	1456.2	1394	667	603	155	51	442	33	1086	48	5	.253

WIN STREAK: 6; Aug. 18-24

LOSING STREAK: 6; June 4-10

CLUB HISTORY



YEAR BY YEAR STATISTICAL REVIEW

2012 ANGELS BATTING

PLAYER	AVG	G	AB	R	H	TB	2B	3B	HR	RBI	SH	SF	HP	BB	IBB	SO	SB	CS
Abreu, B.	.208	8	24	1	5	8	3	0	0	5	0	1	0	2	0	5	0	0
Amarista, A.	.000	1	0	1	0	0	0	0	0	0	0	0	0	0	0	0	0	0
Aybar, E.	.290	141	517	67	150	215	31	5	8	45	7	2	5	22	1	61	20	4
Bourjos, P.	.220	101	168	27	37	53	7	0	3	19	6	3	3	15	0	44	3	1
Calhoun, K.	.174	21	23	2	4	5	1	0	0	1	0	0	0	2	1	6	1	0
Callaspo, A.	.252	138	457	55	115	165	20	0	10	53	3	4	0	56	1	59	4	3
Conger, H.	.167	7	18	0	3	3	0	0	0	1	1	1	1	0	0	0	0	0
Haren, D.	.000	31	4	0	0	0	0	0	0	0	3	0	0	0	0	2	0	0
Hester, J.	.212	39	85	14	18	28	1	0	3	4	1	0	1	8	0	25	0	0
Hunter, T.	.313	140	534	81	167	241	24	1	16	92	1	3	8	38	1	133	9	1
Iannetta, C.	.240	79	221	27	53	88	6	1	9	26	0	1	2	29	0	60	1	3
Izturis, M.	.256	100	289	35	74	91	11	0	2	20	3	0	2	25	0	38	17	2
Kendrick, H.	.287	147	550	57	158	220	32	3	8	67	6	5	4	29	1	115	14	6
Langerhans, R.	.000	2	1	0	0	0	0	0	0	0	1	0	0	0	0	1	0	0
Morales, K.	.273	134	484	61	132	226	26	1	22	73	0	3	4	31	1	116	0	1
Pujols, A.	.285	154	607	85	173	313	50	0	30	105	0	6	5	52	16	76	8	1
Richards, G.	.000	30	2	0	0	0	0	0	0	0	0	0	0	0	0	1	0	0
Romine, A.	.412	12	17	2	7	7	0	0	0	1	1	0	0	3	0	3	1	0
Santana, E.	.000	30	4	0	0	0	0	0	0	0	1	0	0	0	0	4	0	0
Segura, J.	.000	1	3	0	0	0	0	0	0	0	0	0	0	0	0	0	2	0
Trout, M.	.326	139	559	129	182	315	27	8	30	83	0	7	6	67	4	139	49	5
Trumbo, M.	.268	144	544	66	146	267	19	3	32	95	0	2	4	36	3	153	4	5
Weaver, J.	.500	30	2	1	1	1	0	0	0	0	0	0	0	1	0	1	0	0
Wells, V.	.230	77	243	36	56	98	9	0	11	29	0	2	1	16	0	35	3	1
Williams, J.	.250	32	4	1	1	2	1	0	0	0	0	0	0	0	0	0	0	0
Wilson, B.	.211	75	171	19	36	50	5	0	3	13	1	1	1	15	0	33	0	0
Wilson, C.	.000	34	5	0	0	0	0	0	0	0	0	0	0	1	0	1	0	0
PITCHERS	.100	10	20	2	2	3	1	0	0	4	0	0	0	2	0	8	0	0
TOTALS	.274	162	5536	767	1518	2396	273	22	187	732	47	41	47	449	29	1113	134	33
OPP.	.246	162	5434	699	1339	2191	250	22	186	661	31	45	40	483	20	1157	127	41

2012 ANGELS DESIGNATED HITTERS

PLAYER	AVG	G	AB	R	H	TB	2B	3B	HR	RBI	SH	SF	HP	BB	IBB	SO	SB	CS
Bourjos, P.	.000	1	1	0	0	0	0	0	0	0	0	0	0	0	0	0	0	0
Calhoun, K.	.000	1	1	0	0	0	0	0	0	0	0	0	0	0	0	0	0	0
Hunter, T.	.381	6	21	4	8	11	0	0	1	3	0	0	0	1	0	3	1	0
Morales, K.	.271	92	365	54	99	167	17	0	17	53	0	2	3	20	0	91	0	0
Pujols, A.	.246	34	134	16	33	58	13	0	4	19	0	0	0	10	2	21	0	0
Trumbo, M.	.310	22	84	10	26	48	3	2	5	16	0	0	3	6	0	24	2	0
Wilson, B.	.000	1	1	0	0	0	0	0	0	0	0	0	0	0	0	0	0	0
TOTALS	.273	153	607	84	166	284	33	2	27	91	0	2	6	37	2	139	3	0

2012 ANGELS PITCHING

PITCHER	W	L	ERA	G	GS	CG	GF	SHO	SV	IP	H	R	ER	HR	HB	BB	IBB	SO	WP	BK	OPP	AVG
Carpenter, D.	1	2	4.76	28	0	0	12	0	0	39.2	42	21	21	6	0	17	0	28	2	0		.276
Cassevah, B.	1	0	7.20	4	0	0	0	0	0	5.0	5	4	4	2	1	6	1	2	0	0		.263
Downs, S.	1	1	3.15	57	0	0	11	0	9	45.2	43	17	16	3	0	17	2	32	1	0		.246
Enright, B.	0	0	14.73	3	0	0	2	0	0	3.2	7	6	6	1	0	1	0	0	0	0		.368
Frieri, E.	4	2	2.32	56	0	0	46	0	23	54.1	26	15	14	7	5	26	0	80	1	0		.140
Geltz, S.	0	0	4.50	2	0	0	2	0	0	2.0	2	1	1	0	0	3	0	1	0	0		.286
Greinke, Z.	6	2	3.53	13	13	0	0	0	0	89.1	80	35	35	11	2	26	0	78	4	0		.242
Haren, D.	12	13	4.33	30	30	1	0	1	0	176.2	190	95	85	28	3	38	3	142	5	1		.275
Hawkins, L.	2	3	3.64	48	0	0	7	0	1	42.0	45	20	17	5	0	13	1	23	0	0		.280
Isringhausen, J.	3	2	4.14	50	0	0	17	0	0	45.2	44	22	21	7	0	19	3	31	3	0		.251
Jepsen, K.	3	2	3.02	49	0	0	11	0	2	44.2	39	17	15	3	2	12	1	38	1	0		.244
Maronde, N.	0	0	1.50	12	0	0	1	0	0	6.0	6	1	1	0	0	3	0	7	0	0		.261
Mills, B.	1	0	0.00	1	1	0	0	0	0	5.0	3	0	0	0	0	0	0	6	0	0		.167
Pauley, D.	0	1	4.35	5	0	0	3	0	0	10.1	16	6	5	1	0	3	1	4	0	0		.356
Richards, G.	4	3	4.69	30	9	0	4	0	1	71.0	77	46	37	7	3	34	1	47	2	0		.280
Santana, E.	9	13	5.16	30	30	1	0	1	0	178.0	165	109	102	39	9	61	2	133	4	0		.239
Takahashi, H.	0	3	4.93	42	0	0	9	0	0	42.0	39	24	23	6	0	10	1	41	0	0		.242
Taylor, A.	0	0	11.57	3	0	0	2	0	0	2.1	3	3	3	0	0	4	0	0	1	0		.300
Thompson, R.	0	1	15.43	2	0	0	2	0	0	2.1	5	4	4	1	0	1	0	3	0	0		.417
Walden, J.	3	2	3.46	45	0	0	20	0	1	39.0	35	15	15	3	0	18	1	48	7	0		.229
Weaver, J.	20	5	2.81	30	30	3	0	2	0	188.2	147	63	59	20	4	45	0	142	2	0		.214
Williams, J.	6	8	4.58	32	15	1	7	1	1	137.2	139	73	70	17	5	35	1	98	1	0		.263
Wilson, C.	13	10	3.83	34	34	0	0	0	0	202.1	181	102	86	19	6	91	2	173	4	1		.239
TOTALS	89	73	4.02	162	162	6	156	16	38	1433.1	1339	699	640	186	40	483	20	1157	38	2		.246
OPP.	73	89	4.50	162	162	5	157	13	35	1425.0	1518	767	713	187	47	449	29	1113	62	5		.274

WIN STREAK: 8; May 22-29

LOSING STREAK: 5; Apr. 22-27

CLUB HISTORY



YEAR BY YEAR STATISTICAL REVIEW

2013 ANGELS BATTING

PLAYER	AVG	G	AB	R	H	TB	2B	3B	HR	RBI	SH	SF	HP	BB	IBB	SO	SB	CS
Aybar, E.	.271	138	550	68	149	210	33	5	6	54	8	5	3	23	1	59	12	7
Bourjos, P.	.274	55	175	26	48	66	3	3	3	12	4	1	6	10	0	43	6	0
Calhoun, K.	.282	58	195	29	55	90	7	2	8	32	0	5	1	21	0	41	2	2
Callaspo, A.	.252	86	294	32	74	102	13	0	5	36	3	5	0	34	2	22	0	2
Conger, H.	.249	92	233	23	58	94	13	1	7	21	0	1	4	17	2	61	0	1
Cousins, S.	.000	7	4	1	0	0	0	0	0	0	0	0	0	1	0	3	0	0
Cowgill, C.	.231	50	91	11	21	34	3	2	2	8	3	0	0	5	0	27	1	0
Field, T.	.154	15	26	4	4	4	0	0	0	0	0	0	0	1	0	7	0	0
Green, G.	.280	40	125	16	35	48	8	1	1	16	0	1	1	10	0	38	0	0
Hamilton, J.	.250	151	576	73	144	249	32	5	21	79	0	9	4	47	4	158	4	0
Harris, B.	.206	44	107	14	22	38	4	0	4	9	2	1	1	6	0	29	0	1
Hawpe, B.	.185	17	27	2	5	5	0	0	0	2	0	0	0	5	0	14	0	0
Hester, J.	.000	1	0	1	0	0	0	0	0	0	0	0	0	1	0	0	0	0
Iannetta, C.	.225	115	325	40	73	121	15	0	11	39	0	4	2	68	2	100	0	1
Jimenez, L.	.260	34	104	15	27	33	6	0	0	5	0	1	3	2	0	28	0	2
Kendrick, H.	.297	122	478	55	142	210	21	4	13	54	3	3	6	23	5	89	6	3
Navarro Jr, E.	.250	4	4	0	1	1	0	0	0	1	0	0	0	2	0	1	1	0
Nelson, C.	.220	33	109	10	24	38	1	2	3	18	0	1	1	8	0	36	2	1
Pujols, A.	.258	99	391	49	101	171	19	0	17	64	0	7	5	40	8	55	1	1
Romine, A.	.259	47	108	9	28	31	3	0	0	10	6	1	1	7	0	24	1	0
Shuck, J.	.283	129	437	60	128	160	20	3	2	39	6	7	1	27	0	54	8	4
Trout, M.	.323	157	589	109★	190	328	39	9	27	97	0	8	9	110★	10	136	33	7
Trumbo, M.	.234	159	620	85	145	281	30	2	34	100	0	4	0	54	6	184	5	2
PITCHERS	.100	13	20	1	2	2	0	0	0	0	2	0	0	1	0	12	0	0
TOTALS	.264	162	5588	733	1476	2316	270	39	164	696	37	64	48	523	40	1221	82	34
OPP.	.261	162	5646	737	1475	2304	286	21	167	689	37	35	45	533	36	1200	131	35

2013 ANGELS DESIGNATED HITTERS

PLAYER	AVG	G	AB	R	H	TB	2B	3B	HR	RBI	SH	SF	HP	BB	IBB	SO	SB	CS
Callaspo, A.	.000	1	3	0	0	0	0	0	0	0	0	0	0	0	0	0	0	0
Conger, H.	.333	3	9	1	3	3	0	0	0	1	0	0	0	1	0	1	0	0
Hamilton, J.	.315	37	146	22	46	78	7	3	7	23	0	1	0	17	2	46	1	0
Jimenez, L.	.000	1	3	0	0	0	0	0	0	0	0	0	0	0	0	0	0	0
Kendrick, H.	.176	4	17	2	3	5	2	0	0	0	0	0	0	0	0	3	0	0
Nelson, C.	.500	1	4	0	2	0	0	0	0	1	0	0	0	0	0	2	0	0
Pujols, A.	.271	65	266	30	72	111	15	0	8	35	0	1	3	27	7	39	1	0
Shuck, J.	.286	16	56	6	16	21	2	0	1	5	0	2	0	5	0	12	1	0
Trout, M.	.103	9	29	3	3	4	1	0	0	2	0	0	0	11	1	13	1	0
Trumbo, M.	.203	17	69	8	14	25	2	0	3	23	0	0	0	7	1	22	0	0
TOTALS	.264	152	602	73	159	249	29	2	19	81	0	4	3	69	11	138	4	0

2013 ANGELS PITCHING

PITCHER	W	L	ERA	G	GS	CG	GF	SHO	SV	IP	H	R	ER	HR	HB	BB	IBB	SO	WP	BK	AVG	OPP
Blanton, J.	2	14	.604	28	20	0	7	0	0	132.2	180	96	89	29	4	34	4	108	9	0	.317	
Boshers, B.	0	0	4.70	25	0	0	1	0	0	15.1	13	8	8	0	1	8	1	13	0	0	.241	
Brasier, R.	0	0	2.00	7	0	0	7	0	0	9.0	7	2	2	1	0	4	0	7	0	0	.233	
Buckner, B.	1	0	4.67	7	2	0	4	0	0	17.1	17	9	9	5	1	7	0	7	2	0	.270	
Burnett, S.	0	0	0.93	13	0	0	1	0	0	9.2	9	1	1	1	0	4	0	7	1	0	.265	
Carpenter, D.	0	0	108.00	1	0	0	0	0	0	0.1	2	4	4	1	0	2	0	1	1	0	.667	
Coello, R.	2	2	3.71	16	0	0	8	0	1	17.0	14	7	7	1	0	8	0	23	0	0	.219	
De La Rosa, D.	6	1	2.86	75	0	0	20	0	2	72.1	56	25	23	3	1	28	2	65	6	0	.219	
Downs, S.	2	3	1.84	43	0	0	3	0	0	29.1	26	7	6	1	2	11	2	22	1	0	.243	
Enright, B.	0	2	12.96	4	2	0	1	0	0	8.1	12	12	12	2	0	7	0	6	1	0	.333	
Frieri, E.	2	4	3.80	67	0	0	51	0	37	68.2	55	29	29	11	3	30	1	98	1	0	.216	
Gutierrez, J.	1	4	5.19	28	0	0	4	0	0	26.0	16	15	3	0	12	1	2	28	2	0	.255	
Hanson, T.	4	3	5.42	15	13	0	1	0	0	73.0	83	47	44	10	3	30	3	56	6	0	.286	
Jeppen, K.	1	3	4.50	45	0	0	7	0	0	36.0	41	21	18	3	1	14	4	36	2	0	.283	
Kohn, M.	1	4	3.74	63	0	0	13	0	0	53.0	42	22	22	7	0	28	3	52	4	0	.212	
Low, M.	1	0	9.26	11	0	0	2	0	0	11.2	11	12	12	1	0	11	1	7	2	0	.256	
Maronde, N.	0	0	6.75	10	0	0	2	0	0	5.1	4	6	4	1	0	8	1	5	1	0	.200	
Rasmus, C.	1	1	4.20	16	0	0	4	0	0	15.0	16	9	7	2	0	10	2	14	0	1	.262	
Richards, G.	7	8	4.16	47	17	1	6	0	1	145.0	151	73	67	12	1	44	4	101	11	0	.269	
Roth, M.	1	1	7.20	15	1	0	5	0	0	20.0	24	16	16	0	1	6	0	17	2	0	.300	
Shoemaker, M.	0	0	0.00	1	1	0	0	0	0	5.0	2	0	0	0	0	2	0	5	1	0	.118	
Stange, D.	0	1	16.20	3	0	0	3	0	0	1.2	2	3	3	1	0	2	0	1	0	0	.286	
Vargas, J.	9	8	4.02	24	24	3	0	2	0	150.0	162	68	67	17	5	46	2	109	0	1	.276	
Weaver, J.	11	8	3.27	24	24	0	0	0	0	154.1	139	58	56	17	7	37	0	117	2	0	.237	
Williams, J.	9	10	4.57	37	25	0	8	0	0	169.1	181	93	86	23	4	55	2	107	5	0	.272	
Wilson, C.	17	7	3.39	33	33	0	0	0	0	212.1	200	93	80	15	8	85	3	188	14	2	.246	
TOTALS	78	84	4.23	162	162	4	158	12	41	1457.2	1475	737	685	167	45	533	36	1200	74	4	.261	
OPP.	84	78	4.05	162	162	4	158	8	43	1461.0	1476	733	658	164	48	523	40	1221	51	4	.264	

WIN STREAK: 8; May 18-26

LOSING STREAK: 6; July 26-31



YEAR BY YEAR STATISTICAL REVIEW

2014 ANGELS BATTING

PLAYER	AVG	G	AB	R	H	TB	2B	3B	HR	RBI	SH	SF	HP	BB	SO	SB	CS	OPS
Aybar, E.	.278	156	589	77	164	223	30	4	7	68	3	8	5	36	62	16	9	.700
Beckham, G.	.268	26	56	10	15	24	3	0	2	8	0	2	3	11	0	0	0	.756
Boesch, B.	.187	27	75	6	14	22	2	0	2	7	0	2	0	2	19	3	0	.496
Buck, J.	.200	5	5	0	1	1	0	0	0	0	0	0	0	2	0	0	0	.570
Calhoun, K.	.272	127	493	90	134	222	31	3	17	58	2	2	2	38	104	5	3	.776
Campana, T.	.333	18	15	6	5	5	0	0	0	0	0	0	0	6	0	0	0	.667
Conger, H.	.221	80	231	24	51	75	12	0	4	25	2	0	2	22	57	0	2	.618
Cowgill, C.	.250	106	260	37	65	92	10	1	5	21	2	0	5	26	74	4	0	.684
Cron, C.	.256	79	242	28	62	109	12	1	11	37	0	0	1	10	61	0	0	.739
Freese, D.	.260	134	462	53	120	177	25	1	10	55	0	5	6	38	124	1	3	.704
Green, G.	.273	43	99	7	27	35	5	0	1	11	0	2	0	2	20	1	4	.635
Hamilton, J.	.263	89	338	43	89	140	21	0	10	44	0	6	5	32	108	3	3	.745
Iannetta, C.	.252	108	306	41	77	120	22	0	7	43	0	5	8	54	91	3	0	.765
Ibanez, R.	.157	57	166	16	26	44	5	2	3	21	0	1	0	23	43	3	2	.523
Jimenez, L.	.162	18	37	3	6	8	2	0	0	2	2	0	2	0	13	0	0	.421
Kendrick, H.	.293	157	617	85	181	245	33	5	7	75	3	2	4	48	110	14	5	.744
McDonald, J.	.171	95	76	4	13	15	2	0	0	5	5	1	2	7	18	1	1	.453
Navarro, E.	.245	64	159	17	39	54	10	1	1	14	2	0	0	13	27	1	3	.642
O'Malley, S.	.188	11	16	3	3	3	0	0	0	1	0	0	0	8	2	0	0	.375
Pujols, A.	.272	159	633	89	172	295	37	1	28	105	0	9	5	48	71	5	1	.790
Shuck, J.	.167	22	84	10	14	21	1	0	2	9	1	0	0	3	11	2	0	.445
Stewart, I.	.176	24	68	8	12	26	2	3	2	7	0	0	1	3	31	1	0	.605
Trout, M.	.287	157	602	115*	173	338*	39	9	36	111*	0	10	10	83	184*	16	2	.939
PITCHERS	.043	13	23	0	1	1	0	0	0	2	0	2	0	0	11	0	0	.086
TOTALS	.259	162	5652	773	1464	2295	304	31	155	729	26	54	60	492	1266	81	39	.728
OPP.	.236	162	5533	630	1307	1941	228	14	126	592	29	49	63	504	1342	106	39	.656

2014 ANGELS DESIGNATED HITTERS

PLAYER	AVG	G	AB	R	H	TB	2B	3B	HR	RBI	SH	SF	HP	BB	SO	SB	CS	OPS
Boesch, B.	.167	14	48	5	8	15	1	0	2	7	0	2	0	1	15	1	0	.489
Cowgill, C.	.333	3	3	1	1	2	1	0	0	1	0	0	0	1	1	0	0	1.167
Cron, C.	.248	38	125	14	31	55	6	0	6	21	0	0	1	6	39	0	0	.728
Freese, D.	.200	10	35	4	7	10	0	0	1	2	0	0	0	1	13	0	0	.508
Green, G.	.000	2	3	0	0	0	0	0	0	0	0	0	0	0	0	0	0	.000
Hamilton, J.	.321	14	53	6	17	29	3	0	3	8	0	0	1	8	9	0	2	.967
Ibanez, R.	.140	27	93	8	12	23	2	1	2	9	0	1	0	14	28	2	2	.497
Jimenez, L.	.000	2	3	0	0	0	0	0	0	0	0	0	0	0	1	0	0	.000
Kendrick, H.	.308	3	13	3	4	10	0	0	2	5	0	0	0	1	4	0	1	1.126
McDonald, J.	1.000	2	1	0	1	1	0	0	0	1	0	0	0	0	0	0	0	2.000
Navarro, E.	.077	4	13	1	1	1	0	0	0	0	0	0	0	1	3	0	0	.220
O'Malley, S.	1.000	1	2	0	2	2	0	0	0	1	0	0	0	0	0	0	0	2.000
Pujols, A.	.325	43	163	23	53	93	10	0	10	33	0	3	3	11	22	2	1	.943
Trout, M.	.316	8	38	5	12	21	4	1	1	10	0	1	0	2	13	1	0	.894
TOTALS	.253	152	592	72	150	262	27	2	27	97	1	7	6	47	147	6	8	.754

2014 ANGELS PITCHING

PITCHER	W	L	ERA	G	GS	CG	GF	SHO	SV	IP	H	R	ER	HR	HB	BB	IBB	SO	WP	BK	AVG	OPP AVG
Alvarez, J.	0	0	0.00	2	0	0	1	0	0	0.2	1	0	0	0	0	0	0	1	0	0	0	.333
Bedrosian, C.	0	1	6.52	17	0	0	0	0	0	19.1	23	17	14	2	0	12	1	20	1	1	1	.288
Burnett, S.	0	0	13.50	3	0	0	0	0	0	0.2	1	1	1	0	0	0	0	0	0	0	0	.333
Carpenter, D.	0	0	0.00	1	0	0	0	0	0	3.0	1	0	0	0	2	0	0	0	0	0	0	.100
De La Rosa, D.	0	0	11.57	3	0	0	2	0	0	2.1	3	3	3	0	0	3	1	0	1	0	1	.375
Diaz, J.	0	0	3.18	5	0	0	2	0	0	5.2	4	2	2	0	0	3	0	8	0	0	0	.200
Frieri, E.	0	3	6.39	34	0	0	22	0	11	31	33	22	22	8	1	9	1	38	0	0	0	.268
Grilli, J.	1	3	3.48	40	0	0	6	0	1	33.2	29	15	13	0	3	10	1	36	1	0	0	.238
Grube, J.	0	0	13.50	1	0	0	1	0	0	0.2	1	1	1	0	0	0	0	0	0	0	0	.333
Herrera, Y.	1	0	2.70	20	0	0	8	0	0	16.2	22	5	5	0	0	3	0	13	0	0	0	.324
Hill, R.	0	0	-	2	0	0	0	0	0	0.0	1	1	1	0	0	3	0	0	1	0	0	1.000
Jeppsen, K.	0	2	2.63	74	0	0	10	0	2	65.0	45	19	19	4	2	23	2	75	5	0	0	.192
Kohr, M.	2	1	3.04	25	0	0	4	0	0	23.2	11	9	8	1	2	20	0	26	3	0	0	.141
LeBlanc, W.	1	1	3.45	10	3	0	2	0	0	28.2	25	11	11	2	1	6	1	21	1	0	0	.245
Maronde, N.	0	0	12.79	11	0	0	3	0	0	6.1	12	9	9	0	1	7	0	7	1	0	0	.429
Morin, M.	4	4	2.90	60	0	0	10	0	0	59.0	51	22	19	3	3	19	6	54	3	0	0	.234
Pestano, V.	0	0	0.93	12	0	0	3	0	0	9.2	5	1	1	1	0	4	0	13	1	0	0	.152
Rasmus, C.	3	2	2.57	30	6	0	7	0	0	56.0	42	17	16	5	0	17	1	57	0	0	0	.204
Richards, G.	13	4	2.61	26	26	1	0	1	0	168.2	124	51	49	5	7	51	1	164	22*	1	0	.201
Roth, M.	1	0	8.76	7	0	0	2	0	0	12.1	16	12	12	2	3	9	2	9	0	0	0	.340
Rucinski, D.	0	0	4.91	3	0	0	2	0	0	7.1	9	4	4	0	1	2	0	8	0	0	0	.290
Salas, F.	5	0	3.38	58	0	0	11	0	0	58.2	50	22	22	5	1	14	4	61	1	1	0	.228
Santiago, H.	6	9	3.75	30	24	2	0	0	0	127.1	120	63	53	15	3	53	3	108	5	0	0	.248
Shoemaker, M.	16	4	3.04	27	20	0	5	0	0	136.0	122	49	46	14	4	24	0	124	5	0	0	.241
Skaggs, T.	5	5	4.30	18	18	0	0	0	0	113.0	107	59	54	9	4	30	1	86	7	0	0	.253
Smith, J.	7	2	1.81	76	0	0	26	0	15	74.2	45	16	15	4	6	15	3	68	4	0	0	.172
Street, H.	1	2	1.71	28	0	0	23	0	0	26.1	24	5	5	1	0	7	3	23	0	0	0	.240
Thatcher, J.	1	1	8.53	16	0	0	2	0	0	6.1	13	6	6	0	2	1	0	2	0	0	0	.433
Wall, J.	0	0	54.00	2	0	0	1	0	0	1.0	5	6	6	0	0	3	0	0	0	0	0	.714
Weaver, J.	18	9	3.59	34	34	1	0	0	0	213.1	193	87	85	27	6	65	1	169	3	0	0	.239
Wilson, C.	13	10	4.51	31	31	1	0	1	0	175.2	169	95	88	17	11	85	5	151	9	0	0	.258
TOTALS	98	64	3.58	162	162	3	159	13	46	1482.2	1307	630	590	126	63	504	41	1342	74	4	4	.236
OPP.	64	98	4.20	162	162	3	159	3	31	1466.1	1464	773	685	155	60	492	42	1266	66	4	4	.259

WIN STREAK: 10; Sept. 4-13

LOSING STREAK: 4; May 30-June 3 & Aug. 5-8

CLUB HISTORY





YEAR BY YEAR STATISTICAL REVIEW

2015 ANGELS BATTING

PLAYER	AVG	G	AB	R	H	TB	2B	3B	HR	RBI	SH	SF	HP	BB	SO	SB	CS	OPS
Aybar, E.	.270	156	597	74	161	202	30	1	3	44	7	5	4	25	73	15	6	.639
Bandy, J.	.500	2	2	1	1	4	0	0	1	1	0	0	0	0	0	0	0	2.500
Butera, D.	.190	10	21	3	4	4	0	0	0	0	0	0	0	0	2	0	1	.380
Calhoun, K.	.256	159	630	78	161	266	23	2	26	83	2	4	5	45	164	4	1	.730
Cowart, K.	.174	34	46	8	8	13	2	0	1	4	1	0	0	5	19	1	1	.538
Cowgill, C.	.188	55	69	10	13	20	2	1	1	2	1	0	0	4	19	2	1	.523
Cron, C.	.262	113	378	37	99	166	17	1	16	51	0	3	5	17	82	3	1	.739
DeJesus, D.	.125	30	56	3	7	8	1	0	0	4	0	0	2	2	13	0	0	.326
Featherston, T.	.162	101	154	23	25	38	5	1	2	9	4	1	3	7	46	4	2	.459
Freese, D.	.257	121	424	53	109	178	27	0	14	56	0	3	12	31	107	1	1	.743
Giavotella, J.	.272	129	453	51	123	170	25	5	4	49	9	6	2	32	59	2	1	.693
Gillaspie, C.	.203	17	64	4	13	22	4	1	1	9	0	0	0	4	13	0	0	.594
Green, G.	.190	21	42	6	8	11	0	0	1	3	0	0	0	2	14	0	1	.489
Iannetta, C.	.188	92	272	28	51	91	10	0	10	34	0	3	1	41	83	0	1	.628
Jackson, R.	.000	22	9	0	0	0	0	0	0	0	0	0	0	1	5	0	0	.100
Joyce, M.	.174	93	247	17	43	72	12	1	5	21	1	2	4	30	67	0	3	.563
Krauss, M.	.143	11	35	2	5	10	2	0	1	5	0	0	0	3	11	0	0	.429
Kubitzka, K.	.194	19	36	6	7	7	0	0	0	1	0	0	0	3	15	0	0	.450
Marte, A.	.333	5	6	0	2	2	0	0	0	0	0	0	1	1	1	0	0	.833
Murphy, D.	.265	48	155	16	41	62	6	0	5	23	0	1	0	4	20	0	1	.681
Navarro, E.	.253	54	83	9	21	25	4	0	0	5	0	0	0	5	16	0	2	.596
Nieuwenhuis, K.	.136	10	22	4	3	5	2	0	0	1	0	0	0	2	9	0	1	.435
Perez, C.	.250	86	260	20	65	90	13	0	4	21	2	2	0	19	49	2	0	.645
Pujols, A.	.244	157	602	85	147	289	22	0	40	95	0	3	6	50	72	5	3	.787
Robertson, D.	.280	37	75	10	21	23	2	0	0	7	3	0	0	2	7	0	0	.606
Trout, M.	.299	159	575	104	172	339	32	6	41	90	0	5	10	92	158	11	7	.992
Victorino, S.	.214	38	84	9	18	24	2	2	0	3	2	2	3	7	18	2	0	.578
PITCHERS	.150	13	20	0	3	3	0	0	0	0	1	0	0	1	8	0	0	.340
TOTALS	.246	162	5417	661	1331	2144	243	21	176	621	37	40	58	435	1150	116	93	.703
OPP.	.248	162	5467	675	1355	2164	273	19	166	643	42	50	71	466	1221	93	43	.709

2015 ANGELS DESIGNATED HITTERS

PLAYER	AVG	G	AB	R	H	TB	2B	3B	HR	RBI	SH	SF	HP	BB	SO	SB	CS	OPS
Aybar, E.	.000	1	1	0	0	0	0	0	0	0	0	0	0	0	0	0	0	.000
Calhoun, K.	1.000	1	1	0	1	1	0	0	0	1	0	0	0	0	0	0	0	2.000
Cowgill, C.	1.000	1	1	1	1	1	0	0	0	0	0	0	0	0	0	0	0	2.000
Cron, C.	.262	50	172	17	45	74	9	1	6	23	0	2	4	6	36	2	0	.729
Featherston, T.	.000	1	1	2	0	0	0	0	0	0	0	0	0	1	1	0	0	.500
Freese, D.	.227	6	22	1	5	9	2	0	1	4	0	1	1	1	5	1	0	.689
Green, G.	.000	1	1	0	0	0	0	0	0	0	0	0	0	0	0	0	0	.000
Iannetta, C.	.250	1	4	1	1	1	0	0	0	0	0	0	0	0	0	0	0	.250
Joyce, M.	.143	18	56	4	8	11	3	0	0	4	1	1	0	8	19	0	0	.443
Krauss, M.	.136	7	22	1	3	4	1	0	0	2	0	0	0	3	6	0	0	.422
Marte, A.	.000	1	1	0	0	0	0	0	0	0	0	0	0	1	1	1	0	.667
Murphy, D.	.273	8	33	3	9	14	2	0	1	3	0	0	0	0	5	0	1	.697
Navarro, E.	.000	1	2	1	0	0	0	0	0	0	0	0	0	1	1	0	0	.333
Perez, C.	.000	1	1	0	0	0	0	0	0	0	0	0	0	0	0	0	0	.000
Pujols, A.	.243	62	239	32	58	109	9	0	14	39	0	2	3	21	24	3	2	.766
Trout, M.	.231	4	13	4	3	7	1	0	1	1	0	0	0	2	5	0	0	.872
TOTALS	.235	152	570	67	134	231	26	1	23	77	1	6	9	44	103	6	3	.702

2015 ANGELS PITCHING

PITCHER	W	L	ERA	G	GS	CG	GF	SHO	SV	IP	H	R	ER	HR	HB	BB	IBB	SO	WP	BK	OPP	AVG
Alvarez, J.	4	3	3.49	64	0	0	18	0	0	67.0	58	29	26	5	5	23	4	59	1	0	.228	
Bedrosian, C.	1	0	5.40	34	0	0	10	0	0	33.1	40	21	20	3	2	19	2	34	2	0	.303	
Gott, T.	4	2	3.02	48	0	0	7	0	0	47.2	43	18	16	2	3	16	3	27	1	0	.242	
Heaney, A.	6	4	3.49	18	18	0	0	0	0	105.2	99	41	41	9	6	28	1	78	4	0	.248	
Ibarra, E.	0	0	2.25	2	1	0	1	0	0	4.0	4	1	1	0	0	3	0	3	1	0	.250	
Latos, M.	0	0	4.91	2	0	0	1	0	0	3.2	4	2	2	2	0	1	0	3	0	0	.267	
Mattheus, R.	0	0	0.00	1	0	0	1	0	0	1.0	0	0	0	0	0	1	0	2	0	0	.000	
Morin, M.	4	2	6.37	47	0	0	10	0	1	35.1	36	28	25	3	2	9	2	41	0	0	.265	
Pestano, V.	1	0	5.40	19	0	0	3	0	0	11.2	15	9	7	3	1	8	2	13	1	0	.306	
Ramos, C.	2	1	2.75	65	0	0	21	0	0	52.1	55	17	16	2	3	15	0	43	5	0	.279	
Rasmus, C.	0	0	5.23	16	1	0	5	0	0	20.2	15	12	12	3	1	11	2	27	0	0	.200	
Reyes, J.	1	0	0.00	1	0	0	0	0	0	0.1	0	0	0	0	0	0	0	0	0	0	.000	
Richards, G.	15	12	3.65	32	32	1	0	1	0	207.1	181	94	84	20	5	76	2	176	17	0	.236	
Rucinski, D.	0	2	7.71	4	1	0	2	0	0	7.0	10	6	6	1	1	6	0	4	2	0	.357	
Salas, F.	5	2	4.24	72	0	0	13	0	0	63.2	61	34	30	8	3	12	5	74	3	0	.249	
Santiago, H.	9	9	3.59	33	32	0	0	0	0	180.2	156	80	72	29	10	71	5	162	1	3	.227	
Shoemaker, M.	7	10	4.46	25	24	0	1	0	0	135.1	135	70	67	24	4	35	2	116	3	0	.259	
Smith, J.	5	5	3.58	70	0	0	13	0	5	65.1	64	26	26	4	2	19	4	57	1	0	.259	
Street, H.	3	3	3.18	62	0	0	51	0	40	62.1	52	22	22	7	0	20	5	57	6	0	.226	
Tropeano, N.	3	2	3.82	8	7	0	0	0	0	37.2	40	18	16	2	0	10	0	38	0	0	.270	
Weaver, J.	7	12	4.64	26	26	1	0	1	0	159.0	163	84	82	24	12	33	3	90	2	0	.264	
Wiik, A.	0	0	4.50	1	0	0	1	0	0	2.0	2	1	1	1	1	1	0	2	0	0	.250	
Wilson, C.	8	8	3.89	21	21	0	0	0	0	132.0	118	59	57	13	10	46	2	110	11	1	.240	
Wright, W.	0	0	3.18	9	0	0	2	0	0	5.2	4	3	2	1	0	3	1	5	0	0	.200	
TOTALS	75	77	3.94	162	162	2	160	12	46	1440.2	1355	675	630	166	71	466	45	1221	61	4	.248	
OPP.	85	78	3.87	162	162	5	157	11	38	1438.2	1331	661	618	176	58	435	34	1150	73	3	.246	

WIN STREAK: 7; July 12-22 & Sept. 22-29

LOSING STREAK: 6; July 28-Aug. 2

CLUB HISTORY





YEAR BY YEAR STATISTICAL REVIEW

2016 ANGELS BATTING

PLAYER	AVG	G	AB	R	H	TB	2B	3B	HR	RBI	SH	SF	HP	BB	SO	SB	CS	OPS
Bandy, J.	.234	70	209	23	49	82	9	0	8	25	3	4	4	11	38	1	0	.673
Buss, N.	.198	36	81	7	16	28	7	1	1	8	1	2	0	6	24	2	1	.620
Calhoun, K.	.271	157	594	91	161	260	35	5	18	75	0	5	6	67	118	2	3	.786
Choi, J.	.170	54	112	9	19	38	4	0	5	12	0	1	0	16	27	2	4	.610
Cowart, K.	.176	31	85	8	15	22	4	0	1	8	0	1	1	0	23	0	0	.443
Cron, C.	.278	116	407	51	113	190	25	2	16	69	0	5	7	24	75	2	3	.792
Escobar, Y.	.304	132	517	68	157	202	28	1	5	39	3	4	3	40	67	0	3	.746
Graterol, J.	.286	9	14	2	4	6	2	0	0	3	1	0	0	0	3	0	0	.715
Marte, J.	.252	88	258	38	65	124	14	0	15	44	0	3	5	18	59	2	2	.791
Ortega, R.	.232	66	185	24	43	54	8	0	1	16	3	0	0	13	23	8	3	.575
Pennington, C.	.209	74	172	18	36	53	4	2	3	10	3	0	0	13	55	1	0	.573
Perez, C.	.209	87	268	25	56	87	16	0	5	31	8	2	1	12	49	1	0	.569
Petit, G.	.245	89	204	21	50	71	13	1	2	17	2	1	1	15	51	1	1	.647
Pujols, A.	.268	152	593	71	159	271	19	0	31	119	0	6	2	49	75	4	0	.780
Robinson, S.	.173	65	98	16	17	23	3	0	1	10	2	0	1	10	17	3	2	.492
Simmons, A.	.281	124	448	48	126	164	22	2	4	44	1	4	2	28	38	10	1	.690
Soto, G.	.269	26	78	11	21	38	5	0	4	9	2	0	0	6	21	0	0	.808
Trout, M.	.315	159	549	123★	173	302	32	5	29	100	0	5	11	116★	137	30	7	.991
PITCHERS	.100	12	20	1	2	2	0	0	0	0	0	0	0	1	7	0	0	.340
TOTALS	.260	162	5431	717	1410	2197	279	20	156	686	36	49	51	471	991	73	34	.727
OPP.	.269	162	5495	727	1480	2419	275	20	208	688	22	48	56	498	1136	93	47	.774

2016 ANGELS DESIGNATED HITTERS

PLAYER	AVG	G	AB	R	H	TB	2B	3B	HR	RBI	SH	SF	HP	BB	SO	SB	CS	OPS
Bandy, J.	.000	1	1	0	0	0	0	0	0	0	0	0	0	0	0	0	0	.000
Calhoun, K.	.000	2	8	0	0	0	0	0	0	0	0	0	0	0	0	0	0	.000
Choi, J.	.000	2	5	1	0	0	0	0	0	0	0	0	0	1	3	0	0	.167
Cron, C.	.316	11	38	3	12	24	1	1	3	12	0	1	0	2	4	0	1	.973
Marte, J.	.167	4	12	1	2	3	1	0	0	1	0	0	0	1	3	0	0	.481
Nava, D.	.200	1	5	1	1	1	0	0	0	0	0	0	1	0	0	0	0	.533
Pennington, C.	.000	1	1	0	0	0	0	0	0	0	0	0	0	0	0	0	0	.000
Pujols, A.	.269	123	490	58	132	224	17	0	25	99	0	5	1	36	64	3	0	.775
Trout, M.	.176	11	34	4	6	10	1	0	1	3	0	0	2	10	12	5	1	.685
TOTALS	.258	152	594	72	153	261	20	1	29	115	0	6	4	50	86	9	2	.758

2016 ANGELS PITCHING

PITCHER	W	L	ERA	G	GS	CG	GF	SHO	SV	IP	H	R	ER	HR	HB	BB	IBB	SO	WP	BK	AVG
Achter, A.	1	0	3.11	27	0	0	17	0	0	37.2	43	13	13	7	1	12	1	14	0	0	.295
Alburquerque, A.	0	0	4.50	2	0	0	1	0	0	2.0	2	3	1	1	0	2	0	1	0	0	.200
Alvarez, J.	1	3	3.45	64	0	0	12	0	0	57.1	71	29	22	4	1	15	4	51	2	0	.298
Bailey, A.	0	0	2.38	12	0	0	10	0	6	11.1	9	3	3	1	1	2	0	8	1	0	.214
Bedrosian, C.	2	0	1.12	45	0	0	9	0	1	40.1	30	7	5	1	2	14	1	51	3	0	.207
Chacin, J.	5	6	4.68	29	17	1	5	0	0	117.1	124	64	61	10	5	47	4	92	8	1	.272
Ege, C.	1	0	1.04	13	0	0	3	0	0	8.2	8	1	1	1	0	3	0	9	0	0	.250
Guerra, D.	3	0	3.21	44	0	0	11	0	0	53.1	52	23	19	6	2	7	0	36	2	1	.249
Guerra, J.	0	0	5.68	7	0	0	1	0	0	6.1	5	4	4	1	1	7	1	0	1	0	.227
Heaney, A.	0	1	6.00	1	1	0	0	0	0	6.0	7	4	4	2	0	0	0	7	0	0	.280
Huff, D.	0	2	11.81	2	2	0	0	0	0	5.1	13	10	7	4	0	2	0	3	0	0	.464
Lincecum, T.	2	6	9.16	9	9	0	0	0	0	38.1	68	41	39	11	2	23	0	32	3	0	.395
Mahle, G.	1	0	5.40	24	0	0	1	0	0	18.1	23	13	11	4	2	10	2	14	1	0	.315
Meyer, A.	1	3	5.68	7	6	0	0	0	0	25.1	25	16	16	3	0	17	0	29	3	0	.255
Morin, M.	2	2	4.37	60	0	0	8	0	0	55.2	52	31	27	6	1	15	1	49	1	1	.250
Nolasco, R.	4	6	3.21	11	11	1	0	1	0	73.0	63	27	26	8	2	15	0	51	3	9	.232
Overholtzer, B.	1	1	8.55	11	2	0	4	0	0	20.0	27	19	19	7	1	9	1	16	0	0	.318
Ramirez, J.	2	1	2.91	43	0	0	9	0	1	46.1	42	17	15	5	4	13	0	31	4	0	.241
Rasmus, C.	0	2	5.84	19	1	0	4	0	0	24.2	25	16	16	4	1	16	1	17	2	2	.260
Richards, G.	1	3	2.34	6	6	0	0	0	0	34.2	31	16	9	2	1	15	1	34	3	0	.238
Salas, F.	3	6	4.47	58	0	0	22	0	6	56.1	52	28	28	9	0	19	1	45	0	0	.248
Santiago, H.	10	4	4.25	22	22	0	0	0	0	120.2	104	61	57	20	4	57	0	107	2	1	.233
Shoemaker, M.	9	13	3.88	27	27	1	0	1	0	160.0	166	71	69	18	7	30	1	143	2	0	.266
Skaggs, T.	3	4	4.17	10	10	0	0	0	0	49.2	51	23	23	5	2	23	0	50	0	0	.267
Smith, J.	1	4	3.82	38	0	0	16	0	6	37.2	36	16	16	4	5	13	3	25	0	1	.257
Street, H.	3	2	6.45	26	0	0	21	0	9	22.1	31	16	16	5	0	12	2	14	0	0	.337
Tropeano, N.	3	2	3.56	13	13	0	0	0	0	68.1	70	27	27	14	2	31	1	68	4	0	.270
Valdez, J.	2	3	4.24	25	0	0	4	0	0	23.1	17	11	11	4	0	16	0	22	2	1	.202
Weaver, J.	12	12	5.06	31	31	1	0	1	0	178.0	209	106	100	37	4	51	2	103	1	2	.297
Wright, D.	1	3	5.40	5	5	0	0	0	0	26.2	32	16	16	5	5	6	0	15	1	0	.314
TOTALS	74	88	4.28	162	162	4	158	12	29	1421.1	1480	727	676	208	56	498	27	1136	47	10	.269
OPP.	88	74	4.14	162	162	4	158	7	52	1429.0	1410	717	657	156	51	471	21	991	58	6	.260

WIN STREAK: 6; July 15-20 LOSING STREAK: 11; August 4-15





YEAR BY YEAR STATISTICAL REVIEW

2017 ANGELS BATTING

PLAYER	AVG	G	AB	R	H	TB	2B	3B	HR	RBI	SH	SF	HP	BB	SO	SB	CS	OPS
Calhoun, K.	.244	155	569	77	139	223	23	2	19	71	0	6	8	71	134	5	1	.725
Cowart, K.	.225	50	102	18	23	39	5	1	3	11	2	0	3	10	28	4	2	.695
Cron, C.	.248	100	339	39	84	148	14	1	16	56	0	3	7	22	96	3	2	.741
Escobar, Y.	.274	89	350	43	96	139	20	1	7	31	0	0	2	29	51	1	4	.730
Espinosa, D.	.162	77	228	27	37	63	8	0	6	29	1	2	4	19	91	3	5	.513
Flores, R.	.125	3	8	0	1	1	0	0	0	1	0	1	0	0	1	0	0	.236
Fontana, N.	.050	12	20	1	1	4	0	0	1	1	0	0	0	3	8	1	1	.374
Franklin, N.	.125	13	24	2	3	4	1	0	0	2	0	0	1	5	3	0	0	.467
Graterol, J.	.202	48	84	5	17	21	4	0	0	10	0	2	0	1	13	0	0	.457
Maldonado, M.	.221	138	429	43	95	158	19	1	14	38	8	1	18	15	119	0	2	.645
Marte, J.	.173	45	127	10	22	39	5	0	4	14	0	1	4	13	34	1	0	.576
Maybin, C.	.235	93	336	57	79	118	19	1	6	22	0	1	2	48	78	29	5	.685
Pennington, C.	.253	87	194	23	49	64	6	0	3	21	1	5	1	16	58	3	1	.635
Perez, C.	.100	11	20	1	2	5	0	0	1	3	0	0	0	1	6	0	0	.393
Phillips, B.	.255	24	102	13	26	39	7	0	2	8	1	0	0	2	16	1	0	.652
Puello, C.	.250	1	4	0	1	1	0	0	0	1	0	0	0	0	1	2	0	.500
Pujols, A.	.241	149	593	53	143	229	17	0	23	101	0	4	2	37	93	3	0	.672
Revere, B.	.275	109	291	37	80	100	13	2	1	20	0	2	0	15	25	21	6	.652
Robinson, S.	.194	20	31	7	6	6	0	0	0	1	0	1	0	3	5	2	0	.451
Simmons, A.	.278	158	589	77	164	248	38	2	14	69	0	8	3	47	67	19	6	.752
Trout, M.	.306	114	402	92	123	253	25	3	33	72	0	4	7	94	90	22	4*	1.071
Upton, J.	.245	27	98	24	24	52	7	0	7	15	0	0	0	17	33	4	0	.887
Valbuena, L.	.199	117	347	42	69	150	15	0	22	65	0	5	1	48	106	0	2	.727
Young Jr., E.	.264	47	110	24	29	46	5	0	4	16	3	0	7	5	31	12	3	.754
PITCHERS	.056	162	18	0	1	1	0	0	0	0	1	0	0	2	11	0	0	.206
TOTALS	.243	162	5415	710	1314	2151	251	14	186	678	17	46	70	523	1198	136	44	.712
OPP.	.251	162	5460	709	1373	2344	265	17	224	673	24	30	44	470	1312	71	43	.743

2017 ANGELS DESIGNATED HITTERS

PLAYER	AVG	G	AB	R	H	TB	2B	3B	HR	RBI	SH	SF	HP	BB	SO	SB	CS	OPS
Escobar, Y.	.000	1	4	0	0	0	0	0	0	0	0	0	0	0	0	0	0	.000
Fontana, N.	.000	1	1	0	0	0	0	0	0	0	0	0	0	0	0	0	0	.000
Marte, J.	.000	2	5	0	0	0	0	0	0	0	0	0	0	3	0	0	0	.000
Perez, C.	.000	1	1	0	0	0	0	0	0	0	0	0	0	1	0	0	0	.000
Pujols, A.	.242	143	570	52	138	223	16	0	23	100	0	4	2	35	91	3	0	.678
Revere, B.	.000	1	1	0	0	0	0	0	0	0	0	0	0	0	0	0	0	.000
Trout, M.	.313	6	16	1	5	9	1	0	1	2	0	1	1	6	1	3	1	1.063
Valbuena, L.	.250	3	8	2	2	3	1	0	0	0	0	0	0	1	2	0	0	.708
Young, E.	.000	2	1	2	0	0	0	0	0	0	0	1	0	1	0	1	0	.500
TOTALS	.239	152	607	58	145	235	18	0	24	102	0	5	4	42	98	7	1	.677

2017 ANGELS PITCHING

PITCHER	W	L	ERA	G	GS	CG	GF	SHO	SV	IP	H	R	ER	HR	HB	BB	IBB	SO	WP	BK	AVG
Alvarez, J.	0	3	3.88	64	0	0	12	0	1	48.2	50	23	21	7	0	12	5	45	1	0	.263
Bailey, A.	2	0	0.00	4	0	0	2	0	0	4.0	1	0	0	0	0	0	0	2	0	0	.077
Bedrosian, C.	6	5	4.43	48	0	0	13	0	6	44.2	41	26	22	5	0	17	1	53	7	0	.240
Bridwell, P.	10	3	3.64	21	20	0	0	0	0	121.0	115	52	49	19	4	30	0	73	4	0	.252
Chavez, J.	7	11	5.35	38	21	0	6	0	0	138.0	148	83	82	28	2	45	2	119	1	0	.276
Guerra, D.	2	2	4.68	19	0	0	5	0	0	25.0	20	13	13	4	0	12	0	22	2	0	.217
Gurka, J.	0	0	0.00	3	0	0	0	0	0	0.2	2	0	0	0	0	1	0	0	0	0	.500
Heaney, A.	1	2	7.06	5	5	0	0	0	0	21.2	27	17	17	12	0	9	0	27	2	0	.300
Hernandez, D.	1	0	2.23	38	0	0	10	0	1	36.1	29	10	9	0	1	8	0	37	3	0	.223
Magnifico, D.	0	0	0.00	1	0	0	0	0	0	0.1	0	0	0	0	0	2	0	1	0	0	.000
Meyer, A.	4	5	3.74	13	13	0	0	0	0	67.1	48	30	28	6	4	42	0	75	5	1	.197
Middleton, K.	6	1	3.86	64	0	0	17	0	3	58.1	60	25	25	11	0	18	2	63	2	0	.265
Morin, M.	0	0	6.91	10	0	0	3	0	0	14.1	21	11	11	3	1	2	1	10	0	0	.350
Nolasco, R.	6	15	4.92	33	33	1	0	1	0	181.0	205	102	99	35	3	58	3	143	4	0	.286
Norris, B.	2	6	4.21	60	3	0	35	0	19	62.0	56	29	29	8	3	27	3	74	6	0	.236
Paredes, E.	0	1	4.43	18	0	0	6	0	1	22.1	21	11	11	2	3	6	1	17	0	0	.259
Parker, B.	3	3	2.54	71	0	0	17	0	8	67.1	40	20	19	7	1	16	0	86	4	0	.172
Petit, Y.	5	2	2.76	60	1	0	10	0	4	91.1	69	32	28	9	1	18	4	101	0	0	.207
Pounders, B.	1	0	10.45	11	0	0	10	0	0	10.1	17	12	12	4	1	5	1	12	0	1	.362
Ramirez, J.	11	10	4.15	27	24	0	1	0	0	147.1	149	72	68	21	6	49	1	105	5	1	.267
Ramirez, N.	0	0	2.16	10	0	0	0	0	0	8.1	3	3	2	0	0	4	0	10	0	0	.111
Richards, G.	0	2	2.28	6	6	0	0	0	0	27.2	18	8	7	1	0	7	0	27	2	0	.180
Salas, F.	1	0	2.63	13	0	0	4	0	0	13.2	7	4	4	0	0	2	0	9	0	0	.167
Scribner, T.	2	1	4.18	10	4	0	3	0	0	23.2	17	14	11	7	2	10	0	18	0	0	.195
Shoemaker, M.	6	3	4.52	14	14	0	0	0	0	77.2	73	41	39	15	4	28	0	69	2	1	.251
Skaggs, T.	2	6	4.55	16	16	0	0	0	0	85.0	90	46	43	13	6	28	0	76	5	2	.274
Street, H.	0	0	0.00	4	0	0	2	0	0	4.0	2	0	0	0	1	0	3	0	0	0	.143
Valdez, J.	0	0	18.00	1	0	0	0	0	0	1.0	1	2	2	1	0	1	0	1	0	0	.250
Wood, B.	2	0	4.76	17	0	0	2	0	0	17.0	20	9	9	3	0	4	1	22	1	0	.290
Wright, D.	0	1	4.58	5	2	0	3	0	0	19.2	21	12	10	1	2	8	0	11	1	0	.284
Yates, K.	0	0	18.00	1	0	0	0	0	0	1.0	2	2	2	2	0	0	0	1	0	0	.400
TOTALS	80	82	4.20	162	162	1	161	10	43	1440.2	1373	709	672	224	44	470	25	1312	57	6	.251
OPP.	82	80	4.03	162	162	3	159	12	46	1443.1	1314	710	646	186	70	523	30	1198	47	7	.243

WIN STREAK: 6; August 8-13

LOSING STREAK: 6; Apr. 12-17 & Sept. 17-23

CLUB HISTORY





YEAR BY YEAR STATISTICAL REVIEW

2018 ANGELS BATTING

PLAYER	AVG	G	AB	R	H	TB	2B	3B	HR	RBI	SH	SF	HP	BB	SO	SB	CS	OPS
Arcia, F.	.204	40	103	10	21	44	5	0	6	23	0	2	1	27	1	0	.654	
Blash, J.	.103	24	39	4	4	5	1	0	0	1	0	1	0	5	24	2	1	.328
Briceno, J.	.239	46	117	12	28	45	2	0	5	10	1	0	2	8	35	0	1	.684
Calhoun, K.	.208	137	491	71	102	181	18	2	19	57	0	6	1	53	133	6	2	.652
Cowart, K.	.134	47	112	7	15	27	7	1	1	10	0	1	1	10	44	1	0	.451
Cozart, Z.	.219	58	224	29	49	81	13	2	5	18	0	3	7	19	42	0	0	.658
Fernandez, J.	.267	36	116	9	31	45	8	0	2	11	0	1	0	6	15	1	0	.697
Fletcher, D.	.275	80	284	35	78	103	18	2	1	25	3	2	3	15	34	3	0	.678
Fontana, N.	.091	8	11	1	1	4	0	0	1	1	0	0	0	1	6	0	0	.530
Graterol, J.	1.000	1	1	0	1	1	0	0	0	0	0	0	0	0	0	0	0	2.000
Hermosillo, M.	.211	31	57	7	12	19	4	0	1	1	0	0	2	3	17	0	1	.608
Hudson, J.	.167	8	12	0	2	3	1	0	0	1	0	0	0	0	0	0	0	.417
Johnson, S.	.000	10	10	0	0	0	0	0	0	0	0	0	1	0	4	0	0	.091
Kinsler, I.	.239	91	355	49	85	144	20	0	13	32	0	2	4	30	40	9	4	.710
Maldonado, M.	.223	78	265	24	59	88	14	0	5	32	1	1	10	13	73	0	1	.616
Marte, J.	.216	90	194	28	42	72	7	1	7	22	0	0	2	13	41	1	1	.644
Ohtani, S.	.285	104	326	59	93	184	21	2	22	61	0	1	2	37	102	10	4	.925
Pujols, A.	.245	117	465	50	114	191	20	0	19	64	0	3	2	28	65	1	0	.700
Rivera, R.	.244	30	82	8	20	36	4	0	4	11	0	0	1	4	32	0	0	.726
Schimpf, R.	.290	5	5	2	1	4	0	0	1	2	0	0	0	2	3	0	0	1.229
Simmons, A.	.252	146	554	68	162	231	26	5	11	75	1	5	5	35	44	10	2	.754
Trout, M.	.312	140	471	101	147	296	24	4	39	79	0	4	0	122	*124	24	3	*1.088
Upton, J.	.257	145	533	80	137	247	18	1	30	85	0	6	10	64	176	8	2	.808
Valbuena, L.	.199	96	266	23	53	89	9	0	9	33	0	2	1	19	100	3	0	.588
Ward, T.	.178	40	135	14	24	45	3	0	6	15	0	0	3	9	45	2	0	.578
Young, C.	.168	56	113	17	19	41	2	1	6	13	1	1	2	11	37	2	0	.615
Young Jr., E.	.202	41	109	12	22	33	4	2	1	8	0	1	1	6	28	5	1	.551
PITCHERS	.045	162	22	1	1	1	0	0	0	0	0	0	0	0	9	0	0	.091
TOTALS	.242	162	5472	721	1323	2260	249	23	214	690	7	39	73	514	1300	89	22	.726
OPP.	.248	162	5445	722	1353	2262	256	19	205	683	14	35	65	546	1386	46	33	.738

2018 ANGELS DESIGNATED HITTERS

PLAYER	AVG	G	AB	R	H	TB	2B	3B	HR	RBI	SH	SF	HP	BB	SO	SB	CS	OPS
Arcia, F.	.000	1	1	0	0	0	0	0	0	0	0	0	0	0	0	0	0	.000
Blash, J.	---	1	0	0	0	0	0	0	0	0	0	0	0	0	0	0	0	.000
Fernandez, J.	.444	2	9	1	4	4	0	0	0	0	0	0	0	0	1	0	0	.888
Marte, J.	.000	1	1	0	0	0	0	0	0	0	0	0	0	0	0	0	0	.000
Ohtani, S.	.283	82	307	55	87	171	20	2	20	57	0	1	2	34	93	9	4	.915
Pujols, A.	.263	47	186	21	49	89	7	0	11	34	0	2	1	13	30	0	0	.790
Rivera, R.	.000	1	1	0	0	0	0	0	0	0	0	0	0	0	1	0	0	.000
Simmons, A.	.250	1	4	0	1	1	0	0	0	0	0	0	0	0	0	0	0	.500
Trout, M.	.196	15	46	6	9	12	0	0	1	4	0	0	1	16	18	3	1	.674
Upton, J.	.222	4	18	1	4	8	1	0	1	2	0	0	0	9	0	0	0	.666
Valbuena, L.	.000	1	1	0	0	0	0	0	0	0	0	0	0	0	1	0	0	.000
Young, C.	.000	1	3	0	0	0	0	0	0	0	0	0	0	2	1	0	0	.000
TOTALS	.267	152	577	84	154	285	28	2	33	97	0	3	4	63	155	12	5	.836

2018 ANGELS PITCHING

PITCHER	W	L	ERA	G	GS	CG	GF	SHO	SV	IP	H	R	ER	HR	HR	BB	IBB	SO	WP	BK	OPP	AVG
Almonte, M.	0	0	10.29	8	0	0	4	0	0	7.0	9	8	8	1	1	3	0	7	1	0	.300	
Alvarez, J.	6	4	2.71	76	0	0	5	0	1	63.0	51	20	19	3	2	22	2	59	1	0	.217	
Anderson, J.	3	0	4.07	57	0	0	10	4	0	55.1	42	25	25	3	4	40	3	67	9	1	.214	
Arcia, F.	0	0	9.00	2	0	0	2	0	0	3.0	5	3	3	2	0	0	0	0	0	0	.385	
Bard, L.	0	0	5.40	8	0	0	0	0	0	11.2	10	7	7	4	3	5	1	13	1	0	.222	
Barria, J.	10	9	3.41	26	26	0	0	0	0	129.1	117	50	49	17	6	47	0	98	3	1	.242	
Bredrosian, C.	5	4	3.80	71	0	0	7	0	1	64	63	30	27	7	2	26	0	57	1	0	.263	
Bridwell, P.	1	0	17.55	5	1	0	2	0	0	6.2	14	13	13	5	0	2	0	3	0	0	.438	
Buttrey, T.	0	1	3.31	16	0	0	4	0	4	16.1	15	7	6	0	0	5	0	20	0	1	.238	
Cole, T.	4	2	2.75	18	2	0	4	0	0	36.0	20	11	11	3	3	12	0	39	1	0	.169	
Despaigne, O.	0	3	8.20	8	4	0	0	0	0	18.2	30	18	17	3	1	11	0	17	0	0	.361	
Drake, O.	0	1	5.19	8	0	0	6	0	0	8.2	15	5	5	2	0	1	0	8	0	0	.385	
Heaney, A.	9	10	4.15	30	30	1	0	1	0	180.0	171	91	83	27	8	45	0	180	9	0	.248	
Jerez, W.	0	0	6.00	17	0	0	1	0	0	15.0	17	14	10	3	0	8	0	15	2	0	.270	
Jewell, J.	0	1	9.00	3	0	0	1	0	0	2.0	2	2	2	2	1	0	1	1	1	0	.250	
Johnson, J.	5	3	3.84	62	1	0	14	0	2	63.1	64	38	27	9	1	22	1	45	5	0	.268	
Krol, I.	0	0	0.00	1	0	0	0	0	0	2.0	1	0	0	0	1	0	2	0	0	0	.143	
Lamp, J.	0	1	7.20	3	3	0	0	0	0	10.0	15	10	8	4	0	4	1	11	0	0	.326	
McGuire, D.	0	2	6.07	17	4	0	6	0	0	29.2	29	22	20	7	5	21	0	26	2	0	.266	
Middleton, K.	0	0	2.04	16	0	0	0	0	6	17.2	14	4	4	1	1	9	1	16	1	0	.232	
Morales, O.	0	0	0.00	1	0	0	1	0	0	0.1	1	0	0	0	0	0	0	1	0	0	.500	
Morris, A.	0	0	5.79	9	0	0	7	0	0	14.0	18	9	9	3	0	8	0	7	1	0	.316	
Ohtani, S.	4	2	3.31	10	10	0	0	0	0	51.2	38	19	19	6	1	22	0	63	5	0	.203	
Paredes, E.	0	0	6.87	14	0	0	7	0	0	18.1	25	14	14	5	1	7	0	15	0	0	.325	
Parker, B.	2	1	3.26	67	0	0	41	0	14	66.1	63	24	24	12	3	19	1	70	8	0	.249	
Pena, F.	3	5	4.18	19	17	0	1	0	0	92.2	87	45	43	12	4	28	0	85	7	0	.247	
Ramirez, J.	0	2	9.45	2	2	0	0	0	0	6.2	7	8	7	3	0	7	0	4	0	0	.237	
Ramirez, M.	7	5	4.54	69	1	0	12	0	1	83.1	75	43	42	15	6	30	3	95	4	0	.269	
Richards, G.	5	4	3.66	16	16	0	0	0	0	76.1	64	43	31	11	1	34	0	87	15	0	.222	
Robles, H.	0	1	2.97	37	0	0	0	0	2	36.1	32	15	12	2	1	15	0	36	1	0	.237	
Shoemaker, M.	2	2	4.94	7	7	0	0	0	0	31.0	29	17	17	3	1	10	0	33	3	0	.244	
Skaggs, T.	8	10	4.02	24	24	0	0	0	0	125.1	127	60	56	14	5	40	0	129	2	0	.262	
Tazawa, J.	0	0	2.25	9	0	0	2	0	0	8.0	7	3	2	1	0	3	0	4	1	0	.226	
Trapeano, N.	5	6	4.74	14	14	0	0	0	0	76.0	68	41	40	16	2	31	2	64	2	0	.242	
Wood, B.	1	0	2.31	13	0	0	1	0	0	11.2	8	3	3	1	1	7	2	10	0	0	.211	
TOTALS	80	82	4.15	162	162	1	161	9	35	1437.1	1353	722	662	205	65	546	17	1386	87	3	.248	
OPP.	82	80	4.22	162	162	2	160	10	46	1438.2	1323	721	674	214	73	514	38	1300	83	7	.242	

WIN STREAK: 7; Apr. 8-14 LOSING STREAK: 6; June 23-28 & Aug. 19-26

CLUB HISTORY



CAREER BATTING LEADERS



AVERAGE ★

1. Vladimir Guerrero	.319
2. Rod Carew	.314
3. MIKE TROUT	.305
4. Garret Anderson	.296
Johnny Ray	.296
6. Luis Polonia	.294
7. Juan Beniquez	.293
8. Howie Kendrick	.292
9. Chone Figgins	.291
10. Jim Edmonds	.290

EXTRA-BASE HITS

1. Garret Anderson	796
2. Tim Salmon	662
3. MIKE TROUT	582
4. Brian Downing	526
5. Darin Erstad	423
6. ALBERT PUJOLS	418
7. Jim Fregosi	404
8. Vladimir Guerrero	377
9. Bobby Grich	357
Howie Kendrick	357

STRIKEOUTS

1. Tim Salmon	1,360
2. MIKE TROUT	1,118
3. Garret Anderson	1,117
4. Kole Calhoun	862
5. Jim Fregosi	835
6. Darin Erstad	796
7. Troy Glaus	784
8. Howie Kendrick	761
9. Brian Downing	759
10. Bobby Grich	758

GAMES

1. Garret Anderson	2,013
2. Tim Salmon	1,672
3. Brian Downing	1,661
4. Jim Fregosi	1,429
5. Darin Erstad	1,320
6. Bobby Grich	1,222
7. Erick Aybar	1,220
8. MIKE TROUT	1,199
9. ALBERT PUJOLS	1,118
10. Gary DiSarcina	1,086
Dick Schofield	1,086

DOUBLES

1. Garret Anderson	489
2. Tim Salmon	339
3. Brian Downing	282
4. Darin Erstad	279
5. MIKE TROUT	251
6. Howie Kendrick	249
7. Erick Aybar	222
8. Jim Fregosi	219
9. ALBERT PUJOLS	206
10. Vladimir Guerrero	194

STOLEN BASES

1. Chone Figgins	280
2. MIKE TROUT	200
3. Gary Pettis	186
4. Luis Polonia	174
5. Darin Erstad	170
6. Erick Aybar	141
7. Sandy Alomar	139
8. Mickey Rivers	126
9. Adam Kennedy	123
Devon White	123

AT-BATS

1. Garret Anderson	7,989
2. Tim Salmon	5,934
3. Brian Downing	5,854
4. Darin Erstad	5,258
5. Jim Fregosi	5,244
6. Erick Aybar	4,427
7. ALBERT PUJOLS	4,375
8. MIKE TROUT	4,340
9. Howie Kendrick	4,117
10. Bobby Grich	4,100

TRIPLES

1. Jim Fregosi	70
2. Chone Figgins	53
3. MIKE TROUT	46
4. Erick Aybar	43
5. Garret Anderson	35
6. Adam Kennedy	32
Mickey Rivers	32
8. Darin Erstad	30
Howie Kendrick	30
10. Luis Polonia	27
Dick Schofield	27

ON-BASE PCT. ★

1. MIKE TROUT	.419
2. Rod Carew	.393
3. Tim Salmon	.385
4. Vladimir Guerrero	.381
5. Albie Pearson	.379
6. Brian Downing	.372
7. Bobby Grich	.370
8. Chili Davis	.365
9. Bobby Abreu	.364
10. Chone Figgins	.363

RUNS

1. Garret Anderson	1,024
2. Tim Salmon	986
3. MIKE TROUT	903
4. Brian Downing	889
5. Darin Erstad	818
6. Jim Fregosi	691
7. Bobby Grich	601
8. Chone Figgins	596
9. Erick Aybar	572
10. Vladimir Guerrero	544

HOME RUNS

1. Tim Salmon	299
2. MIKE TROUT	285
3. Garret Anderson	272
4. Brian Downing	222
5. ALBERT PUJOLS	211
6. Troy Glaus	182
7. Vladimir Guerrero	173
8. Chili Davis	156
9. Bobby Grich	154
10. Don Baylor	141

SLUGGING PCT. ★

1. MIKE TROUT	.581
2. Vladimir Guerrero	.546
3. Jim Edmonds	.498
Tim Salmon	.498
5. Troy Glaus	.497
6. Kendrys Morales	.491
7. Leon Wagner	.490
8. Mike Napoli	.485
9. Garret Anderson	.469
Mark Trumbo	.469

HITS

1. Garret Anderson	2,368
2. Tim Salmon	1,674
3. Brian Downing	1,588
4. Darin Erstad	1,505
5. Jim Fregosi	1,408
6. MIKE TROUT	1,324
7. Erick Aybar	1,223
8. Howie Kendrick	1,204
9. ALBERT PUJOLS	1,129
10. Bobby Grich	1,103

RUNS BATTED IN

1. Garret Anderson	1,292
2. Tim Salmon	1,016
3. Brian Downing	846
4. MIKE TROUT	752
5. ALBERT PUJOLS	746
6. Darin Erstad	625
7. Chili Davis	618
8. Vladimir Guerrero	616
9. Bobby Grich	557
10. Jim Fregosi	546

OPS ★

(on-base + slugging)

1. MIKE TROUT	1.000
2. Vladimir Guerrero	.927
3. Tim Salmon	.884
4. Jim Edmonds	.856
5. Troy Glaus	.854
6. Leon Wagner	.831
Mike Napoli	.831
8. Chili Davis	.829
9. Kendrys Morales	.823
10. Fred Lynn	.822

TOTAL BASES

1. Garret Anderson	3,743
2. Tim Salmon	2,958
3. Brian Downing	2,580
4. MIKE TROUT	2,522
5. Darin Erstad	2,186
6. Jim Fregosi	2,112
7. ALBERT PUJOLS	1,970
8. Bobby Grich	1,788
9. Vladimir Guerrero	1,767
10. Howie Kendrick	1,747

BASES ON BALLS

1. Tim Salmon	970
2. Brian Downing	866
3. MIKE TROUT	803
3. Bobby Grich	630
5. Jim Fregosi	558
6. Chili Davis	493
7. Troy Glaus	470
8. Darin Erstad	419
9. Chone Figgins	412
10. Rod Carew	405

All Caps/**BOLD** — Current Angel

★ Based on 1,500-or-more plate appearances



SINGLE SEASON BATTING

HIGHEST AVERAGE

(Based on 502 plate appearances)

1. Darin Erstad	.355	2000
2. Rod Carew	.339	1983
3. Vladimir Guerrero	.337	2004
4. Rod Carew	.331	1980
5. Chone Figgins	.330	2007
Tim Salmon	.330	1995
7. Vladimir Guerrero	.329	2006
Alex Johnson	.329	1970★
9. MIKE TROUT	.326	2012
Brian Downing	.326	1979

GAMES

1. Don Baylor	162	1979★
Sandy Alomar	162	1971★
Sandy Alomar	162	1970★
Jim Fregosi	162	1966
Bobby Knoop	162	1964
6. Garret Anderson	161	2001
Troy Glaus	161	2001
Mo Vaughn	161	2000
Jim Fregosi	161	1969
Bobby Knoop	161	1966
Jim Fregosi	161	1965

AT-BATS

1. Sandy Alomar	689	1971★
2. Darin Erstad	676	2000★
3. Garret Anderson	672	2001
Sandy Alomar	672	1970
5. Billy Moran	659	1962
6. Carney Lansford	654	1979
7. Garret Anderson	647	2000
8. Chone Figgins	642	2005
9. Devon White	639	1987
10. Orlando Cabrera	638	2007
Garret Anderson	638	2003
Garret Anderson	638	2002

RUNS

1. MIKE TROUT	129	2012★
2. Vladimir Guerrero	124	2004★
3. MIKE TROUT	123	2016★
4. Darin Erstad	121	2000
5. Troy Glaus	120	2000
Jim Edmonds	120	1995
Don Baylor	120	1979★
8. Tony Phillips	119	1995
9. MIKE TROUT	115	2014★
Jim Edmonds	115	1998
Albie Pearson	115	1962★

HITS

1. Darin Erstad	240	2000★
2. Vladimir Guerrero	206	2004
3. Alex Johnson	202	1970
4. Garret Anderson	201	2003
5. Vladimir Guerrero	200	2006
6. Garret Anderson	195	2002
7. Garret Anderson	194	2001
8. Orlando Cabrera	192	2007
9. MIKE TROUT	190	2013
10. Garret Anderson	189	1997

TOTAL BASES

1. Vladimir Guerrero	366	2004★
Darin Erstad	366	2000
3. Garret Anderson	345	2003
4. Garret Anderson	344	2002
5. Troy Glaus	340	2000
6. MIKE TROUT	339	2015
7. MIKE TROUT	338	2014★
8. Garret Anderson	336	2000
9. Vladimir Guerrero	335	2006
10. Don Baylor	333	1979

EXTRA-BASE HITS

1. Garret Anderson	88	2002
2. Troy Glaus	85	2000
3. MIKE TROUT	84	2014
4. Garret Anderson	82	2003
5. Troy Glaus	81	2001
6. ALBERT PUJOLS	80	2012
Vladimir Guerrero	80	2004
8. MIKE TROUT	79	2015
Kendrys Morales	79	2009
10. Garret Anderson	78	2000

DOUBLES

1. Garret Anderson	56	2002★
2. ALBERT PUJOLS	50	2012
3. Garret Anderson	49	2003★
4. Vladimir Guerrero	45	2007
Orlando Cabrera	45	2006
6. Kendrys Morales	43	2009
7. Jim Edmonds	42	1998
Johnny Ray	42	1988
Doug DeCinces	42	1982
10. Garret Anderson	41	1998
Howie Kendrick	41	2010
Bobby Abreu	41	2010

TRIPLES

1. Chone Figgins	17	2004
2. Devon White	13	1989
Mickey Rivers	13	1975★
Jim Fregosi	13	1968★
5. Jim Fregosi	12	1963
6. Peter Bourjos	11	2011
Adam Kennedy	11	2000
Mickey Rivers	11	1974★
Bobby Knoop	11	1966★
10. Chone Figgins	10	2005
Jerry Remy	10	1977

HOME RUNS

1. Troy Glaus	47	2000★
2. MIKE TROUT	45	2019
3. MIKE TROUT	41	2015
Troy Glaus	41	2001
5. ALBERT PUJOLS	40	2015
6. MIKE TROUT	39	2018
Vladimir Guerrero	39	2004
Reggie Jackson	39	1982★
9. Bobby Bonds	37	1977
Leon Wagner	37	1962

★ = led or tied for league lead



SINGLE SEASON BATTING



RUNS BATTED IN

1. Don Baylor	139	1979★
2. Tim Salmon	129	1997
3. Vladimir Guerrero	126	2004
4. Vladimir Guerrero	125	2007
5. Garret Anderson	123	2002
Garret Anderson	123	2001
7. ALBERT PUJOLS	119	2016★
8. Garret Anderson	117	2000
Mo Vaughn	117	2000
Wally Joyner	117	1987

BASES ON BALLS

1. MIKE TROUT	122	2018★
2. MIKE TROUT	116	2016★
3. Tony Phillips	113	1995
4. Troy Glaus	112	2000
5. MIKE TROUT	110	2013★
MIKE TROUT	110	2019
7. Troy Glaus	107	2001
8. Brian Downing	106	1987★
9. Tim Salmon	104	2000
10. Chone Figgins	101	2009★

STRIKEOUTS

1. MIKE TROUT	184	2014★
Mark Trumbo	184	2013
3. Mo Vaughn	181	2000★
4. JUSTIN UPTON	176	2018
5. Kole Calhoun	164	2015
6. Troy Glaus	163	2000
7. Kole Calhoun	162	2019
8. MIKE TROUT	158	2015
Josh Hamilton	158	2013
Troy Glaus	158	2001

STOLEN BASES

1. Mickey Rivers	70	1975★
2. Chone Figgins	62	2005★
3. Gary Pettis	56	1985
4. Luis Polonia	55	1993
5. Chone Figgins	52	2006
6. Luis Polonia	51	1992
7. Gary Pettis	50	1986
8. MIKE TROUT	49	2012★
9. Chad Curtis	48	1993
Luis Polonia	48	1991
Gary Pettis	48	1984

SACRIFICE HITS

1. Tim Foli	26	1982★
2. Bob Boone	23	1982
3. Luis Sojo	19	1991★
Bobby Grich	19	1978
Jerry Remy	19	1977
6. David Eckstein	16	2001★
Gary DiSarcina	16	1996
Bob Boone	16	1985
Juan Beniquez	16	1982
Rod Carew	16	1982

★ = led or tied for league lead

SACRIFICE FLIES

1. Dan Ford	13	1979★
2. Johnny Ray	12	1989
Wally Joyner	12	1986★
Doug DeCinces	12	1984
Don Baylor	12	1979★
Don Baylor	12	1978★
7. Orlando Cabrera	11	2007★
Orlando Cabrera	11	2006★
Tim Salmon	11	1997
Carney Lansford	11	1980

HIT BY PITCH

1. David Eckstein	27	2002★
2. David Eckstein	21	2001★
3. Martin Maldonado	18	2017
Don Baylor	18	1978★
Rick Reichardt	18	1968
6. Brian Downing	17	1987
Brian Downing	17	1986
8. MIKE TROUT	16	2019
9. Jose Guillen	15	2004
David Eckstein	15	2003
Brad Fullmer	15	2002

ON-BASE PCT.

(Based on 502 plate appearances)

1. MIKE TROUT	.460	2018★
2. MIKE TROUT	.442	2017★
3. MIKE TROUT	.441	2016★
4. MIKE TROUT	.438	2019★
5. MIKE TROUT	.432	2013
6. Tim Salmon	.429	1995
Chili Davis	.429	1995
8. Albie Pearson	.420	1961
9. Brian Downing	.418	1979
10. Chili Davis	.410	1994
Tim Salmon	.410	1998

SLUGGING PCT. ★★

1. MIKE TROUT	.645	2019★
2. MIKE TROUT	.629	2017★
3. MIKE TROUT	.628	2018★
4. Troy Glaus	.604	2000
5. Vladimir Guerrero	.598	2004
6. Tim Salmon	.594	1995
7. MIKE TROUT	.590	2015★
8. Kendrys Morales	.569	2009
9. Vladimir Guerrero	.565	2005
10. MIKE TROUT	.564	2012

OPS ★★

(on-base + slugging)

1. MIKE TROUT	1.088	2018★
2. MIKE TROUT	1.083	2019★
3. MIKE TROUT	1.071	2017★
4. Tim Salmon	1.024	1995
5. Troy Glaus	1.008	2000
6. MIKE TROUT	.991	2016
MIKE TROUT	.991	2015★
8. Vladimir Guerrero	.989	2004
9. MIKE TROUT	.988	2013
10. Chili Davis	.971	1994

All CAPS/BOLD — Current Angel

★★ Based on 3.1 plate appearances multiplied by games played by Angels



ROOKIE SINGLE SEASON BATTING

HIGHEST AVERAGE

(Based on 502 plate appearances)

1. MIKE TROUT	.326	2012
2. Reggie Willits	.293	2007
3. Wally Joyner	.290	1986
4. David Eckstein	.287	2001
5. Lee Thomas	.284	1961
Tim Salmon	.283	1993

GAMES

1. Bobby Knoop	162	1964
2. Devon White	159	1987
3. Gary DiSarcina	157	1992
4. Adam Kennedy	156	2000
5. Paul Schaal	155	1965
Bob Rodgers	155	1962

AT-BATS

1. Devon White	639	1987
2. Adam Kennedy	598	2000
3. Wally Joyner	593	1986
4. David Eckstein	579	2001
5. Jerry Remy	569	1975

RUNS

1. MIKE TROUT	129	2012
2. Devon White	103	1987
3. Tim Salmon	93	1993
4. David Eckstein	82	2001
Adam Kennedy	82	2000
Wally Joyner	82	1986
Jerry Remy	82	1975

HITS

1. MIKE TROUT	182	2012
2. Wally Joyner	172	1986
3. Devon White	168	1987
4. David Eckstein	166	2001
5. Adam Kennedy	159	2000

TOTAL BASES

1. MIKE TROUT	315	2012
2. Devon White	283	1987
3. Tim Salmon	276	1993
4. Wally Joyner	271	1986
5. Mark Trumbo	257	2011

EXTRA-BASE HITS

1. Tim Salmon	67	1993
2. MIKE TROUT	65	2012
3. Devon White	62	1987
4. Mark Trumbo	61	2011
5. Ken Hunt	57	1961

DOUBLES

1. Tim Salmon	35	1993
2. Bob Rodgers	34	1962
3. Adam Kennedy	33	2000
Devon White	33	1987
5. Mark Trumbo	31	2011

TRIPLES

1. Adam Kennedy	11	2000
2. MIKE TROUT	8	2012
3. Gary Pettis	6	1984
Bob Rodgers	6	1962
5. 4 PLAYERS TIED	5	

HOME RUNS

1. Tim Salmon	31	1993
2. MIKE TROUT	30	2012
3. Mark Trumbo	29	2011
4. Ken Hunt	25	1961
5. Devon White	24	1987
Lee Thomas	24	1961

RUNS BATTED IN

1. Wally Joyner	100	1986
2. Tim Salmon	95	1993
3. Mark Trumbo	87	2011
Devon White	87	1987
5. Ken Hunt	84	1961

ON-BASE PCT

(Based on 502 plate appearances)

1. MIKE TROUT	.399	2012
2. Reggie Willits	.391	2007
3. Tim Salmon	.382	1993
4. David Eckstein	.355	2001
5. Lee Thomas	.353	1961

SLUGGING PCT

(Based on 502 plate appearances)

1. MIKE TROUT	.564	2012
2. Tim Salmon	.536	1993
3. Lee Thomas	.491	1961
4. Ken Hunt	.454	1961
5. Mark Trumbo	.477	2011

OPS

(Based on 502 plate appearances)

1. MIKE TROUT	.963	2012
2. Tim Salmon	.918	1993
3. Lee Thomas	.844	1961
4. Ken Hunt	.810	1961
5. Wally Joyner	.805	1986

BASES ON BALLS

1. Tim Salmon	82	1993
2. Reggie Willits	69	2007
3. MIKE TROUT	67	2012
4. Willie Aikens	61	1979
Paul Schaal	61	1965

STRIKEOUTS

1. MIKE TROUT	139	2012
2. Tim Salmon	135	1993
Devon White	135	1987
4. Mark Trumbo	120	2011
Ken Hunt	120	1961

STOLEN BASES

1. MIKE TROUT	49	2012
2. Gary Pettis	48	1984
3. Chad Curtis	43	1992
4. Jose Cardenal	37	1965
5. Jerry Remy	34	1975

SACRIFICE HITS

1. David Eckstein	16	2001
2. Mark McLemore	15	1987
3. Devon White	14	1987
4. Steve Lubratic	13	1983
Dick Schofield	13	1984

SACRIFICE FLIES

1. Wally Joyner	12	1986
2. Tim Salmon	8	1993
Bob Rodgers	8	1962
4. J.B. Shuck	7	2013
MIKE TROUT	7	2012
Bengie Molina	7	2000
Carney Lansford	7	1978

HIT BY PITCH

1. David Eckstein	21	2001
2. Rick Reichardt	13	1966
3. Charlie Dees	8	1963
4. Gary DiSarcina	7	1992
Ron Jackson	7	1976
Dave Chalk	7	1974

GAMES BY POSITION

1B Wally Joyner	152	1986
2B Bobby Knoop	161	1964
SS Gary DiSarcina	157	1992
3B Paul Schaal	153	1965
OF Devon White	159	1987
OF Tim Salmon	140	1993
OF MIKE TROUT	139	2012
C Bob Rodgers	150	1962
DH SHOHEI OHTANI	82	2018

ROOKIE ALL-STARS

OF MIKE TROUT	2012
1B Wally Joyner	1986★
SS Dave Chalk	1974

All CAPS/BOLD — Current Angel
★ Indicates starter



President Ronald Reagan

YEARLY LEADERS BATTING



★ Based on 502 plate appearances ★★ Based on 3.1 plate appearances multiplied by games played by Angels # Led or tied for league
Bold face indicates club record

Year	Average★	Games	At Bats	Runs	Hits	Total Bases
1961	Pearson (.288)	Hunt (149)	Hunt (479)	Pearson (92)	L. Thomas (129)	Wagner (232)
1962	L. Thomas (.290)	4 with (160)	Moran (659)	Pearson# (115)	Moran (186)	Wagner (306)
1963	Pearson (.304)	Fregosi, Pearson (154)	Moran (597)	Pearson (92)	Pearson (176)	Wagner (251)
1964	Fregosi (.277)	Knoop (162)	Rodgers (514)	Fregosi (86)	Fregosi (140)	Fregosi (234)
1965	Fregosi (.277)	Fregosi (161)	Fregosi (602)	Fregosi (66)	Fregosi (167)	Fregosi (245)
1966	Cardenal (.276)	Fregosi (162)	Fregosi (611)	Fregosi (78)	Cardenal (155)	Fregosi (239)
1967	Fregosi (.290)	Knoop (159)	Fregosi (590)	Mincher (81)	Fregosi (171)	Mincher (237)
1968	Reichardt (.255)	Fregosi (159)	Fregosi (614)	Fregosi (77)	Fregosi (150)	Reichardt (225)
1969	Johnstone (.270)	Fregosi (161)	Fregosi (580)	Fregosi (78)	Alomar (153)	Fregosi (221)
1970	Johnson# (.329)	Alomar# (162)	Alomar (672)	Fregosi (95)	Johnson (202)	Johnson (282)
1971	Alomar (.260)	Alomar# (162)	Alomar# (689)	Alomar (77)	Alomar (179)	McMullen (234)
1972	Pinson (.275)	Alomar (155)	Alomar (610)	Alomar (65)	Oliver (154)	Oliver (222)
1973	Robinson (.266)	Oliver (151)	Oliver (544)	Robinson (85)	Oliver (144)	Robinson (261)
1974	Rivers (.285)	Doyle (147)	Doyle (511)	Robinson (75)	Rivers, Doyle (133)	Robinson (197)
1975	Rivers (.284)	Rivers (155)	Rivers (616)	Remy (82)	Rivers (175)	Rivers (221)
1976	Remy (.263)	Bochte (146)	Remy (502)	Remy (64)	Remy (132)	Remy (152)
1977	Chalk (.277)	Bonds (158)	Bonds (592)	Bonds (103)	Bonds (156)	Bonds (308)
1978	Bostock (.296)	Baylor (158)	Baylor (591)	Baylor (103)	Bostock (168)	Baylor (279)
1979	Downing (.326)	Baylor# (162)	Lansford (654)	Baylor# (120)	Lansford (188)	Baylor (333)
1980	Carew (.331)	Lansford (151)	Lansford (602)	Lansford (87)	Carew (79)	Carew (236)
1981	Carew★★ (.305)	Burleson# (109)	Burleson (430)	Carew (57)	Burleson (126)	Grich (191)
1982	Carew (.319)	Downing (158)	Downing (623)	Downing (109)	Downing (175)	DeCinces (315)
1983	Carew (.339)	Boone (142)	Carew (472)	Downing (68)	Carew (160)	Lynn (211)
1984	Downing (.275)	Downing (156)	DeCinces (547)	Lynn (84)	Downing (148)	Downing (249)
1985	Carew (.280)	Boone, Downing (150)	Downing (520)	Downing (80)	Downing (137)	Jackson (224)
1986	Joyner (.290)	Joyner, Pettis (154)	Joyner (593)	Pettis (93)	Joyner (172)	Joyner (271)
1987	Joyner (.285)	White (159)	White (639)	Downing (110)	White (168)	Joyner (298)
1988	Ray (.306)	C. Davis, Joyner (158)	Ray (602)	C. Davis, Joyner (81)	Ray (184)	C. Davis (259)
1989	Ray (.289)	Joyner (159)	White (636)	White (86)	Joyner (167)	Joyner (249)
1990	Parrish (.268)	Parrish (133)	Parrish (470)	Winfield (70)	Polonia (135)	Winfield (215)
1991	Joyner (.301)	Gaetti (152)	Polonia (604)	Polonia (92)	Polonia (179)	Joyner (269)
1992	Polonia (.286)	DiSarcina (157)	Polonia (577)	Polonia (83)	Polonia (165)	Polonia (190)
1993	Curtis (.285)	Davis (153)	Curtis (583)	Curtis (94)	Curtis (166)	Salmon (276)
1994	Davis★★ (.311)	Curtis (114)	Curtis (453)	Davis (72)	Davis (122)	Davis (220)
1995	Salmon (.330)	Salmon, Snow (143)	Edmonds (558)	Edmonds (120)	Salmon (177)	Salmon (319)
1996	Davis (.292)	Salmon (156)	Anderson (607)	Salmon (90)	Anderson (173)	Salmon (291)
1997	Anderson (.303)	Salmon (157)	Anderson (624)	Hollins (101)	Anderson (189)	Salmon (301)
1998	Edmonds (.307)	DiSarcina (157)	Anderson (622)	Edmonds (115)	Edmonds (184)	Edmonds (303)

CLUB HISTORY



YEARLY LEADERS BATTING

Year	Average★	Games	At Bats	Runs	Hits	Total Bases
1999	Anderson (.303)	Anderson (157)	Anderson (620)	Anderson (88)	Anderson (188)	Anderson (291)
2000	Erstad (.355)	Vaughn (161)	Erstad# (676)	Erstad (121)	Erstad# (240)	Erstad (366)
2001	Anderson (.289)	Anderson, Glauz (161)	Anderson (672)	Glauz (100)	Anderson (194)	Anderson (321)
2002	Kennedy (.312)	Anderson (158)	Anderson (638)	Eckstein (107)	Anderson (195)	Anderson (344)
2003	Anderson (.315)	Anderson (159)	Anderson (638)	Anderson (80)	Anderson (201)	Anderson (345)
2004	Guerrero (.337)	Guerrero (156)	Guerrero (612)	Guerrero# (124)	Guerrero (206)	Guerrero# (366)
2005	Guerrero (.317)	Figgins (158)	Figgins (642)	Figgins (113)	Figgins (186)	Guerrero (294)
2006	Guerrero (.329)	Guerrero (156)	Figgins, Cabrera (607)	Cabrera (95)	Guerrero (200)	Guerrero (335)
2007	Figgins (.330)	Cabrera (155)	Cabrera (638)	Cabrera (101)	Cabrera (192)	Guerrero (314)
2008	Guerrero (.303)	Hunter (146)	Anderson (557)	Hunter, Guerrero (85)	Guerrero (164)	Guerrero (282)
2009	Aybar (.312)	Figgins (158)	Figgins (615)	Figgins (114)	Figgins (183)	Morales (322)
2010	Hunter (.281)	Kendrick (158)	Kendrick (616)	Abreu (88)	Kendrick (172)	Hunter (266)
2011	Callaspo (.288)	Hunter (156)	Hunter (580)	Kendrick (86)	Aybar (155)	Trumbo (257)
2012	Trout (.326)	Pujols (154)	Pujols (607)	Trout# (129)	Trout (182)	Trout (315)
2013	Trout (.323)	Trumbo (159)	Trumbo (620)	Trout# (109)	Trout (190)	Trout (328)
2014	Kendrick (.293)	Pujols (159)	Pujols 633	Trout# 115	Kendrick (181)	Trout (338)
2015	Tout (.299)	Calhoun, Trout (159)	Calhoun (630)	Trout (104)	Trout (172)	Trout (339)
2016	Trout (.315)	Trout (159)	Calhoun (594)	Trout# (123)	Trout (173)	Trout (302)
2017	Trout (.306)	Simmons (158)	Pujols (593)	Trout (92)	Simmons (164)	Trout (253)
2018	Trout (.312)	Simmons (146)	Simmons (554)	Trout (101)	Simmons (162)	Trout (296)
2019	Trout (.291)	Fletcher (154)	Fletcher (596)	Trout (110)	Fletcher (173)	Trout (303)

Year	Doubles	Triples	Home Runs	RBI	SB	SF
1961	Hunt (29)	L. Thomas (5)	Wagner (28)	Hunt (84)	Pearson (11)	Wagner (7)
1962	Rodgers (34)	Pearson, Rodgers (6)	Wagner (37)	Wagner (107)	Pearson (15)	Rodgers (8)
1963	Torres (32)	Fregosi (12)	Wagner (26)	Wagner (90)	Pearson (17)	Moran, Wagner (7)
1964	Fregosi, Clinton (22)	Fregosi (9)	Adcock (21)	Fregosi (72)	Fregosi (8)	Rodgers (7)
1965	Knoop (24)	W. Smith (9)	Fregosi (15)	Fregosi (64)	Cardenal (37)	Fregosi, Rodgers (8)
1966	Fregosi (32)	Knoop# (11)	Adcock (18)	Knoop (72)	Cardenal (24)	Knoop# (7)
1967	Fregosi, Mincher (23)	Fregosi (6)	Mincher (25)	Mincher (76)	Cardenal (10)	Rodgers, Schaal (4)
1968	Fregosi (21)	Fregosi# (13)	Reichardt (21)	Reichardt (73)	Davalillo (17)	Repoz# (8)
1969	Fregosi (22)	Fregosi (6)	Reichardt (13)	Reichardt (68)	Alomar (18)	Reichardt, Rodriguez (7)
1970	Fregosi (33)	Johnson, Repoz (6)	Fregosi (22)	Johnson (86)	Alomar (35)	Voss (5)
1971	Alomar (24)	Alomar (3)	McMullen (21)	McMullen (68)	Alomar (39)	Spencer (5)
1972	Pinson (24)	Oliver (5)	Oliver (20)	Oliver (76)	Alomar (20)	Oliver (5)
1973	Robinson (29)	Pinson (6)	Robinson (30)	Robinson (97)	Alomar (25)	Pinson (7)
1974	Robinson (26)	Rivers# (11)	Robinson (20)	Robinson (63)	Rivers (30)	Valentine, Llenas (7)
1975	Chalk (24)	Rivers# (13)	Stanton (14)	Stanton (82)	Rivers# (70)	Chalk (9)
1976	Jackson (18)	5 with (3)	Bonds (10)	Bonds (54)	Remy (35)	3 tied (5)
1977	Bonds, Chalk (27)	Remy (10)	Bonds (37)	Bonds (115)	Bonds, Remy (41)	Bonds (10)
1978	Rudi (17)	Jackson (6)	Baylor (34)	Baylor (99)	Baylor (22)	Baylor# (12)
1979	Baylor (33)	4 tied (5)	Baylor (36)	Baylor# (139)	Baylor (22)	Ford# (13)

CLUB HISTORY

YEARLY LEADERS BATTING



Year	Doubles	Triples	Home Runs	RBI	SB	SF
1980	Carew (34)	Carew (7)	Thompson (17)	Lansford (80)	Carew (23)	Lansford# (11)
1981	Baylor (18)	Hobson (4)	Grich# (22)	Baylor (66)	Carew (16)	Baylor (6)
1982	DeCinces (42)	3 tied (5)	Jackson# (39)	Jackson (101)	Baylor, Carew (10)	DeCinces (9)
1983	Carew (24)	4 tied (3)	Lynn (22)	Lynn (74)	Pettis (8)	DeCinces (8)
1984	Downing, Lynn (28)	Pettis (6)	Jackson (25)	Downing (91)	Pettis (48)	DeCinces (12)
1985	Jackson (27)	Pettis (8)	Jackson (27)	Downing, Jackson (85)	Pettis (56)	DeCinces (7)
1986	Downing, Joyner (27)	Schofield (6)	DeCinces (26)	Joyner (100)	Pettis (50)	Joyner (12)
1987	Joyner, White (33)	Howell, White (5)	Joyner (34)	Joyner (117)	White (32)	Joyner (10)
1988	Ray (42)	Ray (7)	Downing (25)	C. Davis (93)	Schofield (20)	C. Davis (10)
1989	Joyner (30)	White (13)	Davis (22)	Davis (90)	White (44)	Ray (12)
1990	Ray (23)	Polonia (9)	Parrish (24)	Winfield (78)	White (21)	Winfield (7)
1991	Joyner (34)	Polonia (8)	Winfield (28)	Joyner (96)	Polonia (48)	Winfield (6)
1992	Felix (22)	Felix (5)	Gaetti (12)	Felix (72)	Polonia (51)	Felix (9)
1993	Salmon (35)	Polonia (6)	Salmon (31)	Davis (112)	Polonia (55)	Salmon (8)
1994	Curtis (23)	Curtis (4)	Davis (26)	Davis (84)	Curtis (25)	Davis (6)
1995	Salmon (34)	DiSarcina (6)	Salmon (34)	Edmonds (107)	Phillips, Hudler (13)	Davis (9)
1996	Anderson (33)	DiSarcina, Salmon (4)	Salmon (30)	Salmon (98)	Hudler (14)	Davis (6)
1997	Anderson (36)	Alicea (7)	Salmon (33)	Salmon (129)	Erstad (23)	Salmon (11)
1998	Edmonds (42)	Anderson (7)	Salmon (26)	Edmonds (91)	Erstad (20)	Salmon (10)
1999	Anderson (36)	Erstad (5)	Vaughn (33)	Vaughn (108)	Erstad, Velarde (13)	Anderson, Salmon (6)
2000	Anderson (40)	Kennedy (11)	Glaus# (47)	Anderson, Vaughn (117)	Erstad (28)	Anderson (9)
2001	Anderson (39)	Gil, Spiezo (4)	Glaus (41)	Anderson (123)	Eckstein (29)	Kennedy (9)
2002	Anderson# (56)	3 tied (6)	Glaus (30)	Anderson (123)	Erstad (23)	Anderson (10)
2003	Anderson# (49)	Spiezo (7)	Anderson (29)	Anderson (116)	Kennedy (22)	Spiezo (7)
2004	Guerrero (39)	Figgins (17)	Guerrero (39)	Guerrero (126)	Figgins (34)	Guerrero (8)
2005	Anderson (34)	Figgins (10)	Guerrero (32)	Guerrero (108)	Figgins# (62)	B. Molina (6)
2006	Cabrera (45)	Figgins (8)	Guerrero (33)	Guerrero (116)	Figgins (52)	Cabrera# (11)
2007	Guerrero (45)	Figgins (6)	Guerrero (27)	Guerrero (125)	Figgins (41)	Cabrera (11)
2008	Hunter (37)	Aybar (5)	Guerrero (27)	Guerrero (91)	Figgins (34)	Rivera (8)
2009	Morales (43)	Aybar (9)	Morales (34)	Morales (108)	Figgins (42)	Abreu (9)
2010	Abreu, Kendrick (41)	3 tied (4)	Napoli (4)	Hunter (90)	Abreu (24)	Abreu, Kendrick (5)
2011	Izturis (35)	Bourjos (11)	Trumbo (29)	Trumbo (87)	Aybar (30)	Trumbo, Izturis (4)
2012	Pujols (50)	Trout (8)	Trumbo (32)	Pujols (105)	Trout# (49)	Trout (7)
2013	Trout (39)	Trout (9)	Trumbo (34)	Trumbo (100)	Trout (33)	Hamilton (9)
2014	Trout (39)	Trout (9)	Trout (36)	Trout# (111)	Trout, Aybar (16)	Trout
2015	Trout (32)	Trout (6)	Trout (41)	Pujols (95)	Aybar (15)	Giavotella (6)
2016	Calhoun (35)	Calhoun, Trout (5)	Pujols (31)	Pujols (119)	Trout (30)	Pujols (6)
2017	Simmons (38)	Trout (3)	Trout (33)	Pujols (101)	Maybin (29)	Simmons (8)
2018	Simmons (26)	Simmons (5)	Trout (39)	Upton (85)	Trout (24)	Calhoun, Upton (8)
2019	Fletcher (30)	Ohtani (5)	Trout (45)	Trout (104)	Ohtani (12)	Pujols (8)





CLUB BATTING STATS YEAR BY YEAR

	AVG	AB	R	H	2B	3B	HR	RBI	SH	SF	SB	CS
1961	.245	5424	744	1331	218	22	189	700	80	37	37	28
1962	.250	5499	718	1377	232	35	137	667	82	43	46	27
1963	.250	5506	597	1378	208	38	95	551	84	46	43	30
1964	.243	5332	544	1297	186	27	102	508	78	37	49	39
1965	.239	5354	527	1279	200	36	97	486	93	44	107	57
1966	.232	5360	604	1244	179	54	122	562	69	46	80	54
1967	.238	5307	567	1265	170	37	114	524	88	23	40	36
1968	.227	5331	498	1209	170	33	83	453	75	37	62	50
1969	.225	5416	528	1221	151	29	88	480	75	41	54	39
1970	.251	5532	631	1391	197	40	114	597	69	37	69	27
1971	.231	5495	511	1271	213	18	96	477	83	31	72	34
1972	.242	5165	454	1249	171	26	78	420	66	25	57	37
1973	.253	5505	629	1395	183	29	93	595	60	45	59	47
1974	.254	5401	618	1372	203	31	95	550	82	48	119	79
1975	.246	5377	628	1324	195	41	55	572	97	47	220★	108
1976	.235	5385	550	1265	210	23	63	511	92	48	126	80
1977	.255	5410	675	1380	233	40	131	636	74	51	159	89
1978	.259	5472	691	1417	226	28	108	646	72	56	86	69
1979	.282	5550	866★	1563	242	43	164	808★	79	56	100	52
1980	.265	5443	698	1442	236	32	106	655	75	44	91	63
1981	.256	3688	476	944	134	16	97	439	51	30	44	33
1982	.274	5532	814	1518	268	26	186	760	114★	56★	55	53
1983	.260	5640	722	1467	241	22	154	682	68	46	41	39
1984	.249	5470	696	1363	211	30	150	649	65	46	80	51
1985	.251	5442	732	1364	215	31	153	685	99	35	106	51
1986	.255	5433	786	1387	236	36	167	743	91★	61★	109	42
1987	.252	5570	770	1406	257	26	172	709	70	36	125	44
1988	.261	5582	714	1458	258	31	124	660	63	52	86	52
1989	.256	5543	669	1421	207	37	145★	623	54	46	89	40
1990	.260	5570	690	1448	237	27	147	646	58	45	68	43★
1991	.255	5470	653	1396	245	29	115	607	63	31	94	56
1992	.243	5364	579	1306	202	20	88	537	56	40	160	101
1993	.260	5391	684	1399	259	24	114	644	50	46	169	100★
1994	.264	3943	543	1042	178	16	120	518	42	29	65	54
1995	.277	5019	801	1390	252	25	186	761	33	38	57	39
1996	.276	5686	762	1571	256	24	192	727	45	33	53	39
1997	.272	5628	829	1531	279	25	161	775	40	57	126	72
1998	.272	5630	787	1530	314	27	147	739	49	41	93	45
1999	.256	5494	711	1404	248	22	158	673	41	42	71	45
2000	.280	5628	864	1574	309	34	236	837	47	43	93	52
2001	.261	5551	691	1447	275	26	158	662	46	53	116	52
2002	.282★	5678★	851	1603★	333	32	152	811	49★	64	117	51
2003	.268	5487	736	1473	276	33	150	687	50	50	129	61
2004	.282★	5675	836	1603	272	37	162	783	56	41	143★	46
2005	.270	5624	761	1520	278	30	147	726	43	39	161★	57
2006	.274	5609	766	1539	309	29	159	737	31	53	148★	57
2007	.284	5554	822	1578	324	23	123	776	32	65	139	55
2008	.268	5540	765	1486	274	25	159	721	32	50	129	48
2009	.285★	5622	883	1604★	293	33	173	841	43	52	148	63
2010	.248	5488	681	1363	276	19	155	656	42	37	104	52
2011	.253	5513	667	1394	289	34	155	629	50	32	135	52
2012	.274★	5536	767	1518	273	22	187	732	47★	41	134	33
2013	.264	5588	733	1476	270	39★	164	696	37	64★	82	34
2014	.259	5652★	773★	1464	304	31	155	729	26	54	81	39
2015	.246	5417	661	1331	243	21	176	621	37	40	52	34
2016	.260	5431	717	1410	279	20	156	686	36	49	73	34
2017	.243	5415	710	1314	251	14	186	678	17	46	136	44
2018	.242	5472	721	1323	249	23	214	690	7	39	89	22
2019	.247	5542	769	1368	268	21	220	734	4	42	65	20

★Led or tied for League lead

CLUB HISTORY

CLUB DESIGNATED HITTERS



	AVG	AB	R	H	TB	2B	3B	HR	RBI	SH	SF	BB	SO	SB	CS
1973	.255	604	88	154	276	27	1	31	100	2	3	90	105	1	2
1974	.240	572	85	137	242	32	2	23	78	1	8	101	110	8	2
1975	.225	579	75	130	195	22	2	13	80	6	13	90	102	24	9
1976	.251	618	66	155	226	29	3	12	77	6	6	58	93	11	7
1977	.242	592	83	143	245	30	3	22	73	3	4	73	104	20	12
1978	.240	604	96	145	256	25	1	28	92	2	9	71	103	13	6
1979	.318	616	110	196	340	31	1	37	134	2	7	80	82	14	6
1980	.310	609	88	189	267	29	2	15	101	1	11	74	74	8	11
1981	.233	407	55	95	170	17	2	18	72	0	6	47	52	4	3
1982	.261	637	85	166	274	25	1	27	103	0	8	61	75	10	4
1983	.257	635	84	163	247	21	0	21	82	2	5	76	138	2	6
1984	.230	613	76	141	253	21	2	29	96	2	1	69	152	8	4
1985	.225	605	88	136	244	27	3	25	97	2	7	84	143	6	5
1986	.249	602	94	150	249	21	3	24	76	1	5	109	142	1	3
1987	.278	630	106	175	300	35	3	28	89	3	3	95	74	3	5
1988	.237	608	91	144	249	20	2	27	80	6	6	91	78	5	4
1989	.277	629	67	174	260	32	3	16	72	1	5	61	105	0	2
1990	.285	617	89	176	280	35	3	21	87	0	7	88	96	2	5
1991	.236	636	67	150	233	28	2	17	73	1	4	48	130	8	5
1992	.247	647	77	160	226	27	3	11	62	4	3	34	102	18	15
1993	.245	624	83	153	269	35	0	27	119	0	1	74	146	5	5
1994	.309	424	74	131	229	18	1	26	84	1	6	72	96	3	2
1995	.302	530	101	160	252	26	0	22	99	0	10	103	97	5	4
1996	.278	612	80	170	288	26	1	30	106	2	7	94	115	5	2
1997	.237	595	78	141	213	25	1	15	62	3	9	72	107	13	6
1998	.288	565	95	163	278	36	2	25	100	1	10	101	128	2	2
1999	.258	590	66	152	268	29	0	29	106	1	2	51	118	5	1
2000	.275	578	93	159	264	27	0	26	81	1	1	86	96	8	5
2001	.212	572	40	121	163	18	0	8	56	5	6	48	132	8	7
2002	.280	589	93	165	294	43	7	24	86	2	4	46	78	12	3
2003	.256	574	65	147	239	30	1	20	86	1	4	66	99	6	6
2004	.240	575	80	138	233	25	2	22	74	0	5	65	121	9	3
2005	.255	584	78	149	221	26	2	14	69	4	7	54	102	15	5
2006	.294	586	92	172	290	27	2	29	97	0	4	52	98	9	3
2007	.257	591	85	152	231	23	1	18	79	1	4	47	78	6	7
2008	.271	597	83	162	289	21	3	24	89	2	5	98	115	3	0
2009	.296	622	104	184	292	31	1	25	93	3	1	46	99	7	2
2010	.231	559	59	129	209	27	1	17	72	2	5	71	122	1	2
2011	.237	573	68	136	209	25	3	14	70	1	4	87	126	19	7
2012	.273	607	84	166	284	33	2	27	91	0	2	37	139	3	0
2013	.264	602	73	159	249	29	2	19	81	0	4	69	138	4	0
2014	.253	593	72	150	262	27	2	27	97	1	7	47	148	6	8
2015	.235	570	67	134	231	26	1	23	77	1	6	44	103	6	3
2016	.258	594	72	153	262	20	1	29	115	0	6	50	86	10	2
2017	.239	607	58	145	235	18	0	24	102	0	5	42	98	9	1
2018	.267	577	84	154	285	28	2	33	97	0	3	63	155	12	5
2019	.253	601	81	152	264	33	5	23	84	0	7	55	146	15	4

HUNDRED HOME RUN HALOS

There have been 19 players to connect for 100 home runs or more in an Angels uniform...

1. Tim Salmon (1992-2006) 299
2. Mike Trout (2011-) 285
3. Garret Anderson (1994-2008) 272
4. Brian Downing (1978-1990) 222
5. Albert Pujols (2012-) 211
6. Troy Glaus (1998-2004) 182
7. Vladimir Guerrero (2004-2009) 173
8. Chili Davis (1988-1996) 156
9. Bobby Grich (1977-1986) 154
10. Don Baylor (1977-1982) 141
11. Kole Calhoun (2012-2019) 140
12. Doug DeCinces (1982-1987) 130
13. Reggie Jackson (1982-1986) 123
14. Jim Edmonds (1993-1999) 121
15. Wally Joyner (1986-1991, 2001) 117
16. Jim Fregosi (1961-1971) 115
17. Darin Erstad (1996-2006) 114
18. Torii Hunter (2008-2012) 105
19. Jack Howell (1985-90, 1996-97) 100





CLUB PINCH HITTER

	AVG	AB	R	H	2B	3B	HR	RBI	SF	BB	SO	SB
1961	.239	247	21	59	8	0	7	30	2	34	50	0
1962	.166	187	18	31	4	1	5	33	4	32	59	0
1963	.207	193	13	40	4	0	2	21	3	22	49	1
1964	.267	191	19	51	7	1	2	25	2	23	39	0
1965	.202	208	14	42	3	1	1	17	1	25	41	3
1966	.217	203	21	44	5	0	4	23	3	32	52	0
1967	.204	216	23	44	4	0	3	25	1	29	49	0
1968	.215	242	11	52	1	0	2	32	6	30	55	0
1969	.214	201	12	43	5	0	1	25	3	32	41	0
1970	.203	236	13	48	4	0	2	28	7	11	60	0
1971	.231	216	16	50	6	0	4	31	4	27	40	0
1972	.250	172	25	43	5	0	3	38	3	25	38	0
1973	.247	174	23	43	5	0	3	38	4	25	40	1
1974	.214	154	11	33	8	0	1	33	7	25	25	2
1975	.224	107	8	24	7	1	0	27	2	16	30	1
1976	.223	148	13	33	3	1	1	22	1	21	43	0
1977	.248	137	10	34	6	0	3	22	1	18	30	0
1978	.202	99	5	20	1	0	2	22	0	13	23	2
1979	.262	65	6	17	3	1	0	13	1	11	12	1
1980	.282	117	10	33	7	0	2	27	0	14	25	0
1981	.148	54	0	8	1	0	0	5	1	2	10	1
1982	.338	65	9	22	8	0	1	17	1	13	17	1
1983	.277	101	12	28	5	0	4	22	0	7	23	0
1984	.271	129	12	35	6	0	3	17	2	12	26	0
1985	.188	149	13	28	4	1	2	22	0	30	36	1
1986	.256	125	22	32	5	0	4	22	2	27	26	1
1987	.327	147	22	48	7	2	9	35	0	13	32	0
1988	.286	140	20	40	4	2	3	31	4	19	27	0
1989	.206	63	2	13	2	3	1	9	0	3	26	0
1990	.184	98	4	18	0	1	2	10	1	10	21	1
1991	.230	74	7	17	3	0	2	10	0	3	9	1
1992	.233	133	11	31	4	0	3	22	3	17	31	1
1993	.272	103	11	28	2	2	3	15	1	15	24	0
1994	.262	84	11	22	2	0	2	11	0	14	25	0
1995	.252	127	6	32	6	0	1	22	1	7	22	1
1996	.252	127	10	32	4	0	7	20	0	12	21	0
1997	.211	71	9	15	5	0	0	8	1	9	19	0
1998	.200	100	5	20	7	0	0	9	0	12	23	0
1999	.234	111	15	26	6	0	2	11	2	20	35	0
2000	.231	82	12	19	3	0	2	11	2	22	19	1
2001	.245	102	16	25	3	1	4	15	2	7	28	1
2002	.288	118	12	34	6	1	2	20	0	7	27	5
2003	.313	99	14	31	9	0	1	18	0	12	25	2
2004	.260	77	13	20	4	0	2	11	1	7	26	4
2005	.234	77	10	18	6	0	1	12	1	10	16	1
2006	.171	82	13	14	2	3	4	8	1	16	28	2
2007	.250	84	12	34	7	0	2	10	2	13	23	2
2008	.182	66	2	12	2	1	0	13	1	3	12	1
2009	.308	65	11	20	1	0	2	12	0	9	15	1
2010	.171	76	9	13	0	0	0	5	1	12	24	2
2011	.145	76	6	11	2	0	2	9	2	9	21	2
2012	.194	67	7	13	2	0	2	17	1	3	18	2
2013	.225	71	11	16	2	0	3	6	0	12	23	0
2014	.238	105	10	25	6	1	1	17	2	1	28	0
2015	.238	101	8	22	3	0	1	14	1	2	23	0
2016	.171	82	9	14	4	0	1	11	0	13	29	0
2017	.253	99	9	25	5	0	1	19	1	8	27	5
2018	.162	99	13	16	3	0	5	14	0	11	38	3
2019	.205	83	6	17	1	0	2	14	1	13	35	0

CLUB HISTORY



CAREER LEADERS PITCHING



COMBINED ERA ★

1. Dean Chance	2.83
2. Nolan Ryan	3.07
3. Frank Tanana	3.08
4. George Brunet	3.13
5. Clyde Wright	3.28
6. Jered Weaver	3.55
7. Rudy May	3.67
8. Chuck Finley	3.72
9. Mike Witt	3.76
10. John Lackey	3.81

WINS

1. Chuck Finley	165
2. Jered Weaver	150
3. Nolan Ryan	138
4. Mike Witt	109
5. Frank Tanana	102
John Lackey	102
7. Ervin Santana	96
8. Mark Langston	88
9. Clyde Wright	87
10. Kirk McCaskill	78

LOSSES

1. Chuck Finley	140
2. Nolan Ryan	121
3. Mike Witt	107
4. Jered Weaver	93
5. Clyde Wright	85
6. Ervin Santana	80
7. Frank Tanana	78
8. Rudy May	76
9. Mark Langston	74
Kirk McCaskill	74
Jim Abbott	74

GAMES

1. Troy Percival	579
2. Scot Shields	491
3. Chuck Finley	436
4. Francisco Rodriguez	408
5. Jered Weaver	322
6. Kevin Jepsen	315
7. Mike Witt	314
8. Dave LaRoche	304
9. Mike Holtz	301
10. Nolan Ryan	291

STARTS

1. Chuck Finley	379
2. Jered Weaver	322
3. Nolan Ryan	288
4. Mike Witt	272
5. John Lackey	233
Ervin Santana	233
7. Frank Tanana	218
8. Mark Langston	210
9. Kirk McCaskill	189
Clyde Wright	189

COMPLETE GAMES

1. Nolan Ryan	156
2. Frank Tanana	92
3. Mike Witt	70
4. Chuck Finley	57
5. Clyde Wright	51
6. Dean Chance	48
7. Andy Messersmith	42
Geoff Zahn	42
9. Rudy May	35
Bill Singer	35

SHUTOUTS

1. Nolan Ryan	40
2. Frank Tanana	24
3. Dean Chance	21
4. George Brunet	14
Chuck Finley	14
6. Geoff Zahn	13
7. Rudy May	12
8. Kirk McCaskill	11
Andy Messersmith	11
10. Mike Witt	10

SAVES-(BLOWN SAVES)-RATE

1. Troy Percival	316 (50)	86.3%
2. Francisco Rodriguez	208 (33)	86.3%
3. Bryan Harvey	126 (28)	81.8%
4. Ernesto Frieri	71 (10)	87.7%
Brian Fuentes	71 (11)	86.6%
6. Huston Street	66 (10)	86.8%
7. Dave LaRoche	65 (22)	74.7%
8. Donnie Moore	61 (21)	74.4%
9. Bob Lee	58 (19)	75.3%
10. Joe Grahe	45 (11)	80.4%

STARTERS ERA

1. Dean Chance	2.86
2. Andy Messersmith	2.94
3. Nolan Ryan	3.05
4. Frank Tanana	3.08
5. George Brunet	3.12
6. Clyde Wright	3.27
7. Jim McGlothlin	3.29
9. Fred Newman	3.44
9. Garrett Richards	3.45
10. Jered Weaver	3.55

INNINGS PITCHED

1. Chuck Finley	2,675
2. Nolan Ryan	2,181.1
3. Jered Weaver	2,025
4. Mike Witt	1,965.1
5. Frank Tanana	1,915.1
6. John Lackey	1,501
7. Ervin Santana	1,475.2
8. Mark Langston	1,445.1
9. Clyde Wright	1,403.1
10. Dean Chance	1,236.2

HITS

1. Chuck Finley	2,544
2. Mike Witt	1,932
3. Jered Weaver	1,861
4. Nolan Ryan	1,520
5. John Lackey	1,519
6. Frank Tanana	1,451
7. Ervin Santana	1,444
8. Mark Langston	1,341
9. Clyde Wright	1,310
10. Kirk McCaskill	1,191

HOME RUNS

1. Chuck Finley	254
2. Jered Weaver	246
3. Ervin Santana	203
4. Mike Witt	167
5. John Lackey	151
6. Jarrod Washburn	150
7. Frank Tanana	146
8. Mark Langston	145
9. Ramon Ortiz	136
10. Nolan Ryan	115

BASES ON BALLS

1. Nolan Ryan	1,302
2. Chuck Finley	1,118
3. Mike Witt	656
4. Mark Langston	551
5. Jered Weaver	539
6. Rudy May	484
7. Ervin Santana	475
8. Dean Chance	462
9. Clyde Wright	449
10. Kirk McCaskill	448

STRIKEOUTS

1. Nolan Ryan	2,416
2. Chuck Finley	2,151
3. Jered Weaver	1,598
4. Mike Witt	1,283
5. Frank Tanana	1,233
6. John Lackey	1,201
7. Ervin Santana	1,167
8. Mark Langston	1,112
9. Dean Chance	857
10. Rudy May	844

MOST SO/9 IP *

1. Ernesto Frieri	12.62
2. Francisco Rodriguez	11.70
3. JUSTIN ANDERSON	11.17
4. Jordan Walden	10.83
5. Bryan Harvey	10.68
6. Blake Parker	10.50
7. Troy Percival	10.43
8. NOÉ RAMIREZ	10.39
9. Nolan Ryan	9.97
10. CAM BEDROSIAN	9.55

FEWEST HITS/9 IP *

1. Troy Percival	6.03
2. Francisco Rodriguez	6.08
3. Ken Tatum	6.12
4. Nolan Ryan	6.27
5. Bryan Harvey	6.41
6. Andy Messersmith	6.53
7. Bob Lee	6.62
8. Ernesto Frieri	6.66
9. Michael Kohn	6.85
10. Blake Parker	6.94

LOWEST WHIP*

1. Blake Parker	1.03
2. Ken Tatum	1.05
3. Joe Smith	1.08
4. Bob Lee	1.09
5. Troy Percival	1.10
6. Art Fowler	1.11
7. Hansel Robles	1.11
8. Francisco Rodriguez	1.11
9. Bryan Harvey	1.12
10. Fernando Salas	1.13

RELIEF ERA *

1. Bob Lee	1.97
2. Scott Downs	2.10
3. Ken Tatum	2.16
4. Francisco Rodriguez	2.35
5. Bryan Harvey	2.49
6. Greg Minton	2.66
7. HANSEL ROBLES	2.67
8. Donnie Moore	2.75
9. Dan Aase	2.76
10. Mark Eichhorn	2.81

FEWEST BB/9 IP*

1. Matt Shoemaker	2.13
2. Paul Hartzell	2.14
3. Fernando Salas	2.20
4. Ken Forsch	2.24
5. Tom Morgan	2.27
6. Fred Newman	2.27
7. Mark Eichhorn	2.31
8. Minnie Rojas	2.34
9. Frank Tanana	2.35
10. Blake Parker	2.36

FEWEST HR/9 IP*

1. Mark Eichhorn	0.32
2. Mark Clear	0.32
3. Greg Minton	0.35
4. Dean Chance	0.44
5. Fernando Rodney	0.45
6. Nolan Ryan	0.47
7. Lloyd Allen	0.49
8. Scott Downs	0.49
9. Paul Hartzell	0.49
10. Kevin Jepsen	0.51

RELIEF WINS

1. Scot Shields	42
2. Dave LaRoche	34
3. Shigetoshi Hasegawa	30
4. Troy Percival	29
5. Luis Sanchez	28
6. Francisco Rodriguez	23
Brendan Donnelly	23
8. Mark Clear	22
9. Minnie Rojas	21
10. Four players tied	19

ALL CAPS/BOLD — Current Angel

★ Minimum of 1000 IP

Minimum of 90 starts

* Minimum of 100 games





SINGLE SEASON PITCHING

ERA			
(based on min. of 162 IP)			
1.	Dean Chance	1.65	1964★
2.	Nolan Ryan	2.28	1972
3.	Chuck Finley	2.40	1990
4.	Jered Weaver	2.41	2011
5.	Frank Tanana	2.43	1976
6.	Andy Messersmith	2.52	1969
7.	Frank Tanana	2.54	1977★
8.	George Brunet	2.56	1965
9.	Chuck Finley	2.57	1989
10.	Rickey Clark	2.59	1967

WINS			
1.	Nolan Ryan	22	1974
	Clyde Wright	22	1970
3.	Bartolo Colon	21	2005★
	Nolan Ryan	21	1973
5.	Jered Weaver	20	2012H
	Bill Singer	20	1973
	Andy Messersmith	20	1971
	Dean Chance	20	1964★
9.	John Lackey	19	2007
	Mark Langston	19	1991
	Nolan Ryan	19	1977
	Frank Tanana	19	1976
	Nolan Ryan	19	1972

LOSSES			
1.	Kirk McCaskill	19	1991★
	Frank Tanana	19	1974
	Clyde Wright	19	1973
	George Brunet	19	1967★
5.	Jim Abbott	18	1996★
	Nolan Ryan	18	1976
	Dean Chance	18	1963

GAMES			
1.	Scot Shields	78	2005
2.	José Álvarez	76	2018
	Joe Smith	76	2014
	Francisco Rodriguez	76	2008★
5.	Dane De La Rosa	75	2013
6.	Kevin Jepsen	74	2014
	Scot Shields	74	2006
8.	TY BUTTREY	72	2019
	Fernando Salas	72	2015
	Fernando Rodney	72	2010
	Minnie Rojas	72	1967

STARTS			
1.	Nolan Ryan	41	1974
2.	Bill Singer	40	1973
3.	Nolan Ryan	39	1976
	Nolan Ryan	39	1973
	Nolan Ryan	39	1972
	Clyde Wright	39	1970
7.	Andy Messersmith	38	1971
	Tom Murphy	38	1970
9.	Nolan Ryan	37	1977
	Clyde Wright	37	1971
	George Brunet	37	1967
	Dean Chance	37	1966

COMPLETE GAMES			
1.	Nolan Ryan	26	1974
	Nolan Ryan	26	1973
3.	Frank Tanana	23	1976
4.	Nolan Ryan	22	1977★
5.	Nolan Ryan	21	1976
6.	Frank Tanana	20	1977
	Nolan Ryan	20	1972
8.	Bill Singer	19	1973
9.	Nolan Ryan	17	1979
	Ed Figueroa	16	1975
	Frank Tanana	16	1975

SHUTOUTS			
1.	Dean Chance	11	1964★
2.	Nolan Ryan	9	1972★
3.	Frank Tanana	7	1977★
	Nolan Ryan	7	1976★
5.	Jim McGlothlin	6	1967

SAVES			
1.	Francisco Rodriguez	62	2008★
2.	Brian Fuentes	48	2009★
3.	Francisco Rodriguez	47	2006★
4.	Bryan Harvey	46	1991★
5.	Francisco Rodriguez	45	2005★
6.	Troy Percival	42	1998
7.	Huston Street	40	2015
	Francisco Rodriguez	40	2007
	Troy Percival	40	2002
10.	Troy Percival	39	2001

INNINGS PITCHED			
1.	Nolan Ryan	332.2	1974★
2.	Nolan Ryan	326	1973
3.	Bill Singer	315.2	1973
4.	Nolan Ryan	299	1977
5.	Frank Tanana	288.1	1976
6.	Nolan Ryan	284.1	1976
7.	Nolan Ryan	284	1972
8.	Dean Chance	278.1	1964★
9.	Andy Messersmith	276.2	1971
	Clyde Wright	276.2	1971

HOME RUNS			
1.	Ramon Ortiz	40	2002★
	Shawn Boskie	40	1996★
3.	Ervin Santana	39	2012★
4.	Bartolo Colon	38	2004
	Don Sutton	38	1987
6.	Jered Weaver	37	2016
	Allen Watson	37	1997★
8.	Ricky Nolasco	35	2017
9.	Jarrod Washburn	34	2003★
	Mike Witt	34	1987

BASES ON BALLS			
1.	Nolan Ryan	204	1977★
2.	Nolan Ryan	202	1974★
3.	Nolan Ryan	183	1976★
4.	Nolan Ryan	162	1973★
5.	Nolan Ryan	157	1972★
6.	Nolan Ryan	148	1978★
7.	Nolan Ryan	132	1975
8.	Bill Singer	130	1973
9.	Bo Belinsky	122	1962★
10.	Andy Messersmith	121	1971

STRIKEOUTS			
1.	Nolan Ryan	383	1973★
2.	Nolan Ryan	367	1974★
3.	Nolan Ryan	341	1977★
4.	Nolan Ryan	329	1972★
5.	Nolan Ryan	327	1976★
6.	Frank Tanana	269	1975★
7.	Frank Tanana	261	1976
8.	Nolan Ryan	260	1978★
9.	Bill Singer	241	1973
10.	Jered Weaver	233	2010★

MOST SO/9 IP			
(min. of 162 IP)			
1.	Nolan Ryan	10.57	1973★
2.	Nolan Ryan	10.43	1972★
3.	Nolan Ryan	10.35	1976★
4.	Nolan Ryan	10.26	1977★
5.	Nolan Ryan	9.97	1978★
6.	Nolan Ryan	9.93	1974★
7.	Frank Tanana	9.41	1975★
8.	Jered Weaver	9.35	2010
9.	Nolan Ryan	9.01	1979★
10.	ANDREW HEANEY	9.00	2018

FEWEST HITS/9 IP			
(min. of 162 IP)			
1.	Nolan Ryan	5.26	1972★
2.	Nolan Ryan	5.96	1977★
3.	Nolan Ryan	5.98	1974★
4.	Andy Messersmith	6.08	1969★
5.	Nolan Ryan	6.11	1976★
6.	Dean Chance	6.27	1964
7.	Nolan Ryan	6.57	1973
8.	Garrett Richards	6.62	2014
9.	Frank Tanana	6.62	1976
10.	Andy Messersmith	6.63	1972

FEWEST BB/9 IP			
1.	Paul Byrd	1.23	2005
2.	Dan Haren	1.25	2011★
3.	Ken Forsch	1.59	1981
4.	Bert Blyleven	1.64	1989
5.	Bartolo Colon	1.74	2005
6.	Paul Hartzell	1.81	1977
7.	Fred Newman	1.85	1964
8.	Tommy John	1.88	1983
9.	Don Sutton	1.93	1987
10.	Ervin Santana	1.93	2008

LOWEST WHIP			
(min. of 162 IP)			
1.	Frank Tanana	0.99	1976
2.	Dean Chance	1.01	1964
3.	Jered Weaver	1.01	2011
4.	Jered Weaver	1.02	2012
5.	Dan Haren	1.02	2011
6.	Garrett Richards	1.04	2014
7.	George Brunet	1.06	1968
8.	Jered Weaver	1.07	2010
9.	Andy Messersmith	1.08	1969
10.	Mike Witt	1.08	1986

FEWEST HR/9 IP			
(min. of 162 IP)			
1.	Dean Chance	0.23	1964★
2.	Andy Messersmith	0.27	1972
3.	Garrett Richards	0.27	2014★
4.	Paul Hartzell	0.33	1976
5.	Nolan Ryan	0.36	1977★
6.	Dean Chance	0.36	1963
7.	Mike Witt	0.40	1982★
8.	George Brunet	0.41	1965
9.	Nolan Ryan	0.41	1976
10.	Ken Forsch	0.41	1981

RELIEF WINS			
1.	Minnie Rojas	12	1967
	Jack Sanford	12	1966
3.	Mark Clear	11	1980
	Mark Clear	11	1979
5.	Jose Arredondo	10	2008
	Scot Shields	10	2005
	Shigetoshi Hasegawa	10	2000
	Dave LaRoche	10	1978
	Mark Petkovec	10	1999
	Luis Sanchez	10	1983

RELIEF APPEARANCES			
1.	Scot Shields	78	2005
2.	José Alvarez	76	2018
	Joe Smith	76	2014
	Francisco Rodriguez	76	2008★
5.	Dane De La Rosa	75	2013
6.	Kevin Jepsen	74	2014
	Scot Shields	74	2006
8.	TY BUTTREY	72	2019
	Fernando Salas	72	2015
	Fernando Rodney	72	2010
	Minnie Rojas	72	1967

SAVES-BLOWN SAVES PCT.				
(min. 30 saves)				
1.	Troy Percival	39-3	92.9	2001
2.	Troy Percival	36-3	92.3	1996★
3.	Francisco Rodriguez	47-4	92.2	2006
4.	Troy Percival	40-4	90.9	2002
5.	Ernesto Frieri	37-4	90.2	2013
	Lee Smith	37-4	90.2	1995
7.	Francisco Rodriguez	45-5	90.0	2005
8.	Francisco Rodriguez	62-7	89.9	2008
9.	Troy Percival	33-4	89.2	2003
10.	Huston Street	40-5	88.9	2015

ALL CAPS/BOLD — Current Angels
★Led or tied for league lead

CLUB HISTORY

ROOKIE SEASON PITCHING



WINS

1. Matt Shoemaker	16	2014
2. Frank Tanana	14	1974
Marcelino Lopez	14	1965
Dean Chance	14	1962
5. Jason Dickson	13	1997

GAMES

1. Dane De La Rosa	75	2013
2. TY BUTTREY	72	2019
3. NOÉ RAMIREZ	69	2018
Bill Kelso	69	1967
4. KEYNAN MIDDLETON	64	2017
José Álvarez	64	2015
Jason Bulger	64	2009
Bob Lee	64	1964

STARTS

1. Ken McBride	36	1961
2. Frank Tanana	35	1974
3. Ron Romanick	33	1984
4. Jason Dickson	32	1997
Marcelino Lopez	32	1965

RELIEF APPEARANCES

1. Dane De La Rosa	75	2013
2. TY BUTTREY	72	2019
3. NOÉ RAMIREZ	68	2018
Bill Kelso	68	1967
4. KEYNAN MIDDLETON	64	2017
José Álvarez	64	2015
Jason Bulger	64	2009

COMPLETE GAMES

1. Frank Tanana	12	1974
2. Ken McBride	11	1961
3. Ron Romanick	8	1984
Marcelino Lopez	8	1965
5. Mike Witt	7	1981
Paul Hartzell	7	1976

SHUTOUTS

1. Frank Tanana	4	1974
2. Bo Belinsky	3	1962
3. Julio Valera	2	1992
Jim Abbott	2	1989
Ron Romanick	2	1984
Paul Hartzell	2	1976
Dean Chance	2	1962

SAVES

1. Jordan Walden	32	2011
2. Ken Tatum	22	1969
3. Bob Lee	19	1964
4. Bryan Harvey	17	1988
DeWayne Buice	17	1987

INNINGS PITCHED

1. Frank Tanana	268.2	1974
2. Ken McBride	241.2	1961
3. Ron Romanick	229.2	1984
4. Marcelino Lopez	215.1	1965
5. Dean Chance	206.2	1962

BASES ON BALLS

1. Bo Belinsky	122	1962★
2. Ken McBride	102	1961
3. Ron Moeller	83	1961
4. Marcelino Lopez	82	1965
5. Rudy May	78	1965

STRIKEOUTS

1. Frank Tanana	180	1974
Ken McBride	180	1961
3. Bo Belinsky	145	1962
4. Dean Chance	127	1962
5. Matt Shomaker	124	2014

STRIKEOUTS/9 IP

(min. 50 innings pitched)


1. Troy Percival	11.4	1995
2. SHOHEI OHTANI	10.97	2018
3. JUSTIN ANDERSON	10.90	2018
4. TY BUTTREY	10.45	2019
5. NOÉ RAMIREZ	10.26	2018

ROOKIE ALL-STAR SELECTIONS

RHP Jordan Walden	2011
RHP Jason Dickson	1997
RHP Mark Clear	1979
RHP Ken McBride	1961

ALL CAPS/BOLD — Current Angels

★Led or tied for league lead



Dean Chance



YEARLY LEADERS PITCHING

Year	Wins	Losses	ERA * (Starter)	ERA ** (Reliever)	Shutouts	Saves
1961	McBride (12)	McBride (15)	McBride (3.63)	Morgan (2.35)	Four with 1	Fowler, Morgan (8)
1962	Chance (14)	Belinsky, D. Lee (11)	Chance (3.10)	Fowler (2.81)	McBride (4)	Duren (9)
1963	Chance, McBride (13)	Chance (18)	McBride (3.26)	Fowler (2.42)	Four with 2	Fowler, Navarro (8)
1964	Chance# (20)	McBride (13)	Chance# (1.57)	B. Lee (1.31)	Chance# (11)	B. Lee (17)
1965	Chance (15)	Newman (16)	Brunet (2.56)	B. Lee (1.92)	Chance (4)	B. Lee (21)
1966	Brunet, Sanford (13)	Chance (17)	Chance (3.04)	B. Lee (2.74)	Brunet, Chance, Lopez (2)	B. Lee (12)
1967	Clark, McGlothlin, Rojas (12)	Brunet# (19)	Clark (2.68)	Rojas (2.52)	McGlothlin (6)	Rojas (22)
1968	Brunet (17)	Brunet# (17)	Brunet (2.82)	Pattin (2.60)	Brunet (5)	Rojas (5)
1969	Messersmith (16)	McGlothlin, Murphy (16)	Messersmith (2.62)	Tatum (1.36)	Brunet, Messersmith (5)	Tatum (22)
1970	Wright (22)	May, Murphy (13)	Wright (2.83)	Tatum (2.94)	May, Murphy (2)	Tatum (17)
1971	Messersmith (20)	Murphy, Wright (17)	May (2.91)	Queen (1.78)	Messersmith (4)	Allen (15)
1972	Ryan (19)	Ryan (16)	Ryan (2.28)	Allen (2.72)	Ryan# (9)	Allen (5)
1973	Ryan (21)	Wright (19)	Ryan (2.84)	Sells (3.71)	May, Ryan (4)	Sells (10)
1974	Ryan (22)	Tanana (19)	Hassler (2.62)	Lockwood (3.74)	Tanana (4)	Pena (3)
1975	Tanana, Figueroa (19)	Singer (15)	Tanana (2.62)	Kirkwood (2.60)	Ryan, Tanana (7)	Kirkwood (7)
1976	Tanana (19)	Ryan# (18)	Tanana (2.43)	Hartzell (3.00)	Ryan# (7)	Drago (6)
1977	Ryan (19)	Ryan (16)	Tanana (2.54)	Miller (3.02)	Tanana# (7)	LaRoche (13)
1978	Tanana (18)	Ryan (13)	Tanana (3.65)	Miller (2.66)	Tanana (4)	LaRoche (25)
1979	Frost, Ryan (16)	Ryan (14)	Frost (3.37)	Clear (3.63)	Ryan (5)	Clear (14)
1980	Tanana, Clear (11)	Aase (13)	Tanana (4.10)	Aase (2.08)	Aase, Kison, Martinez (1)	Hassler (10)
1981	Forsch (11)	Zahn (11)	Forsch (2.88)	Aase (2.34)	Forsch (4)	Aase (31)
1982	Zahn (18)	Forsch (11)	Zahn (3.73)	Hassler (2.78)	Forsch, Zahn (4)	Corbett (8)
1983	Forsch, John, Kison (11)	Witt (14)	Zahn (3.34)	Sanchez (3.66)	Zahn (3)	Sanchez (7)
1984	Witt (15)	John (13)	Zahn (3.12)	Corbett (2.03)	Zahn# (5)	Sanchez (11)
1985	Witt (15)	McCaskill (12)	Witt (3.56)	Moore (1.92)	Four with 2	Moore (31)
1986	Witt (18)	Sutton (11)	Witt (2.84)	Moore (2.97)	Witt (3)	Moore (21)
1987	Witt (16)	Witt (14)	Witt (4.01)	Minton (3.08)	Fraser, McCaskill, Reuss (2)	Buice (17)
1988	Witt (13)	Witt (16)	Witt (4.15)	Harvey (2.13)	McCaskill, Witt (5)	Harvey (27)
1989	Blyleven (17)	Witt (15)	Finley (2.57)	McClure (1.55)	Blyleven# (5)	Harvey (25)
1990	Finley (18)	Langston (17)	Finley (2.40)	Fraser (3.08)	Finley (2)	Harvey (25)
1991	Langston (19)	McCaskill# (19)	J. Abbott (2.89)	Harvey (1.60)	Finley (2)	Harvey# (46)
1992	Langston (13)	Abbott (15)	Abbott (2.77)	Grahe (1.80)	Langston, Valera (2)	Grahe (21)
1993	Finley, Langston (16)	Finley (14)	Finley (3.15)	Grahe (2.86)	Finley (2)	Frey (13)
1994	Finley (10)	Finley, Leftwich (10)	Finley (4.32)	Leiter (4.35)	Finley (2)	Grahe (13)
1995	Finley, Langston (15)	Finley (16)	Finley (4.21)	Percival (2.15)	Abbott, Finley, Langston (1)	Smith (39)
1996	Finley (15)	Abbott# (18)	Finley (4.16)	Percival (2.31)	Finley, Grimsley, Springer (2)	Percival (36)
1997	Dickson, Finley (13)	Watson (12)	Finley (4.23)	Hasegawa (2.83)	Dickson, Finley, Springer (1)	Percival (27)
1998	Finley (11)	Dickson (10)	Finley (3.39)	Hasegawa (3.14)	Finley (1)	Percival (42)
1999	Finley (12)	Finley, Hill, Sparks (11)	Finley (4.43)	Magnante (3.38)	None	Percival (31)
2000	Hasegawa (10)	Schoeneweis (10)	Schoeneweis (5.45)	Fyhrie (2.39)	Cooper, Schoeneweis (1)	Percival (32)
2001	Ortiz (13)	Valdes (13)	Washburn (3.77)	Levine (2.11)	None	Percival (39)
2002	Washburn (18)	Appier (12)	Washburn (3.12)	Percival (2.31)	Ortiz, Sele (1)	Percival (40)
2003	Ortiz (16)	Lackey (16)	Washburn (4.43)	Donnelly (1.58)	Lackey (2)	Percival (33)
2004	Colon (18)	Lackey (13)	Escobar (3.93)	Rodriguez (1.82)	Lackey, Washburn (1)	Percival (33)

Bold face indicates club record

Led or tied for league lead

* Min. 150 IP as a starting pitcher that season to qualify (ERA as a starter only)

** Min. 50 IP as a reliever that season to qualify (ERA as a reliever only)

CLUB HISTORY



YEARLY LEADERS PITCHING



Year	Wins	Losses	ERA * (Starter)	ERA ** (Reliever)	Shutouts	Saves
2005	Colon# (21)	Byrd, Shields (11)	Washburn (3.20)	Rodriguez (2.67)	Byrd, Santana, Washburn (1)	Rodriguez# (45)
2006	Santana (16)	Escobar (14)	Lackey (3.56)	Rodriguez (1.73)	Lackey# (2)	Rodriguez# (47)
2007	Lackey (19)	Santana (14)	Lackey# (3.01)	Rodriguez (2.81)	Lackey# (2)	Rodriguez (40)
2008	Saunders (17)	Weaver (10)	Saunders (3.41)	Arredondo (1.62)	Santana (1)	Rodriguez# (62)
2009	Saunders, Weaver (17)	Lackey, Weaver, Santana (8)	Weaver (3.75)	Oliver (2.74)	Santana, Weaver (2)	Fuentes# (48)
2010	Santana (17)	Kazmir (15)	Weaver (3.01)	Jepsen (3.97)	Piniero, Santana, Saunders (1)	Fuentes (23)
2011	Weaver (18)	Santana (12)	Weaver (2.41)	Downs (1.34)	Haren (3)	Walden (32)
2012	Weaver# (20)	Santana, Haren (13)	Weaver (2.81)	Frieri (2.32)	Weaver (2)	Frieri (23)
2013	Wilson (17)	Blanton (14)	Weaver (3.27)	De La Rosa (2.86)	Vargas (2)	Frieri (37)
2014	Weaver (8)	Wilson (10)	Richards (2.61)	Smith (1.81)	Richards, Wilson (1)	Street (17)
2015	Richards (15)	Richards, Weaver (12)	Santiago (3.59)	Ramos (2.55)	Richards, Weaver (1)	Street (40)
2016	Weaver (12)	Shoemaker (13)	Shoemaker (3.88)	Guerra (3.21)	Nolasco, Shoemaker, Weaver (1)	Street (9)
2017	Ramirez, JC (11)	Nolasco (15)	Bridwell (3.64)	Parker (2.54)	Nolasco (1)	Norris (19)
2018	Barria (10)	Heaney, Skaggs (10)	Heaney (4.15)	Alvarez (2.71)	Heaney (1)	Parker (14)
2019	Pena (8)	Barria (10)	No qualifiers	Robles (2.51)	None	Robles (23)

Year	Games	Starts	Complete Games	Innings	Strikeouts	Walks
1961	Morgan (59)	McBride (36)	McBride (11)	McBride (242)	McBride (180)	Grba (115)
1962	Spring (57)	Belinsky, D. Lee (31)	Chance, McBride (6)	Chance (207)	Belinsky (145)	Belinsky# (122)
1963	Fowler, Navarro (57)	McBride (36)	McBride (11)	McBride (251)	Chance (168)	Chance (90)
1964	B. Lee (64)	Chance (35)	Chance# (15)	Chance# (278.1)	Chance (207)	Chance (86)
1965	B. Lee (69)	Newman (36)	Chance, Newman (10)	Newman (260.2)	Chance (164)	Chance (101)
1966	B. Lee (61)	Chance (37)	Chance (11)	Chance (259.2)	Chance (180)	Chance# (114)
1967	Rojas (72)	Brunet (37)	McGlothlin (9)	Brunet (250)	Brunet (165)	Brunet (90)
1968	Burgmeier (56)	Brunet (36)	Brunet, McGlothlin (8)	Brunet (245.1)	McGlothlin (135)	Brunet (68)
1969	Fisher (52)	McGlothlin, Murphy (35)	Messersmith (10)	Messersmith (250)	Messersmith (211)	Messersmith (100)
1970	Fisher (67)	Wright (39)	Wright (7)	Wright (260.2)	May (164)	Wright (88)
1971	Fisher (43)	Messersmith (38)	Messersmith (14)	Messersmith, Wright (276.2)	Messersmith (179)	Messersmith (121)
1972	Fisher (59)	Ryan (39)	Ryan (20)	Ryan (285)	Ryan# (329)	Ryan# (157)
1973	Sells (51)	Singer (40)	Ryan (26)	Ryan (326)	Ryan# (383)	Ryan# (162)
1974	Ryan (42)	Ryan (41)	Ryan (26)	Ryan# (332.2)	Ryan# (367)	Ryan# (202)
1975	Scott (50)	Tanana (33)	Tanana, Figueroa (16)	Tanana (257.1)	Tanana# (269)	Ryan (132)
1976	Drago (43)	Ryan (39)	Tanana (23)	Tanana (288.1)	Ryan# (327)	Ryan# (183)
1977	LaRoche (46)	Ryan (37)	Ryan# (22)	Ryan (299)	Ryan# (341)	Ryan# (204)
1978	LaRoche (59)	Tanana (33)	Ryan (14)	Tanana (239.1)	Ryan# (260)	Ryan# (148)
1979	LaRoche (53)	Ryan (34)	Ryan (17)	Frost (239)	Ryan# (223)	Ryan (114)
1980	Clear (58)	Tanana (31)	Tanana (7)	Tanana (204)	Tanana (113)	Aase (66)
1981	Hassler (42)	Zahn (25)	Forsch (10)	Zahn (161.1)	Witt (75)	Witt (47)
1982	Hassler (54)	Forsch (35)	Forsch, Zahn (12)	Zahn (229.1)	Kison (86)	Zahn (65)
1983	Sanchez (56)	John (34)	Forsch, Zahn (11)	John (234.2)	Kison (83)	Witt (75)
1984	Sanchez (49)	Witt (34)	Witt, Zahn (9)	Witt (246.2)	Witt (196)	Witt (84)
1985	Moore (65)	Witt (35)	McCaskill, Romanick, Witt (6)	Witt (250)	Witt (180)	Witt (98)
1986	Moore (49)	Witt, Sutton (34)	Witt (14)	Witt (269)	Witt (208)	McCaskill (92)
1987	Buice (57)	Witt (36)	Witt (10)	Witt (247)	Witt (192)	Witt (84)
1988	Harvey (50)	Witt (34)	Witt (12)	Witt (249.2)	Witt (133)	Witt (87)
1989	Minton (62)	Blyleven, Witt (33)	Finley (9)	Blyleven (241)	Finley (156)	Finley (82)
1990	Eichhorn (60)	Abbott, Langston (33)	Finley (7)	Finley (236)	Langston (195)	Langston (104)

CLUB HISTORY



YEARLY LEADERS PITCHING

Year	Games	Starts	Complete Games	Innings	Strikeouts	Walks
1991	Eichhorn (70)	J. Abbott, Finley, Langston (34)	Langston (7)	Langston (246.1)	Langston (183)	Finley (101)
1992	Crim (57)	Langston (32)	Langston (9)	Langston (229)	Langston (174)	Finley (98)
1993	Frey (55)	Finley, Langston (35)	Finley# (13)	Langston (256.1)	Langston (196)	Langston (85)
1994	B. Patterson (47)	Finley (25)	Finley (7)	Finley# (183.1)	Finley (148)	Finley (71)
1995	Patterson, Percival (62)	Finley (32)	Finley, Langston (2)	Finley (203)	Finley (195)	Finley (93)
1996	James (69)	Finley (35)	Finley (4)	Finley (238)	Finley (215)	Finley (94)
1997	Holtz (66)	Watson (34)	Finley, Springer (3)	Dickson (203.2)	Finley (155)	Springer, Watson (73)
1998	Percival (67)	Finley (34)	Finley, Watson, Olivares (1)	Finley (223.1)	Finley (212)	Finley (109)
1999	Hasegawa, Petkovsek (64)	Finley (33)	Olivares (3)	Finley (213.1)	Finley (200)	Finley (94)
2000	Hasegawa (66)	Schoeneweis (27)	Ortiz (2)	Schoeneweis (170)	Schoeneweis (78)	Schoeneweis (67)
2001	Levine (64)	Ortiz, Schoeneweis (32)	Ortiz (2)	Ortiz (208.2)	Ortiz (135)	Schoeneweis (77)
2002	Weber (63)	Appier, Ortiz, Washburn (32)	Ortiz (4)	Ortiz (217.1)	Ortiz (162)	Ortiz (68)
2003	Donnelly (63)	Lackey (33)	Lackey, Washburn (2)	Washburn (207.1)	Lackey (151)	Lackey (66)
2004	Rodriguez (69)	Colon (34)	Lackey, Washburn (1)	Colon, Escobar (208.1)	Escobar (191)	Escobar (76)
2005	Shields (78)	Colon, Lackey (33)	Byrd, Colon (2)	Colon (222.2)	Lackey (199)	Lackey (71)
2006	Shields (74)	Lackey, Santana (33)	Lackey (3)	Lackey (217.2)	Lackey (190)	Lackey (72)
2007	Shields (71)	Lackey (33)	Escobar (3)	Lackey (224)	Lackey (179)	Lackey (66)
2008	Rodriguez (76)	Garland, Santana (32)	Lackey (3)	Santana (219)	Santana (214)	Garland (59)
2009	Fuentes (65)	Weaver (33)	Weaver (4)	Weaver (211)	Weaver (174)	Weaver (66)
2010	Rodney (72)	Weaver (34)	Santana (4)	Weaver (224.1)	Weaver# (233)	Kazmir (79)
2011	Walden (62)	Haren (34)	Haren, Weaver, Santana (4)	Haren (238.1)	Weaver (198)	Santana (72)
2012	Downs (57)	Wilson# (34)	Weaver (3)	Wilson (202.1)	Wilson (173)	Wilson (91)
2013	De La Rosa (75)	Wilson (33)	Vargas (3)	Wilson (212.1)	Wilson (188)	Wilson (85)
2014	Smith (76)	Weaver (34)	Weaver, Wilson, Richards (1)	Weaver (213.1)	Weaver (169)	Wilson (85)
2015	Salas (72)	Richards, Santiago (32)	Weaver, Richards (1)	Richards (207.1)	Richards (176)	Richards (76)
2016	Álvarez (64)	Weaver (31)	Four with 1 (1)	Weaver (178)	Shoemaker (143)	Santiago (57)
2017	Parker (71)	Nolasco (33)	Nolasco (1)	Nolasco (181)	Nolasco (143)	Nolasco (58)
2018	Álvarez (76)	Heaney (30)	Heaney (1)	Heaney (180)	Heaney (180)	Barria (47)
2019	Buttrey (72)	Heaney (18)	None	Cahill (102.1)	Heaney (118)	Cahill (39)

Led or tied for League lead
Bold face indicates club record

CLUB HISTORY



CLUB PITCHING YEAR BY YEAR



	ERA	CG	SHO	SV	IP	H	R	ER	HR	HB	BB	SO	WP
1961	4.31	25	5	28	1438	1391	784	689	180	34	713	973	53
1962	3.70	23	15	46	1466	1412	706	602	118	49	616	858	39
1963	3.52	30	13	21	1455.1	1317	660	570	120	52	578	889	48
1964	2.91	30	28	41	1450.2	1273	551	469	100	50	530	965	42
1965	3.17	39	14	33	1441.2	1259	569	508	91	27	563	847	52
1966	3.56	31	12	40	1457.1	1364	643	577	136	38	511	836	49
1967	3.19	19	14	44	1430.1	1246	587	507	118	40	525	892	61
1968	3.43	29	11	31	1437	1234	615	548	131	33	519	869	68
1969	3.54	25	9	39	1438.1	1294	652	566	126	51	517	885	64
1970	3.48	21	10	49	1462.1	1280	630	566	154	43	559	922	52
1971	3.10	39	11	32	1481	1246	576	510	101	36	607	904	60
1972	3.06	57	18	16	1377.2	1109	533	469	90	28	620	1000	49
1973	3.57	72★	13	19	1456.1	1351	657	577	104	41	614	1010★	56
1974	3.52	64	13	12	1439	1339	657	563	101	47	649	986★	50
1975	3.89	59	19	16	1453.1	1366	723	628	123	39	643	975★	62
1976	3.36	64	15	17	1477.1	1323	631	551	95	38	553	992★	27
1977	3.76	53	13	26	1437.2	1383	695	600	136	47	572	965★	56
1978	3.65	44	13	33	1455.2	1382	666	590	125	32	599	892★	36
1979	4.34	46	9	33	1436	1463	768	692	131	33	573	820★	53
1980	4.52	22	6	30	1428.1	1548	797	717	141	39	529	725	32
1981	3.71	27	8	19	971.1	958	453	400	81	21	323	426	18
1982	3.82	40	10	27	1464	1436	670	621	124	42	482	728	36
1983	4.32	39	7	23	1474★	1636	779	708	130	30	496	668	51
1984	3.96	36	12	26	1458	1526	697	641	143	27	474	754	44
1985	3.91	22	8	41	1457.1	1453	703	633	171	27	514	767	45
1986	3.85	29	12	40	1455.2	1356	684	622	153	27	478	955	44
1987	4.38	20	7	36	1457.1	1481	803	709	212	32	504	941	54
1988	4.32	26	9	33	1455.2	1530	771	698	135	42	568	817	68
1989	3.28	32★	20	38	1454.1	1384	578	530	113	29	465	896	51
1990	3.79	21	13	42	1454	1482	706	613	106	38	544	944	50
1991	3.69	18	10	50	1441.2	1351	749	591	141	38	543	990	49
1992	3.84	26★	13	42	1446	1449	671	617	130	39	532	888	42
1993	4.34	26★	6	41	1430.1	1482	770	690	153	51	550	843	55
1994	5.42	11	4	21	1027	1149	660	618	150	45★	436	682	48
1995	4.52	8	9	42	1284.1	1310	697	645	163	43	486	901	42
1996	5.30	12	8	38	1439	1546	943	847	219	84★	662	1052	80
1997	4.52	9	5	39	1454.2	1506	794	730	202★	54	605	1050	57
1998	4.49	3	5	52	1444	1481	783	720	164	47	630	1091	70
1999	4.79	4	7	37	1431.1	1472	826	762	177	56	624	877	65★
2000	5.00	5	3	46★	1448	1534	869	805	228	36	662	846	47
2001	4.20	6	1	43	1437.2	1452	730	671	168	64	525	947	46
2002	3.69	7	14	54★	1452.1★	1345	644	595	169	49	509	999	52
2003	4.28	5	9	39	1431.1	1444	743	680	190	76	486	980	53
2004	4.28	2	11	50	1454.1	1476	734	692	170	44	502	1164★	61
2005	3.68	7	11	54★	1464.1	1419	643	598	158	48	443	1126★	70
2006	4.04	5	12	50	1452.2★	1410★	732	652	158	50	471	1164★	85★
2007	4.23	5	9	43	1435	1480	731	674	151	51	477	1156	69
2008	3.99	7	10	66★	1451.1	1455	697	644	159	63	457	1106	50
2009	4.45	9	13★	51★	1445	1513	761	715	180	58	523	1062	67
2010	4.04	10	9	39	1449.1	1422	702	651	148	46	565	1130	80
2011	3.57	12	11	39	1465	1388	633	581	142	36	476	1058	55
2012	4.02	6	16★	38	1433.1	1339	699	640	186	40	583	1157	38
2013	4.23	4	12	41	1457.2	1475	737	685	167	45	533	1200	74
2014	3.58	3	13	46	1482.2★	1307	630	590	126	63	504	1342	74
2015	3.45	2	12	46	1440.2	1355	675	630	166	71	466	1221	61
2016	4.28	4	12	29	1421.1	1480	727	676	208	56	498	1136	47
2017	4.20	1	10	43	1440.2	1373	709	672	224	44	470	1312	57
2018	4.15	1	9	35	1437.1	1353	722	662	205	65	546	1386	87
2019	5.12	0	2	32	1442.2	1417	868	820	267	82	576	1404	98

★ Led or tied for league lead



CLUB FIELDING YEAR BY YEAR

YEAR	PCT.	PO	A	E	TC	DP	TP	PB
1961	.969	4314	1756	192	6262	154	0	24
1962	.972	4393	1791	175	6364	153	0	16
1963	.974	4366	1837	163	6366	155	0	18
1964	.978	4352	1851	138	6341	168	0	8
1965	.981	4325	1874	123	6322	149	0	20
1966	.979	4372	1861	136	6369	186	0	16
1967	.982★	4291	1711	111	6113	135	0	13
1968	.977	4311	1712	140	6163	156	0	18
1969	.978	4315	1760	136	6211	164	0	30
1970	.980	4387	1775	127	6289	169	1	27
1971	.980	4443	1801	131	6465	159	0	25
1972	.981	4133	1607	114	5854	135	1	21
1973	.975	4369	1689	156	6214	153	0	16
1974	.976	4317	1721	147	6185	150	0	23
1975	.971	4360	1705	184	6249	164	0	12
1976	.977	4432	1840	150	6422	139	0	15
1977	.978	4313	1693	147	6153	147	2★	5
1978	.978	4367	1624	136	6127	136	0	5
1979	.978	4308	1692	135	6045	172	0	12
1980	.978	4285	1576	134	5995	144	0	10
1981	.977	2914	1286	101	4301	120	0	6
1982	.983	4392	1984★	108	6484★	171	0	4
1983	.977	4422★	2077★	154	6653★	190★	0	6
1984	.980	4374	1803	128	6305	170	0	4
1985	.982★	4372	1841	112	6325	202★	0	8
1986	.983	4368	1718	107	6193	156	0	12
1987	.981	4372	1640	117	6129	162	0	11
1988	.979	4367	1825	135	6327	175	0	9
1989	.985	4363	1887★	96	6346	173	0	14
1990	.978	4362	1871★	142	6375★	186★	0	15
1991	.984	4325	1858★	102	6285	156	0	23
1992	.979	4338	1810	134	6282	172	0	5
1993	.980	4291	1694	120	6105	161	0	10
1994	.983	3081	1196	76	4353	110	0	11
1995	.982	3853	1416	95	5364	120	0	13
1996	.979	4317	1620	128	6147	162	1★	12
1997	.980	4364	1592	123	6079	140	1★	19
1998	.983	4332	1646	106	6084	146	0	28
1999	.983	4294	1723	106	6123	156	0	20
2000	.978	4344	1746	134	6224	182	0	6
2001	.983	4313	1690	103	6106	142	0	16
2002	.986	4357★	1575	87	6019	151	0	7
2003	.982	4294	1517	105	5916	138	0	11
2004	.985	4363	1511	90	5964	126	0	11
2005	.986★	4393	1670	94	6191	154	0	6
2006	.979	4358★	1545	124	6027	154	0	8
2007	.983	4305	1550	101	5956	154	0	8
2008	.985	4354	1646	91	6091	159	0	10
2009	.986	4335	1623	85	6043	174	0	11
2010	.981	4348	1562	113	6023	116	0	16
2011	.985	4395	1723	93	6211	157	0	7
2012	.984	4300	1578	98	5976	141	0	11
2013	.981	4373	1500	112	5985	135	0	7
2014	.986★	4448★	1482	83	6013	127	0	5
2015	.984	4322	1491	93	5906	108	0	13
2016	.983	4264	1483	97	5844	148	0	7
2017	.986	4322	1462	80	5864	135	0	10
2018	.987	4312	1502	76	5890	173★	0	18
2019	.984	4328	1469	92	5899	118	0	11

★ Led League

GAMES PLAYED BY POSITION

CATCHER	FIRST BASE	SECOND BASE	THIRD BASE
1. Bob Boone 962	1. Wally Joyner 879	1. Bobby Grich 1,099	1. Troy Glaus 778
2. Buck Rodgers 894	2. Rod Carew 718	2. Adam Kennedy 969	2. Doug DeCinces 749
3. Bengie Molina 685	3. Darin Erstad 580	3. Howie Kendrick 967	3. Jack Howell 600
4. Jeff Mathis 411	4. ALBERT PUJOLS 567	4. Bobby Knoop 801	4. Chone Figgins 540
5. Mike Napoli 406	5. J.T. Snow 487	5. Sandy Alomar 703	5. Paul Schaal 489
6. Lance Parrish 386	6. Jim Spencer 473	6. Jerry Remy 432	6. Carney Lansford 424
7. Chris Lannetta 380	7. Scott Spiezio 391	7. Billy Moran 364	7. Ken McMullen 417
8. Jose Molina 348	8. Kendrys Morales 312	8. Johnny Ray 363	8. Dave Chalk 399
9. Brian Downing 310	9. Casey Kotchman 310	9. Rob Wilfong 323	9. Alberto Callaspo 398
10. Jorge Fabregas 309	10. Mark Trumbo 299	10. Randy Velarde 260	10. Felix Torres 317

SHORTSTOP	DESIGNATED HITTER	OUTFIELD
1. Jim Fregosi 1,366	1. Brian Downing 598	1. Garret Anderson 1,755
2. Erick Aybar 1,134	2. Chili Davis 586	2. Tim Salmon 1,267
3. Dick Schofield 1,073	3. ALBERT PUJOLS 546	3. MIKE TROUT 1,130
4. Gary DiSarcina 1,069	4. Don Baylor 516	4. Kole Calhoun 944
5. ANDRETTON SIMMONS 529	5. Reggie Jackson 374	5. Brian Downing 722
6. David Eckstein 528	6. Tim Salmon 358	6. Darin Erstad 708
7. Orlando Cabrera 446	7. Frank Robinson 250	7. Torii Hunter 666
8. Dave Chalk 323	8. Vladimir Guerrero 240	8. Jim Edmonds 654
9. Joe Koppe 260	9. Garret Anderson 236	9. Vladimir Guerrero 599
10. Tim Lincecum 213	10. SHOHEI OHTANI 174	10. Devon White 595

All CAPS/BOLD — Current Angels

LEFT FIELD	CENTER FIELD	RIGHT FIELD
1. Garret Anderson 1,236	1. MIKE TROUT 1,042	1. Tim Salmon 1,264
2. Brian Downing 722	2. Gary Pettis 567	2. Kole Calhoun 942
3. Rick Reichardt 516	3. Jim Edmonds 566	3. Vladimir Guerrero 599
4. Luis Polonia 456	4. Devon White 464	4. Leroy Stanton 467
5. Leon Wagner 342	5. Darin Erstad 454	5. Torii Hunter 316
6. Juan Rivera 339	6. Garret Anderson 404	6. Reggie Jackson 275
7. Joe Rudi 331	7. Albie Pearson 386	7. Dan Ford 265
8. Darin Erstad 260	8. Fred Lynn 377	8. Bobby Bonds 238
9. JUSTIN UPTON 223	9. Mickey Rivers 369	9. Bobby Abreu 230
10. Orlando Palmeiro 219	10. Peter Bourjos 352	10. Dave Winfield 223

CLUB HISTORY



HIGHEST FIELDING PCT. BY POSITION



(100-OR-MORE GAMES)

POSITION	PLAYER	PCT	YEAR	G	PO	A	E	TC
Catcher	Bengie Molina	.999	2002	121	707	60	1	768
	Scott Spiezio	.999	2001	105	819	74	1	894
First Base	Bobby Grich	.997	1985	116	224	380	2	606
	David Eckstein	.988	2004	138	198	309	6	513
Shortstop	Orlando Cabrera	.988	2005	141	229	347	7	583
	Carney Lansford	.983	1979	157	135	263	7	405
Outfield	Ken Berry	1.000	1972	116	272	13	0	285
	Bobby Clark	1.000	1982	102	88	2	0	90
	Brian Downing	1.000	1984	131	272	5	0	277
		1.000	1982	158	321	9	0	330
	Torii Hunter	1.000	2008	137	350	4	0	354
	Mike Trout	1.000	2018	125	271	7	0	278
		1.000	2015	156	428	7	0	435
Pitcher#	Tommy John	1.000	1983	34	16	39	0	55
	Bert Blyleven	1.000	1989	33	14	38	0	52

50-or-more total chances

ANGELS TRIPLE PLAYS

- June 26, 1970 at Kansas City...“around the horn” on a ground ball hit by Amos Otis; Chico Ruiz (3b) to Sandy Alomar (2b) to Billy Cowan (1b).
- June 27, 1972 at Minnesota...fly ball hit by Jim Nettles and ensuing rundown of runners originally at second (Steve Braun) and third (Harmon Killebrew), Jim Spencer (lf) to Ken McMullen (3b) to Sandy Alomar (2b) to Leo Cardenas (ss).
- July 14, 1977 vs. Seattle...“around the horn” on a ground ball hit by Lee Stanton; Ron Jackson (3b) to Jerry Remy (2b) to Tony Solaita (1b).
- July 23, 1977 at Minnesota...line drive hit by Lyman Bostock with runners being doubled off second (Jerry Terrell) and first (Mike Cubbage) bases; Rance Mulliniks (ss) to Jerry Remy (2b) to Tony Solaita (1b).
- Sept. 8, 1996 at Minnesota...“around the horn” on a ground ball hit by Ron Coomer; Jack Howell (3b) to Rex Hudler (2b) to J.T. Snow (1b).
- July 5, 1997 vs. Seattle...deep fly hit by Rich Amaral with runners being doubled off second (Russ Davis) and first (Dan Wilson) bases; Garret Anderson (cf) to Gary DiSarcina (ss) to Darin Erstad (1b).

OPPONENTS TRIPLE PLAYS

- Sept. 28, 1963 at Boston...Felix Torres hit comebacker to Bob Heffner who started unique triple play; Heffner (p) to Frank Malzone (3b) to Ed Bressoud (ss) to Felix Mantilla (2b), who was covering first base.
- Aug. 18, 1966 at Minnesota...“around the horn” on ground ball hit by Frank Malzone; Rich Rollins (3b) to Cesar Tovar (2b) to Harmon Killebrew (1b).
- May 10, 1979 at Boston...line drive hit by Joe Rudi with runners being doubled off second (Rod Carew) and first (Don Baylor) bases; Jerry Remy (2b) to Rick Burleson (ss) to George Scott (1b).
- May 16, 1979 vs. Milwaukee...“around the horn” on a ground ball hit by Bobby Grich; Sal Bando (3b) to Paul Molitor (2b) to Cecil Cooper (1b).
- July 23, 1979 at Boston...line drive hit by Willie Aikens with runners being doubled off second (Dan Ford) and first (Don Baylor) bases; Rick Burleson (ss) to Carl Yastrzemski (1b).
- Apr. 27, 1981 at Oakland...line drive hit by Don Baylor with runners being doubled off second (John Harris) and first (Ed Ott) bases; Rob Picciolo (ss) to Dave Revering (1b).
- Aug. 8, 1983 vs. Minnesota...line drive hit by Ron Jackson with runners doubled off second (Bobby Grich) and first (Reggie Jackson) bases; Gary Gaetti (3b) to John Castino (2b) to Kent Hrbek (1b).
- Aug. 25, 1992 at Baltimore...line drive hit by Gary Gaetti with runners being doubled off third (Tim Salmon) and first (Chad Curtis) bases; Leo Gomez (3b) to Randy Milligan (1b).
- July 7, 2004 at Chicago (A.L.)...“around the horn” on ground ball hit by Bengie Molina; Joe Crede (3b) to Juan Uribe (2b) to Paul Konerko (1b).
- June 1, 2017 vs. Minnesota...“around the horn” on ground ball hit by Jefry Marte; Miguel Sano (3b) to Brian Dozier (2B) to Joe Mauer (1b).
- Aug. 16, 2018 at Texas...ground ball hit to third by David Fletcher; Jurickson Profar (3b) tagged runner (Taylor Ward) at third base, stepped on third base for force out of runner from second (Eric Young Jr.) and throws to Rougned Odor (2b) for force out of runner from first (Kole Calhoun).



CLUB HISTORY



DAY BY DAY BEST/WORST RECORDS

GAME NO.	BEST RECORD	(# - Last Time)	WORST RECORD	(# - Last Time)	GAME NO.	BEST RECORD	(# - Last Time)	WORST RECORD	(# - Last Time)
1.	1-0	(30-'13)	0-1	(29-'19)	82.	51-31	('07)	30-52	('69)
2.	2-0	(10-'07)	0-2	(8-'16)	83.	51-32	('05, '07)	31-52	('69, '80)
3.	3-0	(4-'07)	0-3	('76, '92, '14)	84.	52-32	('05)	31-53	('69)
4.	4-0	('70)	0-4	('76, '92)	85.	52-33	(4-'07)	31-54	('69)
5.	5-0	('70)	1-4	(8-'16)	86.	53-33	('89, '95)	32-54	('69)
6.	5-1	('70, '07)	1-5	('61, '19)	87.	54-33	('95)	32-55	('69)
7.	5-2	(8-'18)	1-6	('61, '19)	88.	55-33	('95)	33-55	('69, '80)
8.	6-2	('70, '17, '18)	1-7	('61, '19)	89.	56-33	('95)	33-56	('80)
9.	6-2-1	('74)	1-8	('61)	90.	56-34	('95)	33-57	('80)
10.	7-2-1	('74)	2-8	('61, '13)	91.	56-35	('95)	34-57	('80)
11.	8-3	(4-'18)	3-8	('61, '02, '13)	92.	57-35	('95)	34-58	('80)
12.	9-3	('79, '82, '18)	4-8	(7-'13)	93.	57-36	('95)	34-59	('80)
13.	10-3	('79, '82, '18)	4-9	('61, '12, '13)	94.	58-36	('95)	34-60	('80)
14.	11-3	('79, '18)	4-10	('61, '13)	95.	59-36	('95)	34-61	('80)
15.	12-3	('79, '18)	5-10	(5-'13)	96.	60-36	('95)	35-61	('80)
16.	13-3	('18)	5-11	('61, '76)	97.	60-37	('95)	36-61	('80)
17.	13-4	('18)	5-12	('61, '76)	98.	61-37	('95)	37-61	('80)
18.	13-5	('82, '93, '18)	6-12	(4-'12)	99.	61-38	('95)	37-62	('80)
19.	14-5	('82)	6-13	('76, '02, '12)	100.	62-38	('95)	37-63	('80)
20.	14-6	('78, '82)	6-14	('02, '12)	101.	63-38	('95)	38-63	('80)
21.	15-6	('82)	7-14	('76, '02, '12)	102.	64-38	('95)	38-64	('80)
22.	15-7	('82)	7-15	('76, '12)	103.	64-39	('95, '08)	39-64	('80)
23.	16-7	('82)	7-16	('76)	104.	64-40	('95, '08)	40-64	('80)
24.	16-8	('82, '18)	8-16	('76)	105.	65-40	('08)	40-64-1	('74)
25.	17-8	('82)	9-16	(5-'19)	106.	66-40	('08)	41-65	('69)
26.	17-9	(4-'95)	9-17	(4-'13)	107.	67-40	('07)	41-65-1	('74)
27.	18-9	('70, '78, '95)	9-18	('61, '94)	108.	68-40	('08)	42-66	('69)
28.	18-10	(4-'04)	9-19	('61)	109.	69-40	('08)	43-66	('69)
29.	19-10	('70, '04)	10-19	('61, '76)	110.	69-41	('08)	43-66-1	('74)
30.	20-10	('70, '04)	11-19	(7-'13)	111.	69-42	('08)	43-67-1	('74)
31.	21-10	('70, '04)	11-20	(6-'13)	112.	70-42	('08)	43-68-1	('74)
32.	22-10	('70, '04)	11-21	(5-'13)	113.	70-43	('08)	43-69-1	('74)
33.	22-11	('70, '04)	11-22	('69, '76, '13)	114.	71-43	('08)	44-69-1	('74)
34.	23-11	('70, '04)	11-23	('69)	115.	72-43	('08)	45-69-1	('74)
35.	23-12	('70, '04)	11-24	('69)	116.	73-43	('08)	45-70-1	('74)
36.	24-12	('70, '04)	11-25	('69)	117.	74-43	('08)	45-71-1	('74)
37.	25-12	('70, '04)	11-26	('69)	118.	75-43	('08)	46-71-1	('74)
38.	25-13	(4-'04)	11-27	('69)	119.	75-44	('08)	46-72-1	('74)
39.	26-13	(4-'04)	11-28	('69)	120.	75-45	('08)	47-72-1	('74)
40.	26-14	(4-'04)	12-28	('69)	121.	76-45	('08)	48-72-1	('74)
41.	27-14	('70, '82, '89)	13-28	('69)	122.	76-46	('08)	48-73-1	('74)
42.	28-14	('70)	13-29	('69)	123.	76-47	('08)	48-74-1	('74)
43.	28-15	(4-'04)	14-29	('69)	124.	76-48	('08)	49-75	('80)
44.	29-15	('82, '89, '04)	14-30	('69)	125.	77-48	('08)	49-76	('80)
45.	29-16	('82, '89, '04)	15-30	('69)	126.	77-49	('08)	50-76	('80)
46.	30-16	('82, '89)	16-30	('61, '64, '69)	127.	77-50	('08)	50-76-1	('74)
47.	31-16	('82, '89)	16-31	('69)	128.	78-50	('08)	50-77-1	('74)
48.	32-16	('89)	16-32	('69)	129.	79-50	('08)	50-78-1	('74)
49.	33-16	('89)	16-33	('69)	130.	79-51	('08)	50-79-1	('74)
50.	33-17	('89)	16-34	('69)	131.	80-51	('08)	51-80	('99)
51.	33-18	('89)	17-34	('69)	132.	80-52	('08)	51-81	('99)
52.	34-18	('89)	17-35	('69)	133.	81-52	('08)	51-82	('99)
53.	35-18	('89)	18-35	('69)	134.	82-52	('08)	52-82	('80, '99)
54.	35-19	('89)	18-36	('69)	135.	83-52	('08)	52-83	('80, '99)
55.	36-19	('89)	19-36	('69)	136.	83-53	('08, '14)	52-84	('99)
56.	36-20	('89)	19-37	('69)	137.	84-53	('08)	52-84-1	('74)
57.	36-21	('89)	20-37	('69)	138.	84-54	('02, '08)	53-84-1	('74)
58.	36-22	('89, '07)	20-38	('69)	139.	85-54	('02, '08)	53-85-1	('74)
59.	37-22	('07)	20-39	('69)	140.	86-54	('02)	54-85-1	('74)
60.	38-22	('07)	21-39	('61, '69, '80)	141.	87-54	('02)	55-85-1	('74)
61.	38-23	('07)	21-40	('61, '69, '80)	142.	88-54	('02)	55-86-1	('74)
62.	39-23	('07)	21-41	('61)	143.	88-55	('02, '14)	56-86-1	('74)
63.	40-23	('07)	22-41	('61)	144.	89-55	('02, '14)	56-87-1	('74)
64.	40-24	('07)	23-41	('61, '69, '80)	145.	90-55	('02, '14)	57-87-1	('74)
65.	40-25	('07)	23-42	('61, '69, '80)	146.	91-55	('02, '14)	58-87-1	('74)
66.	41-25	('07)	23-43	('69, '80)	147.	92-55	('02, '14)	58-88-1	('74)
67.	42-25	('07)	23-44	('69, '80)	148.	93-55	('02, '14)	58-89-1	('74)
68.	42-26	('07)	24-44	('61, '69, '80)	149.	94-55	('02)	59-89-1	('74)
69.	43-26	('07)	24-45	('61, '69, '80)	150.	94-56	('02, '14)	60-89-1	('74)
70.	44-26	('07)	24-46	('69, '80)	151.	95-56	('02)	61-89-1	('74)
71.	45-26	('07)	25-46	('61, '69, '80)	152.	95-57	('02, '14)	61-90-1	('74)
72.	45-27	('07)	25-47	('61, '69)	153.	95-58	('02, '14)	61-91-1	('74)
73.	46-27	('07)	26-47	('61, '69, '80)	154.	96-58	('02)	61-92-1	('74)
74.	47-27	('07)	26-48	('69)	155.	96-59	('02, '08, '14)	61-93-1	('74)
75.	48-27	('07)	27-48	('69)	156.	97-59	('08)	62-93-1	('74)
76.	49-27	('07)	28-48	('61, '69, '80)	157.	97-60	('08)	63-93-1	('74)
77.	49-28	('07)	28-49	('69)	158.	98-60	('08)	63-94-1	('74)
78.	49-29	('07)	28-50	('69)	159.	99-60	('08)	64-94-1	('74)
79.	49-30	('07)	29-50	('69)	160.	99-61	('08)	65-95	('80)
80.	50-30	('07)	30-50	('69, '80)	161.	99-62	('08)	66-94-1	('74)
81.	50-31	('05, '07)	30-51	('69, '80)	162.	100-62	('08)	67-95	('68)
					163.	---		68-94-1	('74)

CLUB HISTORY



DAY OF THE WEEK TOTALS



YEAR	MON.	TUE.	WED.	THU.	FRI.	SAT.	SUN.	RECORD
1961	6-9	12-14	8-13	4-16	14-14	17-6	9-19	70-91
1962	7-2	9-16	19-6	10-7	12-14	12-14	17-17	86-76
1963	7-7	9-9	15-19	5-11	8-16	14-11	12-18	70-91
1964	5-9	14-11	18-9	7-5	10-17	12-13	16-16	82-80
1965	8-8	14-8	13-18	4-8	14-12	14-11	8-22	75-87
1966	8-9	11-9	12-12	7-10	14-10	15-11	13-21	80-82
1967	11-8	11-19	13-7	2-5	18-8	11-16	18-14	84-77
1968	9-12	9-13	7-18	5-9	13-13	10-14	14-16	67-95
1969	10-5	9-16	13-13	5-8	11-19	10-14	13-16	71-91
1970	9-4	13-14	14-12	9-8	13-13	9-16	19-9	86-76
1971	6-9	11-11	11-13	8-15	14-11	12-12	14-15	76-86
1972	5-10	11-12	13-10	8-6	10-16	14-12	14-14	75-80
1973	9-4	11-13	17-8	7-13	11-14	14-12	10-19	79-83
1974	7-10	8-15	14-12	4-8	14-14	12-15	9-20	68-94
1975	7-9	9-15	11-13	9-5	8-18	14-15	14-14	72-89
1976	10-7	12-11	11-12	9-9	8-16	14-14	12-17	76-86
1977	9-10	11-11	10-12	7-9	12-14	10-16	15-16	74-88
1978	5-12	9-14	11-11	15-2	16-12	15-14	16-10	87-75
1979	11-5	10-14	11-15	8-9	13-12	20-6	15-13	88-74
1980	8-10	12-10	12-12	5-13	14-13	8-17	6-20	65-95
1981	9-6	9-8	7-9	6-4	6-10	6-12	8-10	51-59
1982	11-4	12-13	10-13	11-10	17-9	16-10	16-10	93-69
1983	8-15	11-11	12-12	6-9	11-15	12-15	10-15	70-92
1984	8-13	15-10	11-14	7-8	13-12	15-10	12-14	81-81
1985	11-9	10-12	12-12	10-8	14-12	15-11	18-8	90-72
1986	12-8	17-8	15-8	8-10	11-15	17-8	12-13	92-70
1987	9-12	13-11	15-8	6-10	9-17	11-15	12-14	75-87
1988	8-11	7-16	11-13	9-8	16-11	10-16	14-12	75-87
1989	8-10	13-10	14-11	9-10	16-10	13-13	18-7	91-71
1990	11-9	15-9	11-15	8-9	12-13	11-14	12-13	80-82
1991	10-9	15-10	11-12	10-7	7-19	15-11	13-13	81-81
1992	7-10	8-18	9-16	8-9	14-12	16-10	10-15	72-90
1993	4-12	9-15	13-12	7-11	12-15	13-13	13-13	71-91
1994	2-10	8-9	9-9	5-8	8-11	8-10	7-11	47-68
1995	9-8	12-9	8-14	11-6	11-11	11-11	16-8	78-67
1996	7-13	9-15	11-12	7-11	14-11	9-17	13-12	70-91
1997	10-8	13-11	10-14	9-10	14-11	14-12	14-12	84-78
1998	12-5	11-11	15-11	10-9	11-14	11-15	15-12	85-77
1999	6-11	11-15	12-13	9-8	12-13	9-18	11-14	70-92
2000	9-9	13-12	11-14	8-8	18-8	13-13	10-16	82-80
2001	5-4	8-16	11-14	16-10	12-13	10-16	13-14	75-87
2002	6-8	13-12	16-9	11-8	19-8	15-11	19-7	99-63
2003	4-8	11-14	14-10	9-12	12-14	15-12	12-15	77-85
2004	7-4	13-11	11-14	11-13	17-9	19-7	14-12	92-70
2005	12-4	12-13	12-13	11-7	18-7	16-11	14-12	95-67
2006	12-10	16-9	11-14	6-6	14-12	16-10	14-12	89-73
2007	10-7	13-12	12-13	10-7	18-9	16-10	15-10	94-68
2008	12-8	17-8	14-11	10-4	14-12	16-10	17-9	100-62
2009	11-6	14-12	13-12	12-5	15-11	14-12	18-7	97-65
2010	10-8	8-17	14-11	5-11	14-12	16-10	13-13	80-82
2011	8-12	15-10	13-12	8-5	14-12	14-13	14-12	86-76
2012	12-7	15-9	13-12	6-10	16-10	14-11	13-14	89-73
2013	4-14	9-15	11-13	12-6	14-11	19-8	9-17	78-84
2014	10-9	15-11	15-9	10-5	17-9	17-9	14-12	98-64
2015	10-10	16-9	14-11	8-7	16-9	12-15	9-16	85-77
2016	11-10	11-14	12-12	8-6	7-19	11-15	14-12	74-88
2017	6-9	18-7	13-12	5-14	9-17	15-11	14-12	80-82
2018	9-7	13-12	13-10	8-10	16-11	10-17	11-15	80-82
2019	5-11	14-12	10-11	8-12	8-18	15-12	12-14	72-90
TOTALS	481-497	686-697	710-698	468-501	806-729	771-718	763-791	4,709-4,719

NOTE: **Bold** denotes best record.

ANGELS BY THE DECADES

YEARS	RECORD/PCT.	.500 -or-BETTER SEASONS
1961-1969	685-770 (.471)	3
1970-1979	781-831 (.484)	3
1980-1989	783-783 (.500)	5
1990-1999	738-817 (.475)	4
2000-2009	900-720 (.556)	7
2010-2019	822-798 (.507)	4

CLUB HISTORY





ANGELS MONTH BY MONTH TOTALS

YEAR	MARCH	APRIL	MAY	JUNE	JULY	AUG.	SEPT.	OCT.
1961	—	4-9	12-16	12-22	17-10	13-19	12-14	0-1
1962	—	7-9	17-11	17-13	16-13	18-14	11-16	—
1963	—	11-10	11-17	19-12	12-19	8-18	9-15	—
1964	—	6-7	10-22	19-12	19-12	14-15	12-11	2-1
1965	—	6-7	18-17	9-17	14-14	14-17	13-14	1-1
1966	—	7-6	16-14	16-15	15-14	13-17	12-15	1-1
1967	—	8-10	10-23	20-11	16-16	17-11	17-11	1-1
1968	—	8-10	14-15	15-13	11-18	13-21	6-18	—
1969	—	6-10	8-19	11-18	15-14	15-12	16-16	0-2
1970	—	13-7	17-10	13-14	15-14	16-13	13-18	1-0
1971	—	11-16	12-16	12-18	17-11	17-11	11-16	—
1972	—	5-8	13-15	13-14	13-16	13-14	17-11	1-2
1973	—	9-8	15-12	15-15	10-19	12-14	18-15	—
1974	—	11-11	12-15	9-10	12-18	15-17	14-13	2-0
1975	—	12-8	10-18	13-17	12-16	15-14	10-16	—
1976	—	5-12	14-18	12-15	14-14	13-15	16-11	2-1
1977	—	9-13	15-10	12-12	11-18	14-15	12-19	1-1
1978	—	14-7	11-14	15-15	16-14	14-13	16-12	1-0
1979	—	15-8	15-12	14-15	17-11	11-17	16-11	—
1980	—	8-10	11-15	6-21	12-16	14-15	14-14	0-4
1981	—	10-11	13-16	8-2	—	9-10	10-18	1-2
1982	—	16-7	16-11	14-12	13-14	17-12	15-13	3-0
1983	—	13-8	14-12	13-14	9-20	12-18	7-20	2-0
1984	—	15-11	11-14	15-12	12-14	13-16	15-14	—
1985	—	12-13	12-13	15-12	16-11	16-13	15-13	3-3
1986	—	13-8	10-17	17-10	15-11	19-10	17-10	1-4
1987	—	12-11	9-17	17-11	15-11	13-16	7-19	2-2
1988	—	10-13	9-19	15-11	19-8	15-14	7-20	0-2
1989	—	15-10	18-7	12-14	18-10	15-14	12-16	1-0
1990	—	8-11	15-14	15-13	12-16	16-12	12-15	2-1
1991	—	10-10	16-11	15-12	11-15	11-18	15-13	3-2
1992	—	13-10	10-17	11-17	14-13	13-16	10-16	3-1
1993	—	13-6	14-15	10-17	11-17	11-17	10-18	2-1
1994	—	9-16	14-13	10-17	11-16	3-6	—	—
1995	—	2-2	18-11	14-13	20-7	13-17	10-16	1-1
1996	—	12-12	14-14	15-14	20-16	11-18	8-17	—
1997	—	12-12	16-12	13-15	19-9	14-15	10-15	—
1998	—	15-11	12-15	22-6	9-18	18-12	9-15	—
1999	—	11-12	13-15	11-15	8-17	8-21	16-12	3-0
2000	—	10-10	16-13	14-12	16-12	11-15	12-20	50-40
2001	—	10-15	14-13	14-13	16-11	15-14	6-15	0-6
2002	0-1	11-13	19-7	17-12	16-10	18-11	18-9	—
2003	1-1	18-18	13-13	13-13	14-13	12-15	14-15	0-0
2004	—	13-10	17-10	11-16	15-12	19-8	15-13	2-1
2005	—	13-11	17-11	17-9	13-14	14-13	19-9	2-0
2006	—	12-13	11-17	12-14	19-7	16-13	19-8	0-1
2007	—	15-11	18-11	17-9	12-12	18-11	14-14	—
2008	0-1	18-10	15-13	16-10	19-6	15-13	17-9	—
2009	—	9-12	16-12	17-9	19-7	17-12	16-12	3-1
2010	—	12-12	14-15	18-9	9-17	11-16	14-12	2-1
2011	1-0	14-12	14-16	13-12	17-10	14-13	13-13	—
2012	—	8-15	18-11	17-9	14-12	13-15	18-9	1-2
2013	—	9-17	16-13	14-13	9-15	14-14	16-12	—
2014	0-1	14-12	16-12	15-10-8	19-10	15-11	18-11	—
2015	—	11-10	16-13	14-13	14-10	10-19	15-13	2-2
2016	—	11-13	13-15	8-19	15-11	12-16	14-13	1-1
2017	—	14-13	14-15	14-14	9-13	18-10	10-17	1-0
2018	2-1	8-17	15-15	15-14	11-13	12-15	14-13	—
2019	1-3	12-14	14-13	15-13	14-11	9-18	7-18	—
TOTALS	4-8	643-619	816-825	824-789	812-761	799-858	757-809	54-50

NOTE: Bold denotes best record.

ANGELS VS. AMERICAN LEAGUE DIVISIONS

YEAR	VS. EAST			VS. CENTRAL			VS. WEST		
	HOME	ROAD	TOTAL	HOME	ROAD	TOTAL	HOME	ROAD	TOTAL
1969	20-16	11-25	31-41	—	—	—	23-22	17-28	40-50
1970	18-18	15-21	36-36	—	—	—	25-20	22-20	50-40
1971	20-16	15-21	35-37	—	—	—	15-30	16-19	41-49
1972	19-17	15-21	34-38	—	—	—	25-19	16-23	41-42
1973	18-18	16-20	34-38	—	—	—	25-20	20-25	45-45
1974	17-13	12-17	29-45	—	—	—	23-20	18-27	41-49
1975	17-19	18-17	35-36	—	—	—	18-27	19-26	37-53
1976	17-19	14-22	31-41	—	—	—	21-24	24-21	45-45
1977	17-19	17-19	34-38	—	—	—	22-23	18-27	40-50
1978	20-16	15-21	35-37	—	—	—	30-15	22-23	52-38
1979	25-17	16-26	41-43	—	—	—	24-15	23-16	47-31
1980	9-33	16-24	25-57	—	—	—	21-18	19-20	40-38
1981	19-13	13-14	32-27	—	—	—	17-15	12-17	19-32
1982	23-19	21-21	44-40	—	—	—	20-19	20-19	49-29
1983	20-22	18-24	38-46	—	—	—	15-24	17-22	32-46
1984	19-23	23-19	42-42	—	—	—	18-21	21-18	39-39
1985	28-14	17-25	45-39	—	—	—	21-16	24-14	45-33
1986	23-20	21-20	44-40	—	—	—	27-12	21-18	48-30
1987	20-22	16-26	36-48	—	—	—	18-21	21-18	39-39
1988	19-23	20-22	39-45	—	—	—	16-23	20-19	36-42
1989	30-12	20-22	50-34	—	—	—	19-20	17-22	34-44
1990	23-19	19-23	42-42	—	—	—	20-19	19-20	38-40
1991	23-19	21-21	44-40	9-13	8-7	17-20	17-22	20-19	37-41
1992	19-18	14-28	38-46	13-11	18-7	31-18	13-7	6-13	19-20
1993	24-18	16-30	40-48	16-15	9-21	25-36	15-11	8-13	15-24
1994	8-18	11-13	19-31	13-14	10-11	23-25	12-5	5-8	11-17
1995	13-15	15-14	28-29	13-11	18-7	31-18	6-7	6-13	19-20
1996	12-12	13-19	25-31	16-15	9-21	25-36	15-11	11-13	26-24
1997	16-12	9-18	25-30	17-11	13-14	30-25	12-5	13-5	25-11
1998	13-15	14-13	27-28	13-14	16-12	29-26	10-8	9-9	19-17
1999	11-15	9-21	20-36	13-15	11-13	24-28	11-7	9-9	20-16
2000	17-13	17-14	34-27	13-10	12-16	25-26	9-10	10-11	19-21
2001	10-9	14-8	24-17	15-9	9-12	24-21	9-20	8-21	17-41
2002	15-7	13-6	28-13	15-6	15-9	30-15	18-11	12-17	30-28
2003	7-14	8-16	15-30	17-6	9-9	26-15	15-14	10-15	25-33
2004	14-8	11-10	25-18	13-10	12-16	25-26	17-12	14-13	31-25
2005	12-8	7-14	19-22	15-10	15-7	30-17	16-11	18-11	34-22
2006	16-8	10-11	26-19	10-9	14-9	24-18	15-14	17-11	32-25
2007	17-13	12-13	29-26	14-10	8-11	22-21	12-17	14-16	27-32
2008	18-6	12-10	30-16	11-8	13-9	24-17	17-12	19-9	36-21
2009	15-6	11-11	26-17	14-8	13-9	27-17	16-12	30-27	—
2010	7-14	8-13	15-27	10-13	9-13	19-26	21-7	14-15	35-22
2011	11-11	11-12	22-23	14-10	8-11	22-21	16-14	14-16	27-30
2012	13-11	9-9	22-20	15-5	10-15	25-20	12-16	18-11	30-27
2013	10-8	8-8	18-16	12-7	11-5	18-14	17-20	15-24	32-44
2014	8-8	11-6	19-14	14-2	10-7	24-9	24-15	19-18	43-33
2015	9-7	7-13	16-20	11-6	6-11	17-17	20-19	20-18	41-32
2016	6-11	7-10	13-21	11-4	6-11	17-15	18-21	17-20	35-41
2017	9-7	10-6	19-13	7-11	4-12	11-23	10-17	19-20	39-37
2018	6-11	5-10	11-21	12-5	10-7	22-12	19-18	18-21	37-39
2019	14-10	11-11	25-21	15-8	7-15	22-15	13-15	13-15	30-46
TOTALS	809-742	686-833	1495-1595	325-237	282-270	607-507	902-839	872-900	1757-1750

CLUB HISTORY

ANGELS AWARD WINNERS



A.L. Rookie of the Year

1993—Tim Salmon
2012—Mike Trout
2018—Shohei Ohtani



2012 A.L. Rookie of the Year Mike Trout & 2018 A.L. Rookie of the Year Shohei Ohtani

A.L. Most Valuable Player

1979—Don Baylor 2016—Mike Trout
2004—Vladimir Guerrero 2019—Mike Trout
2014—Mike Trout



Angels' MVPs, Don Baylor, Vladimir Guerrero and Mike Trout

A.L. Cy Young

1964—Dean Chance
2005—Bartolo Colon



2005 A.L. Cy Young - Bartolo Colon

A.L. Batting Champion

1970—Alex Johnson



1970 AL Batting Champ - Alex Johnson

A.L. Comeback Player of the Year

1970—Clyde Wright (Sporting News)
1986—John Candelaria (Sporting News)
1986—Rick Burleson (UPI)
1989—Bert Blyleven (Sporting News & UPI)
1990—Dave Winfield (Sporting News)
2002—Tim Salmon (Sporting News)



2002 A.L. Comeback Player of the Year - Tim Salmon

A.L. Relief Pitcher of the Year

1967—Minnie Rojas (Fireman of the Year)
1991—Bryan Harvey
2006—Francisco Rodriguez
2008—Francisco Rodriguez



2008 A.L. Relief Pitcher of the Year - Francisco Rodriguez



ANGELS AWARD WINNERS

Executive of the Year

1962—Fred Haney (UPI)



1962 Executive of the Year - Fred Haney

Manager of the Year

1962—Bill Rigney (AP & UPI)
2002—Mike Scioscia (BBWAA & Sporting News)
2009—Mike Scioscia (BBWAA & Sporting News)
2014—Mike Scioscia (Sporting News)



2009 A.L. Manager of the Year - Mike Scioscia

Rawlings Gold Glove Winners

1964—Vic Power, 1b
1966—Bobby Knoop, 2b
1967—Bobby Knoop, 2b
Jim Fregosi, ss
1968—Bobby Knoop, 2b
1970—Jim Spencer, 1b
1972—Ken Berry, of
1978—Rick Miller, of
1982—Bob Boone, c
1985—Gary Pettis, of
1986—Gary Pettis, of &
Bob Boone, c

1987—Bob Boone, c
1988—Bob Boone, c &
Devon White, of
1989—Devon White, of
1991—Mark Langston, lhp
1992—Mark Langston, lhp
1993—Mark Langston, lhp
1994—Mark Langston, lhp
1995—Mark Langston, lhp
& J.T. Snow, 1b
1996—J.T. Snow, 1b
1997—Jim Edmonds, of

1998—Jim Edmonds, c
2000—Darin Erstad, of
2002—Darin Erstad, of &
Bengie Molina, c
2003—Bengie Molina, c
2004—Darin Erstad, 1b
2007—Orlando Cabrera, ss
2008—Torii Hunter, of
2009—Torii Hunter, of
2011—Erick Aybar, ss
2015—Kole Calhoun, of

2017—Martin Maldonado, c
Andrelton Simmons, ss
2018—Andrelton Simmons, ss
Ian Kinsler, inf#

- Traded by Angels to Boston
in July



2017 & 2018 Gold Glove Winner -
Andrelton Simmons



2018 Silver Slugger Winner - Mike Trout

Louisville Silver Slugger Award

1981—Rick Bureson, ss &
Bobby Grich, 2b
1982—Doug DeCinces, 3b &
Reggie Jackson, of
1990—Lance Parrish, c
1995—Tim Salmon, of

2000—Darin Erstad, of &
Troy Glaus, inf
2001—Troy Glaus, inf
2002—Garret Anderson, of
2003—Garret Anderson, of
2004—Vladimir Guerrero, of
2005—Vladimir Guerrero, of

2006—Vladimir Guerrero, of
2007—Vladimir Guerrero, of
2009—Torii Hunter, of
2012—Mike Trout, of
2013—Mike Trout, of
2014—Mike Trout, of
2015—Mike Trout, of

2016—Mike Trout, of
2017—Justin Upton, of#
2018—Mike Trout, of
2019—Mike Trout, of

- Acquired by Angels from Detroit
in August

ANGELS AWARD WINNERS



TOPPS ROOKIE ALL-STAR SELECTIONS

YEAR	PLAYER	POSITION	YEAR	PLAYER	POSITION	YEAR	PLAYER	POSITION
1961	Lee Thomas	Outfield	1979	Mark Clear	Pitcher	1995	Garret Anderson	Outfield
1962	Bob Rodgers	Catcher	1986	Wally Joyner	First Base	1997	Jason Dickson	Pitcher
1962	Dean Chance	Pitcher	1987	Devon White	Outfield	2000	Adam Kennedy	Second Base
1965	Paul Schaal	Third Base	1988	Bryan Harvey	Pitcher	2000	Bengie Molina	Catcher
1965	Jose Cardenal	Outfield	1989	Jim Abbott	Pitcher	2001	Shawn Wooten	Catcher
1965	Marcelino Lopez	Pitcher	1993	Tim Salmon	Outfield	2011	Mark Trumbo	First Base
1974	Frank Tanana	Pitcher	1993	J.T. Snow	First Base	2012	Mike Trout	Outfield
1975	Jerry Remy	Second Base	1994	Brian Anderson	Pitcher	2018	Shohei Ohtani	RHP/DH

BBWAA AWARD WINNERS - LOCAL CHAPTER

YEAR	MVP	ROOKIE	YEAR	MVP	ROOKIE
1961	Ken McBride	Lee Thomas	1989	Bert Blyleven	Jim Abbott
1962	Leon Wagner	Bob Rodgers	1990	Lance Parrish	Lee Stevens
1963	Albie Pearson	Charlie Dees	1991	Bryan Harvey	Ron Tingley
1964	Dean Chance	Bobby Knoop	1992	Luis Polonia	Gary DiSarcina
1965	Jim Fregosi	Marcelino Lopez	1993	Chili Davis	Tim Salmon
1966	Bobby Knoop	Jay Johnstone	1994	Chili Davis	Brian Anderson
1967	Jim Fregosi	Rick Clark	1995	Tim Salmon	Garret Anderson
1968	Tom Satriano	Andy Messersmith	1996	Chili Davis	Darin Erstad
1969	Jim Fregosi	Ken Tatum	1997	Tim Salmon	Jason Dickson
1970	Jim Fregosi & Alex Johnson	Dave LaRoche	1998	Gary DiSarcina	Jarrold Washburn
1971	Sandy Alomar	Lloyd Allen	1999	Garret Anderson	Lou Pote
1972	Bob Oliver	Lee Stanton	2000	Darin Erstad	Bengie Molina
1973	Frank Robinson	Rudy Meoli	2001	Garret Anderson	David Eckstein
1974	Nolan Ryan	Frank Tanana	2002	Garret Anderson	John Lackey
1975	Lee Stanton & Frank Tanana	Jerry Remy	2003	Garret Anderson	Francisco Rodriguez
1976	Frank Tanana	Paul Hartzell	2004	Vladimir Guerrero	Robb Quinlan
1977	Bobby Bonds	Rance Mulliniks	2005	Bartolo Colon	Ervin Santana
1978	Don Baylor	Carney Lansford	2006	Vladimir Guerrero	Jered Weaver
1979	Don Baylor	Mark Clear	2007	Vladimir Guerrero	Reggie Willits
1980	Jason Thompson	Fred Martinez	2008	Francisco Rodriguez	Jose Arredondo
1981	Bobby Grich	Mike Witt	2009	Kendry Morales	Matt Palmer
1982	Doug DeCinces	Rick Steirer	2010	Jered Weaver	Peter Bourjos
1983	Bob Boone	Daryl Sconiers	2011	Jered Weaver	Mark Trumbo
1984	Brian Downing	Ron Romanick	2012	Mike Trout	Mike Trout
1985	Donnie Moore	Stewart Cliburn	2013	Mike Trout	J.B. Shuck
1986	Mike Witt	Wally Joyner	2014	Mike Trout	Matt Shoemaker
1987	Wally Joyner	Devon White	2015	Mike Trout	Andrew Heaney
1988	Chili Davis	Bryan Harvey	2016	Mike Trout	Jett Bandy
			2017	Mike Trout	Parker Bridwell
			2018	Mike Trout	Shohei Ohtani



1975 & 1976 BBWAA Team MVP - Frank Tanana



1993 BBWAA Team Rookie of the Year - Tim Salmon

CLUB HISTORY





ANGELS AWARD WINNERS

ANGELS MOST VALUABLE PLAYER AWARD

Awarded by vote of the players to the Angel(s) who most truly exemplifies the qualities of inspirational leadership, sportsmanship and professional ability.

- | | | |
|-------------------------------------|--------------------------------------|---------------------------------------|
| 1962 — Billy Moran | 1983 — Bob Boone | 2001 — Garret Anderson |
| 1963 — Jim Fregosi | 1984 — Juan Beniquez & Brian Downing | 2002 — Garret Anderson |
| 1964 — Bobby Knoop | 1985 — Donnie Moore | 2003 — Garret Anderson |
| 1965 — Bobby Knoop | 1986 — Mike Witt | 2004 — Vladimir Guerrero |
| 1966 — Bobby Knoop | 1987 — Wally Joyner | 2005 — Bartolo Colon & Chone Figgins |
| 1967 — Don Mincher | 1988 — Bob Boone & Johnny Ray | 2006 — Vladimir Guerrero |
| 1968 — Bobby Knoop | 1989 — Bert Blyleven & Chili Davis | 2007 — Vladimir Guerrero |
| 1969 — Jim Fregosi | 1990 — Chuck Finley | 2008 — Francisco Rodriguez |
| 1970 — Jim Fregosi | 1991 — Jim Abbott & Bryan Harvey | 2009 — Kendrys Morales |
| 1971 — Ken McMullen | 1992 — Luis Polonia | 2010 — Torii Hunter |
| 1972 — Bob Oliver & Vada Pinson | 1993 — Mark Langston & Tim Salmon | 2011 — Mark Trumbo |
| 1973 — Nolan Ryan | 1994 — Chili Davis | 2012 — Mike Trout |
| 1974 — Nolan Ryan | 1995 — Tim Salmon | 2013 — Mike Trout |
| 1975 — Mickey Rivers | 1996 — Troy Percival | 2014 — Mike Trout |
| 1976 — Jerry Remy | 1997 — Tim Salmon | 2015 — Mike Trout |
| 1977 — Bobby Bonds | 1998 — Gary DiGarcina | 2016 — Mike Trout |
| 1978 — Don Baylor | 1999 — Garret Anderson | 2017 — Andrelton Simmons & Mike Trout |
| 1979 — Don Baylor | 2000 — Darin Erstad | 2018 — Mike Trout |
| 1980 — Bobby Grich & Jason Thompson | | 2019 — Mike Trout |
| 1981 — Rick Burleson | | |
| 1982 — Doug DeCinces | | |




Angels owners Arte and Carole Moreno with 2019 Nick Adenhart Pitcher of the Year Award winner Hansel Robles and 2019 Team MVP Mike Trout.

NICK ADENHART PITCHER OF THE YEAR AWARD

This annual award was established in 2009 in memory of Angels pitcher Nick Adenhart. On Apr. 8, 2009, Adenhart, 22, along with Courtney Stewart, Henry Pearson and Jon Wilhite were in a terrible traffic accident. Adenhart, Stewart and Pearson were killed and Wilhite was seriously injured. The accident happened shortly after Adenhart, a native of Silver Springs, MD, pitched a masterful six innings against Oakland (6 IP, 7 H, 0 R, 3 BB, 5 SO), leaving with a 4-0 lead before a late-inning rally resulted in a 6-4 Angels defeat.

The award is given to the Angels' pitcher whose Major League performance is selected by his teammates as the most outstanding throughout the course of the regular season.

- | | |
|-------------------------|-----------------------|
| 2009 — Jered Weaver | 2015 — Huston Street |
| 2010 — Jered Weaver | 2016 — Matt Shoemaker |
| 2011 — Jered Weaver | 2017 — Yusmeiro Petit |
| 2012 — Jered Weaver | 2018 — Andrew Heaney |
| 2013 — C.J. Wilson | 2019 — Hansel Robles |
| 2014 — Garrett Richards | |



A.L. PLAYERS OF THE WEEK & MONTH WINNERS



PLAYER OF THE WEEK

- 2019 — MIKE TROUT (April 1-7); MIKE TROUT (June 17-23)
- 2018 — SHOHEI OHTANI (April 2-8); SHOHEI OHTANI (Sept. 3-9)
- 2016 — MATT SHOEMAKER (July 11-17)
- 2015 — MIKE TROUT (July 6-12)
- 2014 — MIKE TROUT (July 7-13); JOSH HAMILTON (Mar. 31-Apr. 6)
- 2013 — CHRIS IANNETTA (Sept. 15-29)
- 2012 — JERED WEAVER (Apr. 30-May 6);
TORII HUNTER/MIKE TROUT (June 4-10);
ALBERT PUJOLS (July 30-Aug. 5)
- 2011 — DAN HAREN (Apr. 11-17); ERVIN SANTANA (July 25-31);
ERICK AYBAR (Sept. 12-18)
- 2010 — KENDRYS MORALES (Apr. 19-25); BOBBY ABREU (Aug. 9-16)
- 2009 — KENDRYS MORALES (July 27-Aug. 2)
- 2008 — FRANCISCO RODRIGUEZ (Aug. 18-24)
- 2007 — VLADIMIR GUERRERO (Apr. 2-8)
- 2005 — VLADIMIR GUERRERO (Aug. 9-15)
- 2004 — JOSE GUILLEN (May 3-9); ADAM KENNEDY (Aug. 23-29);
VLADIMIR GUERRERO (Sept. 27-Oct. 3)
- 2003 — SCOTT SPIEZIO (May 12-18); TROY GLAUS (May 19-25);
GARRET ANDERSON (July 7-12)
- 2001 — TROY GLAUS (Sept. 21-30)
- 2000 — MO VAUGHN (May 8-14); DARIN ERSTAD (May 22-28);
DARIN ERSTAD (July 3-9); TIM SALMON (July 31-Aug. 6);
TIM SALMON (Aug. 21-27)
- 1999 — TIM SALMON (Apr. 12-18); MO VAUGHN (May 10-16);
TROY GLAUS (May 31-June 6)
- 1998 — DARIN ERSTAD (June 8-14); TIM SALMON (Aug. 3-9)
- 1997 — JIM EDMONDS (May 12-18); CHUCK FINLEY (July 28-Aug. 3)
- 1996 — CHUCK FINLEY (July 22-28)
- 1995 — JIM EDMONDS (June 12-18); JIM EDMONDS (July 17-23)
- 1994 — TIM SALMON (May 15-21)
- 1993 — J.T. SNOW (Apr. 19-25); J.T. SNOW (Sept. 27-Oct. 3)
- 1992 — JUNIOR FELIX (Apr. 27-May 3)
- 1991 — DAVE WINFIELD (Apr. 8-14); WALLY JOYNER (May 13-19);
DAVE WINFIELD (May 27-June 2)
- 1990 — BRIAN DOWNING (Aug. 6-12)
- 1989 — BERT BLYLEVEN (Apr. 10-16); CHILI DAVIS (July 31-Aug. 6)
- 1988 — JOHNNY RAY (Apr. 18-24); MIKE WITT (June 13-19);
CHILI DAVIS (July 4-10); WALLY JOYNER (July 25-31)
- 1987 — WALLY JOYNER (Apr. 20-26); MIKE WITT (June 1-7)
- 1986 — DON SUTTON (June 16-22); DOUG DeCINCES (Aug. 4-10)
- 1985 — ROD CAREW (July 29-Aug. 4)
- 1984 — BOBBY GRICH (Sept. 10-16); MIKE WITT (Sept. 23-30)
- 1983 — ROD CAREW (May 2-8)
- 1982 — DOUG DeCINCES (Aug. 2-8)
- 1980 — MARK CLEAR (June 30-July 6);
JASON THOMPSON (July 21-27)
- 1979 — NOLAN RYAN (Apr. 16-22); DON BAYLOR (July 2-8);
DAN FORD (Aug. 6-12)
- 1977 — JOE RUDI (Apr. 7-11)
- 1975 — NOLAN RYAN (Apr. 7-13); NOLAN RYAN (May 12-18);
NOLAN RYAN (May 27-June 1); LEE STANTON (June 8-15);
FRANK TANANA (July 14-20)
- 1974 — ELLIE RODRIGUEZ (May 29-June 4);
NOLAN RYAN (Aug. 14-20); NOLAN RYAN (Sept. 25-Oct. 1)

PLAYER OF THE MONTH

- 2018 — MIKE TROUT (Sept.)
- 2017 — MIKE TROUT (Apr.)
- 2015 — MIKE TROUT (July); ALBERT PUJOLS (June)
- 2014 — MATT SHOEMAKER (Aug.); MIKE TROUT (June)
- 2013 — JASON VARGAS (May)
- 2012 — MIKE TROUT (July)
- 2011 — JERED WEAVER (Apr.)
- 2009 — BOBBY ABREU (July); KENDRYS MORALES (Aug.)
- 2008 — JOHN LACKEY (June)
- 2006 — JOHN LACKEY (July)
- 2005 — BARTOLO COLON (Aug.)
- 2004 — VLADIMIR GUERRERO (Sept.)
- 1998 — CHUCK FINLEY (Apr.)
- 1997 — TIM SALMON (July); CHUCK FINLEY (July)
- 1995 — GARRET ANDERSON (July)
- 1990 — CHUCK FINLEY (July)
- 1989 — CHUCK FINLEY (May)
- 1988 — CHILI DAVIS (July)
- 1987 — BRIAN DOWNING (Apr.)
- 1986 — MIKE WITT (Aug.); DOUG DeCINCES (Aug.)
- 1983 — ROD CAREW (May)
- 1982 — GEOFF ZAHN (Apr.); DOUG DeCINCES (Aug.)
- 1980 — ROD CAREW (June)
- 1979 — DON BAYLOR (May); DON BAYLOR (July)
- 1978 — FRANK TANANA (Apr.)
- 1977 — FRANK TANANA (May)
- 1976 — NOLAN RYAN (Sept.); FRANK TANANA (Sept.)



Rod Carew

CLUB HISTORY

ANGELS IN THE ALL-STAR GAME

ANGELS ALL-STAR SELECTIONS

- 1961 — Ryne Duren, first game; Ken McBride, both games.
 1962 — Leon Wagner★, Billy Moran★, Lee Thomas, both games; Bill Rigney (coach), Ken McBride, second game.
 1963 — Ken McBride★, Leon Wagner★, Albie Pearson★.
 1964 — Dean Chance★, Jim Fregosi★.
 1965 — Bob Lee.
 1966 — Bobby Knoop★, Jim Fregosi.
 1967 — Jim McGlothlin, Don Mincher, Jim Fregosi, Bill Rigney (coach).
 1968 — Jim Fregosi★.
 1969 — Jim Fregosi.
 1970 — Sandy Alomar, Jim Fregosi, Alex Johnson, Clyde Wright, Lefty Phillips (coach).
 1971 — Andy Messersmith.
 1972 — Nolan Ryan.
 1973 — Nolan Ryan, Bill Singer.
 1974 — Dave Chalk, Frank Robinson, Dick Williams (manager), Whitey Herzog (coach), Freddie Frederico (trainer).
 1975 — Dave Chalk, Nolan Ryan.
 1976 — Frank Tanana.
 1977 — Frank Tanana (replaced Dave LaRoche, who replaced Nolan Ryan).
 1978 — Frank Tanana.
 1979 — Rod Carew, Bobby Grich, Brian Downing, Don Baylor★, Nolan Ryan★, Mark Clear.
 1980 — Rod Carew★, Bobby Grich, Bob Clear (coach).
 1981 — Rod Carew★, Fred Lynn, Rick Burleson, Ken Forsch, Jimmie Reese (coach).
 1982 — Rod Carew★★★, Reggie Jackson★, Fred Lynn★, Bobby Grich★.
 1983 — Rod Carew★, Reggie Jackson★, Fred Lynn★, Doug DeCinces, Bob Boone.
 1984 — Rod Carew★, Reggie Jackson★, Rick Smith (trainer).
 1985 — Donnie Moore.
 1986 — Wally Joyner★, Mike Witt.
 1987 — Mike Witt.
 1988 — Johnny Ray.
 1989 — Chuck Finley, Devon White, Doug Rader (coach), Marcel Lachemann (coach), Rick Smith (trainer).
 1990 — Chuck Finley, Lance Parrish.
 1991 — Bryan Harvey, Mark Langston.
 1992 — Mark Langston, Jimmie Reese (honorary captain), Rick Turner (bullpen catcher), Ned Berget (trainer).
 1993 — Mark Langston★.
 1994 — Chili Davis.
 1995 — Gary DiSarcina, Jim Edmonds, Chuck Finley, Lee Smith.
 1996 — Chuck Finley, Troy Percival.
 1997 — Jason Dickson, Rick Smith (trainer).
 1998 — Darin Erstad, Troy Percival.
 1999 — Troy Percival.
 2000 — Darin Erstad, Troy Glaus.
 2001 — Troy Glaus, Troy Percival.
 2002 — Garret Anderson, Mike Scioscia (coach), Ned Berget (trainer).
 2003 — Garret Anderson★, Troy Glaus★, Brendan Donnelly, Mike Scioscia (manager), Joe Maddon (coach), Buddy Black (coach), Mickey Hatcher (coach), Ron Roenicke (coach), Alfredo Griffin (coach), Orlando Mercado (coach).
 2004 — Vladimir Guerrero★, Francisco Rodriguez, Ned Berget (trainer).
 2005 — Garret Anderson, Bartolo Colon, Vladimir Guerrero★.
 2006 — Vladimir Guerrero★.
 2007 — Vladimir Guerrero★, Francisco Rodriguez, John Lackey.
 2008 — Joe Saunders, Ervin Santana, Francisco Rodriguez.
 2009 — Brian Fuentes, Torii Hunter, Chone Figgins.
 2010 — Torii Hunter, Jered Weaver, Mike Scioscia (coach), Ned Berget (trainer).
 2011 — Howie Kendrick, Jordan Walden, Jered Weaver.
 2012 — Mike Trout, Mark Trumbo, C.J. Wilson, Jered Weaver.
 2013 — Mike Trout★.
 2014 — Mike Trout★, Erick Aybar.
 2015 — Mike Trout★, Albert Pujols★★, Hector Santiago, Adam Nevala (trainer).
 2016 — Mike Trout★, Yoichi Terada (trainer).
 2017 — Mike Trout★★★.
 2018 — Mike Trout★.
 2019 — Mike Trout★, Tommy La Stella★★

- ★ Elected as starter
 ★★ Elected as reserve but replaced injured starter
 ★★★ Elected as starter but replaced due to injury

TED WILLIAMS ALL-STAR GAME MVP

- 2014—Mike Trout (Target Field, Minnesota) 2015—Mike Trout (Great American Ball Park, Cincinnati)

HOME RUN DERBY PARTICIPANTS

- 1986—Wally Joyner (The Astrodome, Houston)
 2001—Troy Glaus (SAFECO Field, Seattle)
 2003—Garret Anderson (U.S. Cellular Field, Chicago)★
 2007—Vladimir Guerrero (AT&T Park, San Francisco)★
 2012—Mark Trumbo (Kauffman Stadium, Kansas City)
 2015—Albert Pujols (Great American Ball Park, Cincinnati)
 ★ Won contest

ANGELS ALL-STAR GAME BESTS

Single Game Bests		Career Bests (with Angels only)	
HITS	3 - Garret Anderson, 2006 Leon Wagner, 1962	GAMES	7 - Mike Trout (2012-18) - did not play in 2017 due to injury
RUNS	2 - 3 times; last, Mike Trout, 2015	STARTS	6 - Mike Trout (2013-18) - named starter in 2017 but missed game due to injury
RBI	4 - Fred Lynn, 1983	HITS	7 - Mike Trout
HR	1 - 6 times; last, Mike Trout, 2018	RBI	5 - Fred Lynn
SB	1 - Mike Trout, 2015 Rod Carew, 1980	HR	1 - M. Trout (2015 & '18), V. Guerrero (2006), G. Anderson (2003), F. Lynn (1983), L. Wagner (1962)
IP	3 - Dean Chance, 1964 Ken McBride, 1963	IP	4 - Nolan Ryan
SO	4 - Chuck Finley, 1996	SO	5 - Chuck Finley

LOW HIT GAMES BY ANGELS



NO-HITTERS (9)

1. Bo Belinsky, vs. Baltimore, May 5, 1962 (2-0)
2. Clyde Wright, vs. Oakland, July 3, 1970 (4-0)
3. Nolan Ryan, at Kansas City, May 15, 1973 (3-0)
4. Nolan Ryan, at Detroit, July 15, 1973 (6-0)
5. Nolan Ryan, vs. Minnesota, Sept. 28, 1974 (4-0)
6. Nolan Ryan, vs. Baltimore, June 1, 1975 (1-0)
7. Mike Witt, at Texas, Sept. 30, 1984 (1-0, perfect game)
8. Ervin Santana, at Cleveland, July 27, 2011 (3-1)
9. Jered Weaver, vs. Minnesota, May 2, 2012 (9-0)



Ellie Rodriguez and Nolan Ryan

COMBINED NO-HITTERS (3)

1. Mark Langston-Mike Witt, vs. Seattle, Apr. 11, 1990 (1-0)
2. Jered Weaver-Jose Arredondo, at LAD, June 28, 2008 (0-1) *
- * 8-inning unofficial no-hitter.
3. Taylor Cole-Felix Pena, vs. Seattle, July 12, 2019 (13-0)

ONE-HITTERS (19)

1. Dean Chance, at Minnesota, Sept. 10, 1962 (5-0)
2. Bob Turley, at Chicago, June 12, 1963 (5-0)
3. Nolan Ryan, vs. Boston, July 9, 1972 (3-0)
4. Nolan Ryan, vs. New York, Aug. 29, 1973 (5-0)
5. Nolan Ryan, vs. Texas, June 27, 1974 (5-0)
6. Andy Hassler, vs. Chicago, Sept. 8, 1974 (0-1)
7. Nolan Ryan, vs. Seattle, Apr. 15, 1977 (7-0)
8. Nolan Ryan, vs. Cleveland, May 5, 1978 (5-0)
9. Chris Knapp, at Toronto, Sept. 3, 1978 (3-1)
10. Nolan Ryan, vs. New York, July 13, 1979 (6-1)
11. Bruce Kison, at Minnesota, Apr. 23, 1980 (17-0)
12. Kirk McCaskill, at Texas, June 25, 1986 (7-1)
13. Willie Fraser, vs. Seattle, Aug. 10, 1988 (2-1)
14. Kirk McCaskill, vs. Toronto, Apr. 28, 1989 (9-0)
15. Chuck Finley, at Boston, May 26, 1989 (5-0)
16. John Lackey, at Oakland, July 7, 2006 (3-0)
17. Dan Haren, vs. Cleveland, Apr. 12, 2011 (2-0)
18. Ervin Santana, vs. Arizona, June 16, 2012 (2-0)
19. Andrew Heaney, vs. Kansas City, June 5, 2018 (1-0)

COMBINED ONE-HITTERS (14)

1. Ken McBride-Julio Navarro, at Washington, Apr. 13, 1964 (4-0, Opening Day)
2. Rick Clark-Clyde Wright, vs. Baltimore, Aug. 20, 1968 (7-2)
3. Bill Harrelson-Andy Messersmith, at New York, Aug. 27, 1968 (2-0)
4. Frank Tanana-Don Kirkwood, vs. Oakland, Apr. 26, 1975 (1-0)
5. Bartolo Colon-Francisco Rodriguez-Troy Percival, vs. Texas, July 27, 2004 (2-0)
6. Matt Palmer-Darren Oliver-Jose Arredondo-Kevin Jepsen-Rafael Rodriguez, vs. Texas, Sept. 30, 2009 (5-0)
7. Jerome Williams-Jordan Walden, vs. Cleveland, Sept. 7, 2011 (2-1)
8. C.J. Wilson-Ernesto Frieri, at Oakland, May 22, 2012 (5-0)
9. Garrett Richards-Joe Smith-Ernesto Frieri, at Seattle, Apr. 9, 2014 (2-0)
10. Matt Shoemaker-Mike Morin-Jason Grilli, at Boston, Aug. 21, 2014 (2-0)
11. C.J. Wilson-Joe Smith-Huston Street, vs. Seattle, Sept. 17, 2014 (5-0)
12. Garrett Richards-Fernando Salas-Joe Smith-Huston Street vs. Houston, May 10, 2015 (3-1)
13. Alex Meyer-David Hernandez-Jose Álvarez vs. Washington, July 19, 2017 (7-0)
14. Garrett Richards-Jim Johnson-Blake Parker-Blake Wood vs. Cleveland, Aug. 4, 2018 (13-2)

LOW HIT GAMES VS. ANGELS

NO-HITTERS (6)

1. Earl Wilson, at Boston, June 26, 1962 (2-0)
2. Dennis Eckersley, at Cleveland, May 30, 1977 (1-0)
3. Bert Blyleven, Texas, at Anaheim, Sept. 22, 1977 (6-0)
4. Joe Cowlley, Chicago, at Anaheim, Sept. 19, 1986 (7-1)
5. Kenny Rogers, at Texas, July 28, 1994 (4-0, perfect game)
6. Eric Milton, at Minnesota, Sept. 11, 1999 (7-0)

COMBINED NO-HITTERS (1)

1. Vida Blue-Glenn Abbott-Paul Lindblad-Rollie Fingers, at Oakland, Sept. 28, 1975 (5-0)

COMBINED ONE-HITTERS (12)

1. Whitey Ford-Jim Coates-Buddy Daley-Bob Turley, at New York, May 22, 1962 (2-1, 12 inn.)
2. Mike Paul-Gary Kroll-Jack Hamilton-Stan Williams, at Cleveland, June 8, 1969 (3-2)
3. Marty Pattin-Steve Mingori, at Kansas City, June 26, 1976 (3-0)
4. Gary Beare-Sam Hinds-Bill Castro, at Milwaukee, June 18, 1977 (4-2)
5. Ross Baumgarten-Randy Scarbery, at Chicago, May 25, 1979 (6-1)
6. Joe Niekro-Al Holland, New York, at Anaheim, June 4, 1986 (11-0)
7. John Burkett-Jeff Zimmerman-John Wetteland, vs. Texas, June 29, 1999 (5-0)
8. Freddy Garcia-Neal Cotts, vs. Chicago (A.L.), Sept. 13, 2006 (9-0)
9. Anthony Swarzak-Matt Capps-Alex Burnett, at Minnesota, May 28, 2011 (1-0)
10. Justin Verlander-Jose Valverde, at Detroit, July 31, 2011 (3-2)
11. Jesse Chavez-Dan Otero-Tyler Clippard, vs. Oakland, Apr. 23, 2015 (0-2)
12. Mike Clevinger-Dan Otero-Bryan Shaw-Andrew Miller-Cody Allen, at Cleveland, Aug. 13, 2016 (5-1)

ONE-HITTERS (23)

1. Steve Barber, Balt., at Anaheim (GM 2), Apr. 16, 1967 (3-0)
2. Gary Peters, at Chicago (GM 2), May 14, 1967 (3-1)
3. Wally Bunker, Kansas City, at Anaheim, Sept. 11, 1969 (3-0)
4. Sonny Siebert, Boston, at Anaheim, July 31, 1970 (2-0)
5. Rich Hand, at Cleveland, Aug. 28, 1970 (5-1)
6. Bill Gogolewski, Texas, at Anaheim, Sept. 12, 1972 (3-0)
7. Jim Kaat, Minnesota, at Anaheim, July 1, 1973 (2-1)
8. Mike Cuellar, Baltimore, at Anaheim, May 31, 1975 (1-0)
9. Rick Langford, Oakland, at Anaheim, July 5, 1979 (3-0)
10. Ross Baumgarten, at Chicago, July 2, 1980 (1-0)
11. Britt Burns, at Chicago, Sept. 9, 1983 (11-0)
12. Dennis Martinez, at Baltimore, June 5, 1985 (4-0)
13. Charlie Hough, Texas, at Anaheim, June 16, 1986 (1-2)
14. Walt Terrell, at Detroit, Aug. 20, 1986 (3-0)
15. Scott Sanderson, New York, at Anaheim, July 11, 1991 (2-0)
16. Dennis Rasmussen, Kansas City, at Anaheim, Sept. 29, 1992 (2-0)
17. Jimmy Key, New York, at Anaheim, Apr. 27, 1993 (5-0)
18. David Cone, Kansas City, at Anaheim, May 22, 1994 (4-0)
19. Steve Trachsel, New York (N.L.), at Anaheim, June 15, 2003, (8-0)
20. James Shields, at Tampa Bay, May 9, 2008 (2-0)
21. Chris Sale, at Chicago (A.L.), May 12, 2013 (3-0)
22. Justin Verlander, at Detroit, Aug. 26, 2015 (10-0)
23. Mike Leake, at Seattle, July 19, 2019 (10-0)



ANGELS STEALING HOME

- 1963 — Albie Pearson vs. Detroit (July 20, at Dodger Stadium)
- 1964 — Ed Kirkpatrick at Kansas City (May 5)
- 1965 — Jose Cardenal vs. Kansas City (May 9, at Dodger Stadium)
- Jose Cardenal at Boston (June 1)
- Jose Cardenal at Boston (July 25)
- 1966 — Jim Fregosi vs. Washington (Sept. 3)
- Paul Schaal vs. Washington (Sept. 3)
- 1967 — Jose Cardenal vs. Minnesota (July 23)
- 1972 — Mickey Rivers at Oakland (May 22)
- 1974 — Dave Chalk vs. Kansas City (May 12)
- Lee Stanton vs. Minnesota (July 28, 2nd game)
- Bruce Bochte at Chicago (Sept. 15)
- John Doherty at Minnesota (Sept. 20)
- Morris Nettles at Kansas City (Sept. 25)
- Denny Doyle vs. Oakland (Oct. 1)
- 1976 — Dave Collins vs. Detroit (Aug. 30)

- 1977 — Bobby Bonds at Toronto (Aug. 15)
- 1979 — Bob Clark at Toronto (Aug. 24)
- 1981 — Rod Carew at Seattle (Apr. 12)
- 1985 — Gary Pettis at Seattle (Apr. 28)
- Gary Pettis vs. Texas (June 11)
- 1989 — Devon White vs. Boston (Sept. 9)★
- 1992 — Luis Polonia at Seattle (June 26)
- Luis Polonia at New York (Aug. 21)
- 1994 — Chris Turner at Boston (July 5)
- 1995 — Rex Hudler vs. Detroit (July 21)
- 1997 — Tony Phillips at Seattle (June 28)
- 2006 — Orlando Cabrera vs. Dodgers (July 2)
- 2009 — Gary Matthews Jr. at Arizona (June 28)
- 2011 — Erick Aybar at Toronto (Sept. 20)
- 2013 — Collin Cowgill vs. Seattle (Sept. 21)

★ Stole for cycle

ANGELS HOME RAINOUTS

Dodger Stadium:

- 1 — Apr. 14, 1963, vs. Chicago (Easter Sunday)
- 2 — Sept. 17, 1963, vs. Baltimore (Tuesday Night)
- 3 — Apr. 12, 1965, vs. Cleveland (Monday –Opening Night)
- 4 — Sept. 18, 1965, vs. Baltimore (Saturday –Day)
- 5 — Sept. 19, 1965, vs. Baltimore (Sunday)

Angel Stadium:

- 6 — Apr. 4, 1967, vs. Chicago Cubs (Pre-Season –Tuesday Night)
- 7 — Apr. 8, 1975, vs. Kansas City (Tuesday Night)
- 8 — Sept. 5, 1978, vs. Texas (Tuesday Night)
- 9 — Apr. 19, 1981, vs. Minnesota (Easter Sunday)
- 10 — Apr. 19, 1983, vs. Oakland (Tuesday Night)
- 11 — Apr. 20, 1983, vs. Oakland (Wednesday Night)
- 12 — Apr. 28, 1983, vs. Detroit (Thursday Night)
- 13 — Sept. 24, 1986, vs. Cleveland (Wednesday Night)
- 14 — Apr. 14, 1988, vs. Chicago (Thursday Day)
- 15 — June 16, 1995, vs. Chicago (Friday Night)
- 16 — July 19, 2015 vs. Boston (Sunday Day)
- 17 — May 22, 2019 vs. Minnesota (Wednesday Night)

The Angels have had electrical delays/failures on three occasions at Angel Stadium:

- Apr. 21, 1977 – Game cancelled due to blackout. Rescheduled as part of doubleheader on Sept. 8, 1977.
- June 13, 1986 – Game delayed 38 minutes due to electrical outage delay.
- June 24, 2010 – Game delayed 18 minutes due to electrical delay.



Collin Cowgill steals home - Sept. 21, 2013

ANGELS AT THE ALL-STAR BREAK

YEAR	W-L	POS	GB
1961	35-51	T8th	-20 1/2
1962	45-37	3rd	- 2 1/2
1963	41-46	7th	-12
1964	37-44	7th	-13 1/2
1965	41-44	6th	-13 1/2
1966	46-39	4th	-11
1967	45-40	4th	- 4 1/2
1968	39-43	6th	-15 1/2
1969	36-58	6th	- 22
1970	51-35	2nd	- 5
1971	42-50	4th	-16 1/2
1972★	40-52	5th	-16 1/2
1973	48-48	T4th	- 7
1974	39-59	6th	-17
1975	40-51	6th	-17
1976	35-52	6th	-18 1/2
1977	42-46	5th	-11
1978	46-40	1st	+ 1
1979	55-38	1st	+ 2
1980	29-48	7th	-16 1/2
1981★	31-29	4th	- 6
1982	49-37	1st	+ 1
1983	42-36	2nd	- 2
1984	44-42	3rd	- 1
1985	52-35	1st	+ 6
1987	46-43	4th	- 3
1988	41-46	T4th	-12 1/2
1989	52-33	1st	+ 1 1/2
1990	41-43	4th	-11

YEAR	W-L	POS	GB
1991	44-37	3rd	- 8
1992	35-52	7th	-12
1993	43-43	T4th	-2
1994★	38-51	3rd	-5
1995★	39-30	T1st	—
1996	43-45	T3rd	-8 1/2
1997	44-42	2nd	-4 1/2
1998	49-37	1st	+1 1/2
1999	41-45	4th	-6 1/2
2000	47-41	3rd	-5
2001	42-45	3rd	-21
2002	51-35	2nd	-3
2003	49-43	3rd	-8 1/2
2004	47-40	3rd	-2 1/2
2005	52-36	1st	+5
2006	43-45	3rd	-2
2007	53-35	1st	+2 1/2
2008	57-38	1st	+6
2009	49-37	1st	+1.5
2010	47-44	2nd	-4 1/2
2011	50-42	2nd	-1
2012	48-38	2nd	-4
2013	44-49	3rd	-11
2014	57-37	2nd	-1 1/2
2015	48-40	1st	-0.5
2016	37-52	5th	-16.5
2017	45-47	T2nd	-16.5
2018	49-48	4th	-14
2019	45-46	4th	-12.5

ANGEL GRAND SLAMS (176)



- 1961** - Lee Thomas at Baltimore, June 6 (Milt Pappas)
Joe Koppe at Cleveland, Aug. 13 (Frank Funk)
Lee Thomas at Kansas City, Sept. 5 (Ed Rakow)
George Thomas vs. Chicago, Sept. 9 (Frank Baumann)
Leon Wagner vs. Washington, Sept. 28 (Johnny Klipstein)
Bob Rodgers vs. Cleveland, Sept. 29 (Barry Latman)
- 1962** - NONE
- 1963** - George Thomas vs. New York, May 1 (Ralph Terry)
Felix Torres at Cleveland, July 29 (Jerry Walker)
- 1964** - Bobby Knoop at New York, May 23 (Bill Stafford)
Willie Smith at Baltimore, July 2 (Stu Miller)
- 1965** - Costen Shockley vs. Boston, May 4 (Dave Morehead)
- 1966** - Jim Fregosi at Baltimore, Sept. 12 (Wally Bunker)
- 1967** - Rick Reichardt at Kansas City, June 25 (John Odum)
Rick Reichardt at Cleveland, Aug. 23 (Ed Connolly)
- 1968** - NONE
- 1969** - Jay Johnstone at Chicago, July 4 (Gary Bell)
- 1970** - Bill Voss vs. Kansas City, Apr. 18 (Wally Bunker)
Jay Johnstone at Detroit, Aug. 25 (Lerrin LaGrow)
- 1971** - Roger Repoz vs. Baltimore, Apr. 24 (Dick Hall)
- 1972** - NONE
- 1973** - NONE
- 1974** - NONE
- 1975** - Lee Stanton at Detroit, June 11 (Bob Reynolds)
Lee Stanton at Milwaukee, June 15 (Ed Rodriguez)
- 1976** - Bobby Bonds vs. Minnesota, May 15, 2nd game (Pete Redfern)
Ron Jackson at Minnesota, July 4, 2nd game (Bill Campbell)
Lee Stanton vs. Texas, July 25 (Steve Foucault)
- 1977** - Joe Rudi at Seattle, Apr. 10 (Glenn Abbott)
Don Baylor at Oakland, July 27 (Paul Mitchell)
- 1978** - Rick Miller vs. Minnesota, Apr. 12 (Gary Serum)
Merv Rettenmund vs. Cleveland, May 6 (Dennis Kinney)
Don Baylor at Chicago, June 18 (Ron Schuler)
Joe Rudi vs. Kansas City, June 27 (Steve Mingori)
Joe Rudi at Kansas City, July 6 (Marty Patten)
Joe Rudi at Milwaukee, July 26 (Bill Travers)
Don Baylor vs. Kansas City, Sept. 10 (Paul Splitteroff)
- 1979** - Don Baylor vs. Oakland, Apr. 21 (Bob Lacey)
Joe Rudi at Boston, May 8 (Chuck Rainey)
Dan Ford vs. Detroit, June 8 (John Hiller)
Willie Aikens at Toronto, June 13 (Dyar Miller)
Willie Aikens at Toronto, June 14 (Phil Huffman)
Joe Rudi vs. Baltimore, July 7 (Don Stanhouse)
Joe Rudi at Boston, July 23 (Dick Drago)
Don Baylor at Toronto, Aug. 25 (Balor Moore)
- 1980** - Bobby Grich at Detroit, July 29 (Roger Weaver)
- 1981** - Brian Downing at Seattle, Apr. 9 (Glenn Abbott)
- 1982** - Fred Lynn at Cleveland, July 15 (Rick Watts)
Reggie Jackson at Seattle, Aug. 6 (Ed Vande Berg)
Don Baylor at Minnesota, Aug. 11 (Ron Davis)
Brian Downing at Detroit, Aug. 31 (Larry Pashnick)
Brian Downing vs. Chicago, Sept. 6 (Jerry Koosman)
- 1983** - Rod Carew at Oakland, Apr. 9 (Matt Keough)
Fred Lynn vs. Detroit, Apr. 27 (Milt Wilcox)
Daryl Sconiers vs. Detroit, Apr. 27 (Bob James)
Daryl Sconiers at Cleveland, May 28 (Len Barker)
Ellis Valentine at New York, June 2 (Dale Murray)
Ron Jackson at Milwaukee, June 6 (Bob McClure)
Bobby Grich vs. Detroit, July 22 (Doug Bair)
Juan Benitez at Oakland, Aug. 17 (Mike Warren)
- 1984** - Brian Downing at Oakland, Apr. 15 (Chris Codiroli)
Gary Pettis vs. Seattle, Apr. 28 (Dave Bader)
Reggie Jackson vs. New York, May 28 (Dennis Rasmussen)
- 1985** - Dick Schofield at Oakland, Apr. 12 (Keith Atherton)
Jerry Narron at Toronto, May 15 (Bill Caudill)
Ruppert Jones vs. Cleveland, June 25 (Neal Heaton)
Reggie Jackson vs. Cleveland, June 26 (Bryan Clark)
Jack Howell vs. Baltimore, Aug. 27 (Scott McGregor)
Bobby Grich vs. Cleveland, Sept. 22 (Jamie Easterly)
- 1986** - Brian Downing at Oakland, Apr. 11 (Tim Birtsas)
Wally Joyner vs. Toronto, May 8 (Jim Acker)
Dick Schofield vs. Detroit, May 29 (Dave LaPoint)
George Hendrick at Milwaukee, July 8 (Juan Nieves)
Brian Downing at Oakland, July 31 (Eric Plunk)
Bob Boone at Oakland, July 31 (Eric Plunk)
Dick Schofield vs. Detroit, Aug. 29 (Wille Hernandez)
- 1987** - Doug DeCinces vs. Boston, May 3 (Wes Gardner)
Dick Schofield at Kansas City, June 14 (Bob Shirley)
Devon White vs. Oakland, Aug. 17 (Dave Leipgr)
Mark Ryal vs. Texas, Sept. 10 (Dale Mohorcic)
- 1988** - Devon White vs. Chicago, Apr. 12 (Jack McDowell)
- 1989** - Bill Schroeder vs. Milwaukee, May 21 (Bill Wegman)
- 1990** - Wally Joyner vs. Milwaukee, May 27 (Tony Fossas)
Lance Parrish at Detroit, June 17 (Lance McCullers)
Luis Polonia vs. New York, Aug. 14 (Tim Leary)
- 1991** - Wally Joyner at Cleveland, May 10 (Eric King)
Dave Winfield at Toronto, June 1 (Willie Fraser)
Max Venable vs. Kansas City, July 2 (Mark Gubicza)
- 1992** - Lee Stevens vs. Baltimore, Sept. 4 (Rick Sutcliffe)
- 1993** - Chili Davis at Minnesota, June 26 (Willie Banks)
Tim Salmon vs. Seattle, Sept. 15 (Tim Leary)
- 1994** - Chili Davis vs. New York, May 3 (Terry Mulholland)
J.T. Snow vs. Boston, July 18 (Tim Vanegmond)
Chili Davis at Texas, July 30 (Brian Bohanon)
- 1995** - J.T. Snow vs. New York, May 25 (Melido Perez)
Tim Salmon vs. Baltimore, May 29 (Mike Mussina)
Chili Davis vs. Cleveland, July 26 (Dennis Martinez)
- 1996** - Jim Edmonds vs. Milwaukee, Apr. 2 (Ricky Bones)
Mike Aldrete at Seattle, Apr. 13 (Edwin Hurtado)
J.T. Snow vs. Milwaukee, July 27 (Ben McDonald)
Randy Velarde at Baltimore, Aug. 25 (Scott Erickson)
Garret Anderson vs. New York, Aug. 29 (Wally Whitehurst)
- 1997** - Tim Salmon vs. Cleveland, Apr. 4 (Paul Shuey)
Dave Hollins vs. Seattle, July 6 (Josias Manzanillo)
Garret Anderson at Cleveland, July 28 (Orel Hershisser)
- 1998** - Darin Erstad vs. Chicago, May 1 (Tony Castillo)
Garret Anderson vs. Kansas City, May 25 (Tim Belcher)
Cecil Fielder at Arizona, June 9 (Willie Blair)
- 1999** - Tim Salmon at Oakland, Apr. 15 (Kevin Jarvis)
Todd Greene vs. Seattle, Apr. 16 (Jamie Moyer)
Andy Sheets vs. Toronto, Apr. 29 (Roy Halladay)
Mo Vaughn vs. Tampa Bay, May 14 (Bobby Witt)
Matt Walbeck at Los Angeles, June 5 (Chan Ho Park)
- 2000** - Adam Kennedy at Toronto, Apr. 18 (Frank Castillo)
Garret Anderson vs. Kansas City, May 21 (Jeff Fussell)
Tim Salmon vs. Kansas City, June 20 (Jeff Suppan)
Bengie Molina vs. Colorado, July 7 (Scott Karl)
Troy Glaus vs. New York (A.L.), June 11 (Lorenzo Neagle)
Mo Vaughn at Chicago, Sept. 14 (Lorenzo Barcelo)
Mo Vaughn at Texas, Sept. 24 (Mike Venafro)
- 2001** - Garret Anderson at Colorado, July 8 (Shawn Chacon)
- 2002** - David Eckstein vs. Toronto, Apr. 27 (Scott Cassidy)
David Eckstein vs. Toronto, Apr. 28 (Pedro Borbon)
David Eckstein vs. Cincinnati, June 9 (Jody Hamilton)
Tim Salmon at Chicago (A.L.), Aug. 6 (Matt Ginter)
Troy Glaus vs. Seattle, Sept. 29 (Ismael Valdes)
- 2003** - Garret Anderson vs. Cleveland, May 8 (Jason Davis)
Scott Spiezio at New York (A.L.), May 13 (Juan Acevedo)
Brad Fullmer vs. New York (A.L.), June 14 (Jason Roach)
Scott Spiezio at Minnesota, Sept. 1 (Kenney Rogers)
- 2004** - **Shane Halter vs. Tampa Bay, May 8 (Trever Miller)**
Chone Figgins at Baltimore, May 14 (Kurt Ainsworth)
B. Molina at Toronto, July 10 (Kerry Ligtenberg)
Josh Paul at Tampa Bay, Aug. 19 (Travis Harper)
J. Molina vs. Kansas City, Aug. 25 (Scott Sullivan)
Alfredo Amezaga at Boston, Aug. 31 (Mike Myers)
Alfredo Amezaga at Oakland, Oct. 1 (Scott Baker)
- 2005** - Juan Rivera at Los Angeles, May 20 (Yhency Brazoban)
Garret Anderson at St. Louis, June 28 (Brian Shouse)
Vladimir Guerrero vs. New York (A.L.), July 21 (Tom Gordon)
Casey Kotchman vs. Tampa Bay, Aug. 7 (Seth McClung)
Vladimir Guerrero at Oakland, Aug. 9 (Rich Harden)
- 2006** - Juan Rivera vs. Seattle, May 12 (Bobby Livingston)
Vladimir Guerrero vs. Tampa Bay, July 15 (Chad Harville)
- 2007** - Vladimir Guerrero at Kansas City, May 1 (Zack Greinke)
Casey Kotchman at Texas, May 14 (Kevin Millwood)
Gary Matthews vs. Minnesota, June 4 (Jason Miller)
Maicer Izturis vs. Minnesota, Aug. 10 (Scott Baker)
Garret Anderson vs. New York (A.L.), Aug. 21 (Sean Henn)
- 2008** - Torii Hunter vs. Cleveland, Apr. 7 (walk-off, Joe Borowski)
Mike Napoli vs. Cleveland, Apr. 9 (Paul Byrd)
Jeff Mathis vs. Cleveland, July 23 (Tom Mastny)
Mark Teixeira at New York (A.L.), Aug. 3 (Edwar Ramirez)
- 2009** - NONE
- 2010** - Bobby Abreu at New York (A.L.), Apr. 13 (David Robertson)
Kendry Morales vs. Seattle, May 29 (Brandon League)
Hideki Matsui vs. Colorado, June 26 (Aaron Cook)
Brandon Wood vs. Colorado, June 27 (Manuel Corpas)
Mike Napoli vs. Tampa Bay, Aug. 25 (Jeff Niemann)
- 2011** - Vernon Wells at Baltimore, July 22 (Kevin Gregg)
Mark Trumbo vs. Minnesota, Sept. 3 (Brian Duensing)
- 2012** - **Alberto Callaspo at Seattle, May 26 (Felix Hernandez)**
Kendrys Morales at Texas, July 30 (Robbie Ross)
- 2013** - Mike Trout vs. Detroit, Apr. 20 (Rick Porcello)
Chris Nelson at New York (A.L.), Aug. 15 (Boone Logan)
- 2014** - Mike Trout vs. Chicago (A.L.), June 7 (Chris Sale)
- 2015** - Chris Iannetta vs. Detroit, May 28 (Tom Gorzelanny)
Albert Pujols at Oakland, June 19 (Edward Mujica)
Mike Trout vs. Texas, July 26 (Spencer Patton)
Mike Trout at Minnesota, Sept. 17 (A.J. Achter)
Gregorio Petit at Houston, June 20 (Tony Sipp)
C.J. Cron at Boston, July 1, 2016 (Steven Wright)
Jeffery Marte vs. Oakland, Sept. 27, 2016 (Daniel Mengden)
- 2017** - Andrelton Simmons vs. Toronto, Apr. 22 (Casey Lawrence)
C.J. Cron at New York (N.L.), May 21 (Tommy Milone)
Albert Pujols vs. Minnesota, June 3 (Ervin Santana) - 600th HR
Cliff Pennington vs. Oakland, Aug. 30 (Chris Hatcher)
- 2018** - Kaleb Cowart at Oakland, Sept. 18 (Lou Trivino)
- 2019** - Mike Trout vs. Texas, Apr. 6 (Drew Smyly)
Justin Bour vs. New York (A.L.), Apr. 23 (Chad Green)
Tommy La Stella vs. Minnesota, May 23 (Austin Adams)
Mike Trout at Toronto, June 19 (Aaron Sanchez)

First grand slam at Anaheim Stadium by Curt Blefary, Baltimore, June 6, 1967.
BOLD - Pinch-hit Grand Slam

CLUB HISTORY



THREE HOME RUNS - INNINGS

- 6/8/19 - at Seattle (4th inning)
HR: La Stella, Trout, Ohtani
- 6/17/19 - at Toronto (2nd inning)
HR: Upton, Calhoun, Ohtani
- 9/26/17 - at Chicago (2nd inning)
HR: Phillips, Valbuena, Trout
- 8/2/17 - vs. Philadelphia (3rd inning)
HR: Trout, Cron, Cowart
- 9/3/16 - at Seattle (1st inning - **consecutive**)
HR: Calhoun, Trout, Pujols
- 5/14/16 - at Seattle (7th inning)
HR: Giavotella, Calhoun, Trout
- 5/30/15 - vs. Detroit (2nd inning)
HR: Joyce, Perez, Pujols
- 7/5/14 - vs. Houston (7th inning)
HR: Freese, Pujols, Cron
- 4/13/14 - vs. New York - NL (1st inning)
HR: Trout, Pujols, Ibanez
- 7/10/13 - at Chicago - NL (5th inning)
HR: Pujols, Hamilton, Harris
- 8/30/10 - at Seattle (6th inning)
HR: Bourjos, Abreu, Matsui
- 5/7/10 - at Seattle (4th inning)
HR: Rivera, Kendrick, Budde
- 8/1/09 - at Minnesota (6th inning)
HR: Izturis, Rivera, Morales
- 7/27/09 - vs. Cleveland (2nd inning - **consecutive**)
HR: Rivera, Morales, Napoli
- 9/18/08 - at Oakland (7th inning)
HR: Morales, Napoli, Wood
- 7/7/08* - at Texas (2nd inning)
HR: Mathis, Izturis, Guerrero, Hunter
- 7/30/06 - at Boston (3rd inning)
HR: Cabrera, Guerrero, Rivera
- 9/11/05 - at Chicago (1st inning)
HR: Figgins, Anderson, Erstad
- 5/24/04 - at Toronto (3rd inning - **consecutive**)
HR: Guerrero, Guillen, DaVanon
- 6/03/03 - vs. Montreal in Puerto Rico (1st inning)
HR: DaVanon, Salmon, Glaus
- 7/26/01 - vs. Tampa Bay (1st inning - **consecutive**)
HR: Glaus, Erstad, Anderson
- 6/30/00 - at Oakland (6th inning)
HR: Anderson, Molina, Gil
- 6/24/00 - at Minnesota (2nd inning - **consecutive**)
HR: Anderson, Glaus, Spiezio
- 5/28/00 - at Kansas City (5th inning - **consecutive**)
HR: Erstad; Vaughn, Salmon, Anderson
- 4/21/00 - at Tampa Bay (4th inning)
HR: Vaughn, Salmon, Glaus
- 4/21/00 - at Tampa Bay (9th inning)
HR: Vaughn, Salmon, Glaus

- 7/11/97 - at Oakland (5th inning)
HR: Edmonds, Salmon, Phillips
- 8/11/96 - vs. Kansas City (6th inning)
HR: Arias, Velarde, Davis
- 7/14/90 - vs. Toronto (7th inning)
HR: Winfield, Downing, Bichette
- 10/3/87 - vs. Cleveland (1st inning)
HR: Downing, Joyner, Howell
- 8/16/87 - vs. Oakland (2nd inning)
HR: D. Miller, Mclemore, Howell
- 6/29/87 - at Cleveland (7th inning)
HR: Schofield, DeCinces, Joyner
- 9/26/86 - vs. Texas (6th inning)
HR: Pettis, Downing, Hendrick
- 4/26/86 - at Minnesota (9th inning)
HR: Hendrick, R. Jones, Joyner
- 4/24/84 - at Boston (4th inning - **consecutive**)
HR: Re. Jackson, Downing, Grich
- 6/7/83 - vs. Chicago (3rd inning)
HR: Sconiers, Re. Jackson, Lynn
- 6/20/80 - at Boston (3rd inning)
HR: Patek, R. Miller, Thompson
- 8/31/79 - at Cleveland (8th inning)
HR: Aikens, Grich, J. Anderson
- 5/11/77 - vs. Baltimore (2nd inning - **consecutive**)
HR: Bonds, Baylor, Ro. Jackson
- 6/19/76 - vs. Boston (5th inning)
HR: Ro. Jackson, B. Jones, Guerrero
- 4/30/66 - at Boston (8th inning)
HR: Reichardt 2, Knoop
- 7/25/64 - at Kansas City (6th inning)
HR: W. Smith, Rodgers, Perry
- 8/28/62 - at Kansas City (4th inning - **consecutive**)
HR: L. Thomas, Wagner, Rodgers
- 6/20/61 - vs. Boston (5th inning)
HR: Wagner, Averill, Bilko



FIVE & SIX-HIT GAMES IN CLUB ANNALS (6)

Lee Thomas	Sept. 5, 1961 at K.C.
Lee Thomas	May 6, 1962 vs. Bal.
Leon Wagner	Apr. 26, 1963 at Bal.
Willie Smith	July 25, 1964 at K.C.
Jose Cardenal	May 31, 1966 vs. Cle.
Vic Davalillo	Aug. 4, 1968 at Bos.
Tom Satriano	Aug. 11, 1968 at Bal.
Vada Pinson	Aug. 4, 1972 at K.C.
Richie Scheinblum	July 28, 1973 at K.C.
Denny Doyle	Apr. 30, 1974 at Bos.
Dave Collins	June 20, 1975 vs. Tex.
Bruce Bochte	Sept. 15, 1975 at Min.
Jerry Remy	May 31, 1977 at Cle.
Mario Guerrero	June 14, 1977 at Min.
Brian Downing	Apr. 15, 1979 at Oak.
Dan Ford	Aug. 10, 1979 vs. Sea.
Dickie Thon	May 28, 1980 vs. Tex.
Bobby Grich	July 13, 1980 at Tor.
Rick Burleson	June 3, 1981 at Det.
Rod Carew	Aug. 21, 1981 vs. Cle.
Don Baylor	Apr. 13, 1982 vs. Sea.
Rod Carew	Apr. 22, 1983 vs. Bal.
Juan Beniquez	May 29, 1984 at N.Y.
Bob Boone	June 17, 1988 at K.C.
Dave Winfield	Apr. 13, 1991 at Min.
Luis Polonia	May 13, 1991 at Cle.
Dave Gallagher	May 19, 1991 at Bal.
Luis Polonia	June 1, 1991 at Tor.
Dave Winfield	June 24, 1991 at K.C.
Tim Salmon	May 13, 1994 at Sea.
Chris Turner	July 5, 1994 at Bos.

Chili Davis	May 10, 1995 vs. Tex.
Tony Phillips	June 14, 1995 vs. Min.
Rex Hudler	May 26, 1996 vs. Bos.
Garret Anderson	Sept. 27, 1996 at Tex. (6)
Darin Erstad	June 9, 1998 at Ari.
Gary DiSaricina	June 13, 1998 at Tex.
Gary DiSaricina	Sept. 24, 1998 at Oak.
Randy Velarde	June 24, 1999 at Sea.
Mo Vaughn	June 24, 1999 at Sea.
Mo Vaughn	May 24, 2000 at Min.
Tim Salmon	July 19, 2002 vs. Sea.
Darin Erstad	Aug. 27, 2002 vs. T.B.
Eric Owens	Aug. 23, 2003 at Det.
Chone Figgins	May 14, 2004 at Bal.
Dave Eckstein	June 2, 2004 vs. Bos.
Jose Guillen	July 31, 2004 vs. Sea.
Chone Figgins	June 18, 2007 vs. Hou. (6)
Casey Kotchman	July 23, 2008 vs. Clew.
Kendry Morales	Aug. 28, 2009 vs. Oak.
Howie Kendrick	Aug. 25, 2010 vs. T.B.
Bobby Abreu	Apr. 3, 2011 at K.C.
Mark Trumbo	Sept. 10, 2013 at Tor.
Erick Aybar	July 3, 2015 at Tex.
C.J. Cron	July 2, 2016 at Bos. (6)
Carlos Perez	July 2, 2016 at Bos.
Yunel Escobar	July 26, 2016 at K.C.
Yunel Escobar	Aug. 17, 2016 vs. Sea.
Cameron Maybin	May 16, 2017 vs. CWS
Mike Trout	May 26, 2018 at NY (A.L.)
Mike Trout	Sept. 8, 2018 vs. CWS

Bold indicates club-record, six-hit game



OPPOSITE GRAND SLAMS (202)



- 1961 -** Al Smith at Chicago, June 13 (Ron Kline)
 Carroll Hardy (BOS) at Wrigley Field, Aug. 25 (Johnny James)
 Wayne Causey (KC) at Wrigley Field, July 31 (Jim Donohue)
 Al Smith at Chicago, Sept. 17 (Johnny James)
 Walt Bond (CLE) at Wrigley Field, Oct. 1 (Ryne Duren)
- 1962 -** Brooks Robinson (BAL) at Chavez Ravine, May 6 (Ken McBride)
 Ed Charles at Kansas City, May 26 (Dean Chance)
 Roger Maris (NY) at Chavez Ravine, Aug. 21 (Jack Springer)
- 1963 -** Joe Pepitone (NY) at Chavez Ravine, May 2 (Dean Chance)
 Dick Stuart at Boston, May 15 (Art Fowler)
 Don Zimmerman at Washington, July 7 (Paul Foytack)
 Lou Clinton (BOS) at Chavez Ravine, July 31 (Paul Foytack)
 Fred Whitfield at Anaheim Stadium, July 31 (Don Lee)
- 1964 -** Tony Oliva at Minnesota, May 7 (Jack Springer)
 Tony Conigliaro (BOS) at Chavez Ravine, June 3 (Dan Osinski)
 Lee Thomas at Boston, July 4 (Ken McBride)
 Rich Rollins at Minnesota, July 19 (Don Lee)
- 1965 -** NONE
- 1966 -** Mickey Mantle at New York, July 23 (Marcelino Lopez)
 Tom Tresh at New York, July 24 (Lew Burdette)
 Fred Valentine at Washington, July 27 (Clyde Wright)
- 1967 -** Curt Blefary (BAL) at Anaheim Stadium, June 6 (Lew Burdette)
 Paul Casanova at Washington, July 30 (Jim Coates)
- 1968 -** Tom McCraw (CHI) at Anaheim Stadium, May 7 (Sammy Ellis)
 Davey Johnson at Baltimore, June 5 (Clyde Wright)
 Ken Harrelson at Boston, June 13 (Andy Messersmith)
- 1969 -** Sal Bando at Oakland, Apr. 16 (George Brunet)
 Rick Monday (OAK) at Anaheim Stadium, Apr. 30 (George Brunet)
 Mickey Stanley at Detroit, July 13 (Andy Messersmith)
 Fred Talbot at Seattle, July 9 (Eddie Fisher)
- 1970 -** Brant Aleya (MIN) at Anaheim Stadium, Apr. 15 (Andy Messersmith)
 Rich Cardenas at Minnesota, Sept. 15 (Tom Bradley)
- 1971 -** Carlos May at Chicago, Sept. 18 (Tom Murphy)
- 1972 -** Eric Soderholm at Minnesota, June 26 (Eddie Fisher)
 John Briggs at Milwaukee, July 14 (Nolan Ryan)
 John Mayberry (KC) at Anaheim Stadium, Sept. 20 (Rudy May)
- 1973 -** **Danny Walton at Minnesota, Apr. 17 (Steve Barber)**
 Bobby Darin (MIN) at Anaheim Stadium, June 29 (Nolan Ryan)
 Jeff Burroughs at Texas, July 26 (Bill Singer)
 Dick Green (OAK) at Anaheim Stadium, Aug. 5 (Steve Barber)
Joe Lahoud (MIL) at Anaheim Stadium, Aug. 22 (Aurelio Montague)
- 1974 -** Jeff Burroughs (TEX) at Anaheim Stadium, Apr. 9 (Skip Lockwood)
 George Hendrick at Cleveland, Apr. 28 (Dick Selma)
 Bill Sudakis at Cleveland, July 13 (Dick Lange)
 Sal Bando at Oakland, June 24 (Barry Raziano)
 Hal McKrae at Kansas City, Sept. 7 (Chuck Dobson)
- 1975 -** Sal Bando at Oakland, May 7 (Chuck Dobson)
 Mike Cubbage (TEX) at Anaheim Stadium, June 20 (Bill Singer)
 Frank White (KC) at Anaheim Stadium, June 25 (Luis Quintana)
- 1976 -** Rod Carew at Minnesota, July 4 (Sid Monge)
 Charlie Spikes at Cleveland, July 22 (Frank Tanana)
- 1977 -** Bucky Dent at New York, May 3 (Mike Cuellar)
 Mike Jorgensen (OAK) at Anaheim Stadium, July 2 (Dave LaRoche)
 Ken Singleton (BAL) at Anaheim Stadium, Aug. 6 (Ken Brett)
 Pat Kelly at Baltimore, Aug. 29 (Nolan Ryan)
- 1978 -** Leon Roberts at Seattle, Aug. 12 (Chris Knapp)
- 1979 -** Lee May at Baltimore, May 5 (Don Aase)
 Andre Thornton at Cleveland, Sept. 1 (Jim Barr)
- 1980 -** NONE
- 1981 -** Roy Smalley (MIN) at Anaheim Stadium, Apr. 18 (Bill Travers)
 Doug DeCinces at Baltimore, Aug. 27 (Don Aase)
- 1982 -** Steve Kemp (CHI) at Anaheim Stadium, June 19 (Luis Sanchez)
- 1983 -** Tony Bernardz (SEA) at Anaheim Stadium, Aug. 13 (Ken Forsch)
- 1984 -** Kent Hrbek at Minnesota, Apr. 16 (John Curtis)
 Lloyd Moseby at Toronto, Apr. 20 (Mike Witt)
 Wayne Gross (BAL) at Anaheim Stadium, May 27 (Mike Witt)
 Dwight Evans at Boston, July 14 (Bruce Lange)
 Bill Buckner (BOS) at Anaheim Stadium, July 21 (Curt Kaufman)
 Randy Bush at Minnesota, July 28 (Jim Slaton)
 Chet Lemon (DET) at Anaheim Stadium, Aug. 26 (Curt Kaufman)
 Darryl Motley at Kansas City, Sept. 24 (Frank LaCorte)
- 1985 -** Dave Collins (OAK) at Anaheim Stadium, Aug. 17 (Mike Witt)
 Eddie Murray (BAL) at Anaheim Stadium, Aug. 26 (Alan Fowles)
- 1986 -** Jim Presley at Seattle, Apr. 8 (Ken Forsch)
 Danny Tartabull (SEA) at Anaheim Stadium, Apr. 15 (Don Sutton)
 Rich Gedman (BOS) at Anaheim Stadium, July 25 (Vern Ruhle)
 Pete Incaviglia (TEX) at Anaheim Stadium, Sept. 28 (Mike Witt)
- 1987 -** Tony Phillips (OAK) at Anaheim Stadium, Apr. 20 (Gary Lucas)
 Matt Nokes (DET) at Anaheim Stadium, Apr. 30 (Mike Cook)
 Tony Bernardz (CLE) at Anaheim Stadium, June 10 (John Candelaria)
 Mike Kingsry (SEA) at Anaheim Stadium, Aug. 2 (Kirk McCaskill)
 Mike Pagliarulo at New York, Sept. 4 (Kirk McCaskill)
- 1988 -** Mark McGwire at Oakland, Aug. 11 (DeWayne Buice)
Pete O'Brien (TEX) at Anaheim Stadium, Sept. 18 (Bryan Harvey)
- 1989 -** Jeffrey Leonard at Seattle, Apr. 14 (Mike Witt)
 Bo Jackson (KCT) at Anaheim Stadium, Sept. 17 (Willie Fraser)
- 1990 -** Darryl Hamilton at Milwaukee, July 8 (Mark Eichhorn)
- 1991 -** Randy Milligan at Baltimore, July 23 (Bryan Harvey)
 Craig Moberg (CHI) at Anaheim Stadium, Sept. 15 (Kyle Abbott)
 Tim Spehr at Kansas City, Sept. 29 (Jim Abbott)
- 1992 -** Timo Martinez (SEA) at Anaheim Stadium, Apr. 25 (Joe Grahe)
 Albert Belle at Cleveland, July 8 (Joe Grahe)
- 1993 -** Kirk Gibson (DET) at Anaheim Stadium, Apr. 9 (Scott Sanderson)
 Joe Carter at Toronto, June 8 (Darryl Scott)
 Juan Gonzales (TEX) at Anaheim Stadium, June 17 (Ken Patterson)
 George Bell (CHI) at Anaheim Stadium, June 20 (Russ Springer)
 Julio Franco at Texas, Aug. 10 (Phil Leftwich)
 Dave Henderson at Oakland, Oct. 1 (Mark Holzemmer)
- 1994 -** Matt Nokes at New York, Apr. 25 (Mark Leiter)
 Dick Schofield at Toronto, May 28 (Mark Langston)
 Kirk Gibson (DET) at Anaheim Stadium, June 1 (Mike Butcher)
Hubie Brooks at Kansas City, June 13 (Bob Patterson)
 Cal Ripken Jr. at Baltimore, July 3 (Brian Anderson)
- 1995 -** Reggie Jefferson (BOS) at Anaheim Stadium, May 26 (Mike Butcher)
 Mark McGwire at Oakland, June 30 (Lee Smith)
 Matt Mieske (MIL) at Anaheim Stadium, July 9 (Chuck Finley)
 Albert Belle at Cleveland, July 18 (Lee Smith)
 Mike Blowers (SEA) at Anaheim Stadium, Aug. 3 (Mike Butcher)
- 1996 -** Dan Wilson at Seattle, Apr. 16 (Jim Abbott)
 Mark McGwire at Oakland, May 1 (Phil Leftwich)
 Chuck Knoblauch at Minnesota, Aug. 5 (Mark Eichhorn)
 Geronimo Berroa (OAK) at Anaheim Stadium, June 27 (Shad Williams)
 Matt Stairs at Oakland, July 5 (Ryan Hancock)
 Tony Clark at Detroit, Aug. 1 (Greg Goff)
 Johnny Damon (KC) at Anaheim Stadium, Aug. 10 (Jim Abbott)
- 1997 -** Cal Ripken at Baltimore, May 6 (Pep Harris)
 Rich Aurilia (SF) at Anaheim Stadium, June 14 (Allen Watson)
 Marcus Grissom (CLE) at Anaheim Stadium, Aug. 27 (Allen Watson)
 Bobby Higginson at Detroit, Sept. 6 (Allen Watson)
 Steve Stevens (TEX) at Anaheim Stadium, Aug. 16 (Mike Holtz)
- 1998 -** Yamil Benitez at Arizona, June 9 (Chuck Finley)
- 1999 -** Brady Anderson (BAL) at Angel Stadium, May 27 (Mike Magnante)
 Devon White at Los Angeles, June 5 (Tim Belcher)
 Rafael Palmeiro at Texas, July 22 (Steve Sparks)
- 2000 -** Brad Fullmer at Toronto, Apr. 18 (Lou Pote)
 Darrin Fletcher at Toronto, Apr. 20 (Kent Mercker)
 Royce Clayton (TEX) at Angel Stadium, May 12 (Scott Schoeneweis)
 Ben Griever at Oakland, July 22 (Brian Cooper)
 Roberto Alomar (CLE) at Angel Stadium, Aug. 27 (Mark Petkovsek)
- 2001 -** John Olerud at Seattle, Apr. 21 (Jarrod Washburn)
Doug Mirabeli (BOS) at Angel Stadium, Aug. 24 (Scott Schoeneweis)
 Corey Koskie (MIN) at Angel Stadium, Sept. 8 (Pat Rapp)
- 2002 -** Mark McLemore at Seattle, Apr. 22 (Scott Schoeneweis)
 Rubi Ibanez at Kansas City, July 14 (Ramón Ortiz)
- 2003 -** Vernon Wells at Toronto, May 3 (Ben Weber)
 Brian Roberts (BAL) at Angel Stadium, May 22 (Troy Percival)
 Brian Roberts at Baltimore, May 28 (Ramón Ortiz)
 Jose Reyes (NYM) at Angel Stadium, June 15 (Jarrod Washburn)
 Bret Boone at Seattle, June 17 (Kevin Appier)
 Tony Batista at Baltimore, July 18 (Jarrod Washburn)
 David Segui at Baltimore, July 20 (Francisco Rodriguez)
 Randy Winn at Seattle, Sept. 13 (Francisco Rodriguez)
 Miguel Tejada (OAK) at Angel Stadium, Aug. 15 (Ramón Ortiz)
 Hank Blalock at Texas, Sept. 20 (Aaron Sele)
- 2004 -** Brandon Inge at Detroit, Apr. 27 (Scott Shields)
- 2005 -** Alex Rodriguez at New York (A.L.), Apr. 26 (Bartolo Colon)
 Randy Winn (SEA) at Angel Stadium, July 8 (Joel Peralta)
 Miguel Tejada at Baltimore, Aug. 23 (Francisco Rodriguez)
- 2006 -** Nick Swisher at Oakland, Apr. 22 (Jeff Weaver)
 Travis Hafner at Cleveland, June 3 (Brandon Donnelly)
 Richie Sexson (SEA) at Angel Stadium, June 10 (John Lackey)
 Ben DeRoosa (TEX) at Angel Stadium, Aug. 4 (John Lackey)
 Nelson Cruz at Texas, Aug. 16 (Kevin Gregg)
- 2007 -** **Mark DeRoosa (SEA) at Angel Stadium, Apr. 21 (Scott Shields)**
 David Ortiz at Boston, Aug. 18 (Jered Weaver)
 Hank Blalock (TEX) at Angel Stadium, Sept. 2 (Scott Shields)
- 2008 -** Ben Broussard (TEX) at Angel Stadium, Apr. 4 (Dustin Moseley)
 Carlos Quentin (CWS) at Angel Stadium, May 14 (Scott Shields)
 Mark Ellis at Oakland, June 8, 2008 (walk-off, Chris Boettcher)
- 2009 -** Ichiro Suzuki at Seattle, Apr. 15 (Jason Bulger)
 Jason Kubel at Minnesota, Apr. 17 (Jason Bulger)
 Clete Thomas at Detroit, June 7 (Jason Bulger)
- 2010 -** Brennan Boesch at Detroit, Apr. 30 (Joel Pinediro)
 Brad Penny at St. Louis, May 21 (Joel Pinediro)
 Ryan Brann (MIL) at Angel Stadium, June 14 (Joe Saunders)
 Vladimir Guerrero (TEX) at Angel Stadium, June 30 (Scott Kazmir)
 Rajai Davis at Oakland, July 10 (Scott Kazmir)
 Marco Scutaro (BOS) at Angel Stadium, July 28 (Francisco Rodriguez)
 Ryan Kalish at Boston, Aug. 17 (Jered Weaver)
 Lou Lomon (CLE) at Angel Stadium, Sept. 7 (Francisco Rodriguez)
- 2011 -** Conor Jackson at Oakland, July 17 (Joel Pinediro)
 Michael Cuddyer (MIN) at Angel Stadium, Aug. 3 (Hisanori Takahashi)
 Robinson Cano at New York (A.L.), Aug. 11 (Scott Downs)
 Adam Lind at Toronto, Aug. 13 (Jered Weaver)
 David Murphy at Texas, Aug. 26 (Dan Haren)
- 2012 -** Nelson Cruz at Texas, May 13 (Jered Weaver)
- 2013 -** Chris Herrmann (MIN) at Angel Stadium, July 23 (Ernesto Frieri)
 Alfonso Soriano at New York (A.L.), Aug. 14 (Jered Weaver)
 Anthony Gose at Toronto, Sept. 9 (Jerome Williams)
 Matt Dominguez at Houston, Sept. 13 (Corey Rasmus)
- 2014 -** Brandon Moss at Oakland, May 30 (Garrett Richards)
 Nick Swisher at Cleveland, June 19 (Ernesto Frieri)
 Omar Infante at Kansas City, June 27 (Matt Shoemaker)
 Chris Carter (HOU) at Angel Stadium, July 5 (Hector Santiago)
- 2015 -** Yan Gomes at Cleveland, May 29 (Joe Smith)
 Abraham Almonte at Cleveland, May 30 (Jered Weaver)
- 2016 -** Ian Kinsler (DET) at Angel Stadium, May 31 (Cam Bedrosian)
 Coco Crisp (OAK) at Angel Stadium, June 26 (Hector Santiago)
 Seth Smith (SEA) at Angel Stadium, Sept. 13 (Mike Morin)
- 2017 -** Bradley Zimmer at Cleveland, July 25 (Jesse Chavez)
 Edwin Encarnacion at Cleveland, July 25 (Bud Norris)
 Steve Pearce at Toronto, July 30 (Bud Norris)
 Manny Machado (BAL) at Angel Stadium, Aug. 7 (J.C. Ramirez)
 Manny Machado at Baltimore, Aug. 18 (Keynan Middleton)
- 2018 -** Rafael Devers (BOS) at Angel Stadium, April 18 (Tyler Skaggs)
 Daniel Robertson (TB) at Angel Stadium, July 21 (Andrew Heaney)
 James McCann at Detroit, May 28 (Tyler Skaggs)
 George Springer (HOU) at Angel Stadium, July 21 (Noe Ramirez)
 Marwin Gonzalez (HOU) at Angel Stadium, Aug. 24 (Andrew Heaney)
 DJ LeMahieu (COL) at Angel Stadium, Aug. 27 (Jim Johnson)
 Yuli Gurriel at Houston, Sept. 21 (Andrew Heaney)
 Alex Bregman (HOU) at Estadio de Beisbol Monterrey, May 5 (Cam Bedrosian)
 James McCann (CWS) at Angel Stadium, Aug. 16 (Ty Buttrey)
- BOLD - Pinch-hit Grand Slam**

CLUB HISTORY





ANGELS MISC. HOME RUNS

PINCH-HIT HOME RUNS [138]

- 1961 — (7).....Steve Bilko, Ken Hunt, Ted Kluszewski, Albie Pearson, Del Rice, Lee Thomas and Leon Wagner
- 1962 — (5).....Earl Averill, Tom Burgess, Ed Sadowski, Tom Satriano and Leon Wagner
- 1963 — (2).....Hank Foiles and Frank Kostró
- 1964 — (2).....Jim Fregosi and Tom Satriano
- 1965 — (1).....Julio Gotay
- 1966 — (4).....Joe Adcock (3) and Jose Cardenal
- 1967 — (3).....Jimmie Hall, Jay Johnstone and John Werhas
- 1968 — (2).....Ed Kirkpatrick and Roger Repoz
- 1969 — (1).....Billy Cowan
- 1970 — (2).....Billy Cowan and Jay Johnstone
- 1971 — (4).....Jim Fregosi, Syd O'Brien, Roger Repoz and Tom Reynolds
- 1972 — (3).....Jack Hiatt, Syd O'Brien and John Stephenson
- 1973 — (3).....Mike Epstein, Winston Lenas and Frank Robinson
- 1974 — (2).....Charlie Sands and Winston Lenas
- 1975 — (1).....Adrian Garrett
- 1976 — (1).....Ron Jackson
- 1977 — (3).....Ike Hampton and Tony Solaita (2)
- 1978 — (2).....Merv Rettenmund and Joe Rudi
- 1980 — (2).....Al Cowens and Jason Thompson
- 1981 — NONE
- 1982 — (1).....Rod Carew
- 1983 — (4).....Daryl Sconiers (2), Rob Wilfong and Reggie Jackson
- 1984 — (3).....Jerry Narron (2) and Daryl Sconiers
- 1985 — (2).....Juan Beniquez and Jerry Narron
- 1986 — (4).....Ruppert Jones (2), Bobby Grich and Mark Ryal
- 1987 — (9).....George Hendrick (3), Jack Howell (2), Ruppert Jones (2) and Mark Ryal (2)
- 1988 — (3).....Tony Armas, George Hendrick and Johnny Ray
- 1989 — (1).....Claudell Washington
- 1990 — (2).....Jack Howell and Dave Winfield
- 1991 — (2).....Bobby Rose and Max Venable

- 1992 — (3).....Bobby Rose, Gary Gaetti and Damion Easley
- 1993 — (3).....Torey Lovullo and Greg Myers (2)
- 1994 — (2).....Dwight Smith and Bo Jackson
- 1995 — (1).....Eduardo Perez
- 1996 — (7).....Jack Howell (4), Mike Aldrete (2) and Jim Edmonds
- 1997 — NONE
- 1998 — NONE
- 1999 — (2).....Todd Greene and Matt Luke
- 2000 — (2).....Scott Spiezio (2)
- 2001 — (4).....Shawn Wooten (2), Orlando Palmeiro and Bengie Molina
- 2002 — (2).....Jeff DaVanon and Julio Ramirez
- 2003 — (1).....Adam Kennedy
- 2004 — (2).....Shane Halter and Andres Galarraga
- 2005 — (1).....Dallas McPherson
- 2006 — (4).....Tim Salmon (2), Robb Quinlan and Dallas McPherson
- 2007 — (2).....Robb Quinlan and Brandon Wood
- 2008 — NONE
- 2009 — (2).....Gary Matthews Jr. and Kendrys Morales
- 2010 — NONE
- 2011 — (2).....Russell Branyan (2)
- 2012 — (2).....Alberto Callaspo and Kendrys Morales
- 2013 — (3).....Hank Conger, Grant Green and Chris Iannetta
- 2014 — (1).....David Freese
- 2015 — (2).....C.J. Cron and Jett Bandy
- 2016 — (1).....Jeffrey Marte
- 2017 — (1).....C.J. Cron
- 2018 — (5).....Jose Briceño (2), Jeffery Marte, Shohei Ohtani (2)
- 2019 — (2).....Brian Goodwin, Jared Walsh

BOLD - Grand Slam

INSIDE-THE-PARK HOME RUNS [27]

- 1962 — Jim Fregosi, Sept. 19 vs. Baltimore (Steve Barber)
- 1963 — Jim Fregosi, Sept. 6 vs. Kansas City (Dave Wickersham)
- 1964 — Buck Rodgers, Sept. 7 vs. Boston (Dick Radatz)
- 1966 — Paul Schaal, Aug. 2 vs. New York (Hal Reniff)
- Jose Cardenal, Aug. 30 vs. Boston (Roland Sheldon)
- 1967 — Rick Reichardt, June 25 at Kansas City (John Odum)
- Jose Cardenal, Aug. 13 at Boston (Jim Lonborg)
- 1969 — Sandy Alomar, June 23 vs. Minnesota (Dick Woodson)
- Rick Reichardt, Sept. 24 vs. Seattle (Gene Brabender)
- 1971 — Ken McMullen, Sept. 5 at Milwaukee (Skip Lockwood)
- 1972 — Leo Cardenas, July 15 at Milwaukee (Gary Ryerson)
- 1973 — Rudy Meoli, July 28 at Kansas City (Gene Garber)
- 1976 — Dave Collins, Sept. 23 vs. Texas (Tommy Boggs)
- 1977 — Bobby Bonds, Aug. 3 vs. New York (Ron Guidry)
- 1983 — Gary Pettis, Sept. 27 vs. Toronto (Luis Leal)
- 1984 — Rob Picciolo, July 4 at Toronto (Dave Stieb)
- 1987 — Gary Pettis, Apr. 22 vs. Oakland (Curt Young)
- 1990 — Luis Polonia, Aug. 14 vs. New York (Tim Leary)
- 1991 — Luis Polonia, Aug. 9 vs. Oakland (Dave Stewart)
- 1996 — Darin Erstad, Sept. 6 at Minnesota (Brad Radke)
- 1997 — Darin Erstad, May 24 at Toronto (Woody Williams)
- 2006 — Vladimir Guerrero, May 26 vs. Baltimore (Todd Williams)
- Dallas McPherson, June 17 vs. San Diego (Jake Peavy)
- Chone Figgins, Sept. 29 vs. Oakland (Kiko Calero)
- 2007 — Gary Matthews Jr., June 17 at Los Angeles-NL (Brett Tomko)
- 2012 — Peter Bourjos, Apr. 11 at Minnesota (Carl Pavano)
- 2019 — Tommy La Stella, June 25 vs. Cincinnati (Tyler Mahle)

HOME RUN IN FIRST AT-BAT AS ANGEL [10]

- Ted Kluszewski, Apr. 11, 1961
- Bob Cerv, Apr. 11, 1961
- Don Rose, May 24, 1972 (1st Major League at-bat)
- Frank Robinson, Apr. 6, 1973
- Dave Machermer, June 21, 1978 (1st Major League at-bat)
- Mark Ryal, Sept. 2, 1986
- Claudell Washington, Apr. 4, 1989
- Dave Parker, Apr. 9, 1991
- Von Hayes, Apr. 7, 1992
- Mike Napoli, May 4, 2006 (1st Major League at-bat)

HOME RUN IN FIRST GAME AS ANGEL [31]

- Ted Kluszewski, April 11, 1961
- Bob Cerv, April 11, 1961
- Lou Clinton, June 5, 1964
- Vic Power, June 14, 1964
- Don Mincher, April 11, 1967
- Woodie Held, June 16, 1967
- Ken McMullen, April 28, 1970
- Billy Parker, Sept. 9, 1971
- Bob Oliver, May 7, 1972
- Frank Robinson, April 6, 1973
- Richie Scheinblum, June 16, 1973
- Orlando Alvarez, May 13, 1976
- Joe Rudi, April 6, 1977
- Dave Machermer, June 21, 1978
- Dave Skaggs, May 14, 1980
- Mark Ryal, Sept. 2, 1986
- Claudell Washington, April 4, 1989
- Dave Parker, April 9, 1991
- Von Hayes, April 7, 1992
- Rene Gonzales, April 12, 1992
- J.T. Snow, April 6, 1993
- Eduardo Perez, July 27, 1993
- Andy Allanson, April 26, 1995
- Mike Napoli, May 4, 2006
- Kendrys Morales, May 23, 2006
- Hideki Matsui, April 5, 2010
- Paul McNulty, July 4, 2010
- Carlos Perez, May 5, 2015
- Zack Cozart, Mar. 29, 2018
- Jose Briceño, May 26, 2018
- Francisco Arcia, July 26, 2018

CLUB HISTORY



Hideki Matsui homers Opening Day, April 5, 2010 vs. Minn.

ANGELS IN INTERLEAGUE PLAY



N.L. WEST				
ARIZONA DIAMONDBACKS				
YEAR	HOME	ROAD	TOTALS	
1998	0-0	2-1	2-1	
1999	1-2	0-0	1-2	
2000	0-0	1-2	1-2	
2001	1-2	0-0	1-2	
2006	0-0	2-1	2-1	
2009	3-0	3-0	3-0	
2012	2-1	0-0	2-1	
2015	1-1	1-1	2-2	
2018	1-1	0-2	1-3	
TOTALS	6-7	9-7	15-14	

COLORADO ROCKIES				
YEAR	HOME	ROAD	TOTALS	
1997	0-2	1-1	1-3	
1998	3-0	0-0	3-0	
1999	0-0	2-1	2-1	
2000	3-0	0-0	3-0	
2001	0-0	3-0	3-0	
2006	1-2	0-0	1-2	
2009	2-1	0-0	2-1	
2010	2-1	0-0	2-1	
2012	0-0	3-0	3-0	
2015	2-0	2-0	4-0	
2018	1-1	1-1	2-2	
TOTALS	14-7	12-3	26-10	

LOS ANGELES DODGERS				
YEAR	HOME	ROAD	TOTALS	
1997	0-2	0-2	0-4	
1998	2-0	1-1	3-1	
1999	1-2	1-2	2-4	
2000	2-1	3-1	4-2	
2001	2-1	2-1	4-2	
2002	2-1	1-2	3-3	
2003	3-0	1-2	4-2	
2004	1-2	2-1	3-3	
2005	2-0	2-1	4-1	
2006	2-1	0-3	2-4	
2007	3-0	2-1	5-1	
2008	2-1	1-2	3-3	
2009	1-2	2-1	3-3	
2010	2-1	3-0	5-1	
2011	2-1	2-1	4-2	
2012	2-1	2-1	4-2	
2013	2-0	0-2	2-2	
2014	0-2	1-1	1-3	
2015	1-2	0-3	1-5	
2016	2-0	1-1	3-1	
2017	1-1	1-1	2-2	
2018	2-1	1-2	3-3	
2019	2-0	2-0	4-0	
TOTALS	40-22	30-32	70-54	

SAN DIEGO PADRES				
YEAR	HOME	ROAD	TOTALS	
1997	1-1	1-1	2-2	
1998	0-0	1-2	1-2	
1999	0-3	0-0	0-3	
2000	0-0	2-1	2-1	
2001	2-1	0-0	2-1	
2006	1-2	0-0	1-2	
2009	3-0	0-0	3-0	
2012	0-0	1-2	1-2	
2015	1-2	0-0	1-2	
2018	0-0	3-0	3-0	
TOTALS	8-9	8-6	16-15	

SAN FRANCISCO GIANTS				
YEAR	HOME	ROAD	TOTALS	
1997	0-2	1-1	1-3	
1998	1-2	0-0	1-2	
1999	0-0	1-2	1-2	
2000	2-1	0-0	2-1	
2001	0-0	0-3	0-3	
2006	0-0	1-2	1-2	
2009	3-0	3-0	3-0	
2012	2-1	0-0	2-1	
2015	0-0	0-3	0-3	
2018	1-2	0-0	1-2	
TOTALS	6-8	6-11	12-19	

N.L. CENTRAL				
CHICAGO CUBS				
YEAR	HOME	ROAD	TOTALS	
2004	1-2	0-0	1-2	
2010	0-0	2-1	2-1	
2013	1-1	1-1	2-2	
2016	0-2	0-2	0-4	
2019	0-0	1-2	1-2	
TOTALS	2-5	4-6	6-11	

CINCINNATI REDS				
YEAR	HOME	ROAD	TOTALS	
2002	2-1	0-0	2-1	
2007	0-0	2-1	2-1	
2013	0-0	1-2	1-2	
2016	3-0	0-0	3-0	
2019	2-0	0-2	2-2	
TOTALS	7-1	3-5	10-6	

HOUSTON ASTROS				
YEAR	HOME	ROAD	TOTALS	
2004	0-0	1-2	1-2	
2007	2-1	0-0	2-1	
TOTALS	2-1	1-2	3-3	

MILWAUKEE BREWERS				
YEAR	HOME	ROAD	TOTALS	
2002	0-0	3-0	3-0	
2004	1-2	0-0	1-2	
2010	1-2	0-0	1-2	
2013	0-0	3-0	3-0	
2016	0-0	1-2	1-2	
2019	3-0	0-0	3-0	
TOTALS	5-4	7-2	12-6	

PITTSBURGH PIRATES				
YEAR	HOME	ROAD	TOTALS	
2002	2-1	0-0	2-1	
2004	0-0	1-2	1-2	
2007	3-0	0-0	3-0	
2012	0-3	0-0	0-3	
2016	0-0	2-1	2-1	
2019	1-2	0-0	1-2	
TOTALS	6-6	3-3	9-9	

ST. LOUIS CARDINALS				
YEAR	HOME	ROAD	TOTALS	
2002	0-0	1-2	1-2	
2007	0-0	2-1	2-1	
2010	0-0	1-2	1-2	
2013	2-1	0-0	2-1	
2016	0-3	0-0	0-3	
2019	0-0	1-2	1-2	
TOTALS	2-4	5-7	7-11	

N.L. EAST				
ATLANTA BRAVES				
YEAR	HOME	ROAD	TOTALS	
2005	0-0	2-1	2-1	
2008	1-2	0-0	1-2	
2011	2-1	0-0	2-1	
2014	0-0	1-2	1-2	
2017	2-1	0-0	2-1	
TOTALS	5-4	3-3	8-7	

MIAMI MARLINS				
YEAR	HOME	ROAD	TOTALS	
2003	0-0	2-1	2-1	
2005	2-1	0-0	2-1	
2011	0-0	2-1	2-1	
2014	2-1	0-0	2-1	
2017	0-0	1-2	1-2	
TOTALS	4-2	5-4	9-6	

NEW YORK METS				
YEAR	HOME	ROAD	TOTALS	
2003	1-2	0-0	1-2	
2005	0-0	2-1	2-1	
2008	1-2	0-0	1-2	
2011	0-0	2-1	2-1	
2014	2-1	0-0	2-1	
2017	0-0	1-2	1-2	
TOTALS	4-5	5-4	9-9	

PHILADELPHIA PHILLIES				
YEAR	HOME	ROAD	TOTALS	
2003	2-1	0-0	2-1	
2008	0-0	3-0	3-0	
2014	2-0	2-0	4-0	
2017	3-0	0-0	3-0	
TOTALS	7-1	5-0	12-1	

WASHINGTON NATIONALS				
YEAR	HOME	ROAD	TOTALS	
2003*	0-0	2-1	2-1	
2005	1-2	0-0	1-2	
2008	0-0	2-1	2-1	
2011	3-0	0-0	3-0	
2014	0-0	2-1	2-1	
2017	1-1	1-1	2-2	
TOTALS	5-3	7-4	12-7	

* vs. Montreal Expos (in San Juan, PR)

BY DIVISION				
DIVISION	HOME	ROAD	TOTAL	
N.L. West	74-53	65-59	139-112	
N.L. Central	24-1	23-25	47-46	
N.L. East	25-15	25-15	50-30	
TOTALS	123-89	113-99	236-188	

BY YEAR				
YEAR	HOME	ROAD	TOTAL	
1997	1-7	4-5	4-12	
1998	6-2	4-4	10-6	
1999	2-7	4-5	6-12	
2000	7-2	5-4	12-6	
2001	5-4	5-4	10-8	
2002	6-3	5-4	11-7	
2003	5-3	5-4	10-7	
2004	3-6	4-5	7-11	
2005	6-3	6-3	12-6	
2006	4-5	3-6	7-11	
2007	8-1	6-3	14-4	
2008	4-5	6-3	10-8	
2009	6-3	8-1	14-4	
2010	5-4	6-3	11-7	
2011	7-2	6-3	13-5	
2012	6-3	6-3	12-6	
2013	5-5	5-5	10-10	
2014	6-4	6-4	12-8	
2015	5-5	7-7	12-12	
2016	5-5	4-6	9-11	
2017	7-3	4-6	11-9	
2018	5-5	5-5	10-10	
2019	8-2	4-6	12-8	
TOTALS	123-89	113-99	236-188	

CLUB HISTORY



SERIES SWEEPS

3-GAME

4-GAME

3-GAME				4-GAME				
BALTIMORE	TOT.	W/L	H/R	LAST TIME	TOT.	W/L	H/R	LAST TIME
	10	W	H	May 1-3, 2018	0	W	H	—
	11	L	H	Aug 27-29, 2010	0	L	H	—
	2	W	R	Aug 19-21, 2011	0	W	R	—
	10	L	R	Aug 3-5, 2010	2	L	R	July 17-20, 2003
BOSTON	TOT.	W/L	H/R	LAST TIME	TOT.	W/L	H/R	LAST TIME
	13	W	H	Aug 28-30, 2012	1	W	H	July 17-20, 2015
	12	L	H	Apr 17-19, 2018	1	L	H	June 12-15, 1980
	4	W	R	Aug 21-23, 2012	2	R	R	Aug 19-21, 2014
	16	L	R	June 26-28, 2018	3	L	R	Apr 21-24, 2011
CHICAGO (AL)	TOT.	W/L	H/R	LAST TIME	TOT.	W/L	H/R	LAST TIME
	11	W	H	May 15-17, 2017	1	W	H	Sept. 28-Oct 1, 1970
	9	L	H	Sept. 24-26, 2010	1	L	H	Sept. 22-25, 1983
	7	W	R	Sept. 7-9, 2018	1	W	R	July 28-31, 1988
	11	L	R	Aug. 10-12, 2015	4	L	R	July 5-8, 2010
CLEVELAND	TOT.	W/L	H/R	LAST TIME	TOT.	W/L	H/R	LAST TIME
	12	W	H	Apr. 28-30, 2014	2	W	H	May 13-16, 1982
	13	L	H	Sept. 9-11, 2019	0	L	H	—
	4	W	R	Sept. 3-5, 2004	2	W	R	July 28-30, 1997
	5	L	R	Aug. 2-4, 2019	6	L	R	Aug. 30-Sept. 2, 1999
COLORADO	TOT.	W/L	H/R	LAST TIME	TOT.	W/L	H/R	LAST TIME
	2	W	H	July 7-9, 2000	0	W	H	—
	0	L	H	—	0	L	H	—
	2	W	R	June 8-10, 2012	0	W	R	—
	0	L	R	—	0	L	R	—
DETROIT	TOT.	W/L	H/R	LAST TIME	TOT.	W/L	H/R	LAST TIME
	12	W	H	Aug. 6-8, 2018	4	W	H	May 28-31, 1915
	8	L	H	Aug. 16-18, 1993	0	L	H	—
	4	W	R	June 25-27, 2013	1	W	R	July 13-16, 1995
	12	L	R	Apr. 30-May 2, 2010	1	L	R	July 1-4, 1968
HOUSTON	TOT.	W/L	H/R	LAST TIME	TOT.	W/L	H/R	LAST TIME
	0	W	H	—	1	W	H	July 3-6, 2014
	1	L	H	Aug. 24-26, 2018	1	L	H	May 31-June 3, 2013
	1	W	R	June 28-30, 2013	0	W	R	—
	5	L	R	Aug. 23-25, 2019	0	L	R	—
KANSAS CITY	TOT.	W/L	H/R	LAST TIME	TOT.	W/L	H/R	LAST TIME
	12	W	H	June 4-6, 2018	0	W	H	—
	8	L	H	June 25-27, 2007	3	L	H	May 6-9, 1996
	9	W	R	April 12-14, 2018	2	W	R	May 23-26, 2013
	8	L	R	Apr. 14-16, 2017	0	L	R	—
LOS ANGELES	TOT.	W/L	H/R	LAST TIME	TOT.	W/L	H/R	LAST TIME
	3	W	H	May 18-20, 2007	0	W	H	—
	0	L	H	—	0	L	H	—
	1	W	R	June 11-13, 2010	0	W	R	—
	2	L	R	July 31-Aug. 2, 2015	0	L	R	—
MILWAUKEE	TOT.	W/L	H/R	LAST TIME	TOT.	W/L	H/R	LAST TIME
	10	W	H	Apr. 8-10, 2019	0	W	H	—
	4	L	H	Sept. 19-21, 1988	0	L	H	—
	1	W	R	Aug. 30-Sept. 1, 2013	1	W	R	July 27-30, 1995
	5	L	R	May 9-11, 1997	0	L	R	—
MINNESOTA	TOT.	W/L	H/R	LAST TIME	TOT.	W/L	H/R	LAST TIME
	14	W	H	June 24-26, 2014	0	W	H	—
	10	L	H	May 20-21, 23, 2019	1	L	H	Sept. 22-25, 1988
	10	W	R	July 31-Aug. 2, 2009	2	W	R	—
	8	L	R	Apr. 17-19, 2009	2	L	R	Sept. 4-7, 2014
NEW YORK (AL)	TOT.	W/L	H/R	LAST TIME	TOT.	W/L	H/R	LAST TIME
	9	W	H	July 10-12, 2009	0	W	H	—
	8	L	H	Apr. 27-29, 2018	2	L	H	July 21-24, 1994
	6	W	R	May 25-27, 2007	0	W	R	—
	7	L	R	June 5-7, 2015	5	L	R	July 22-25, 1993
OAKLAND	TOT.	W/L	H/R	LAST TIME	TOT.	W/L	H/R	LAST TIME
	12	W	H	Aug. 28-30, 2017	5	W	H	Aug 28-31, 2014
	7	L	H	Apr. 9-11, 2013	3	L	H	Oct. 4-7, 2001
	8	W	R	Sept. 3-5, 2012	1	W	R	July 10-13, 1997
	13	L	R	Sept. 3-5, 2019	2	L	R	Apr. 18-20, 1980
PHILADELPHIA	TOT.	W/L	H/R	LAST TIME	TOT.	W/L	H/R	LAST TIME
	1	W	H	Aug. 1-3, 2017	0	W	H	—
	1	L	H	June 20-23, 2008	0	L	H	—
	0	W	R	—	0	W	R	—
	0	L	R	—	0	L	R	—
PITTSBURGH	TOT.	W/L	H/R	LAST TIME	TOT.	W/L	H/R	LAST TIME
	1	W	H	June 22-24, 2007	0	W	H	—
	1	L	H	June 21-23, 2013	0	L	H	—
	0	W	R	—	0	W	R	—
	0	L	R	June 12-14, 2001	0	L	R	—
SAN DIEGO	TOT.	W/L	H/R	LAST TIME	TOT.	W/L	H/R	LAST TIME
	1	W	H	June 12-14, 2009	0	W	H	—
	1	L	H	July 18-20, 1999	0	L	H	—
	1	W	R	Aug. 13-15, 2018	0	W	R	—
	0	L	R	—	0	L	R	—
SAN FRANCISCO	TOT.	W/L	H/R	LAST TIME	TOT.	W/L	H/R	LAST TIME
	0	W	H	—	0	W	H	—
	1	L	H	—	0	L	H	—
	1	W	R	June 15-17, 2009	0	W	R	—
	2	L	R	May 1-3, 2015	0	L	R	—
SEATTLE	TOT.	W/L	H/R	LAST TIME	TOT.	W/L	H/R	LAST TIME
	10	W	H	July 12-14, 2019	4	W	H	July 7-10, 2011
	8	L	H	June 11-13, 2018	2	L	H	July 7-10, 2005
	11	W	R	June 4-6, 2010	3	W	R	Apr. 19-23, 2017
	6	L	R	Sept. 26-28, 2014	1	L	R	Apr. 19-22, 2001
TAMPA BAY	TOT.	W/L	H/R	LAST TIME	TOT.	W/L	H/R	LAST TIME
	4	W	H	Aug. 10-12, 2009	1	W	H	May 6-9, 2004
	2	L	H	July 31-Aug. 2, 2018	1	L	H	Aug. 16-19, 2012
	3	W	R	July 14-16, 2006	0	W	R	—
	3	L	R	Apr. 24-26, 2012	0	L	R	—
TEXAS	TOT.	W/L	H/R	LAST TIME	TOT.	W/L	H/R	LAST TIME
	17	W	H	Sept. 24-26, 2018	0	W	H	—
	5	L	H	Aug. 5-7, 2013	0	L	H	—
	11	W	R	April 9-11, 2018	1	W	R	July 10-13, 2014
	10	L	R	Apr. 15-17, 2019	4	L	R	Sept. 26-29, 2013
TORONTO	TOT.	W/L	H/R	LAST TIME	TOT.	W/L	H/R	LAST TIME
	6	W	H	Apr. 30-May 2, 2019	0	W	H	—
	3	L	H	Aug 21-23, 2015	0	L	H	—
	7	W	R	Sept. 10-12, 2013	0	W	R	—
	10	L	R	July 26-28, 2005	2	L	R	July 3-6, 1992
WASHINGTON	TOT.	W/L	H/R	LAST TIME	TOT.	W/L	H/R	LAST TIME
	1	W	H	June 27-29, 2011	0	W	H	—

CLUB HISTORY

MARATHONS IN ANGELS HISTORY



[14 INNINGS-OR-MORE]

DATE	OPPONENT	H/A	INNINGS	SCORE	WINNER	LOSER
4/13/82 **	Seattle	H	20	4-3	Sanchez	Nelson
7/ 9/71	Oakland	A	20	0-1	Knowles	Queen
8/9/14	Boston	H	19	5-4	Shoemaker	Workman
4/29/13	Oakland	A	19	8-10	Blevins	Enright
7/28/05	Toronto	A	18	1-2	Walker	Shields
6/8/04	Milwaukee	H	17	0-1	Kinney	Ortiz
9/21/89	Cleveland	A	17	4-5	Bailes	Monteleone
9/10/88	Texas	A	17	2-3	Vande Berg	Cook
5/31/66	Cleveland	H	17	5-7	Hargan	Chance
7/25/19	Baltimore	H	16	8-10	Scott	Canning
7/18/14	Seattle	H	16	3-2	Santiago	Leone
9/8/10 **	Cleveland	H	16	4-3	Palmer	Ambriz
7/6/90	Milwaukee	A	16	9-8	Minton	Edens
7/22/89	Detroit	H	16	5-4	Petry	Hudson
7/7/86	Milwaukee	A	16	3-1	Forster	Plesac
4/8/82	Oakland	A	16	8-6	Sanchez	Jones
7/24/78	Cleveland	A	16	5-4	Griffin	Kern
9/22/75	Chicago	H	16	3-0	Kirkwood	Gossage
7/8/72	Boston	H	16	4-3	Barber	Lee
8/1/71	Detroit	A	16	3-4	Niekro	Allen
5/11/70	Boston	H	16	2-1	LaRoche	Brett
4/24/64	Cleveland	H	16	2-5	McMahon	Fowler
8/3/63	Chicago	H	16	6-5	Foytack	Fisher
8/30/19	Boston	H	15	6-7	Cashner	Cahill
9/6/08	Chicago (A.L.)	R	15	6-7	Wasserman	Speier
6/13/04	Chicago (N.L.)	H	15	5-6	Leicester	Hensley
9/7/97	Detroit	A	15	5-4	Hasegawa	Dishman
9/27/96	Texas	A	15	4-3	Harris	Whiteside
9/2/92	Cleveland	H	15	3-2	Lewis	Lilliquist
9/13/86	Chicago	A	15	3-2	Lucas	Dawley
6/4/85	Baltimore	A	15	6-5	Cliburn	Dixon
4/30/85	Boston	H	15	3-2	Cliburn	Ojeda
6/12/83	Toronto	H	15	5-6	Clarke	C. Brown
8/7/80	Minnesota	H	15	4-2	Hassler	Williams
8/27/76	New York	H	15	0-5	Jackson	Monge
7/28/76	Kansas City	H	15	2-3	Gura	Kirkwood
8/19/75	Milwaukee	H	15	5-4	Scott	Austin
6/14/74	Boston	H	15	4-3	Raziano	Tiant
6/14/71	Boston	H	15	3-4	Lyle	Fisher
8/21/68	Baltimore	H	15	3-4	Brabender	Pattin
6/6/64	New York	H	15	0-2	Stafford	Smith
4/24/63	Detroit	A	15	3-4	Anderson	Grba
4/13/63	Chicago	H	15	1-0	Navarro	Peters
4/22/19	New York (A.L.)	H	14	3-4	Holder	Bard
6/10/14	Oakland	H	14	2-1	Rasmus	Francis
8/20/13	Cleveland	H	14	1-4	Carrasco	Blanton
4/9/11	Toronto	H	14	6-5	Haren	Rauch
9/10/10 **	Seattle	H	14	4-3	Thompson	Sweeney
6/5/03	Montreal	R	14	7-8	Eischen	Callaway
4/27/03	Boston	H	14	4-6	Mendoza	Callaway
4/28/02	Toronto	H	14	8-5	Lukasiewicz	Borbon
6/13/97	San Diego	A	14	7-8	Bochtler	Hasegawa
5/8/96	Kansas City	H	14	1-3	Pichardo	Eichhorn
7/11/93	New York	H	14	3-2	Linton	Monteleone
5/24/93	Seattle	A	14	3-4	Henry	Crim
8/9/92	Chicago	H	14	8-12	Pall	Bailes
9/10/89	Boston	H	14	2-1	McClure	Lamp
6/21/89	Toronto	H	14	1-6	Minton	Henke
9/10/86	Cleveland	A	14	7-6	Finley	Yett
6/28/85	Kansas City	A	14	4-5	Quisenberry	Corbett
6/26/84	Texas	A	14	3-2	Kison	Jones
9/14/83	Kansas City	H	14	0-1	Armstrong	Steirer
8/24/83	Milwaukee	A	14	0-1	Slaton	Hassler
7/12/83	Detroit	A	14	4-5	Bailey	Witt
7/13/80	Oakland	H	14	5-4	Montague	Hamilton
8/10/79	Seattle	H	14	6-8	Stein	LaRoche
8/20/78	Baltimore	H	14	1-0	Griffin	Stanhouse
10/2/76	Oakland	A	14	8-9	Fingers	Verhoeven
9/13/76	Texas	A	14	6-2	Drago	Bacsik
5/30/76	Kansas City	H	14	2-3	Mingori	Drago
8/6/70	Minnesota	A	14	1-2	Williams	Doyle
6/11/69	Baltimore	A	14	7-5	Borbon	Richert
6/24/66	Baltimore	H	14	5-4	Sanford	Fisher
6/11/66	Kansas City	H	14	4-3	Sanford	Krause
4/12/66	Chicago	A	14	2-3	Pizarro	Brunet
9/15/65	Chicago	H	14	2-1	Sukla	Fisher
9/6/63	Kansas City	H	14	4-3	Osinski	Bowsfield
9/9/62	Baltimore	A	14	3-4	Wilhelm	Navarro
7/23/62	Baltimore	H	14	6-5	Chance	Hall
6/25/61	Baltimore	H	14	8-9	Hall	Klin

** Played a club-record 30 innings in consecutive games (two occurrences)

CLUB HISTORY





ANGELS IN EXTRA INNINGS

YEAR	HOME	ROAD	TOTAL	YEAR	HOME	ROAD	TOTAL
1961	2-5	3-4	5-9	1991	2-7	0-2	2-9
1962	6-5	4-4	10-9	1992	4-3	4-5	8-8
1963	5-3	6-4	11-7	1993	4-3	0-5	4-8
1964	2-4	8-1	10-5	1994	2-6	2-1	4-7
1965	5-3	2-4	7-7	1995	2-4	4-1	6-5
1966	6-6	3-2	9-8	1996	4-2	4-5	8-7
1967	3-2	2-5	5-7	1997	4-3	1-5	5-8
1968	5-4	4-0	9-4	1998	2-3	4-3	6-6
1969	4-5	3-1	7-6	1999	3-4	1-4	4-8
1970	6-4	3-3	9-7	2000	2-2	7-5	9-7
1971	2-4	7-6	9-10	2001	4-5	3-3	7-8
1972	8-2	1-1	9-3	2002	7-3	3-2	10-5
1973	4-7	7-4	11-11	2003	1-2	1-2	2-4
1974	2-3	1-3	3-6	2004	2-4	2-2	4-6
1975	4-7	3-3	7-10	2005	6-4	3-6	9-10
1976	6-7	7-5	13-12	2006	4-4	4-3	8-7
1977	3-3	5-3	8-6	2007	6-2	1-1	7-3
1978	5-3	5-2	10-5	2008	2-3	1-2	3-5
1979	2-3	2-1	4-4	2009	3-2	4-2	7-4
1980	4-6	2-4	6-10	2010	6-4	3-3	9-7
1981	3-0	1-4	4-4	2011	6-5	2-8	8-13
1982	6-2	2-3	8-5	2012	0-1	3-3	3-4
1983	3-9	5-5	8-14	2013	5-6	3-2	8-8
1984	4-5	6-5	10-10	2014	7-4	3-3	10-7
1985	7-1	4-2	11-3	2015	4-4	1-3	5-7
1986	4-1	3-4	7-5	2016	0-3	0-1	0-4
1987	7-5	2-8	9-13	2017	4-4	4-3	8-7
1988	3-6	7-2	10-8	2018	3-4	2-3	5-7
1989	4-3	4-2	8-5	2019	1-3	2-4	3-7
1990	6-2	4-3	10-5				

ANGELS LONGEST WINNING STREAKS

#G	YEAR	OPPONENTS	DATES
11	1964	(Wash. 5, Cle. 3, K.C. 3)	June 16 — June 26
10	2014	(Min. 3, Cle. 1, Tex. 3, Hou. 2)	Sept. 4 — Sept. 13
10	1979	(Min. 5, Oak. 5)	Apr. 11 — Apr. 21
10	1997	(Sea. 2, Oak. 4, Tex. 2, Det. 2)	July 5 — July 17
10	2002	(T.B. 1, Bal. 3, T.B. 3, Bal. 3)	Aug. 29 — Sept. 8
9	1998	(Min. 1, K.C. 2, Sea. 2, Col. 3, Ari. 1)	May 31 — June 9
9	2004	(Min. 2, Det. 3, T.B. 4)	May 1 — May 9
9	2004	(T.B. 2, N.Y. 3, K.C. 3, Min. 1)	Aug. 18 — Aug. 27
8	1987	(K.C. 1, Tex. 3, Chi. 3, Cle. 1)	June 21 — June 29
8	1995	(Cle. 2, Mil. 4, Sea. 2)	July 25 — Aug. 2
8	2002	(Sea. 1, Tor. 3, Cle. 3, Tor. 1)	Apr. 24 — May 3
8	2002	(Det. 2, Chi. 3, Det. 2, Chi. 1)	May 8 — May 17
8	2005	(Tex. 3, L.A. 3, Tex. 2)	June 20 — June 28
8	2005	(Det. 3, Tex. 3, T.B. 2)	Sept. 16 — Sept. 24
8	2006	(Oak. 3, TB. 3, Cle. 2)	July 7 — July 13
8	2009	(Oak. 2, KC. 3, Min. 3)	July 18 — July 25
8	2012	(Oak. 2, Sea. 4, NYY 2)	May 22 — May 29
8	2013	(Chi. 2, Sea. 2, K.C. 4)	May 18 — May 26
7	1961	(Chi. 1, K.C. 3, Min. 2, Det. 1)	July 2 — July 7
7	1966	(Chi. 2, Min. 3, K.C. 2)	June 13 — June 18
7	1967	(Chi. 2, Min. 4, Bos. 1)	July 17 — July 25
7	1971	(Chi. 2, K.C. 2, Min. 3)	Apr. 12 — Apr. 18
7	1982	(Sea. 4, Min. 3)	Apr. 13 — Apr. 19
7	1983	(Cle. 4, N.Y. 3)	May 22 — May 29
7	1986	(Bal. 1, N.Y. 2, Det. 4)	Aug. 24 — Aug. 31
7	1988	(Tor. 1, Cle. 4, Det. 2)	July 6 — July 15
7	1988	(Oak. 1, Chi. 4, Sea. 2)	July 27 — Aug. 2
7	1989	(Tor. 1, Det. 4, Oak. 2)	July 18 — July 25
7	1990	(Cle. 2, Tor. 2, Mil. 3)	May 21 — May 27
7	1995	(Min. 1, Chi. 3, N.Y. 3)	May 18 — May 25
7	1996	(Tor. 2, Det. 4, Mil. 1)	Apr. 17 — Apr. 24
7	1996	(Cle. 1, K.C. 3, Tor. 3)	June 9 — June 15
7	1997	(Chi. 2, Bal. 2, Mil. 3)	June 12 — June 18
7	2008	(Tor. 2, Sea. 3, Oak. 2)	May 31 — June 7
7	2009	(S.D. 3, S.F. 3, L.A. 1)	June 12 — June 19
7	2013	(Det. 3, Hou. 3, Stl. 1)	June 25 — July 7
7	2015	(Sea. 1, Bos. 4, Min. 2)	July 12 — July 22
7	2015	(Hou. 2, Sea. 3, Oak. 2)	Sept. 22 — Sept. 29
7	2018	(Oak. 1, Tex. 3, KC 3)	Apr. 8 — Apr. 14

ANGELS LONGEST LOSING STREAKS

#G	YEAR	OPPONENTS	DATES
13	1988-89	(Mil. 5, Min. 7, Tex. 1)	Sept. 19 — Apr. 4
11	1974	(Tex. 1, Oak. 4, Cle. 3, Bal. 3)	June 30 — July 10
11	1992	(Sea. 1, Min. 3, Tor. 4, Cle. 2, Det. 1)	June 28 — July 9
11	1999	(L.A. 2, S.D. 3, Tex. 2, Bal. 3, T.B. 1)	July 16 — July 26
11	2016	(Oak. 1, Sea. 4, Chi. 2, Cle. 4)	Aug. 4 — Aug. 20
10	1963	(Det. 1, Bal. 3, Wash. 4, N.Y. 2)	June 30 — July 12
10	1969	(N.Y. 4, Bos. 3, Det. 3)	May 16 — May 25
10	1993	(Cle. 2, Bos. 3, N.Y. 4, Oak. 1)	July 17 — July 26
9	1961	(N.Y. 3, Chi. 5, K.C. 1)	June 11 — June 16
9	1970	(Min. 3, K.C. 2, Chi. 2, Mil. 2)	Sept. 4 — Sept. 12
9	1980	(N.Y. 3, Bos. 4, Bal. 2)	June 11 — June 19
9	1987	(N.Y. 4, Bal. 2, Tor. 3)	May 22 — May 31
9	1995	(Bal. 3, N.Y. 3, Bos. 3)	Aug. 25 — Sept. 3
9	1995	(Chi. 1, K.C. 3, Oak. 3, Tex. 2)	Sept. 13 — Sept. 23

1-0 WINS AND LOSSES



GAMES: 230

RECORD: 127-103

HOME/ROAD: 131/99

HOME RECORD: 90-41

ROAD RECORD: 37-62

MOST WINS: Chance (11); Finley (10); Ryan (7); Tanana, Newman (5); May, Washburn (4)

MOST LOSSES: Brunet (6); Wright, Tanana (5); Newman, May, McGlothlin, Ryan, Finley (4)

MOST DECISIONS: Finley (14, 10-4); Chance (13, 11-2); Ryan (11, 7-4); Tanana (10, 5-5); Newman (9, 5-4); Brunet (9, 3-6)

EXTRA-INNING GAMES: 32

RECORD: 20-12

ROAD RECORD: 6-6

HOME RECORD: 14-6

LONGEST GAME: 20 inn. (7/9/71) at Oak. (1-0 loss)

DATE	OPP	H/R	W/L	WINNER	LOSER	DATE	OPP	H/R	W/L	WINNER	LOSER
7/9/61	DET (1)	R	L	Lary	Grba	5/18/69	NY (2)	R	L	Hamilton	Wilhelm
4/12/62	CHI	R	W	McBRIDE	HORLEN	6/22/69	CHI	H	L	WYNNE	McGlothlin
5/20/62	BOS	R	W	Belinsky	Schwall	7/2/69	KC	R	L	BUTLER	MURPHY
6/6/62	CHI	H	W	McBRIDE	HERBERT	9/4/69	CHI	H	W	MAY	John
7/17/62	DET	H	W	McBRIDE	Aguirre	4/30/70	NY	R	L	BAHNSEN	May
8/10/62	MIN	H (11)	W	CHANCE	KAAT	9/3/70	KC	H	W	BRADLEY	ROOKER
4/13/63	CHI	H (15)	W	Navarro	Peters	5/20/71	MIN	H	W	WRIGHT	Corbin
6/4/63	CHI	H	W	OSINSKI	Peters	7/2/71	OAK	H	W	CLARK	ODOM
6/21/63	WAS	H	W	Chance	Rudolph	7/9/71	OAK	R (20)	L	Knowles	Queen
7/17/63	CLE (2)	H	W	Foytack	Kralick	8/5/71	CHI	H	L	WOOD	WRIGHT
7/31/63	CLE (1)	R	L	LATMAN	Newman	8/27/71	BOS	H	W	Messersmith	SIEBERT
8/9/63	NY	H	L	BOUTON	D. Lee	9/8/71	OAK	R	L	HUNTER	MAY
6/2/64	BOS	H	W	CHANCE	Lamabe	9/13/71	MIN	H	L	KAAT	MURPHY
6/26/64	KC (1)	H	W	Belinsky	Drabowsky	9/29/71	MIN	R	L	BLYLEVEN	WRIGHT
7/11/64	CHI	H	W	CHANCE	Talbot	4/15/72	TEX	H	W	MESSERSMITH	Bosman
7/15/64	DET (2)	H	W	CHANCE	Regan	6/15/72	CLE	H	L	COLBERT	Wright
7/17/64	MIN	R	W	Newman	Stigman	7/5/72	MIL	H	W	CLARK	STEPHENSON
7/24/64	KC	R	L	O'DONOGHUE	D. Lee	7/16/72	MIL (1)	R	W	MAY	COLBORN
8/5/64	BAL	H	W	Chance	Bunker	7/22/72	NY (1)	R	W	Barber	Lyle
8/18/64	DET (1)	R	W	CHANCE	Aguirre	7/31/72	KC	H	L	NELSON	Ryan
8/18/64	DET (2)	R	L	LOLICH	Newman	8/9/72	CHI	H	L	WOOD	Ryan
8/22/64	CLE (1)	R	L	SIEBERT	Chance	8/27/72	CLE	H (12)	W	RYAN	Hennigan
9/5/64	BAL	H	W	Brunet	Barber	9/3/72	BAL	H (10)	W	MESSERSMITH	WATT
9/22/64	CHI	H	W	NEWMAN	Howard	9/15/72	CHI	H (11)	W	MAY	BRADLEY
9/25/64	MIN	H	W	CHANCE	KAAT	9/22/72	MIN	R	L	BLYLEVEN	MESSERSMITH
4/25/65	NY (2)	R	L	STOTTLEMYRE	May	4/25/73	BAL	H	W	SINGER	McNALLY
5/3/65	BOS	H	W	CHANCE	Stephenson	5/4/73	BAL	R	W	MAY	McNALLY
5/21/65	CHI	H	W	Newman	JOHN	6/9/73	MIL	H	L	Colborn	MAY
6/19/65	CLE	H	L	TERRY	Newman	6/21/73	MIN	R	L	BLYLEVEN	WRIGHT
7/4/65	CHI	R	L	John	Brunet	8/26/73	BOS	H	W	SINGER	TIANT
7/10/65	CLE	H	W	Newman	McDOWELL	7/6/74	CLE	H	L	Bosman	FIGUEROA
8/31/65	NY	H	W	CHANCE	Stafford	8/19/74	DET	H	W	TANANA	Holdsworth
9/3/65	KC (2)	H	L	Krausse	Newman	8/20/74	DET	H (11)	L	LOLICH	RYAN
5/5/66	KC	H	W	Newman	Sheldon	9/5/74	CHI	H	L	Johnson	FIGUEROA
6/3/66	DET	H	L	Aguirre	M. LOPEZ	9/8/74	CHI	H	L	Kaat	HASSLER
6/8/66	CHI	H	W	BRUNET	Lamabe	4/26/75	OAK	H	W	Tanana	HOLTZMAN
6/19/66	KC (1)	R	L	KRAUSSE	WRIGHT	5/4/75	TEX	R	L	Hands	HASSLER
6/25/66	BAL	H	L	Bunker	BRUNET	5/16/75	BAL	R	L	PALMER	TANANA
7/6/66	DET	R (10)	W	Brunet	Sherry	5/31/75	BAL	H	L	CUELLAR	SINGER
7/20/66	BOS (2)	R (10)	W	Rojas	Wyatt	6/1/75	BAL	H	W	RYAN	Grimsley
8/12/66	CHI	R	L	JOHN	CHANCE	6/22/75	TEX	H	W	FIGUEROA	JENKINS
8/23/66	NY	R	W	CHANCE	Peterson	6/23/75	TEX	H (13)	L	Umbarger	Kirkwood
5/12/67	CHI	R	L	Horlen	Sanford	7/23/75	BAL	R	W	TANANA	PALMER
5/13/67	CHI	R (10)	L	O'TOOLE	Rojas	8/10/75	NY	H	W	Scott	MAY
6/1/67	WAS	R	L	PASCUAL	Clark	9/19/75	MIN	H	W	Pactwa	BLYLEVEN
7/13/67	CHI	R	L	Peters	Brunet	4/26/76	MIL	R	L	Colborn	TANANA
8/8/67	NY	H	L	Monbuquette	Brunet	5/12/76	TEX	H	L	SINGER	Kirkwood
8/11/67	BOS	H	W	McGLOTHLIN	Stange	5/26/76	CHI	H (11)	L	Brett	KIRKWOOD
9/2/67	CLE	H (12)	W	Rojas	Allen	6/15/76	MIL	H	L	RYAN	COLBORN
4/10/68	NY	R	L	STOTTLEMYRE	Brunet	8/5/76	TEX	R	L	BLYLEVEN	ROSS
6/28/68	WAS (2)	R (11)	W	Pattin	Knowles	9/20/76	TEX	H	W	RYAN	BLYLEVEN
7/27/68	CHI	H	L	Priddy	Brunet	10/3/76	OAK	R	W	RYAN	TORREZ
8/6/68	WAS (2)	R	L	COLEMAN	McGlothlin	5/30/77	CLE	R	L	ECKERSLEY	TANANA
8/10/68	BAL	R	L	BRABENDER	MURPHY	6/10/77	CLE	H	W	TANANA	GARLAND
8/19/68	BAL	H	L	HARDIN	McGLOTHLIN	6/24/77	TEX	H (10)	L	Devine	TANANA
9/28/68	CHI	H	W	Pattin	Fisher	7/31/77	BOS	H	L	AASE	LaRoche
4/29/69	SEA	R	L	PATTIN	McGLOTHLIN	4/7/78	OAK	H	W	TANANA	Langford
5/14/69	WAS	H	W	McGlothlin	Hannan	4/13/78	MIN	H (11)	W	LaRoche	T. Johnson
						6/7/78	OAK (2)	R	L	Keough	Griffin
						8/1/78	OAK	H	L	LANGFORD	RYAN
						8/7/78	OAK	R	L	RENKO	AASE
						8/20/78	BAL	H (14)	W	Griffin	Stanhouse

CLUB HISTORY





1-0 WINS AND LOSSES

DATE	OPP	H/R	W/L	WINNER	LOSER	DATE	OPP	H/R	W/L	WINNER	LOSER
9/11/78	TEX	R	L	JENKINS	HARTZELL	4/23/00	TB	R	L	Eiland	Dickson
5/2/79	NYL	H	W	RYAN	GUIDRY	5/6/00	SEA	R	L	Sasaki	Holtz
5/23/79	MIL	R	L	TRAVERS	AASE	9/6/00	DET	R	W	Schoeneweis	Sparks
7/2/80	CHI	R	L	BAUMGARTEN	TANANA	9/17/00	MIN	R	L	RADKE	BELCHER
9/22/81	CHI	H	W	Moreno	BAUMGARTEN	6/8/01	LAD	R	W	Valdez	Carrara
10/3/81	TEX	R	L	BUTCHER	MORENO	6/13/01	SF	R	L	Ortiz	Schoeneweis
5/19/83	SEA	R	L	YOUNG	FORSCH	7/2/01	OAK	R (12)	L	Tam	Hasegawa
8/24/83	MIL	R (14)	L	Slaton	Hassler	7/29/01	BAL	H	L	Mercedes	Valdez
9/14/83	KC	H (14)	L	Armstrong	Steirer	4/23/02	SEA	R	L	Franklin	ORTIZ
6/29/84	MIL	R	L	Haas	ROMANICK	7/3/02	BAL	H	W	Washburn	ERICKSON
7/25/84	SEA	H (10)	W	Sanchez	BETTIE	7/11/02	KC	R	W	Washburn	MAY
8/18/84	BAL	R	L	BODDICKER	Witt	7/28/02	SEA	R	W	Appier	Sasaki
9/30/84	TEX	R	W	WITT	HOUGH	8/11/02	TOR	R	W	Washburn	Halladay
6/9/85	KC	H	W	Romanick	JACKSON	9/17/02	OAK	R (10)	W	Weber	Koch
9/27/86	TEX	H	L	HOUGH	Sutton	7/4/03	OAK	R	W	Sele	MULDER
4/18/87	MIN	H	W	Candelaria	VIOLA	5/1/04	MIN	R	W	Rodriguez	Rincon
6/12/87	KC	R	L	SABERHAGEN	WITT	5/7/04	TB	H	W	LACEY	Hendrickson
9/29/87	CHI	R	L	Bannister	WITT	5/18/04	NYN	H (11)	W	Shields	Quantrill
5/4/88	DET	H	L	MORRIS	PETRY	6/8/04	MIL	H (17)	L	Kinney	Ortiz
6/4/88	MIL	R	L	HIGUERA	PETRY	9/8/04	TOR	H	L	Miller	Escobar
6/7/88	TEX	R	W	Finley	HOUGH	9/15/04	TEX	R	L	FRANKLIN	Lackey
6/10/88	KC	H	W	PETRY	Leibrandt	9/19/04	SEA	H	L	Young	Washburn
4/26/89	DET	H	W	Finley	MORRIS	4/16/05	OAK	R (10)	L	Calero	Shields
4/30/89	TOR	H (11)	W	McClure	Henke	4/24/05	OAK	H	W	Shields	BLANTON
6/7/89	CLE	H	L	SWINDELL	FINLEY	6/15/05	WAS	H	L	Drese	COLON
7/18/89	TOR	R	W	BLYLEVEN	KEY	5/1/06	OAK	H	L	Zito	Carrasco
8/20/89	CLE	H	W	McCASKILL	BLACK	9/4/06	BAL	H	W	Weaver	Lopez
4/11/90	SEA	H	W	Langston	Hanson	6/27/07	KC	H	L	de la Rosa	Weaver
6/4/90	TEX	R	L	Brown	McCaskill	4/2/08	MIN	R	W	Saunders	Blackburn
6/22/90	DET	H	W	Bailes	Gibson	5/26/08	DET	H (12)	W	Arredondo	Dolsi
8/17/90	BOS	R	W	FINLEY	BODDICKER	6/28/08	LAD	R	L	Billingsley	Weaver
9/2/90	CHI	H	W	Finley	FERNANDEZ	6/29/08	LAD	R	W	Lackey	Low
8/24/91	BOS	H	W	McCaskill	Morton	8/1/08	NYN	R	W	Santana	Rivera
8/28/91	DET	H	W	J. Abbott	GULLICKSON	5/9/09	KC	H	W	SAUNDERS	GREINKE
9/7/91	MIL	H	W	Finley	NAVARRO	7/8/10	CWS	R	L	DANKS	SANTANA
9/8/91	MIL	H	W	J. Abbott	Plesac	7/23/10	TEX	R	L	Wilson	Saunders
9/13/91	CHI	H	L	McDOWELL	J. ABBOTT	8/29/10	BAL	R	L	Guthrie	Weaver
4/29/92	TOR	R	L	STOTTEMYRE	J. ABBOTT	5/28/11	MIN	R	L	Burnett	Takahashi
8/11/92	MIL	H	W	Grahe	Navarro	6/29/11	WAS	H	W	Haren	ZIMMERMAN
9/26/92	CHI	R	W	Finley	Fernandez	7/5/11	DET	H	W	HAREN	Verlander
8/24/93	BAL	R	L	Moyer	FINLEY	7/21/11	TEX	H	W	Weaver	Wilson
9/22/93	CHI	H	L	Alvarez	FINLEY	8/5/11	SEA	H	W	Walden	Cortes
6/14/94	KC	R	W	FINLEY	Gubicza	6/19/13	SEA	H	W	Wilson	Saunders
6/29/94	OAK	R	L	Eckersley	FINLEY	7/24/13	MIN	H	W	Weaver	Pelfrey
7/2/94	BAL	R	W	LANGSTON	McDONALD	7/31/14	BAL	R (13)	W	Santiago	Webb
7/8/95	MIL	H	W	LANGSTON	BONES	6/13/15	OAK	H	W	Wilson	GRAVEMAN
5/28/96	NY	H	W	GRIMSLEY	ROGERS	7/17/15	BOS	H	W	Smith	Uehara
6/30/96	OAK	H	W	Hancock	WASDIN	8/19/15	CWS	H	W	Weaver	Samardzija
7/22/96	DET	H	W	Finley	OLIVARES	7/16/16	CWS	H	W	SHOEMAKER	Shields
6/23/97	TEX	R	W	Watson	Oliver	4/16/17	KC	R	L	Kennedy	Skaggs
5/12/99	NYN	R	W	Finley	Cone	9/12/17	HOU	H	L	Verlander	Richards
7/23/99	BAL	R	L	Guzman	McDowell	6/5/18	KC	H	W	HEANEY	Keller
9/15/99	KC	R	W	Finley	Carter	9/9/18	CWS	R	W	HEANEY	Hamilton
10/3/99	TEX	H	W	Washburn	Morgan	9/11/18	TEX	H	W	N. Ramirez	Sampson

CAPS indicate Complete Games

MLB SECURITY POLICIES

Bag Inspections: Fans may not bring coolers, backpacks and large bags (exceeding 16x16x8) into any ballpark. All bags will be inspected before they are permitted into the ballpark.

Vehicles: Only authorized vehicles may be parked within 100 feet of any ballpark exterior. Authorized vehicles may include law enforcement/emergency vehicles, broadcast equipment trucks, and vehicles of Club staff, players and their families and umpires. Unattended cars left overnight will be investigated and removed as soon as possible.

Clubhouse and Field Access: Clubhouse security will be provided for at least four hours prior to each game. With the exception of permitted players' family members, absolutely no one without proper credentials will be given access to the clubhouse, field or press box. Except for uniformed players and staff, all persons entering the clubhouse or field area (including credentialed personnel and permitted players' family members) must present photo identification and be logged in prior to gaining access.

Club security personnel will make random credential checks of photographers and others present on the field. All equipment and bags used by members of the press must be thoroughly inspected before being allowed into a ballpark. All broadcast equipment trunks must be removed from the ballpark immediately following pre-game set-up.

CLUB HISTORY



ANGELS NOTABLE TRADES



DATE	CLUB	ACQUIRED	TRADED
4/1/61	Chicago (N.L.)	Lou Johnson, of	Jim McAnany, of
4/4/61	New York (A.L.)	Fritz Brickell, inf	Duke Maas, p
5/8/61	New York (A.L.)	Lee Thomas, of	Tex Clevenger, p
		Ryne Duren, p	Bob Cerv, of
		Johnny James, p	
6/7/61	Detroit	Jim Donohue, p	Jerry Casale, p
5/15/62	Kansas City	Gordy Windhorn, of	Marlan Coughtry, inf
5/20/62	Minnesota	Don Lee, p	Jim Donohue, p
7/21/62	Kansas City	Dan Osinski, p	★Ted Bowfield, p
12/11/62	Philadelphia	Jack Davis, of	Earl Averill, c/of
6/15/63	Detroit	Frank Kostro, inf	George Thomas, of
		Paul Foytack, p	
12/2/63	Cleveland	Barry Latman, p	Leon Wagner, of
			★Joe Adcock, inf
4/28/64	Detroit	Willie Smith, p/of	Julio Navarro, p
6/4/64	Boston	Lou Clinton, of	Lee Thomas, of
6/11/64	Cleveland		Billy Moran, inf
	Minnesota	Vic Power, inf	Frank Kostro, inf
		Lennie Green, of	
10/14/64	Milwaukee	Phil Roof, c	★Dan Osinski, p
		Ron Piche, c	
11/21/64	San Francisco	Jose Cardenal, of	Jack Hiatt, c
12/3/64	Philadelphia	Costen Shockley, inf	Bo Belinsky, p
		Rudy May, p	
6/1/65	Houston	Al Spangler, of	Don Lee, p
6/15/65	Cleveland	★Bubba Morton, of	Phil Roof, c
12/2/65	Baltimore	Norm Siebern, inf	Dick Simpson, of
12/15/65	Houston	Ed Pacheco, c	Barry Latman, p
5/27/66	Los Angeles	Howie Reed, p	Dick Egan, p
			★John Butler, inf
12/2/66	Minnesota	Jimmie Hall, of	Dean Chance, p
		Don Mincher, inf	★Jackie Hernandez, inf
		Pete Cimino, p	
12/14/66	San Francisco	Len Gabrielson, of	Norm Siebern, inf
12/15/66	Los Angeles	Nick Willhite, p	Bob Lee, p
5/6/67	Chicago (A.L.)	Bill Skowron, inf	Charles Nash, inf
5/10/67	Los Angeles	John Werhas, inf	Len Gabrielson, of
6/10/67	New York (N.L.)	Jack Hamilton, p	Nick Willhite, p
6/15/67	Baltimore	Woody Held, inf/of	Marcelino Lopez, p
			Tom Arruda, p
6/15/67	Kansas City	Roger Repoz, inf/of	Jack Sanford, p
		Jack Warner, of	
11/29/67	Cleveland	Chuck Hinton, of	Jose Cardenal, of
11/30/67	Cincinnati	Sammy Ellis, p	Bill Kelson, p
			Jorge Rubio, p
6/15/68	Cleveland	Vic Davalillo, of	Jimmie Hall, of
7/20/68	Chicago (A.L.)	Wayne Causey, inf	Woody Held, inf/of
10/8/68	Cleveland	Eddie Fisher, p	Ed Kirkpatrick, c/of
12/12/68	Kansas City	Hoyt Wilhelm, p	Dennis Paepke, c
1/20/69	Chicago (A.L.)	Bill Voss, of	Sammy Ellis, p
		Andy Rubiotta, p	
4/4/69	Cleveland	Lou Johnson, of	Chuck Hinton, inf/of
5/14/69	Chicago (A.L.)	Sandy Alomar, inf	Bobby Knoop, inf
		Bob Priddy, p	
5/30/69	St. Louis	Jim Hicks, of	Vic Davalillo, of
6/15/69	Boston	Joe Azcue, c	Tom Satriono, c
10/24/69	Cincinnati	Mel Queen, p	★Jim McClothlin, p
		★Alex Johnson, of	★Vern Geisbert, p
		★Chico Ruiz, inf	
		★Pedro Borbon, of	
1/14/70	Cincinnati	Jack Fisher, p	Bill Harrelson, p
			Dan Loomer, inf
4/27/70	Washington	Ken McMullen, inf	Aurelio Rodriguez, inf
			Rick Reichardt, of
7/9/70	Chicago (N.L.)	Archie Reynolds, p	Juan Pizarro, p
10/11/70	Boston	Tony Conigliaro, of	Ken Tatum, p
		Ray Jarvis, p	Jarvis Tatum, of
		Gerry Moses, c	Doug Griffin, inf
10/21/70	Atlanta	John Burns, c	Marty Perez, inf
11/30/70	Chicago (A.L.)	Ken Berry, of	Jay Johnstone, of
		Syd O'Brien, inf	Tom Egan, c
		Billy Wynne, p	Tom Bradley, p
12/15/70	Cincinnati	Jim Maloney, p	Greg Garrett, p

DATE	CLUB	ACQUIRED	TRADED
1/28/71	Milwaukee	Gene Brabender, p	Bill Voss, of
10/5/71	Cleveland	Vada Pinson, of	Alex Johnson, of
		Frank Baker, of	Gerry Moses, c
		Alan Foster, p	
11/30/71	Minnesota	Leo Cardenas, inf	Dave LaRoche, p
12/10/71	New York (N.L.)	Nolan Ryan, p	Jim Fregosi, inf
		Don Rose, p	
		Leroy Stanton, of	
		Francisco Estrada, c	
1/26/72	Milwaukee	Andy Kosco, of/inf	Tommy Reynolds, of
5/5/72	Kansas City	Bob Oliver, of/inf	Tom Murphy, p
6/10/72	Baltimore	Jerry DaVanon, inf	Roger Repoz, of
7/28/72	Milwaukee	Paul Ratliff, c	Syd O'Brien, inf
		Ron Clark, of	Joe Azcue, c
7/29/72	Houston	Jack Hiatt, c	CASH
8/15/72	Boston	Chris Coletta, of	Andy Kosco, of
8/17/72	Chicago (A.L.)	Bruce Miller, inf	Eddie Fisher, p
		Bruce Kimm, c	
11/28/72	Los Angeles	Frank Robinson, of	Andy Messersmith, p
		Bill Singer, p	Ken McMullen, inf
		Mike Strahler, h	
		Bill Grabarkewitz, inf	
		Bobby Valentine, inf	
4/2/73	Cleveland	Tom McCraw, inf/of	Leo Cardenas, inf
		Bob Marcano, of	
4/14/73	San Francisco	Al Gallagher, inf	Bruce Miller, inf
5/20/73	Texas	Mike Epstein, inf	Jim Spencer, inf
		Rich Hand, p	Lloyd Allen, p
		Rick Stelmasek, c	
6/15/73	Cincinnati	Richie Scheinblum, of	★Thor Skogan, p
			★Terry Wilshusen, p
8/14/73	Philadelphia	★Denny Doyle, inf	Billy Grabarkewitz, inf
			★Aurelio Monteaegudo, p
			★Chris Coletta, of
10/22/73	Milwaukee	Ellie Rodriguez, c	Clyde Wright, p
		Skip Lockwood, p	Steve Barber, p
		Gary Ryerson, of	Ken Berry, of
		Ollie Brown, of	Art Kusnyer, c
		Joe Lahoud, of	
12/6/73	St. Louis	John Andrews, p	Jeff Torborg, c
2/23/74	Kansas City	Barry Raziano, p	Vada Pinson, of
4/30/74	Kansas City	Paul Schaal, inf	Richie Scheinblum, of
7/28/74	Chicago (N.L.)	Horatio Pina, p	Rick Stelmasek, c
7/31/74	St. Louis	Bob Hese, inf	★Doug Howard, of
12/2/74	Boston	Tommy Harper, of	Bob Hese, inf
12/3/74	New York (A.L.)	Bill Sudakis, inf	Skip Lockwood, p
3/22/75	New York (N.L.)	Ike Hampton, c	Ken Sanders, p
6/14/75	Boston	★Chuck Ross, p	Denny Doyle, inf
9/17/75	San Diego	Gary Ross, p	Bobby Valentine, of
			★Rudy Meoli, inf
12/10/75	Texas	Jim Spencer, inf	Bill Singer, p
12/11/75	New York (A.L.)	Bobby Bonds, of	Mickey Rivers, of
			Ed Figueroa, of
12/11/75	Chicago (A.L.)	Bill Melton, inf	Jim Spencer, inf
		Steve Dunning, p	Morris Nettles, of
1/12/76	St. Louis	Dick Sharon, of	Bill Rothan, p
3/3/76	Boston	Dick Drago, p	John Balaz, of
			Dick Sharon, of
			Dave Machemer, inf
3/21/76	Los Angeles	Orlando Alvarez, of	Ellie Rodriguez, c
5/29/76	St. Louis	Mario Guerrero, inf	Ed Jordan, c
6/6/76	Houston	Terry Humphrey, c	Ed Herrmann, c
		Mike Barlow, of	
9/3/76	St. Louis	Mike Easler, of	Ron Farkas, inf
12/3/76	Cleveland	★Stan Perzanowski, p	Bill Melton, inf
4/4/77	Pittsburgh	Randy Sealy, p	Mike Easler, of
5/11/77	Cleveland	Dave LaRoche, p	Bruce Bochte, inf
		Dave Schuler, p	Sid Monge, p
6/13/77	Baltimore	Dyar Miller, of	Dick Drago, p
6/15/77	Chicago (A.L.)	Ken Brett, p	Don Kirkwood, p
			John Verhoeven, p
			John Flannery, inf
6/15/77	Cincinnati	Gary Nolan, of	Craig Hendrickson, inf
12/5/77	Chicago (A.L.)	Brian Downing, c	Bobby Bonds, of
		Chris Knapp, p	Tiad Bosley, of
		Dave Frost, p	Dick Dotson, p
12/8/77	Boston	Don Aase, p	Jerry Remy, inf
12/8/77	Toronto	Ron Fairly, inf	Dale Kelly, c
		Butch Alberts, inf	

CLUB HISTORY



ANGELS NOTABLE TRADES

DATE	CLUB	ACQUIRED	TRADED
2/4/78	Minnesota	Dan Ford, of	Ron Jackson, inf Danny Goodwin, c Tony Solaita, inf
12/5/78	Montreal	CASH	
2/3/79	Minnesota	Rod Carew, inf	Ken Landreaux, of Dave Engle, inf Paul Hartzell, p Brad Havens, p Dave Chalk, inf Floyd Raymond, inf
5/4/79	Texas	Bert Campaneris, inf	Todd Cruz, inf
6/5/79	Baltimore	Larry Harlow, of	★Jim Anderson, inf
8/29/79	Seattle	John Montague, p	Willie Aikens, inf
12/6/79	Kansas City	Al Cowens, of Todd Cruz, inf ★Craig Eaton, p	Rance Mulliniks, inf
5/27/80	Detroit	Jason Thompson, inf	Al Cowens, of
6/5/80	Chicago (A.L.)	Randy Scarbery, p	Todd Cruz, inf
12/10/80	Boston	Rick Burleson, inf Butch Hobson, inf	Rick Miller, of Mark Clear, p Carney Lansford, inf
1/23/81	Boston	Fred Lynn, of Steve Renko, p Jim Dorsey, p	Joe Rudi, of Frank Tanana, p
4/1/81	Houston	Ken Forsch, p	Dickie Thon, inf
4/1/81	Pittsburgh	Ed Ott, c Mickey Mahler, p	Jason Thompson, inf
12/11/81	Pittsburgh	Tim Foli, inf	Brian Harper, c
1/28/82	Baltimore	Doug DeCinces, inf Jeff Schneider, p	Dan Ford, of
5/11/82	Minnesota	Doug Corbett, p Rob Wilfong, inf	Tom Brunansky, of Mike Walters, p
8/31/82	New York (A.L.)	Tommy John, p	★Dennis Rasmussen, p
12/8/83	New York (A.L.)	Curt Kaufman, p	Tim Foli, inf
12/20/83	Milwaukee	Jim Slaton, p	Bobby Clark, of
8/2/85	Pittsburgh	John Candelaria, p Al Holland, p George Hendrick, of Gary Lucas, p	Mike Brown, of Pat Clements, of Bob Kipper, p Luis Sanchez, p Tim Arnold, c Jerome Nelson, of
12/27/85	Montreal		
9/10/85	Oakland	Don Sutton, p Robert Sharpnack, p	
12/19/86	New York (A.L.)	Butch Wynegar, c ★Alan Mills, p	Ron Romanick, p
8/29/87	Pittsburgh	Johnny Ray, inf ★Miguel Garcia, p	Bill Merrifield, inf
9/16/87	New York (N.L.)	Shane Young, p	John Candelaria, p Jeff Richardson, p Gary Pettis, of
12/5/87	Detroit	Dan Petry, p	
6/7/88	Cleveland	Brian Dorsett, c	★Colby Ward, p
10/3/88	Philadelphia	Lance Parrish, c	David Holdridge, p
11/3/88	Minnesota	Bert Blyleven, p Kevin Trudeau, p Paul Sorrento, inf	Mike Cook, p Rob Wassenaar, p
11/17/88	New York (A.L.)	Eric Schmidt, p	Brian Dorsett, c
12/7/88	Milwaukee	Bill Schroeder, c	Gus Polidor, inf
9/6/89	Cleveland	Ron Tingley, c	★Mark McLemore
1/9/90	Cleveland	Scott Bailes, p	Colin Charland, p Jeff Manto, inf
4/29/90	New York (A.L.)	Luis Polonia, of	Claudell Washington, of Rich Monteleone, p
5/11/90	New York (A.L.)	Dave Winfield, of	Mike Witt, p
12/8/91	Toronto	Devon White, of Luis Sojo, inf	David Martinez, p
12/4/90	Baltimore	Dave Gallagher, of Mike Hook, p	
3/14/91	Milwaukee	Dave Parker, 1b/DH	Dante Bichette, of ★Brandy Van, p
7/30/91	San Diego	Shawn Abner, of	Jack Howell, inf
12/8/91	Philadelphia	Von Hayes, of	Kyle Abbott, lhp Ruben Amaro, Jr., of Mike Fetters, p
12/10/91	Milwaukee	Chuck Crim, p ★Ken Rivers, c	★Marcus Moore, of
12/10/91	New York (N.L.)	Hubie Brooks, of	Dave Gallagher, of

DATE	CLUB	ACQUIRED	TRADED
4/12/92	New York (N.L.)	Julio Valera, p ★Julian Vasquez, p	Dick Schofield, inf
7/30/92	Toronto	Rob Ducey, of Greg Myers, c	Mark Eichhorn, p
12/6/92	New York (A.L.)	J.T. Snow, inf Russ Springer, p	Jim Abbott, p
12/8/92	Toronto	Jerry Nielsen, p Kelly Gruber, inf CASH	Luis Sojo, inf
1/15/93	Montreal	Jeff Tuss, p #Keith Morrison, p	Lee Stevens, inf
12/9/93	New York (A.L.)	Spike Owen, inf	Jose Musset, p
3/25/94	San Francisco	Steve Hosey, of	Bob Gamez, p
3/29/94	San Diego	Harold Reynolds, 2b	Hilly Hathaway, of
6/24/94	Baltimore	★Bo Ortiz, of	Dwight Smith, of
7/23/94	Chicago (A.L.)	Jeff Schwarz, p	Bob Melvin, c
4/13/95	Detroit	Tony Phillips, of	Chad Curtis, of
7/ 8/95	St. Louis	John Habyan, p	Mark Sweeney, of
7/27/95	Chicago (A.L.)	Jim Abbott, p Tim Fortugno, p	Andrew Lorraine, p Bill Simas, p John Snyder, c McKay Christensen, of
8/9/95	Philadelphia	Dave Gallagher, of	Kevin Flora, of ★Russ Springer, p
8/24/95	Oakland	Mike Aldrete, of	Demond Smith, of
1/18/96	New York (N.L.)	Aaron Ledesma, inf	Kevin Flora, of
2/15/96	Cleveland	Jason Grimsley, p Pep Harris, p	Brian Anderson, p
2/29/96	Cincinnati	Don Slaught, c	CASH
5/27/96	Cincinnati	Chuck McLroy, p	Lee Smith, p
6/12/96	New York (A.L.)	Rich Monteleone, p	Mike Aldrete, of
6/15/96	St. Louis	Pat Borders, c	Ben VanNyn, p
7/27/96	Chicago (A.L.)	Robert Ellis, p	Pat Borders, c
7/31/96	Detroit	Greg Gohr, p	Damion Easley, inf
8/31/96	Chicago (A.L.)	★Scott Vollmer, c	Don Slaught, c
10/28/96	Kansas City	Mark Gubicza, p	Chili Davis, dh
11/27/96	San Francisco	Mike Bovee, p Allen Watson, p	J.T. Snow, 1b
12/5/96	New York (A.L.)	Fausto Macey, p Jim Leyritz c/inf	★Jeremy Blevins, p Ryan Kane, inf
4/14/97	San Francisco	Rich DeLuca, p	★Travis Thurmond, p
5/18/97	Chicago (A.L.)	Tony Phillips, of Chad Kreuter, c	Jorge Fabregas, c Chuck McLroy, p
7/29/97	Texas	Ken Hill, p	Jim Leyritz, c ★Robert Sasser, inf
8/13/97	San Diego	Rickey Henderson, of Stevenson Agosto, p	Ryan Hancock, p ★George Arias, inf
8/23/97	San Diego	Angelo Encarnacion, c	Aaron Guilel, inf/of
10/31/97	Texas	Mike Bell, inf	Matt Perisho, of
11/20/97	Detroit	Phil Nevin, inf/of Matt Walbeck, c	Nick Skuse, p
3/30/98	St. Louis	Craig Shipley, inf	Chip Hale, inf
7/30/98	Chicago (A.L.)	Charlie O'Brien, inf	Jason Stockstill, p Brian Tokarse, p
8/7/98	Milwaukee	Jeff Juden, p	CASH
8/20/98	Oakland	Mike Fetters, p	CASH
8/28/98	Philadelphia	Gregg Jefferies, inf	★Doug Nickle, p
9/18/98	Chicago (A.L.)	Chad Kreuter, c	CASH
12/14/98	St. Louis	Mark Petkovsek, p	★Matt Garrick, c
3/29/99	San Diego	Andy Sheets, inf Gus Kennedy, of Tomas Perez, inf	Phil Nevin, inf Keith Volkman, p Dave Hollins, inf
3/30/99	Toronto	Nathan Haynes, of	Omar Olivares, of
7/29/99	Oakland	Jeff DaVanon, of Elvin Nina, p	Randy Velarde, inf
3/23/00	St. Louis	Kent Bottenfield, p Adam Kennedy, inf	★Jim Edmonds, of
7/30/00	Philadelphia	Ron Gant, of	Kent Bottenfield, p
8/22/00	Colorado	Scott Karl, p	CASH
12/10/00	Cincinnati	Wilmy Caceres, inf	Seth Etherton, p
3/25/01	Chicago (N.L.)	Jose Nieves, inf	Mike Fyhrje, p
3/28/01	New York (A.L.)	Glenallen Hill, of	Darren Bakely, of
12/17/01	Tampa Bay	Mickey Callaway, rhp	Wilmy Caceres, inf
12/27/01	New York (N.L.)	Kevin Appier, rhp	Mo Vaughn, inf

CLUB HISTORY



ANGELS NOTABLE TRADES



DATE	CLUB	ACQUIRED	TRADED
1/17/02	Toronto	Brad Fullmer, 1b/dh	Brian Cooper, rhp
7/31/02	Milwaukee	Alex Ochoa, of Sal Fasano, c	Jorge Fábregas, c ★Johnny Raburn, rhp ★Pedro Liriano, rhp
7/29/03	Chicago (A.L.)	Gary Glover, rhp Tim Lincecum, lhp Scott Dunn, rhp	Scott Schoeneweis, lhp Doug Nickle, rhp
11/19/04	Washington	Maicer Izturis, inf Juan Rivera, of	Jose Guillen, of
12/14/04	Cincinnati	Dustin Moseley, rhp	Ramon Ortiz, rhp
3/29/05	New York (A.L.)	Bret Prinz, rhp	Wil Nieves, c
8/30/05	San Francisco	Jason Christiansen, lhp	Dusty Bergman, lhp Ronnie Ray, rhp
12/21/05	San Francisco	Edgardo Alfonzo, inf	Steve Finley, of
2/28/06	Arizona	Jason Bulger, rhp	Alberto Callaspo, inf
5/30/06	Cincinnati	Kyle Edens, rhp	Esteban Yan, rhp
7/5/06	St. Louis	Terry Evans, of	Jeff Weaver, rhp
11/20/06	Florida	Chris Resop, rhp	Chris Frazier, rhp
12/15/06	Boston	Phil Seibel, lhp	Brendan Donnelly, rhp
7/21/07	New York (A.L.)	Jeff Kennard, rhp	Jose Molina, c
11/19/07	Chicago (A.L.)	Jon Garland, rhp	Orlando Cabrera, inf
7/29/08	Atlanta	Mark Teixeira, inf	Casey Kotchman, inf Steve Marek, rhp
8/28/09	Tampa Bay	Scott Kazmir, LHP	★Sean Rodriguez, inf Alex Torres, rhp Matt Sweeney, inf
7/22/10	Kansas City	Alberto Callaspo, inf	Sean O'Sullivan, rhp Will Smith, lhp
7/25/10	Arizona	Dan Haren, rhp	Joe Saunders, lhp Rafael Rodriguez, rhp Patrick Corbin, lhp ★Tyler Skaggs, lhp
8/27/10	Minnesota	Brian Fuentes, lhp	★Loek Van Mil, rhp
10/21/11	Toronto	Vernon Wells, of	Mike Napoli, c Juan Rivera, of
11/30/11	Colorado	Chris Iannetta, c	Tyler Chatwood, rhp
12/3/11	Toronto	Brad Mills, lhp	Jeff Mathis, c
5/3/12	San Diego	Ernesto Frieri, rhp	Alexi Amarista, inf Donn Roach, rhp Jean Segura, inf
7/27/12	Milwaukee	Zack Greinke, rhp	Johnny Hellweg, rhp Ariel Pena, rhp
12/19/12	Seattle	Jason Vargas, lhp	Kendrys Morales, inf
3/26/13	New York (A.L.)	Exicardo Cayones, of Kramer Sneed, lhp	Vernon Wells, of Dane De La Rosa, rhp
3/27/13	Tampa Bay	Dane De La Rosa, rhp	Steven Geltz, rhp

DATE	CLUB	ACQUIRED	TRADED
7/29/13	Atlanta	Cory Rasmus, rhp	Scott Downs, lhp
7/30/13	Oakland	Grant Green, inf	Alberto Callaspo, inf
11/22/13	St. Louis	David Freese, inf Fernando Salas, rhp	Peter Bourjos, of Randal Grichuk, of Mark Trumbo, inf/of ★A.J. Schugel, rhp
12/10/13	Arizona	Tyler Skaggs, lhp Hector Santiago, lhp	
3/21/14	Detroit	Jose Alvarez, lhp	Andrew Romine, inf
6/27/14	Pittsburgh	Jason Grilli, rhp	Ernesto Frieri, rhp
7/5/14	Arizona	Tony Campana, of Joe Thatcher, rhp	Zach Borenstein, of Joey Krehbiel, rhp
7/19/14	San Diego	Huston Street, rhp Trevor Gott, rhp	Taylor Lindsey, inf Elliot Morris, rhp Jose Rondon, inf
8/7/14	Cleveland	Vinnie Pestano, rhp	Michael Clevinger, rhp
8/21/14	Chicago (A.L.)	Gordon Beckham, inf	CASH
11/5/14	Houston	Carlos Pérez, c Nick Tropeano, rhp	Hank Conger, c
11/5/14	Tampa Bay	Cesar Ramos, of	Mark Sappington, rhp
12/9/14	Los Angeles	Drew Butera, c	Matt Long, of
12/11/14	Colorado	Josh Rutledge, inf	Jairo Diaz, rhp
12/11/14	Los Angeles	Andrew Heaney, lhp	Howie Kendrick, inf
12/16/14	Tampa Bay	Matt Joyce, of	Kevin Jepsen, rhp
12/19/14	Kansas City	Johnny Giavotella, inf	Brian Broderick, rhp
7/27/15	Boston	Shane Victorino, of	Josh Rutledge, inf
7/28/15	Tampa Bay	David DeJesus, of	Eduar Lopez, rhp
7/28/15	Cleveland	David Murphy, of	Eric Stamets, inf
11/12/15	Atlanta	Andrelton Simmons, inf	Erick Aybar, inf Sean Newcomb, rhp Chris Ellis, rhp
12/10/15	Washington	Yunel Escobar, inf	Trevor Gott, rhp
11/3/16	Detroit	Cameron Maybin, of	Victor Alcantara, rhp
12/10/16	Washington	Danny Espinosa, inf	Austin Adams, rhp Kyle McGowan, rhp
8/31/17	Detroit	Justin Upton, of	Grayson Long, rhp
8/31/17	Atlanta	Brandon Phillips, inf	Tony Sanchez, c
11/30/17	Atlanta	Jim Johnson, rhp	Justin Kelly, lhp
12/13/17	Detroit	Inter. Pool Space Ian Kinsler, inf	Wilkel Hernandez, rhp Troy Montgomery, of
2/17/18	Tampa Bay	PTBNL (Luis Rengifo, inf)	C.J. Cron, inf
7/26/18	Houston	Brandon Sandoval, lhp	Martin Maldonado, c
7/30/18	Boston	Ty Buttrey, rhp Williams Jerez, lhp	Ian Kinsler, of
12/4/19	Baltimore	Dylan Bundy, rhp	Kyle Bradish, rhp Kyle Brnovich, rhp Isaac Mattson, rhp Zach Peck, rhp
12/10/19	San Francisco	PTBNL (Garrett Williams, lhp)	Will Wilson, inf Zack Cozart, inf

STADIUM POLICIES

Inside Angel Stadium:

- Guests are prohibited from bringing any alcoholic beverages into the ballpark.
- Guests are prohibited from carrying cans, bottles, thermoses, ice chests, glass containers, or any other container or object that is deemed to be unsafe, hazardous, or posing a threat of injury to guests, participants, officials, or individuals employed at the ballpark.
- Guests are prohibited from bringing bulk quantities of food into the ballpark, as determined by Angel staff in its sole discretion.
- Guests are prohibited from preparing food or beverages of any kind where such preparation necessitates the use of an object or practice deemed to be unsafe, hazardous, or posing a threat of injury to guests, participants, officials, or individuals employed at the ballpark.

Outside Angel Stadium:

- Guests are prohibited from selling food or beverages of any kind.
- Guests are prohibited from preparing food or beverages of any kind where such preparation necessitates the use of an object or practice deemed to be unsafe, hazardous, or posing a threat of injury to guests, participants, officials, or individuals employed at the ballpark.
- Tailgating is only permitted within the designated areas.
- On-site catering is prohibited.
- Only approved gas/propane barbecue units with fuel valve turn-off may be used. AMC 11.04.095
- Consumption of alcohol is strictly prohibited.






NOTABLE FREE AGENT SIGNINGS

DATE	PLAYER/POSITION	PREVIOUS CLUB
11/16/76	Don Baylor, dh/of	Oakland
11/17/76	Joe Rudi, inf	Oakland
11/24/76	Bobby Grich, inf	Baltimore
11/21/77	Lyman Bostock, of	Minnesota
12/5/78	Jim Barr, rhp	San Francisco
11/16/79	Bruce Kison, rhp	Pittsburgh
12/5/79	Freddie Patek, inf	Kansas City
12/2/80	Geoff Zahn, LHP	Minnesota
12/29/80	Juan Beniquez, OF	Seattle
1/16/81	Bill Travers, LHP	Milwaukee
1/22/82	Reggie Jackson, OF	New York (A.L.)
1/21/83	Ellis Valentine, of	New York (N.L.)
1/10/85	Rob Wilfong, inf	Minnesota
1/30/85	Ruppert Jones, of	Detroit
12/1/87	Chili Davis, of	San Francisco
1/17/89	Claudell Washington, of	New York (A.L.)
12/1/89	Mark Langston, lhp	Montreal
2/21/90	Greg Minton, rhp	San Francisco
1/23/91	Gary Gaetti, inf	Minnesota
5/20/91	Fernando Valenzuela, lhp	Los Angeles (N.L.)
2/14/92	Alvin Davis, inf	Seattle
11/21/92	Chili Davis, of	Minnesota
2/11/93	Scott Sanderson, rhp	New York (A.L.)
1/31/94	Bo Jackson, of	Chicago (A.L.)
2/1/94	Dwight Smith, OF	Chicago (N.L.)
12/14/94	Lee Smith, rhp	Baltimore
11/21/95	Randy Velarde, inf	New York (A.L.)
11/20/96	Dave Hollins, inf	Seattle
12/18/96	Eddie Murray, inf	Baltimore
12/11/97	Omar Olivares, rhp	Seattle
12/19/97	Cecil Fielder, inf	New York (A.L.)
2/27/98	Jack McDowell, rhp	Cleveland
12/11/98	Mo Vaughn, inf	Boston
12/23/98	Tim Lincecum, rhp	Kansas City
1/11/00	Scott Spiezio, inf	Oakland
1/26/00	Kent Mercker, lhp	Boston
1/11/00	Pat Rapp, rhp	Baltimore
1/4/01	Ismael Valdez, rhp	Los Angeles (N.L.)
1/25/01	Wally Joyner, inf	Atlanta
12/19/01	Dennis Cook, lhp	Philadelphia
1/4/02	Aaron Sele, rhp	Seattle
12/30/02	Eric Owens, of	Florida
11/24/03	Kelvin Escobar, rhp	Toronto

DATE	PLAYER/POSITION	PREVIOUS CLUB
12/10/03	Bartolo Colon, rhp	Chicago (A.L.)
12/20/03	Jose Guillen, of	Oakland
1/14/04	Vladimir Guerrero, of	Montreal
12/11/04	Steve Finley, of	Los Angeles (N.L.)
12/14/04	Paul Byrd, rhp	Atlanta
1/12/05	Orlando Cabrera, inf	Boston
12/2/05	Hector Carrasco, rhp	Washington
2/23/06	Jeff Weaver, rhp	Los Angeles (N.L.)
11/19/06	Justin Speier, rhp	Toronto
11/22/06	Gary Matthews Jr., of	Texas
12/11/06	Darren Oliver, lhp	New York (N.L.)
1/8/07	Shea Hillenbrand, inf	San Francisco
11/22/07	Torii Hunter, of	Minnesota
12/31/08	Brian Fuentes, lhp	Colorado
2/12/09	Bobby Abreu, of	New York (A.L.)
12/14/09	Hideki Matsui, of	New York (A.L.)
12/23/09	Fernando Rodney, rhp	Detroit
1/20/10	Joel Pineiro, rhp	St. Louis
12/2/10	Hisanori Takahashi, lhp	New York (N.L.)
12/10/10	Scott Downs, lhp	Toronto
12/7/11	LaTroy Hawkins, rhp	Milwaukee
12/10/11	Albert Pujols, inf	St. Louis
12/10/11	C.J. Wilson, lhp	Texas
11/28/12	Ryan Madson, rhp	Cincinnati
12/12/12	Joe Blanton, rhp	Los Angeles (N.L.)
12/12/12	Sean Burnett, lhp	Washington
12/15/12	Josh Hamilton, of	Texas
11/29/13	Joe Smith, rhp	Cleveland
12/27/13	Raul Ibanez, of	Seattle
1/16/14	John McDonald, inf	Boston
11/9/16	Andrew Bailey	Los Angeles (A.L.)
11/11/16	Jesse Chavez, rhp	Los Angeles (N.L.)
12/23/16	Ben Revere, of	Washington
12/9/17	Shohei Ohtani, rhp/dh	Nippon-Ham
12/15/17	Zack Cozart, inf	Cincinnati
12/20/18	Trevor Cahill, rhp	Oakland
12/21/18	Matt Harvey, rhp	Cincinnati
1/20/19	Cody Allen, rhp	Cleveland
12/13/19	Anthony Rendon, inf	Washington
12/21/19	Julio Teheran, rhp	Atlanta
1/7/20	Jason Castro, c	Minnesota



ANGELS FIRST ROUND DRAFT SELECTIONS



YEAR	PLAYER	POSITION	MONTH	SIGNED
1965	★ Jim Spencer	First Base	June	Yes
1966	Ronald Cherry	Catcher	January	No
1966	James Vopicka	Shortstop	January (SP)	Yes
1966	James Deneff	Shortstop	June	Yes
1966	★ Andy Messersmith	Pitcher	June (SP)	Yes
1967	David McCormick	Pitcher	January	Yes
1967	★ Tom Murphy	Pitcher	January (SP)	Yes
1967	William Nunn	Catcher	June	Yes
1967	★ Greg Washburn	Pitcher	June (SP)	Yes
1968	Robert Johnson	Pitcher	January	No
1968	Dayle Campbell	First Base	January (SP)	Yes
1968	Lloyd Allen	Pitcher	June	Yes
1968	Larry Hanson	Shortstop	June (SP)	Yes
1969	Randall Bayer	First Base	January	No
1969	Sherwood Hahn	Pitcher	January (SP)	No
1969	★ Alan Bannister	Shortstop	June	No
1969	Robert Beach	Pitcher	June (SP)	No
1970	Paul Sands	Pitcher	January	No
1970	★ John Doherty	Outfielder	January	Yes
1970	★ Paul Dade	3B/OF	June	Yes
1970	Richard Soriano	Outfielder	June (SP)	No
1971	Earl Austin	Third Base	January	Yes
1971	★ Robert Allietta	Catcher	January (SP)	Yes
1971	★ Frank Tanana	Pitcher	June	Yes
1971	John Donovan	Pitcher	June (SPD)	Yes
1971	James Officer	Pitcher	June (SPA)	Yes
1972	★ Thomas Donohue	Catcher	January	Yes
1972	★ Craig Caskey	Pitcher	January (SP)	No
1972	★ Dave Chalk	Third Base	June	Yes
1972	★ Dave Collins	1B/OF	June (SP)	Yes
1973	Randy Smith	Pitcher	January	Yes
1973	Jeff Feramisco	INF/OF	January (SP)	NO
1973	Billy Taylor	Outfielder	June	Yes
1973	David Bedrosian	Second Base	June (SP)	No
1974	Lawrence Howser	Shortstop	January	No
1974	David Bedrosian	Second Base	January (SP)	No
1974	★ Mike Miley	Shortstop	June	Yes
1974	★ John Caneira	Pitcher	June (SP)	Yes
1975	★ Willie Aikens	First Base	January	Yes
1975	★ Gil Kubski	Third Base	January (SP)	Yes
1975	★ Danny Goodwin	Catcher	June	Yes
1975	★ Garry Hancock	Outfielder	June (SP)	No
1976	Stephen Tebbetts	Outfielder	January	Yes
1976	Greg Johnson	Pitcher	January (SP)	Yes
1976	★ Ken Landreaux	Outfielder	June	Yes
1976	John Racanelli	Pitcher	June (SP)	Yes
1977	★ Alan Wiggins	Infielder	January	Yes
1977	Robert Healy	Pitcher	January (SP)	Yes
1977	★ Richard Dotson	Pitcher	June	Yes
1977	★ Mike Walters	Pitcher	June (SP)	Yes
1978	Rick Evans	Pitcher	January	No
1978	James Glenn	Outfielder	January (SP)	No
1978	★ Tom Brunansky	Outfielder	June	Yes
1978	Paul Homrig	First Base	June (SP)	No
1979	Dennis Ivy	OF/1B	January	No
1979	★ Otis Nixon	Third Base	January (SP)	No
1979	Mark Pedersen	Pitcher	June (SP)	Yes
1980	Christopher Ray	Pitcher	January	Yes
1980	Thomas McLaughlin	Pitcher	January (SP)	No
1980	★ Dennis Rasmussen	Pitcher	June	Yes
1980	★ Bill Mooneyham	Pitcher	June (SP)	Yes
1981	Kevin Price	Pitcher	January	Yes
1981	★ Ron Romanick	Pitcher	January (SP)	Yes
1981	★ Dick Schofield	Shortstop	June	Yes
1981	Reggie Montgomery	Outfielder	June (SP)	Yes
1982	Jay Lewis	Shortstop	January	Yes
1982	Kendall Walling	Shortstop	January (SP)	No
1982	★ Bob Kipper	Pitcher	June	Yes
1982	Mark Bauer	Pitcher	June (SP)	No
1983	Steve Lee	Outfielder	January	Yes
1983	★ Brad Arnsberg	Pitcher	January (SP)	No
1983	Mark Doran	Outfielder	June	Yes
1983	Byron Kemmerling	Pitcher	June (SP)	Yes
1984	David Martinez	Pitcher	January	Yes
1984	Robert Auth	Pitcher	January (SP)	No
1984	★ Erik Pappas	Catcher	June	Yes
1984	Erik Tutt	Outfielder	June (SP)	No





ANGELS FIRST ROUND DRAFT SELECTIONS

YEAR	PLAYER	POSITION	MONTH	SIGNED
1985	John Wilder	Pitcher	Jan.	No
1985	★ Chuck Finley	Pitcher	Jan. (SP)	Yes
1985	★ Willie Fraser	Pitcher	June	Yes
1985#	★ Mike Cook	Pitcher	June	Yes
1985	Gary Nalls	Shortstop	June (SP)	Yes
1986	Brandy Vann	Pitcher	Jan.	Yes
1986	Jeffrey Marr	Pitcher	Jan. (SP)	No
1986	★ Roberto Hernandez	Pitcher	June	Yes
1986	★ Mike Fetters	Pitcher	June	Yes
1986	★ Lee Stevens	First Base	June	Yes
1986	Daryl Green	Pitcher	June	Yes
1987	★ John Orton	Catcher	June	Yes
1987#	★ David Holdridge	Pitcher	June	Yes
1988	★ Jim Abbott	Pitcher	June	Yes
1989	★ Kyle Abbott	Pitcher	June	Yes
1990	★ Phillip Leftwich	Pitcher	June	Yes
1991	★ Eduardo Perez	Outfielder	June	Yes
1991#	★ Jorge Fabregas	Catcher	June	Yes
1992	Pete Janicki	Pitcher	June	Yes
1992#	★ Jeff Schmidt	Pitcher	June	Yes
1993	★ Brian Anderson	Pitcher	June	Yes
1994	★ McKay Christensen	Outfielder	June	Yes
1995	★ Darin Erstad	Outfielder	June	Yes
1996	★ Chuck Abbott	Infielder	June	Yes
1997	★ Troy Glaus	Infielder	June	Yes
1998	★ Seth Etherton	Pitcher	June	Yes
1999	★ John Lackey	Pitcher	June	Yes
2000	Joe Torres	Pitcher	June	Yes
2000#	★ Chris Bootcheck	Pitcher	June	Yes
2001	★ Casey Kotchman	Infielder	June	Yes
2002	★ Joe Saunders	Pitcher	June	Yes
2003	★ Brandon Wood	Infielder	June	Yes
2004	★ Jered Weaver	Pitcher	June	Yes
2005	★ Trevor Bell	Pitcher	June	Yes
2006	★ Hank Conger	Catcher	June	Yes
2007	Jonathan Bachanov	Pitcher	June	Yes
2008	★ Tyler Chatwood	Pitcher	June	Yes
2009	★ Randal Grichuk	Outfielder	June	Yes
2009	★ Michael Trout	Outfielder	June	Yes
2009#	★ Tyler Skaggs	Pitcher	June	Yes
2009#	★ Garrett Richards	Pitcher	June	Yes
2009#	Tyler Kehrer	Pitcher	June	Yes
2010#	★ Kaleb Cowart	Infielder	June	Yes
2010#	★ Cam Bedrosian	Pitcher	June	Yes
2010	Chevy Clarke	Outfielder	June	Yes
2010#	Taylor Lindsey	Infielder	June	Yes
2010#	Ryan Bolden	Outfielder	June	Yes
2011	★ C.J. Cron	Infielder	June	Yes
2012	★ R.J. (Roy) Alvarez	Pitcher	June	Yes
2013	Hunter Green	Pitcher	June	Yes
2014	★ Sean Newcomb	Pitcher	June	Yes
2015	★ Taylor Ward	Catcher	June	Yes
2016	Matt Thaiss	Infielder	June	Yes
2017	Jo Adell	Outfielder	June	Yes
2018	Jordyn Adams	Outfielder	June	Yes
2019	Will Wilson	Infielder	June	Yes

SP - Secondary Phase # - Compensation Selection
 SPA - Secondary Phase Active ★ - Played in Major Leagues
 SPD - Secondary Phase Delayed

CLUB HISTORY



Angels 2018 first round draft selection Jordyn Adams



PITCHING/FIELDING

NO-HITTER by ANGELS – Taylor Cole (2.0 IP), Felix Pena (7.0 IP); July 12, 2019 vs. Seattle (13-0 score, 11th no-hitter in Angels' history)
NO-HITTER vs. ANGELS – Eric Milton, Sept. 11, 1999 at Minnesota (7-0 score)
ONE-HITTER by ANGELS – Andrew Heaney (9.0 IP); June 5, 2018 vs. Kansas City (1-0 W)
ONE-HITTER vs. ANGELS – Mike Leake (9.0 IP); July 19, 2019 at Seattle (0-10 L)
10-OR-MORE STRIKEOUT GAME by ANGELS STARTER – Andrew Heaney (10), Aug. 27, 2019 vs. Texas (fourth 10+ strikeout game by an Angels starter in 2019; **all by Heaney**)
10-OR-MORE STRIKEOUT GAME by OPPONENT STARTER – Justin Verlander (12); Sept. 28, 2019 vs. Angels (fifth 10+ strikeout game by an opponent starter in 2019)
CONSECUTIVE 10-OR-MORE STRIKEOUT GAMES – Andrew Heaney, Aug. 20, 2019 at Texas (14 K's) & Aug. 27, 2019 vs. Texas (10 K's)
SHUTOUT by ANGELS – Taylor Cole (2.0 IP), Felix Pena (7.0 IP); July 12, 2019 vs. Seattle (2nd Angels shutout in 2019)
SHUTOUT vs. ANGELS – Zach Plesac (9.0 IP); Sept. 10, 2019 vs. Cleveland (9th time being shutout in 2019)
COMPLETE GAME by ANGELS – Andrew Heaney (9 IP – W); June 5, 2018 vs. Kansas City (1st complete game by an Angels starter in 2018)
COMPLETE GAME vs. ANGELS – Zach Plesac (9 IP – W); Sept. 10, 2019 vs. Cleveland (4th complete game by an opposing starter in 2019)
CONSECUTIVE SHUTOUTS by ANGELS – Hector Santiago (7 IP), JC Ramírez (1 IP) & Fernando Salas (1 IP); July 15, 2016 vs. Chicago (A.L.) & Matt Shoemaker (9 IP); July 16, 2016 vs. Chicago (A.L.)
CONSECUTIVE SHUTOUTS vs. ANGELS – Ian Kennedy (8 IP), Kelvin Herrera (1 IP); Apr. 16, 2017 at KC & Charlie Morton (5 IP), Chris Devenski (2 IP), Luke Gregerson (1 IP), Ken Giles (1 IP); Apr. 17, 2017 at Houston)
CONSECUTIVE SHUTOUTS, INDIVIDUAL, by ANGELS – John Lackey, July 7, 2006 at Oakland (3-0 score) & July 14, 2006 vs. Tampa Bay (3-0 score)
CONSECUTIVE COMPLETE GAMES by ANGELS – Jerome Williams (9 IP), 4-0 score, May 1, 2012 vs. Minnesota; Jered Weaver (9 IP), 9-0 score, May 2, 2012 vs. Minnesota
CONSECUTIVE COMPLETE GAMES vs. ANGELS – Brandon Morrow (9 IP), 5-0 score, May 3, 2012 vs. Toronto; Henderson Alvarez (9 IP), 4-0 score, May 4, 2012 vs. Toronto
CONSECUTIVE COMPLETE GAME VICTORIES by ANGELS – Jerome Williams (9 IP), 4-0 score, May 1, 2012 vs. Minnesota; Jered Weaver (9 IP), 9-0 score, May 2, 2012 vs. Minnesota
CONSECUTIVE COMPLETE GAME DEFEATS vs. ANGELS – Brandon Morrow (9 IP), 5-0 loss, May 3, 2012 vs. Toronto; Henderson Alvarez (9 IP), 4-0 loss, May 4, 2012 vs. Toronto
1-0 GAME, VICTORY – Andrew Heaney (7.0 IP), Ty Buttrey (1.0 IP), Blake Parker (0.2 IP) & José Álvarez (0.1 IP); Sept. 9, 2018 at Chicago (A.L.)
1-0 GAME, DEFEAT – Justin Verlander (8 IP) & Ken Giles (1 IP); Sept. 12, 2017 vs. Houston
LAST ANGELS POSITION PLAYER TO PITCH – Francisco Arcia, Sept. 20, 2018 vs. Oakland (2.0 IP, 3 ER, 4 H, 2 HR)
TRIPLE PLAY by ANGELS – July 5, 1997 vs. Seattle
TRIPLE PLAY vs. ANGELS – Aug. 16, 2018 at Texas

BATTING

INSIDE-THE-PARK HOME RUN by ANGELS – Tommy La Stella; June 25, 2019 vs. Cincinnati (1st inning off Tyler Mahle)
INSIDE-THE-PARK HOME RUN vs. ANGELS – Edwin Encarnación; Apr. 2, 2018 vs. Cleveland (2nd inning off JC Ramírez)
PINCH-HIT HOME RUN by ANGELS – Brian Goodwin, Aug. 5, 2019 at Cincinnati (9th inning off David Hernandez) (first Angels pinch-hit HR of 2018)
PINCH-HIT HOME RUN vs. ANGELS – Chad Pinder, Sept. 20, 2018 at Oakland (7th inning off Francisco Arcia)
GRAND SLAM by ANGELS – Mike Trout – June 19, 2019 at Toronto (4th inning off Aaron Sanchez) (fourth Angels grand slam of 2019)
GRAND SLAM vs. ANGELS – James McCann – Aug. 16, 2019 vs. Chicago (A.L.) (8th inning off Ty Buttrey)
WALK-OFF HR by ANGELS – Matt Thaiss, July 28, 2019 vs. Baltimore (9th inning, solo HR off Mychal Givens)
WALK-OFF HR vs. ANGELS – Billy McKinney, June 20, 2019 at Toronto (10th inning, two-run HR off Ty Buttrey)
PINCH-HIT GRAND SLAM by ANGELS – Alberto Callaspo, May 26, 2012 at Seattle (6th inning off Felix Hernandez)
PINCH-HIT GRAND SLAM vs. ANGELS – Ben Broussard, Apr. 21, 2007 vs. Seattle (8th inning off Scot Shields)
TWO-HOME RUN GAME by ANGELS – Kole Calhoun, Sept. 14, 2019 vs. Tampa Bay (15th Angels two-HR game of 2019)
TWO-HOME RUN GAME vs. ANGELS – Carlos Correa, Sept. 20, 2019 vs. Angels (23rd two-HR game vs. Angels in 2019)
MULTIPLE ANGELS W/TWO-HR-OR-MORE IN ONE GAME – Mike Trout (2) & Luis Valbuena (2), Aug. 19, 2017 at Baltimore
THREE-HOME RUN GAME by ANGELS – Torii Hunter, June 13, 2009 vs. San Diego (previous: Garret Anderson, June 4, 2003 at Montreal in Puerto Rico)
THREE-HOME RUN GAME vs. ANGELS – George Springer, Sept. 22, 2019 at Houston (previous: Mookie Betts, Apr. 17, 2018 vs. Boston)
BACK-TO-BACK HOME RUNS by ANGELS – Justin Upton & Kole Calhoun, June 17, 2019 at Toronto (2nd inning)
BACK-TO-BACK HOME RUNS vs. ANGELS – Xander Bogaerts & JD Martinez, Sept. 1, 2019 vs. Boston (3rd inning)
BACK-TO-BACK-TO-BACK HOME RUNS by ANGELS – Tommy La Stella, Mike Trout & Shohei Ohtani, June 8, 2019 vs. Seattle (4th inning)
BACK-TO-BACK-TO-BACK HOME RUNS vs. ANGELS – Adrián Beltré, Mike Napoli & Nelson Cruz, Sept. 27, 2011 vs. Texas (5th inning)
THREE HOME RUNS, ONE INNING, by ANGELS – Justin Upton, Kole Calhoun & Shohei Ohtani, June 17, 2019 at Toronto (2nd inning)
THREE HOME RUNS, ONE INNING, vs. ANGELS – Miguel Sano, Max Kepler & Jonathan Schoop, May 23, 2019 (7th inning)
FIVE-HIT GAME by ANGELS – Mike Trout (5-for-5), Sept. 8, 2018 at Chicago (A.L.)
FIVE-HIT GAME vs. ANGELS – Josh Reddick, Sept. 26, 2019 vs. Angels (5-for-6)
FIVE-RBI GAME or more by ANGELS – Shohei Ohtani (5 RBI), Sept. 7, 2019 at Chicago (A.L.) (fifth occasion this season)
FIVE-RBI GAME or more vs. ANGELS – Daniel Vogelbach (6 RBI), July 19, 2019 vs. Angels
THREE STEALS, INDIVIDUAL, by ANGELS – Cameron Maybin (4 SB), June 9, 2017 at Houston
THREE STEALS, INDIVIDUAL, vs. ANGELS – Elvis Andrus (3 SBs), July 2, 2019 at Texas
BATTING FOR THE CYCLE by ANGELS – Shohei Ohtani, June 13, 2019 at Tampa Bay (7th Angel player/8th time in club history)
BATTING FOR THE CYCLE vs. ANGELS – Carlos Gomez, Apr. 29, 2017 at Texas
STRAIGHT STEAL OF HOME by ANGELS – Collin Cowgill, Sept. 21, 2013 vs. Seattle
STRAIGHT STEAL OF HOME vs. ANGELS – B.J. Upton, Sept. 17, 2007 vs. Tampa Bay
TWO HITS SAME INNING, INDIVIDUAL, by ANGELS – David Fletcher & Mike Trout, July 12, 2019 vs. Seattle (1st inning)
TWO HITS SAME INNING, INDIVIDUAL, vs. ANGELS – Adalberto Mondesi, Apr. 27, 2019 at Kansas City (1st inning)
WALK-OFF WIN, by ANGELS – Andrelton Simmons reached on E-3; Sept. 26, 2019 vs. Houston (12th inning)



ANGEL STADIUM



The 2020 season marks the Halos' 55th season at Angel Stadium, their home for 54 of their 59 seasons. After spending their first five years of existence playing at Wrigley Field and Chavez Ravine, the Angels landed in their new home in Orange County. Since opening the doors for its first exhibition game Apr. 9, 1966, Angel Stadium has played host to some of the Club's memorable events including seven Western Division clinching games (1979, 1982, 1986, 2007, 2008, 2009 and 2014), three All-Star Games (1967, 1989 and 2010) and the 2002 World Series, including the Angels' Game 7 victory over the San Francisco Giants to clinch the franchise's first championship. Angel Stadium has also seen several individual Halos leave their indelible marks on the game of baseball. Whether it be the four Angels no-hitters, Rod Carew's 3,000th hit, Reggie Jackson's 500th home run, Don Sutton's 300th win or Albert Pujols' 600th home run, Angel Stadium has housed some of Major League Baseball's most prestigious accomplishments.

Presently, Angel Stadium sits as baseball's fourth-oldest ballpark, trailing only Boston's Fenway Park, Chicago's Wrigley Field and Los Angeles' Dodger Stadium. Affectionately known as "The Big A", Angel Stadium has seen over 119 million fans pass through its gates since 1966, including a current stretch of 17 consecutive seasons of three million fans, a streak only the Angels and Yankees have achieved since 2003.

STADIUM QUICK FACTS

Location Site: 2000 Gene Autry Way, Anaheim, CA (off State College Blvd., between Orangewood Blvd. & Katella Ave., west of 57 freeway)

Design: Three-level structure

Seating Capacity: 45,517

Parking Capacity: Approximately 15,000 automobiles

Stadium Area: 140 acres

Foul Lines: 330 feet

Left Field: 347 feet

Left Field Power Alley: 389 feet

Center Field: 396 feet

Right Field Power Alley: 365 feet*

Right Field: 348 feet*

Outfield Fence Height: 8 feet

*Right Field and Right Field Power Alley fence raised from 8' to 18' in 1998 and lowered back to 8' in 2018

Construction: Started Aug. 31, 1964. Completed Apr. 8, 1966

Renovations: Started Oct. 1, 1996. Completed Mar. 27, 1998

First Game: California Angels vs. San Francisco Giants, April 9, 1966

First Regular Season Game: California Angels vs. Chicago White Sox, Apr. 19, 1966


Total Regular Season Games Played (entering 2019): 4,241

Total Postseason Season Games Played (entering 2019): 34

First Regular Season NFL Game: Los Angeles Rams vs. Detroit Lions, Sept. 7, 1980

Last Regular Season NFL Game: Los Angeles Rams vs. Washington Redskins, Dec. 24, 1994





After an Aug. 31, 1964 groundbreaking ceremony, Anaheim Stadium, as it was originally known, was completed in 1966 at a cost of \$24 million. The facility's centerpiece was a giant A-frame scoreboard standing 230 feet high and was the source of the stadium's nickname.


With a seating capacity of 43,250, Anaheim Stadium was built with "Convenience, Comfort and Courtesy" in mind. Narrow foul territory areas and quickly rising decks gave fans an up-close view of the action. Gradually-inclined ramps, escalators, wide aisles and helpful ushers as well as three surrounding freeways, 26 entrance lanes and 28 exit lanes added to the Big A's accessibility.

Anaheim Stadium underwent construction to enclose the stadium in 1979 for additional seating to accommodate the Rams' football games. Seating capacity was increased to 64,593 for baseball and more than 70,000 for football. A total of 108 executive style boxes were added to surround the rear of the Club Level. In addition to the Stadium Club, there were two other private dining areas designed for groups — the Stadium Pavilion and the Football Press Box.

- Apr. 10, 1964** — Anaheim City Council accepts letter of intent in special joint session of Council of Orange County Board of Supervisors, but Supervisors decline to join Anaheim in financing and constructing stadium. City Council unanimously votes to "Go it Alone." Contractor Del Webb pledges to complete stadium before April 1966 and proceeds with plans, at his own risk, pending final decision of Council. Council authorizes City Manager and City Attorney to draw up lease agreement with Angels and contract for construction of stadium.
- Aug. 8, 1964** — Anaheim and Angels sign 35-year lease for stadium.
- Aug. 25, 1964** — Purchase of 150 acres completed. By resolution, City Council officially names stadium "Anaheim Stadium."
- Aug. 26, 1964** — Anaheim and Del Webb Construction sign contract for construction of stadium to seat about 50,000 at maximum cost of \$16 million.
- Aug. 31, 1964** — Groundbreaking for construction of stadium. Angels owner Gene Autry, Del Webb and Anaheim Mayor Odra Chandler shoveled soil in a clearing surrounded by orange groves and corn fields.
- Aug. 26, 1965** — Structural steel construction of stadium completed.
- Sept. 2, 1965** — Decision made to open with 43,204 seating capacity.
- Oct. 1, 1965** — Stadium grass planted.
- Oct. 15, 1965** — Last concrete poured.
- Nov. 15, 1965** — Installation of seats begins.
- Nov. 23, 1965** — Compaction and grading of parking lot begins.
- Dec. 8, 1965** — Model of scoreboard is unveiled; Standard Oil Company to finance \$1 million, 230-foot, A-frame scoreboard structure in left field.
- Dec. 29, 1965** — Placement of light towers; work on scoreboard begins.
- Apr. 9, 1966** — Anaheim Stadium opens in Angels exhibition vs. San Francisco Giants.



ANGEL STADIUM



At that time, the Big A board was preserved and moved to the edge of the parking lot adjacent to the Orange Freeway behind the right field area.

When the Rams left for St. Louis, Anaheim Stadium's primary tenant remained the Angels, who originally signed a 35-year contract (through 2001). Renovations began Oct. 1, 1996, to revert the 30-year old structure back to a baseball only facility and the ballpark was renamed Edison International Field. The total cost for the stadium renovation was estimated at \$100 million and the project was completed in time for the Angels' Opening Day, Apr. 1, 1998. New enhancements were added all around the ballpark but perhaps the most noticeable is the center field waterfalls and rock formation that come together to form an "A". Settled inside the waterfall's rapids are water geysers that originally shot water into the air whenever an Angels player hit a home run.

Other unique features of Angel Stadium include terraced bullpens in the outfield, widened concourses, new restroom and concession areas, family-oriented seating sections, state-of-the-art club-level and dugout-level suites, a youth-oriented interactive game area and landscaped courtyards (with statues in remembrance of Gene Autry and Michelle Carew).

In addition, Angel Stadium includes two full-service restaurants: The St. Archer Brewing Co. Club (a sports bar located at the club level down the right field line) and The Lexus Diamond Club (an upscale restaurant with outdoor seating on the field level behind home plate). In 2014, the newest luxury seating area was added to the ballpark with the opening of HALO, now known as the Don Julio Club.

During the 2016 and 2017 offseasons, Angel Stadium underwent several major upgrades. The first round of improvements began immediately following the 2016 season when a new state-of-the-art LED stadium light system was installed. The following offseason, Angel Stadium received one of its largest technological enhancements to date. In Oct., 2017, the Angels partnered with Daktronics to bring 14 LED displays, including two new video boards in both left and right field to Angel Stadium. At the time it was installed, the right field display was the third largest in Major League Baseball at 9,500 square feet and features 7.7 million LEDs. Eight ribbon displays totaling 1,168 feet in length were also installed along the seating fascia to provide additional statistics and graphics. The largest of these included the entire fascia length along the first and third baselines. Finally, a new out-of-town scoreboard replaced the existing board on the right field wall. All total, the Club added more than 23,000 square feet of new LED displays to their home venue.

Also installed prior to the 2018 season was a new state-of-the-art sound system. The main seating bowl now has 300 speakers plus more than 50 subwoofers and is powered by 200,000 watts.

With the enhancements made throughout the course of the past several years, Angel Stadium proudly maintains the title of the fourth-oldest ballpark in the Majors while offering its guests access to some of the latest technological amenities. As a result, Angel Stadium continues to be one of Southern California's most unique sports venues.




Nestled in the corner of the Angel Stadium parking lot is one of the ballpark's most recognizable features, "The Big A" message board. With the completion of Anaheim Stadium in 1966, the facility's centerpiece was a giant A-frame scoreboard standing 230 feet high. At the time, it was the largest scoreboard ever constructed and became the source of the stadium's nickname. The Big A's original home was just beyond the left field wall where it served as the facility's main scoreboard for over a decade. When the stadium underwent construction to accommodate the Los Angeles Rams in 1979, The Big A was preserved and moved to its current location in the southeastern corner of the parking lot, adjacent to the 57 freeway. Contractors used a 125-ton crane and two large dollies to move the structure over 1,200 feet across the stadium lots.

The Angels have long utilized The Big A to celebrate each of the club's victories. After every Angel win, both home and road, the 70-foot wide halo atop the Big A is illuminated for fans both inside the ballpark and out to see. It is customary for the halo to remain lit until dawn of the day following a victory. The Angels are one of the few sports franchises whose post-victory tradition signals a win to all within sight of their facility.

Since its construction in 1966, The Big A has undergone several modifications and facelifts. The scoreboard's original color palette was all white with a gold halo before becoming green, gold and beige when the stadium was renamed Edison Field. In February, 2002, with the club switching their uniform scheme back to red as the primary color, the Big A was painted red and beige. The landmark then underwent additional changes after the 2009 season when the structure was painted all red. A new full-color display was added to the front facade, replacing the former dot-matrix board and a new halo was placed at the top. A third extensive renovation took place prior to the 2018 season as part of Angel Stadium's overall enhancements. The Big A received a new LED marquee, illuminated Angel Stadium sign and a new modernized LED Halo adorned the top of the famed structure.

As it currently sits, the Club has the ability to display full pictures, texts and graphics as well as turn the halo nearly any color it desires. The most commonly displayed colors on the structure's crown are red, white, blue, green and orange.



BIG A QUICK FACTS

Height.....	230 feet
Width at base (overall).....	103 feet, 6 inches
Base of each leg.....	25 feet x 3 feet
Halo diameter.....	70 feet
Halo height.....	3 feet, 2 inches
Halo elevation.....	202 feet
Number of pixels on current Halo.....	53,600
Message board face.....	40.7 feet x 34.1 feet
Original message board elevation from the top.....	82 feet, 9 inches
Number of lights on the original A-frame.....	128 lamps per leg
Number of lights on the original Halo.....	140 lamps





ANGEL STADIUM FIRSTS

Regular Season Game:**Pitcher:****Batter:****Angels Batter:****Winning Pitcher:****Losing Pitcher:****Time of Game:****Attendance:**

Apr. 19, 1966 (Chicago White Sox 1, Angels 3)

Marcelino Lopez, Angels vs. White Sox, Apr. 19, 1966

Tommy Agee, White Sox at Angels, Apr. 19, 1966 (ground out to SS)

Jose Cardenal, Apr. 19, 1966 (pop out to 2B)

Tommy John (7 IP, 3 H, 1 R, 1 ER, 3 BB, 4 SO), White Sox, Apr. 19, 1966

Marcelino Lopez (7.2 IP, 5 H, 3 R, 2 ER, 1 BB, 8 SO), Angels, Apr. 19, 1966

2 hours, 38 minutes

31,660

Angels Win:**Hit:****Angels Run:****Double:****Triple:****Home Run:****Grand Slam:****Angels Grand Slam:****RBI:**

Apr. 20, 1966 (Chicago White Sox 3, Angels 4)

Jim Fregosi, Apr. 19, 1966 (double in the 1st inning)

Rick Reichardt, Angels, Apr. 19, 1966 vs. White Sox

Jim Fregosi, Angels, Apr. 19, 1966 vs. White Sox (1st inning)

Paul Schaal, Angels, Apr. 20, 1966 vs. White Sox (2nd inning)

Rick Reichardt, Angels, Apr. 19, 1966 vs. White Sox (solo home run)

Curt Blefary, Baltimore, June 6, 1967 (9th inning)

Bill Voss, Apr. 18, 1970 vs. Kansas City (5th inning)

Rick Reichardt, Angels, Apr. 19, 1966 vs. White Sox (solo home run)

Angels Winning Pitcher:**Save:****Save by an Angels Pitcher:****Strikeout:****Complete Game:****Shutout:****No-Hitter:****Perfect Game:**

Ed Sukla (1.2 IP, 0 H, 0 R, 2 BB, SO), Apr. 20, 1966 vs. White Sox

Eddie Fisher (2 IP, 1 H, 0 R, 1 BB, 0 SO), White Sox, Apr. 19, 1966

Bob Lee (2 IP, 3 H, 1 R, 1 ER, 0 BB, 0 SO), Apr. 22, 1966 vs. Twins

Marcelino Lopez, Angels vs. White Sox, Apr. 19, 1966 (struck out Pete Ward)

Dean Chance (9 IP, 6 H, 2 R, 1 ER, 2 BB, 5 SO), May 4, 1966 vs. Oakland

George Brunet (9 IP, 2 H, 0 R, 6 BB, 8 SO), Angels, June 8, 1966 vs. White Sox

Clyde Wright (9 IP, 0 H, 0 R, 3 BB, 1 SO), Angels, July 3, 1970 vs. Oakland

None

Exhibition Game:**Postseason Game:****Interleague Game:****Rainout:**

Apr. 9, 1966 (San Francisco 9, Angels 2)

Oct. 5, 1979 (Baltimore 3, Angels 4)

June 12, 1997 (San Diego 4, Angels 8)

Apr. 8, 1975 vs. Kansas City

* All info is for regular season games only unless otherwise noted

OPENING DAY LINEUPS 1966

Chicago White Sox

Tommy Agee, CF

Don Buford, 3B

Floyd Robinson, RF

John Romano, C

Pete Ward, LF

Bill Skowron, 1B

Ron Hansen, SS

Al Weis, 2B

Tommy John, P

California Angels

Jose Cardenal, CF

Bobby Knoop, 2B

Jim Fregosi, SS

Joe Adcock, 1B


Jackie Warner, RF

Rick Reichardt, LF

Paul Schaal, 3B

Buck Rodgers, C

Marcelino Lopez, P



ATTENDANCE



In 2019, the Angels finished with a home attendance of 3,019,012, the second highest mark in the A.L., trailing only the New York Yankees and fifth best in the Major Leagues. The Angels road attendance was 2,174,808. 2019 marked the 17th consecutive season over three million fans, 22nd straight season above the two million mark (36th time in club history) while road attendance figures marked the 27th time over two million fans. The club tallied three sellouts at Angel Stadium in 2019.

On May 19, 2016 a record-setting 45,007 fans came through the gates to watch the club square off against the Dodgers, setting the mark for the largest crowd at Angel Stadium of Anaheim during a regular season game.

The Angels established their single-game home attendance figure when 64,406 witnessed Game 1 of the 1982 ALCS against Milwaukee, Oct. 5 at Anaheim Stadium. During the ensuing 1983 campaign, the top two regular season crowds in club history were set when 63,132 watched the Angels host Kansas City, July 4, and 63,073 viewed the Apr. 23 game against Baltimore.

YEAR	HOME	AWAY	TOTAL	YEAR	HOME	AWAY	TOTAL
(Wrigley Field; 1961)				1990	2,555,688	2,042,315	4,598,003
1961	603,510	712,510	1,316,020	1991	2,416,236	2,336,106	4,752,342
(Chavez Ravine; 1962-65)				1992	2,065,444	2,117,538	4,182,982
1962	1,144,063	861,699	2,005,762	1993	2,057,460	2,286,553	4,344,013
1963	821,015	657,245	1,478,260	1994	1,512,622	1,577,606	3,090,228
1964	760,439	719,631	1,480,070	1995	1,748,680	1,871,338	3,620,018
1965	566,727	756,000	1,322,727	1996	1,820,333	2,105,769	3,926,102
(Anaheim Stadium; 1966-97)				1997	1,767,324	1,820,521	3,587,845
1966	1,400,321	884,181	2,284,502	(Edison International Field; 1998-2003)			
1967	1,317,713	971,836	2,289,549	1998	2,519,063	2,234,389	4,753,452
1968	1,025,956	912,803	1,938,759	1999	2,253,123	2,203,406	4,464,004
1969	758,388	805,415	1,563,803	2000	2,066,977	2,272,015	4,338,992
1970	1,077,741	976,786	2,054,527	2001	2,000,917	2,499,385	4,500,304
1971	926,373	851,525	1,777,898	2002	2,305,557	2,143,937	4,449,494
1972	744,190	814,630	1,558,820	2003	3,061,094	2,177,087	5,238,181
1973	1,058,206	964,831	2,023,037	(Angel Stadium of Anaheim; 2004 - current)			
1974	917,269	860,552	1,777,821	2004	##3,375,677	2,391,458	5,767,135
1975	1,058,163	975,645	2,033,808	2005	3,404,686	2,462,630	5,867,078
1976	1,006,774	1,094,333	2,101,107	2006	3,406,790	2,242,532	5,649,322
1977	1,432,633	1,345,027	2,777,660	2007	3,365,632	2,527,958	5,893,590
1978	1,755,366	1,366,915	3,122,281	2008	3,336,747	2,399,332	5,736,079
1979	2,523,575	1,728,537	4,252,112	2009	3,240,374	2,124,179	5,364,553
1980	2,297,327	1,399,754	3,697,081	2010	3,250,814	2,450,870	5,701,684
1981	1,441,545	831,550	2,273,095	2011	3,166,321	2,116,193	5,282,514
1982	1,897,360	1,897,660	4,705,020	2012	3,061,770	2,497,339	5,559,109
1983	2,555,016	1,882,234	4,437,250	2013	3,019,505	2,234,632	5,254,137
1984	2,402,997	1,723,251	4,126,248	2014	3,095,935	2,253,991	5,349,926
1985	2,567,427	1,793,715	4,361,142	2015	3,012,765	2,345,619	5,358,384
1986	2,655,892	1,685,439	4,341,331	2016	3,016,142	2,322,769	5,338,911
1987	2,696,299	1,877,624	4,573,923	2017	3,019,585	2,240,721	5,260,306
1988	2,340,925	1,894,314	4,235,239	2018	3,020,216	2,270,826	5,291,042
1989	2,647,291	1,970,796	4,618,087	2019	3,019,012	2,174,808	5,193,820

Bold - club season records

##Club record 45 home sellouts in 2004

TOP 10 REGULAR SEASON SELLOUT CROWDS AT ANGEL STADIUM (SINCE RENOVATION)

DATE	ATTENDANCE	OPP. / SCORE	4/8/2018	44,742	A's/6-1 win
6/10/2019★	45,477	Dodgers/5-3 win	4/28/2018	44,649	Yankees/1-11 loss
6/11/2019	45,404	Dodgers/5-3 win	6/2/2018	44,603	Rangers/2-3 loss
5/19/2016	45,007	Dodgers/7-4 win	4/29/2018	44,593	Yankees/1-2 loss
4/17/2018	44,822	Red Sox/10-1 loss	8/7/2014	44,561	Dodgers/0-7 loss
6/29/2017	44,807	Dodgers/2-6 loss			

★ Largest crowd at Angel Stadium of Anaheim during regular season

ANGEL STADIUM GROUND RULES

DUGOUT AND PHOTOGRAPHERS' AREAS

- Ball striking any forward facing green padded dugout or photographer well railing and rebounding onto playing field: In Play.
- Ball striking or resting on padded flat area at the home plate end of the Angels' dugout is considered in the dugout: Out of Play. (Fielder is permitted to lean on or over this area in an attempt to field the ball.)

OUTFIELD AREA

- Ball hitting yellow square at top of outfield wall on right side of bullpen gate: In Play (However, ball hitting fence support above yellow square is considered to have gone over fence (i.e. home run, ground-rule double, etc.)).
- Ball striking right field wall above yellow line: Home Run.

CLUB HISTORY





ATTENDANCE

OPPONENT RECORDS, GAME AT ANGEL STADIUM

CLUB	ATTENDANCE	DATE	CLUB	ATTENDANCE	DATE
Arizona	42,483	June 16, 2012	Minnesota	44,064	Aug. 11, 2007
Atlanta	43,919	June 13, 2008	New York (A.L.)	44,649	April 28, 2018
Baltimore	44,027	Aug. 5, 2008	New York (N.L.)	43,721	June 15, 2003
Boston	44,822	April 17, 2018	Oakland	44,742	April 8, 2018
Chicago (A.L.)	44,135	Apr. 30, 2006	Philadelphia	38,802	Aug. 13, 2014
Chicago (N.L.)	44,020	Apr. 4, 2016	Pittsburgh	44,010	June 23, 2007
Cincinnati	37,260	June 25, 2019	San Diego	44,159	June 18, 2006
Cleveland	44,020	July 18, 2006	San Francisco	44,544	April 22, 2018
Colorado	43,781	June 26, 2006	Seattle	44,644	July 1, 2017
Detroit	44,311	May 12, 2017	St. Louis	42,707	July 4, 2013
Houston	44,264	July 21, 2018	Tampa Bay	44,125	July 15, 2006
Kansas City	44,489	Apr. 10, 2015	Texas	44,603	June 2, 2018
Los Angeles (N.L.)	45,477	June 10, 2019	Toronto	44,021	July 4, 2008
Miami	43,883	June 18, 2005	Washington	43,874	June 14, 2005
Milwaukee	41,423	Aug. 13, 2004			

ALL-TIME REGULAR SEASON ATTENDANCE RECORDS

Season:	Total	5,893,590 (2007)
	Anaheim Stadium	2,807,360 (1982)
	Angel Stadium	3,406,790 (2006)
	Road	2,527,958 (2007)
Single Game:	Wrigley Field	19,930 (Aug. 22, 1961, New York-N)
	Dodger Stadium	53,591 (July 13, 1962, New York-N)
	Anaheim Stadium	63,132 (July 4, 1983, Kansas City-D)
	Angel Stadium	45,477 (June 10, 2019, Los Angeles-N)
	Road	60,108 (June 3, 1973, New York-D)
Night Game:	Wrigley Field	19,930 (Aug. 22, 1961, New York)
	Dodger Stadium	53,591 (July 13, 1962, New York)
	Anaheim Stadium	63,073 (Apr. 23, 1983, Baltimore)
	Angel Stadium	45,477 (June 10, 2019, Los Angeles)
	Road	57,762 (Apr. 6, 1977, Seattle)
Day Game:	Wrigley Field	19,722 (May 7, 1961, New York)
	Dodger Stadium	44,912 (June 3, 1962, New York)
	Anaheim Stadium	63,132 (July 4, 1983, Kansas City)
	Angel Stadium	44,742 (April 8, 2018, Oakland)
	Road	60,108 (June 3, 1973, New York)
Doubleheader:	Wrigley Field	16,297 (Apr. 30, 1961, Kansas City)
	Dodger Stadium	18,902 (May 19, 1965, Minnesota)
	Anaheim Stadium	43,461 (Aug. 5, 1988, Chicago)
	Angel Stadium	43,044 (Sept. 6, 2003, Kansas City)
	Road	58,556 (June 9, 1968, New York)
Season Opener:	Wrigley Field	11,931 (Apr. 27, 1961, Minnesota-D)
	Dodger Stadium	21,864 (Apr. 9, 1963, Boston-N)
	Anaheim Stadium	51,145 (Apr. 26, 1995, Detroit-N)
	Angel Stadium	44,489 (Apr. 10, 2015, Kansas City)
	Road	57,762 (Apr. 6, 1977, Seattle-N)
Three-Game Series:	Wrigley Field	59,522 (Aug. 22-24, 1961, New York)
	Dodger Stadium	146,623 (June 1-3, 1962, New York)
	Anaheim Stadium	175,058 (Aug. 11-13, 1989, Oakland)
	Angel Stadium	133,035 (June 22-24, 2012, Los Angeles)
	Road	168,000 (June 15-17, 2007, Los Angeles)
Four-Game Series:	Wrigley Field	15,247 (Aug. 28-30, 1961, Baltimore)
	Dodger Stadium	36,792 (Aug. 30-Sept. 2, 1965, New York)
	Anaheim Stadium	173,347 (July 1-4, 1983, Kansas City)
	Angel Stadium	176,219 (July 21-24, 2005, New York-AL)
	Road	215,776 (July 31-Aug. 3, 2008, New York-AL)

POSTSEASON ATTENDANCE AT ANGEL STADIUM

2002 ALDS	45,072	(Oct. 19, 2002-N)	2005 ALCS	44,725	(Oct. 14, 2005-N)
	45,067	(Oct. 5, 2002-D)		44,857	(Oct. 15, 2005-N)
2002 ALCS	44,234	(Oct. 11, 2002-N)		44,712	(Oct. 16, 2005-N)
	44,830	(Oct. 12, 2002-N)	2007 ALDS	45,262	(Oct. 7, 2007-N)
	44,835	(Oct. 13, 2002-D)	2008 ALCS	44,997	(Oct. 1, 2008-N)
2002 World Series	44,603	(Oct. 19, 2002-N)		45,354	(Oct. 3, 2008-N)
	44,584	(Oct. 20, 2002-N)	2009 ALDS	45,070	(Oct. 8, 2009-N)
	44,506	(Oct. 26, 2002-N)		45,223	(Oct. 9, 2009-N)
	44,598	(Oct. 27, 2002-N)	2009 ALCS	44,911	(Oct. 19, 2009-D)
2004 ALDS	44,608	(Oct. 5, 2004-D)		45,160	(Oct. 20, 2009-N)
	45,118	(Oct. 6, 2004-N)		45,113	(Oct. 22, 2009-N)
2005 ALDS	45,142	(Oct. 4, 2005-N)	2014 ALDS	45,321	(Oct. 2, 2014-N)
	45,150	(Oct. 5, 2005-N)		45,361	(Oct. 3, 2014-N)
	45,133	(Oct. 10, 2005-N)			

ALL-STAR GAME



38TH ANNUAL ALL-STAR GAME JULY 11, 1967 ★ ANAHEIM STADIUM

NATIONAL LEAGUE 2, AMERICAN LEAGUE 1 (15 INNINGS)



Major League Baseball's Midsummer Classic made its first appearance at what was then known as Anaheim Stadium on July 11, 1967, with 20 eventual Hall of Famers participating in a game for the ages.

Cincinnati's Tony Perez clubbed a solo home run in the top of the 15th inning to give the National League a 2-1 win, capping what remains one of the longest All-Star Games in history (the 2008 All-Star Game at Yankee Stadium also lasted 15 innings). Perez's home run earned him MVP honors in what was the 38th Annual All-Star Game.

Dean Chance of Minnesota and Juan Marichal of San Francisco started a contest that was dominated by pitching. National and American League hurlers combined to set an All-Star Game record for combined strikeouts (30) that would not be broken until 2008.

For the first time in All-Star Game history, the long ball accounted for all the scoring, with Philadelphia's Dick Allen giving the National League an early 1-0 by sending an offering from Chance over the left field boards in the second inning. The American League answered when Baltimore's Brooks Robinson took the Cubs' Ferguson Jenkins deep to even up the score at 1-1 in the bottom of the sixth inning.

A crowd of 46,309 watched as all 12 pitchers that entered the game recorded at least one strikeout. The game remained deadlocked at 1-1 until the 15th inning, when Perez deposited a pitch from Oakland's Jim "Catfish" Hunter over the left field wall to give the N.L. a 2-1 lead. Rookie Tom Seaver of the Mets came in and closed the door on the American League in the bottom of the 15th inning. The Dodgers' Don Drysdale earned the win, while Hunter was saddled with the loss.

The Angels were represented by shortstop Jim Fregosi, who went 1-for-4, and first baseman Don Mincher, who was 1-for-1.

ALL-STAR ROSTERS

NATIONAL LEAGUE

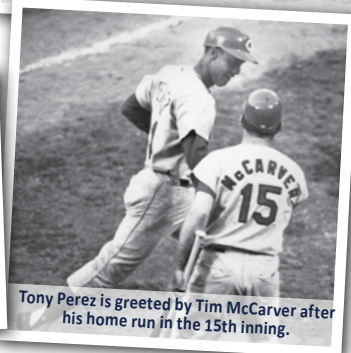
Mike Cuellar
Don Drysdale
Bob Gibson
Ferguson Jenkins
Denny Lemaster
Juan Marichal
Claude Osteen
Tom Seaver
Chris Short
Tom Haller
Tim McCarver
Joe Torre
Ernie Banks
Orlando Cepeda
Tommy Helms
Bill Mazeroski
Dick Allen
Tony Pérez
Gene Alley
Hank Aaron
Lou Brock
Roberto Clemente
Willie Mays
Pete Rose
Rusty Staub
Jimmy Wynn

AMERICAN LEAGUE

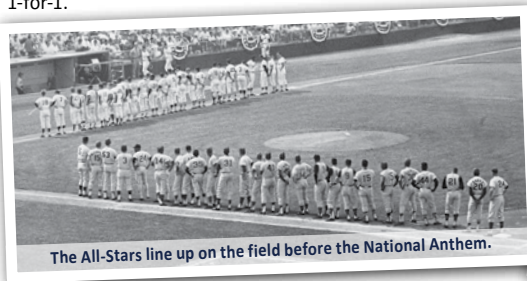
Dean Chance
Al Downing
Steve Hargan
Joe Horlen
Catfish Hunter
Jim Lonborg
Jim McGlothlin
Gary Peters
Paul Casanova
Andy Etchebarren
Bill Freehan
Harmon Killebrew
Mickey Mantle
Don Mincher
Rod Carew
Max Alvis
Brooks Robinson
Jim Fregosi
Dick McAuliffe
Rico Petrocelli
Tommie Agee
Ken Berry
Tony Conigliaro
Al Kaline
Tony Oliva
Frank Robinson
Carl Yastrzemski



The American League All-Stars pose for a pregame photo.



Tony Perez is greeted by Tim McCarver after his home run in the 15th inning.



The All-Stars line up on the field before the National Anthem.

CLUB HISTORY



ALL-STAR GAME

60TH ANNUAL ALL-STAR GAME
JULY 11, 1989 ★ ANAHEIM STADIUM

AMERICAN LEAGUE 5, NATIONAL LEAGUE 3



The Midsummer Classic returned to Anaheim Stadium on July 1, 1989, and Bo Jackson stole the show. The Royals outfielder led the American League to a 5-3 win and earned MVP honors in the game's 60th renewal.

A sellout crowd of 64,036 had barely settled into their seats when

Jackson led off the bottom of the first inning with a tape measure home run off 40-year-old National League starter Rick Reuschel. When the ball finally came down, it landed on the batter's eye in centerfield, an estimated 448 feet from home plate. The next batter, Boston's Wade Boggs, stepped to the plate and promptly homered off Reuschel, giving the American League an early 2-0 lead.

42-year-old Nolan Ryan of Texas returned to Anaheim Stadium, where he spent eight years with the Angels, to start for the American League and went on to earn the win. Bobby Bonilla and Kevin Mitchell of the National League and the American League's Ruben Sierra all had two hits.

But the evening belonged to Jackson. He had two hits, stole a base, scored the winning run and made a running catch of Pedro Guerrero's bloop with two men in scoring position in the first inning to snuff out a National League threat. Jackson became the second man — following Willie Mays — to hit a home run and steal a base in the same game.

Chuck Finley represented the Angels in the contest but did not play. Current Angel manager Mike Scioscia appeared as a catcher for the National League, going hitless in one at-bat.

Legendary Angel coach Jimmie Reese threw out the ceremonial first pitch.

ALL-STAR ROSTERS

NATIONAL LEAGUE

Bobby Bonilla
Tim Burke
Will Clark
Vince Coleman
Eric Davis
Glenn Davis
Mark Davis
Andre Dawson
John Franco
Pedro Guerrero
Tony Gwynn
Von Hayes
Orel Hershiser
Jay Howell
Howard Johnson
Barry Larkin
Kevin Mitchell
Tony Pena
Willie Randolph
Ryne Sandberg
Benito Santiago
Mike Schmidt
Mike Scioscia
Mike Scott
Ozzie Smith
John Smoltz
Darryl Strawberry
Rick Sutcliffe
Tim Wallach
Mitch Williams

AMERICAN LEAGUE

Harold Baines
Wade Boggs
Jose Canseco
Tony Fernandez
Chuck Finley
Julio Franco
Gary Gaetti
Mike Greenwell
Kelly Gruber
Mark Gubicza
Mike Henneman
Bo Jackson
Doug Jones
Jeffrey Leonard
Don Mattingly
Mark McGwire
Mike Moore
Dan Plesac
Kirby Puckett
Cal Ripken
Jeff Russell
Nolan Ryan
Steve Sax
Ruben Sierra
Terry Steinbach
Dave Stewart
Greg Swindell
Mickey Tettleton
Devon White



Bo Jackson accepts his MVP trophy at the 60th All-Star Game.



The A.L. All-Stars congratulate each other after a 5-3 triumph.



Hall of Famer Nolan Ryan delivers a pitch during the 2nd inning. Ryan worked two scoreless frames with three strikeouts.

CLUB HISTORY

ALL-STAR GAME



81ST ANNUAL ALL-STAR GAME JULY 13, 2010 ★ ANGEL STADIUM

NATIONAL LEAGUE 3, AMERICAN LEAGUE 1



The Angels were hosts to the 81st edition of the Midsummer Classic on July 13, 2010. It marked the third time the All-Star Game was played at Angel Stadium and the 11th time the contest was featured in California.

The 2010 game featured the National League ending its 13-game winless streak with a 3-1 triumph in front of 45,408 fans. The N.L. won its first All-Star Game since 1996 at Philadelphia.

Atlanta catcher Brian McCann was selected as the Ted Williams All-Star Game MVP as his three-run double in the 7th inning propelled the N.L. to victory. McCann became the fifth catcher (sixth time) to win the award, joining Gary Carter (1981, 1984), Terry Steinbach (1988), Mike Piazza (1996) and Sandy Alomar, Jr. (1997).

There were a total of 58 players used in the contest, 30 by the A.L. and 28 by the N.L. There was a total of 33 first time All-Stars on the rosters. The Halos were represented by Mike Scioscia, Torii Hunter and Jered Weaver.

Boston's David Ortiz outlasted Florida's Hanley Ramirez to win the State Farm Home Run Derby while Angel prospect Hank Conger took home MVP honors in the XM Futures Game.



The All-Stars lineup during the National Anthem and fly-over for the 81st Mid Summer Classic.



Angel All-Stars Torii Hunter and Jered Weaver pose during the State Farm Home Run Derby.



Braves' catcher Brian McCann shows off his Ted Williams All-Star Game MVP Award.

ALL-STAR ROSTERS

NATIONAL LEAGUE

Heath Bell
Michael Bourn
Ryan Braun
Jonathan Broxton
Marlon Byrd
Matt Capps
Chris Carpenter
Andre Ethier
Rafael Furcal
Yovani Gallardo
Adrian Gonzalez
Roy Halladay
Corey Hart
Jason Heyward
Matt Holliday
Ryan Howard
Tim Hudson
Omar Infante
Ubaldo Jimenez
Josh Johnson
Hong-Chih Kuo
Tim Lincecum
Brian McCann
Evan Meek
Yadier Molina
Brandon Phillips
Martin Prado
Albert Pujols
Hanley Ramirez
Jose Reyes
Arthur Rhodes
Scott Rolen
Troy Tulowitzki
Chase Utley
Joey Votto
Billy Wagner
Adam Wainwright
Brian Wilson
David Wright
Chris Young

AMERICAN LEAGUE

Elvis Andrus
Andrew Bailey
Jose Bautista
Adrian Beltré
Clay Buchholz
John Buck
Miguel Cabrera
Trevor Cahill
Robinson Cano
Fausto Carmona
Carl Crawford
Neftali Feliz
Vladimir Guerrero
Josh Hamilton
Phil Hughes
Torii Hunter
Derek Jeter
Ian Kinsler
Paul Konerko
Cliff Lee
Jon Lester
Evan Longoria
Victor Martinez
Joe Mauer
Justin Morneau
David Ortiz
Dustin Pedroia
Andy Pettitte
David Price
Mariano Rivera
Alex Rodriguez
CC Sabathia
Joakim Soria
Rafael Soriano
Ichiro Suzuki
Nick Swisher
Matt Thornton
Jose Valverde
Justin Verlander
Jered Weaver
David Wells
Ty Wigginton



ANGELS ***HALL OF FAME***



ANGELS





ANGELS HALL OF FAME

Gene Autry, Bobby Grich, Jim Fregosi, Don Baylor, Rod Carew, Nolan Ryan, Jimmie Reese, Brian Downing, Chuck Finley, Bobby Knopp, Dean Chance, Mike Witt, Tim Salmon, Garret Anderson, Vladimir Guerrero and the 2002 World Champions are the 16 members in the Angels Hall of Fame.

Gene Autry, the man responsible for bringing an expansion franchise to the American League and Southern California region in December 1960, was inducted into the Angels Hall of Fame on July 19, 2011. His wife Jackie accepted the honor on his behalf, accompanied by Angels Owner Arte Moreno, and Angels Hall of Fame members Rod Carew, Chuck Finley, Bobby Grich and Brian Downing during pregame ceremonies.

The "Singing Cowboy," who passed away Oct. 2, 1998 at the age of 91, was one of the most popular owners in Major League history. His love for baseball and the respect and admiration he had for those who played, coached and managed the game has been well documented.

The native of Tioga, TX was raised in Texas and Oklahoma. Originally discovered by Will Rogers in 1929, Autry gained popularity following a recording contract with Columbia records that same year. He first appeared on screen in 1934 and eventually starred in 93 films throughout his career. In 1940, theater exhibitors of America voted him the fourth biggest box office attraction, behind Mickey Rooney, Clark Gable and Spencer Tracy.

During his music career, Autry totaled 640 recordings, including more than 300 songs written or co-written by him. His records sold more than 100 million copies and he received more than a dozen gold and platinum records, including the first record ever certified gold. His Christmas and children's records "Here Comes Santa Claus (Right Down Santa Claus Lane)" and "Peter Cottontail" are among his platinum recordings. "Rudolph the Red-Nosed Reindeer," the second all-time best selling Christmas single, boasts in excess of 30 million in sales.

From 1940 to 1956 the public listened to him on *Gene Autry's Melody Ranch* radio show that was heard weekly over the CBS Radio Network. In addition, Autry's popularity was apparent during his personal appearance tours. The first performer to sell out Madison Square Garden, his concert and rodeo appearances throughout the United States and Europe are legendary and served as a model for other performers. Autry did two shows a day, seven days a week, for 65 to 85 days at a stretch.

Entertainer Gene Autry joined the Army Air Corps in 1942 and became Sgt. Gene Autry. During the war, he ferried fuel, ammunition and arms in the China-India-Burma theater of war and flew over the Himalayas, the hazardous air route known as "The Hump." When the war ended Autry was reassigned to Special Services, where he toured with a USO troupe in the South Pacific before resuming his movie career in 1946.

Autry's long-cherished dream came true with the opening of the Gene Autry Western Heritage Museum in November 1988, since acclaimed as one of the finest museums in the West. In January 2004 the museum merged with the Southwest Museum and the Autry National Center was created, consisting of three entities: the Southwest Museum of the American Indian, the Museum of the American West, and the Institute for the Study of the American West. Today thousands of visitors, children and adults alike, learn the fascinating history of America's West through world-class collections of art and artifacts.

Autry is the only entertainer to have all five stars on the Hollywood Walk of Fame, one each for Radio,


Recording, Motion Pictures, Television, and Live Theatre/performance. He was a 33rd Degree Mason and Honorary Inspector General and was given the prestigious award of the Grand Cross of the Court of Honor. Among the many hundreds of honors and awards Autry received were induction into the Country Music Hall of Fame; the American Academy of Achievement Award; the Los Angeles Area Governor's Emmy from The Academy of Television Arts & Sciences; and the Board of Directors Lifetime Achievement Award from the International Achievement in Arts Foundation. Gene Autry was also inducted into the Nashville Songwriters Hall of Fame, The National Cowboy Hall of Fame, the National Association of Broadcasters Hall of Fame, and he received The Songwriters Guild Life Achievement Award. He was also honored by his songwriting peers with a lifetime achievement award from ASCAP.

Perhaps his greatest honor was the retirement of uniform No. 26, symbolic of the 26th player on the Angels roster, a gesture initiated by members of the 1982 team.

Bobby Grich, who retired following the American League Championship Series against Boston in 1986, was inducted Feb. 3, 1988. He is one of only two Angels (Brian Downing) to participate in each of the Club's first three Western Division titles.



Gene Autry



Bobby Grich

CLUB HISTORY

ANGELS HALL OF FAME




Grich officially became an Angel Nov. 24, 1976. The native of Muskegon, MI concluded his Angels career with a .269 average in 1,222 games including 154 home runs and 557 RBI. During his career, Grich compiled the following overall numbers: .266 average, 2,008 games, 6,890 at-bats, 1,033 runs, 1,833 hits, 224 home runs and 864 RBI.

One of California's most popular players, Grich became only the second player in Club history to play 1,000 games-or-more (1,098) at one position, joining Fregosi who totaled 1,367 appearances at shortstop. Grich's .997 fielding percentage in 1985 established a Major League record for second basemen.

On the date of his induction, Grich ranked among the top three on several Angels all-time lists, including games (3rd), at-bats (3rd, 4,100), runs (3rd, 601), home runs (2nd), runs batted in (2nd), extra-base hits (3rd, 357), hits (3rd, 1,103), doubles (3rd, 183) and total bases (3rd, 1,788).

In 1981, Grich recorded a career-high .304 average and tied Dwight Evans, Tony Armas and Eddie Murray in the A.L. home run race (22 each). He became the first second baseman to lead the league in home runs since Nap Lajoie of Philadelphia totaled 14 in 1901. He also became the first A.L. second baseman to lead in slugging since George Stirnweiss with the Yankees in 1945 (.476).

In 1980, Grich was co-winner of the Owner's Trophy, symbolic of the club's Most Valuable Player as selected by the players.



Jim Fregosi

Jim Fregosi, a six-time Angels All-Star, was inducted May 17, 1989. He appeared with the Halos from 1961-71 as a player and then managed the Club from June 1, 1978 through May 28, 1981. Fregosi guided the Angels to an 87-75 finish in 1978 and a second place tie prior to the memorable 1979 season when the Club captured their first-ever Western Division title. For his efforts, Fregosi was runner-up in balloting by the Associated Press for A.L. Manager of the Year. He finished with a 237-248 record managing the Angels.

As a player, Fregosi's career spanned 18 seasons during which he registered a .265 lifetime average. He was originally acquired by the Angels Dec. 14, 1960 in the expansion draft from the Boston Red Sox.

Fregosi was voted the winner of the Angels Owner's Trophy three times and was a Gold Glove® recipient in 1967.


At the time of his induction, Fregosi led on the Angels all-time lists in the following categories: games (1,429), at-bats (5,244), hits (1,408) and triples (70). In addition, he ranked second in runs (691), doubles (219), extra-base hits (404) and total bases (2,112).

Don Baylor, the first Angel to win the American League Most Valuable Player Award in 1979, was inducted on May 26, 1990. He appeared with the Angels from 1977-82. He was a member of the Angels first two Western Division Championships in 1979 and 1982. During his MVP season, Baylor compiled a .296 average with 36 home runs and a league-leading 139 RBI. He also led the league in games played (162) and runs scored (120). His marks in games played, runs scored, RBI and total bases set Club single-season records. In the 1982 American League Championship Series, he hit .294 with a grand slam and series-high 10 RBI.

Baylor's career spanned 19 Major League seasons during which he registered a .260 average and 338 home runs. He was originally acquired by the Angels Nov. 16, 1976 as a free agent. With the Halos, he averaged 23 home runs and 87 RBI, while batting .262 in six seasons.

Baylor was voted the winner of the Owner's Trophy twice (1978 & 1979) and earned All-Star recognition as an outfielder in 1979.


Upon his induction, Baylor ranked on Angels all-time list in the following categories: third in home runs (141), fourth in at-bats (3,105), runs (481), RBI (523) and total bases (1,390). In addition, he also ranked fifth in extra base hits (288), hits (813), doubles (140, tied with Carew) and stolen bases (89).



Don Baylor



ANGELS HALL OF FAME



Rod Carew

games (2,469), 31st in at-bats (9,315), 13th in hits (3,053) and sixth in singles (2,404) at the time of his induction. On the Angels' All-Time lists, he still ranks second in career average (.314).

Nolan Ryan, who became the 20th pitcher in Major League history to win 300 games (July 31, 1990 at Milwaukee) and owns a Major League record seven no-hitters and 5,714 strikeouts, was inducted and had his uniform No. 30 retired, June 16, 1992.

Ryan appeared with the Angels from 1972-79, compiling a 138-121 record and 3.06 ERA in 291 games. Ryan tossed four of his no-hitters with the Halos and holds or shares several Club records, including complete games (156), shutouts (40) and strikeouts (2,416). In 1977, he was selected "A.L. Pitcher of the Year" by *The Sporting News* and named to its All-Star team. In 1973, Ryan established a Major League record for strikeouts in a single season with 383. He was originally acquired by the Angels from the New York Mets, Dec. 10, 1971, along with pitcher Don Rose, outfielder Leroy Stanton and catcher Francisco Estrada in exchange for Jim Fregosi.

Ryan's career spanned 27 seasons, the most in Major League history. He began his career with the New York Mets, posting a 29-38 record and 3.58 ERA in 105 games (74 starts) from 1966-71. Following eight seasons with the Halos, he appeared with the Houston Astros from 1980-88, compiling a 106-94 mark and 3.13 ERA in 282 starts. He joined the Texas Rangers in 1989 and finished 51-39 with a 3.43 ERA in five seasons.

Ryan was named to eight All-Star teams (five with Angels) and appeared in five games, including as starting pitcher for the American League in 1979 in Seattle. He pitched two scoreless relief innings to win the 1989 game in Anaheim, becoming the oldest pitcher to win an All-Star Game. Ryan was inducted into the Baseball Hall of Fame, July 25, 1999.

Jimmie Reese, whose 23 years in an Angels uniform is second longest in Club history (Bobby Knoop - 24), was inducted on Aug. 2, 1995.

A former roommate of Babe Ruth, Reese began his career as a batboy for the Los Angeles Angels of the Pacific Coast League in 1917. He broke into baseball seven years later as a second baseman for the minor league Oakland Oaks.


Rod Carew was the 16th player in Major League history to collect 3,000 hits (Aug. 4, 1985 vs. Minnesota). He was inducted into the Angels Hall of Fame, Aug. 6, 1991 and the Baseball Hall of Fame in Cooperstown, NY, July 21, 1991.

Carew appeared with the Angels from 1979-85 and was a key member of the Club's first two Western Division titles in 1979 and 1982. His finest came in 1983, when he established a then club record for batting average at .339.

Carew's career spanned 19 Major League seasons, the first 12 with Minnesota. He won seven batting titles (1969, 1972-75, 1977-78) and the American League Most Valuable Player Award in 1977 when he hit .388 with 239 hits and 128 runs scored.


Carew was named "Rookie of the Year" by the BBWAA in 1967 and selected to the A.L. All-Star team 18 times (1967-84). He became the first Angel to start in five Midsummer Classics.

Originally acquired by the Angels from Minnesota, Feb. 3, 1979, Carew ranked 38th on baseball's all-time lists in average (.328), tied for 35th in



Nolan Ryan

Did You Know? Nolan Ryan appeared in 291 career games with the Angels. Of those 291 games, 156 (54%) were complete game efforts.



Jimmie Reese

CLUB HISTORY

ANGELS HALL OF FAME



Reese played one more year in the majors (1932 with St. Louis) before returning to the Pacific Coast League in 1933. In three Major League seasons, he hit .278, including a .345 mark in a reserve role for the Yankees in 1930.

Reese played 12 seasons in the PCL (Oakland, 1924-29; Los Angeles, 1933-36 and San Diego, 1937-38) and was honored as all-time second baseman of the league. He set a career fielding record for total chances with 9,890 and led the PCL in fielding three times (1927, 1929 & 1934).

On Mar. 30, 1972, Reese joined the Angels coaching staff. During his 23 years, he built a reputation for being the most prolific fungo hitter in baseball. In 1989, Reese was selected by the late Commissioner Bart Giamatti to throw out the ceremonial first pitch for the 60th All-Star Game at Anaheim Stadium. In 1992, he was named honorary captain of the American League All-Stars at the contest in San Diego. Jimmie Reese passed away on July 13, 1994 at the age of 92.

Brian Downing, who served 13 years in an Angel uniform, left the club as the all-time leader in almost every major offensive category. He is one of only two Angels (Bobby Grich being the other) to participate in each of the club's first three Western Division titles. He was inducted into the Angels Hall of Fame on Aug. 27, 2009.

Downing was originally acquired by California, Dec. 5, 1977, along with Dave Frost and Chris Knapp from the White Sox in exchange for Bobby Bonds, Thad Bosley and Richard Dotson. The Anaheim, CA native helped lead the Angels to their first Western Division title in 1979 batting a career-high .326 with 12 home runs and 75 RBI. His stellar performance earned him an All-Star selection.

During his 20-year career, Downing registered a .267 average in 2,344 games with 2,099 hits, 1,188 runs, 275 home runs and 1,073 RBI.

After 13 seasons, Downing topped many Angels' all-time lists with 1,661 games, 5,854 at-bats, 889 runs, 1,588 hits, 2,580 total bases, 282 doubles, 222 home runs, 846 runs batted in and 866 walks.

In 1984, Downing was co-winner of the Owner's Trophy, symbolic of the Club's Most Valuable Player as voted by the players.



Brian Downing



Chuck Finley

Chuck Finley, the Angels' all-time leader in wins with 165, was inducted into the Club's Hall of Fame on Aug. 27, 2009.

The four-time All-Star was originally drafted by the Halos in the first round (fourth overall pick) in the 1985 draft. He saw his first big league action the following season, joining the club for their memorable 1986 Western Division title run.

The West Monroe, LA native's career spanned 17 seasons in which he compiled a 200-173 record and a 3.85 ERA in 524 games.

On the date of his induction, he topped the Angels all-time list with 165 wins, 379 starts and 2,675 innings pitched while finishing second behind Nolan Ryan with 2,151 strikeouts and fourth with 57 complete games.

In a dominating three-year period from 1989-91, Finley posted a 52-27 record with a 2.93 ERA in 95 starts. In 1990, he enjoyed a career-year in which he took home the Owner's Trophy, going 18-9 with a 2.40 ERA, the third-lowest single season ERA in club history.

When he retired in 2002, Finley was one of only 25 pitchers in Major League history to record over 2,500 strikeouts.



Bobby Knoop

Bobby Knoop, one of the original Angel stars during the team's first decade of existence, was inducted on Sept. 5, 2013. The infielder was a four-time recipient of the Owner's Trophy (1964-66 & 1968), presented annually to the Club's MVP. He is one of just three Halos to win the award at least four times (Garret Anderson & Mike Trout).

The second baseman played six seasons with the Halos (1964-69) and combined with Jim Fregosi to form one of the most formidable double-play tandems in all of MLB. The duo claimed Rawlings Gold Gloves® in 1967, the second of three such honors for Knoop.

Knoop's best offensive season came in 1966 when he posted career-highs in home runs (17), RBI (72) runs (54) and triples (11). His 11 triples led the A.L. and he was named as an All-Star Game starter that season.

Originally signed by the Milwaukee Braves as an amateur free agent before the 1956 season, he was a Rule 5 Draft pick by the Angels from the Braves on Dec. 2, 1963. In his first season with the Angels in 1964, he played in all 162 games.



ANGELS HALL OF FAME

Dean Chance, one of the initial aces in team history, was inducted into the Angels Hall of Fame in 2015. Sadly, Chance passed away on Oct. 11, 2015 - just a few months after his induction.

In 1964, he became the Halos' first 20-game winner and Cy Young Award® recipient. At the time, he was the youngest recipient of the hardware.

During the 1964 campaign, Chance led the A.L. in wins (20), ERA (1.65) & innings pitched (278.1) while tossing 11 shutouts, including six by a 1-0 score. He also notched 207 punchouts, and allowed just a 1.01 WHIP. His 1.65 ERA stands as the Halos' single-season record by a starting pitcher.

Additionally in 1964, Chance threw four complete games (3 SHO) against the New York Yankees. Not only did Chance post a 4-0 mark vs. Yankees, he allowed just one run in 50 IP (0.18 ERA), a home run to Mickey Mantle. The feat easily ranks among the top dominant season pitching performances over one team in baseball history.

Over the course of six years with the Club, Chance posted a 74-66 record, 2.86 ERA (1131 IP - 360 ER) and 857 strikeouts. His career ERA remains the best all-time in Club history.




Dean Chance

Mike Witt, a decade-long (1981-90) Angels mainstay and local product (Servite HS) stands tall as one of the most dominant pitchers in Club history.

At time of his Angels Hall of Fame induction (2015), the two-time All-Star ranked fourth on the Club's all-time list in wins (109), starts (272) & strikeouts (1,283) and third in complete games (70) & innings pitched (1,965.1).

During his tenure, Witt was a member of two Western Division Champion teams (1982 & 1986). In 1986, he shouldered the Angels to the American League Championship Series with the best season of his career, posting a record of 18-10 with a 2.84 ERA.

Witt's most impressive accomplishment came on the last game of the 1984 season (Sept. 30 at Texas) when he became one of only 13 pitchers in history to throw a perfect game, striking out 10 en route to a 1-0 victory.



Mike Witt

Tim Salmon, affectionately tabbed as "Mr. Angel" and "The Kingfish," spent his entire 15-year career in a Halo uniform. In 2002, he helped guide the Angels to their first World Championship. Salmon finished with a .282 career average and was inducted into the Club's Hall of Fame in 2015 as the career leader in home runs (299) & walks (970). He ranked second in team history in games (1,672), at-bats (5,934), runs (986), hits (1,674), extra base hits (662) and RBI (1,016).

Salmon, originally selected in the third round of the 1989 MLB draft, made his Major League debut in 1992. That season, he was named by *Baseball America* as the Minor League Player of the Year. The following campaign, the slugger earned the nod as the A.L. Rookie of the Year batting .283 with an Angels' rookie-record 31 home runs and 95 RBI. Salmon's best season came in 1995 when he posted a slash line of .330/.429/.524 and captured a Silver Slugger Award®. From 1993 to 2000, he had just two OPS lines below .900 and never finished under .860 in that span.

The Kingfish was an integral part of the Halos' World Series crown in 2002, guiding the Club to the playoffs for the first time since 1986. Salmon hit two key home runs in Game 2 of the Fall Classic against San Francisco and batted .346 with a 1.067 OPS in the Series overall. That season, he was also tabbed as *The Sporting News* Comeback Player of the Year as he posted a .286 clip with 48 extra-base hits and 88 RBI.

Salmon played his final game on Oct. 1, 2006, against the Oakland Athletics and exited to a standing ovation from the Halo faithful.



Tim Salmon

CLUB HISTORY

ANGELS HALL OF FAME



The 2002 World Champion Angels were inducted into the Angels Hall of Fame on Aug. 18, 2012.

In route to capturing the franchise's first World Series title, the 2002 Angels finished with a 99-63 record during the regular season to claim the American League Wild Card and advance to the postseason for the first time since 1986. The Angels sat at 6-14 after 20 games (worst start in club history) but finished the season going 93-49 (.650) over their last 142 games. 43 of the 99 wins came in comeback fashion. The Club finished first in the A.L. with a franchise record .282 average and second with a 3.69 ERA. The Halos also ranked first in the junior circuit with a 2.98 relief ERA.

The offense was paced by team MVP Garret Anderson (.306, 56 2B, 29 HR, 123 RBI), A.L. Comeback Player of the Year Tim Salmon (.286, 22 HR, 88 RBI), Troy Glaus (30 HR, 111 RBI), Darin Erstad (.283, 99 runs, 23 SB) and leadoff man David Eckstein (.293, 107 runs, 21 SB).



On the mound, the starting staff featured Jarrod Washburn (18 wins), Kevin Appier (14 wins), Ramon Ortiz (15 wins) and rookie John Lackey (9 wins). The bullpen was guided by the likes of Troy Percival (40 saves), Brendan Donnelly (2.17 ERA), Ben Weber (2.54 ERA) and late season call-up Francisco Rodriguez. The pitching staff was guided by Gold Glove® catcher Bengie Molina.

In their first post season appearance in 16 years, the Angels defeated the New York Yankees in the Division Series (three games to one) to claim the first playoff series victory in club history. In the League Championship Series, the Halos defeated the Minnesota Twins (four games to one) to claim their first ever A.L. Pennant and earn a spot in the Fall Classic. Second baseman Adam Kennedy was named Most Valuable Player of the series, the second Angel to be named ALCS MVP (also Fred Lynn in 1982 ALCS). Kennedy became the third player in MLB history to hit three home runs in an LCS contest in Game 5.

The All-California World Series matched the Angels with the San Francisco Giants in the 99th edition of the Fall Classic. After the Giants took a 3-2 series lead, the stage was set for one of the more remarkable comebacks in playoff history. In Game 6, the Halos trailed 5-0 with seven outs left in their season until Spiezio's three-run home run brought the Club back into the game. An inning later, the Halos rallied for three more runs, keyed by Glaus' two-run double. The Angels' 6-5 comeback win was the biggest ever by a team facing series elimination.

42 years of waiting for a World Series crown came to a climactic close for Angels' fans on Sunday, Oct. 27, 2002. The Game 7 win was highlighted by Anderson's clutch bases clearing, three-run double in the third inning. Lackey received the win, becoming just the second rookie pitcher to win Game 7 of the World Series. Glaus was named MVP of the 2002 Fall Classic after hitting .385 (10/26) with seven runs, three doubles, three home runs and eight RBI.

The 2002 Angels' season was not ultimately defined by specific numbers or stats, but rather a group of individuals that comprised the true definition of a team.



CLUB HISTORY

2002 ANGELS ROSTER

Anderson, Garret (of)	Fasano, Sal (c)	Molina, Jose (c)	Schoeneweis, Scott (lhp)	Manager - Mike Scioscia
Appier, Kevin (rhp)	Figgins, Chone (inf)	Nieves, Jose (inf)	Sele, Aaron (rhp)	Coaches - Joe Maddon
Bellinger, Clay (inf)	Fullmer, Brad (inf)	Ochoa, Alex (of)	Shields, Scot (rhp)	(Bench), Bud Black
Callaway, Mickey (rhp)	Gil, Benji (inf)	Ortiz, Ramon (rhp)	Spiezio, Scott (inf)	(Pitching), Mickey
Cook, Dennis (lhp)	Glaus, Troy (inf)	Palmeiro, Orlando (of)	Wall, Donne (rhp)	Hatcher (Hitting), Ron
DaVanon, Jeff (of)	Kennedy, Adam (inf)	Percival, Troy (rhp)	Washburn, Jarrod (lhp)	Roenicke (Third Base),
Donnelly, Brendan (rhp)	Lackey, John (rhp)	Pote, Lou (rhp)	Weber, Ben (rhp)	Alfredo Griffin (First
Eckstein, David (inf)	Levine, Al (rhp)	Ramirez, Julio (of)	Wise, Matt (rhp)	Base), Bobby Ramos
Erstad, Darin (of)	Lukasiewicz, Mark (rhp)	Rodriguez, Francisco (rhp)	Wooten, Shawn (inf)	(Bullpen) and Orlando
Fabregas, Jorge (c)	Molina, Bengie (c)	Salmon, Tim (of)		Mercado (Bullpen)

* Players that appeared in at least one game with the club



ANGELS HALL OF FAME

Garret Anderson, one of the most productive offensive players in franchise history, spent 15 of his 17 professional seasons playing for the Angels. He was inducted into the Club's Hall of Fame on Aug. 20, 2016.

A two-time Silver Slugger recipient, three-time All-Star and four-time Angels Team MVP, Anderson remains atop the franchise all-time list in several key offensive categories including games (2,013), at-bats (7,989), runs (1,024), hits (2,368), total bases (3,743), extra-base hits (796), doubles (489) and RBI (1,292). He also ranks second in home runs with 272, trailing only fellow Angels Hall of Famer, Tim Salmon (299).

Following his selection in the fourth round of the 1990 June draft out of Kennedy High School in Granada Hills, CA, Anderson made his Major League debut July 27, 1994 vs. Oakland at the age of 22. He would go on to hit .321 with 19 doubles, 16 home runs and 69 RBI that season and finish second in the American League Rookie of the Year voting.

A key piece in the Club's 2002 title run, Angels' fans will long remember his bases-clearing, three-run double in Game Seven of the 2002 World Series. Anderson completed the 2002 postseason batting a combined .300 with four doubles, two home runs and 13 RBI.

After finishing fourth in A.L. MVP voting in 2002, he returned a year later with another solid All-Star season. During the All-Star game in Chicago, he became the first player since Cal Ripken, Jr. in 1991 to become both the Home Run Derby Champion and MVP of the All-Star Game.



Vladimir Guerrero became the 15th individual inducted into the Angels Hall of Fame on Aug. 26, 2017. No player in Club history had more of an immediate impact than 'Vladdy' in his initial campaign with the Angels in 2004. In that season, Guerrero captured American League MVP honors as he lifted the Halos to their first A.L. West crown since 1986. Vlad became just the second player in Angels' history to garner MVP honors, joining Don Baylor in 1979.

During the 2014 season, Guerrero tied a Club record and led the A.L. with 366 total bases while also pacing the junior circuit with 124 runs. His .337 average remains the highest single-season mark by a right-hander in team annals.

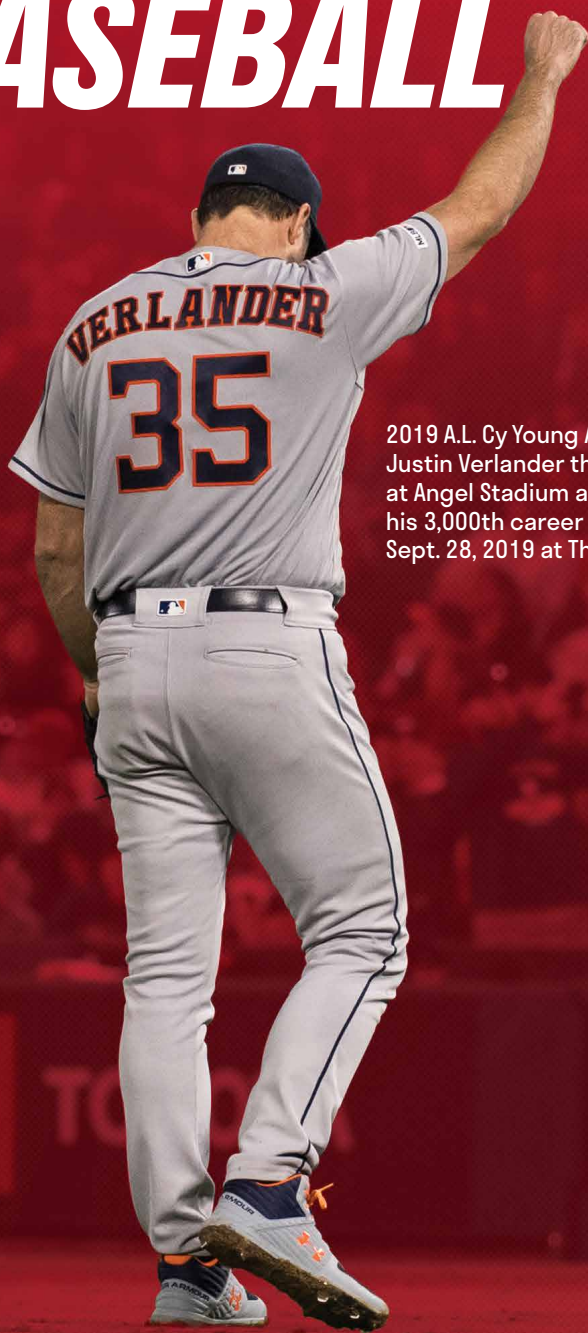
Most impressive during the 2014 campaign were Guerrero's numbers down the stretch. He was named A.L. Player of the Month for September batting .371 with 24 runs, 17 extra-base hits (10 HR) and 23 RBI.

Guerrero remains among the Angels' all-time leaders in several key offensive categories including average (1st, .319), runs (10th, 544), hits (10th, 1,034), total bases (7th, 1,767), extra-base hits (7th, 377), doubles (8th, 194), home runs (6th, 173), RBI (6th, 616), on-base percentage (4th, .381) and slugging percentage (2nd, .526). Guerrero was inducted into the Baseball Hall of Fame, July 29, 2018.



CLUB HISTORY

MAJOR LEAGUE BASEBALL



2019 A.L. Cy Young Award Winner
Justin Verlander thanks the fans
at Angel Stadium after recording
his 3,000th career strikeout on
Sept. 28, 2019 at The Big A.



MAJOR LEAGUE BASEBALL



NATIONAL BASEBALL HALL OF FAME AND MUSEUM

25 Main Street, Cooperstown, New York 13326

Phone: (607) 547-7200

Public Relations: (607) 547-0215

E-mail address: info@baseballhall.org

Website: baseballhall.org

Summer Hours: Memorial Day Weekend - Labor Day Weekend: 9 a.m. to 9 p.m.

Regular Hours: 9 a.m. to 5 p.m.

Holiday Closings: Thanksgiving Day, Christmas Day, and New Year's Day.

DIRECTORY: Jane Forbes Clark (Chairman), Joe Morgan (Vice Chairman), Tim Mead (President), Jeff Jones (Senior Vice President of Finance and Administration), Sean Gahagan (Vice President, Retail Merchandising & Licensing), Erik Strohl (Vice President, Exhibitions and Collections), Ken Meifert (Vice President, Sponsorship & Development)

RESEARCH AND LIBRARY CONTACTS: Jim Gates (Librarian)

PR CONTACTS: Jon Shestakofsky (Vice President, Communications) & Craig Muder (Communications Director)

HALL OF FAME WEEKEND 2020: July 24-27

Class of 2020: Derek Jeter, Marvin Miller, Ted Simmons and Larry Walker

Awards Presentation: Sat. July 25, 4:30 p.m. ET **Induction:** Sun. July 26, 1:30 p.m. ET, Clark Sports Center

ANGELS IN THE HALL OF FAME

Fourteen members of the National Baseball Hall of Fame have worn an Angels uniform, including 2019 electee Lee Smith. The other 13 are Bert Blyleven, Rod Carew, Vladimir Guerrero, Rickey Henderson, Whitey Herzog, Reggie Jackson, Eddie Murray, Frank Robinson, Nolan Ryan, Don Sutton, Hoyt Wilhelm, Dick Williams and Dave Winfield. For more information on Los Angeles/California/Anaheim/Los Angeles Angels of Anaheim in the Hall of Fame, visit the "Hall of Famers" team pages at www.baseballhall.org.

NOTABLE ANGELS ARTIFACTS IN COOPERSTOWN

- The caps worn by Taylor Cole and Felix Peña during their combined no-hitter on July 12, 2019.
- Cap worn by 2018 American League Rookie of the Year Shohei Ohtani in his big league pitching debut on April 1, 2018.
- Jersey worn by Albert Pujols on June 3, 2017, when he hit his 600th home run.
- Bat used by Mike Trout in the 2015 All-Star Game, in which he hit a HR and became the first player in history to win the game's MVP Award in back-to-back years.
- Bat used by Carlos Perez on May 5, 2015 when he became just the fourth player to hit a walk-off home run in his first major league game.
- Cap worn by Mike Trout when he won the 2014 All-Star Game MVP Award.
- Spikes worn by Albert Pujols when he hit his 500th home run on April 22, 2014.
- Spikes worn by Mike Trout when he became the youngest AL player to hit for the cycle on May 21, 2013.
- Cap and spikes worn by Mike Trout during his 2012 American League Rookie of the Year season.
- Jersey worn by Ervin Santana during his no-hitter on July 27, 2011 ball from the game and jersey worn by his catcher that day, Bobby Wilson.
- Balls from Francisco Rodriguez's 50th, 57th and record 58th save along with a jersey which set the new single season saves mark, on Sept. 13, 2008.
- Batting helmet worn by 2003 All-Star Game MVP Garret Anderson.
- Cap worn by John Lackey to win Game 7 of the 2002 Series.
- Bat used by Adam Kennedy to hit three home runs in the clinching Game 5 of the 2002 ALCS.
- Entire uniform worn by Rod Carew on Aug. 4, 1985, when he achieved his 3,000th career hit.



Cap worn by 2018 Rookie of the Year Shohei Ohtani on April 1, 2018.

A LOOK AHEAD TO 2021

Ballots for the 2021 Hall of Fame/BBWAA election will be distributed following the 2020 season with results from the voting scheduled to be announced in January 2021. A partial list of first-year candidates for election includes Mark Buehrle, Tim Hudson, Torii Hunter and Aramis Ramirez. Historical information on past BBWAA elections and the election process can be accessed at www.baseballhall.org or by contacting the Hall of Fame Communications department.

CONNECT TO COOPERSTOWN

- For up-to-the-minute news from Cooperstown, visit at www.baseballhall.org. Stay up-to-date on all the activity at the Hall of Fame's official site and through social networking on Facebook, Instagram, Twitter and YouTube.
- If you would like to receive interesting stories and timely news items direct from the Hall of Fame and get the inside track on the latest happenings in Cooperstown, sign up for *Inside Pitch*. There's no cost to receive our weekly electronic newsletter in your e-mail box at home or work and it's easy to enroll: Just log on to www.baseballhall.org/media/museum-facts.
- If you have an interest in receiving *Around The Horn*, the Hall's monthly media newsletter, please send an e-mail to info@baseballhall.org. Be sure to include your name, name of organization and e-mail address. Or visit www.baseballhall.org/media-info.

RESEARCH ASSISTANCE

The Hall of Fame is pleased to provide assistance in baseball research and members of the media are encouraged to utilize this valuable baseball resource whenever necessary by calling the Public Relations department at (607) 547-0215, or the Library Reference desk at (607) 547-0330.



Field Manager Brandon Hyde
 Named: . . . Dec. 14, 2018 replacing Buck Showalter
 Equipment Manager (Home) Chris Guth
 Equipment Manager (Road) Fred Tyler



BALTIMORE ORIOLES
 Oriole Park at Camden Yards
 333 West Camden Street
 Baltimore, MD 21201
 (410) 685-9800
 Seating Capacity: 45,971
 2019 Record:
 54-108 - 5th in A.L. East

CLUB DIRECTORY

Chairman of the Board/CEO Peter Angelos
 Executive Vice President John Angelos
 Executive Vice President & General Manager Mike Elias
 Director, Public Relations Kristen Hudak
 Senior Manager, Baseball Communications Jim Misudek
 Director, Team Travel Kevin Buck

ALL-TIME SERIES RESULTS

(Angels Listed First)

Year	Home	Road	Totals	Year	Home	Road	Totals	Year	Home	Road	Totals	Year	Home	Road	Totals
1961	4-6	6-2	10-8	1977	5-0	1-5	6-5	1993	3-3	2-4	5-7	2009	3-1	5-1	8-2
1962	7-2	3-6	10-8	1978	3-2	3-2	6-4	1994	1-5	3-3	4-8	2010	0-3	0-3	0-6
1963	6-3	3-6	9-9	1979	2-4	1-5	3-9	1995	2-5	2-4	4-9	2011	3-0	3-3	6-3
1964	4-5	3-6	7-11	1980	0-6	2-4	2-10	1996	3-3	3-3	6-6	2012	5-2	2-0	7-2
1965	3-5	2-8	5-13	1981	3-3	3-3	6-6	1997	3-2	1-5	4-7	2013	1-3	1-2	2-5
1966	3-6	3-6	6-12	1982	2-4	3-3	5-7	1998	3-3	2-3	5-6	2014	1-2	1-2	2-4
1967	7-4	4-2	11-6	1983	3-3	2-4	5-7	1999	1-5	2-4	3-9	2015	2-1	2-1	4-2
1968	4-5	4-5	8-10	1984	3-3	1-5	4-8	2000	3-3	4-2	7-5	2016	1-2	1-2	2-4
1969	3-3	3-3	6-6	1985	3-3	2-4	5-7	2001	1-2	3-3	4-5	2017	2-1	2-1	4-2
1970	3-3	2-4	5-7	1986	4-2	2-4	6-6	2002	4-2	3-0	7-2	2018	3-0	2-1	5-1
1971	3-3	2-4	5-7	1987	1-5	2-4	3-9	2003	1-2	0-6	1-8	2019	1-3	2-1	3-4
1972	4-2	2-4	6-6	1988	4-2	3-3	7-5	2004	4-2	2-1	6-3	TOTALS	171-170	139-192	310-362
1973	3-3	3-3	6-6	1989	4-2	2-4	6-6	2005	2-1	2-1	4-2				
1974	3-3	2-4	5-7	1990	3-3	2-4	5-7	2006	5-1	1-3	6-4				
1975	2-4	4-2	6-6	1991	3-3	3-3	6-6	2007	3-1	4-2	7-3				
1976	2-4	2-4	6-6	1992	2-4	2-4	4-8	2008	4-2	2-1	6-3				

WON-LOST RECORDS AT STADIUMS

Wrigley Field	4-6	.400	Memorial Stadium	80-126	.388
Dodger Stadium	20-15	.571	Camden Yards	59-66	.472
Anaheim Stadium	94-107	.468			
Angel Stadium	53-42	.558			

Most Runs, Game	By Angels — 18 (18-6, Sept. 12, 2007 at Camden Yards) By Baltimore — 17 (17-3, Aug. 26, 1985 at Anaheim Stadium)
Widest Margin Victory	By Angels — 13 Runs (13-0, Aug. 25, 1996 at Camden Yards) By Baltimore — 14 Runs (17-3, Aug. 26, 1985 at Anaheim Stadium)
Longest Winning Streak	By Angels — 7 (Aug. 30, 2002 - May 20, 2003) By Baltimore — 12 (July 19, 1979★ - Aug. 28, 1980) ★Second game of two-night doubleheader
Attendance High	At Angel Stadium: 44,027, Aug. 5, 2008 At Anaheim Stadium: 63,073, Apr. 23, 1983 At Camden Yards: 48,544, July 24, 1999





BOSTON RED SOX

Fenway Park
4 Yawkey Way
Boston, MA 02215
(617) 226-6000
Seating Capacity: 37,731
2019 Record:
84-78 – 3rd in A.L. East

Interim Field Manager Ron Roenicke
Named: Feb. 11, 2020, replacing, Alex Cora
Clubhouse Manager Tom McLaughlin
Equipment Manager Edward “Pookie” Jackson
Visiting Clubhouse Manager Joe Cochran



CLUB DIRECTORY

Chairman Tom Werner
President & CEO Sam Kennedy
Chief Baseball Officer Chaim Bloom
Vice President, Media Relations Kevin Gregg
Senior Director, Team Travel Jack McCormick

ALL-TIME SERIES RESULTS

(Angels Listed First)

Year	Home	Road	Totals	Year	Home	Road	Totals	Year	Home	Road	Totals	Year	Home	Road	Totals
1961	5-4	2-7-1	7-11-1	1977	1-4	2-3	3-7	1993	5-1	0-6	5-7	2009	4-2	1-2	5-4
1962	4-5	8-1	12-6	1978	2-4	0-5	2-9	1994	3-3	2-4	5-7	2010	0-3	1-6	1-9
1963	5-4	3-5	8-9	1979	4-2	3-3	7-5	1995	1-6	2-5	3-11	2011	2-2	0-4	2-6
1964	7-2	2-7	9-9	1980	0-6	3-3	3-9	1996	2-4	2-4	4-8	2012	3-0	3-0	6-0
1965	8-1	5-4	13-5	1981	3-0	1-2	4-2	1997	3-2	3-3	6-5	2013	2-1	1-2	3-3
1966	5-4	4-5	9-9	1982	2-4	3-3	5-7	1998	3-3	3-2	6-5	2014	1-2	4-0	5-2
1967	7-2	1-8	8-10	1983	2-4	4-2	6-6	1999	1-3	0-6	1-9	2015	4-0	1-2	5-2
1968	5-4	4-5	9-9	1984	1-5	2-4	3-9	2000	4-2	1-2	5-4	2016	2-2	1-2	3-4
1969	2-4	2-4	4-8	1985	5-1	2-4	7-5	2001	1-3	3-0	4-3	2017	2-1	2-1	4-2
1970	4-2	3-3	7-5	1986	4-2	3-3	7-5	2002	1-2	2-2	3-4	2018	0-3	0-3	0-6
1971	3-3	3-3	6-6	1987	5-1	3-3	8-4	2003	1-2	2-4	3-6	2019	1-2	2-2	3-4
1972	3-3	1-5	4-8	1988	2-4	2-4	4-8	2004	4-2	0-3	4-5	TOTALS	171-155	138-195-1	309-350-1
1973	3-3	2-4	5-7	1989	5-1	3-3	8-4	2005	2-2	2-4	4-6				
1974	3-3	5-1	8-4	1990	2-4	3-3	5-7	2006	1-2	2-1	3-3				
1975	3-3	3-3	6-6	1991	6-0	2-4	8-4	2007	2-1	2-5	4-6				
1976	3-3	2-4	5-7	1992	1-5	3-3	4-8	2008	3-0	5-1	8-1				

WON-LOST RECORDS AT STADIUMS

Wrigley Field	5-4	.556	Fenway Park	138-195-1	.414
Dodger Stadium	24-12	.667			
Anaheim Stadium	100-97	.508			
Angel Stadium	42-42	.500			

Most Runs, Game By Angels — 21 (21-2, July 2, 2016 at Fenway Park)
By Boston — 17, twice (17-8, May 3, 2010 at Fenway Park & 17-6, May 15, 1996 at Fenway Park)

Widest Margin Victory By Angels — 19 Runs (21-2, July 2, 2016 at Fenway Park)
By Boston — 12 Runs (16-4, July 21, 1984 at Anaheim Stadium)

Longest Winning Streak By Angels — 9, twice (Apr. 23, 2008-Apr. 10, 2009 & May 4, 2011-June 8, 2013)
By Boston — 10 (July 19, 1993-July 4, 1994)

Attendance High At Angel Stadium: 44,822, Apr. 17, 2018
At Anaheim Stadium: 64,223, Oct. 11 & 12, 1986 (ALCS games 4 & 5)
At Fenway Park: 40,025, Apr. 23, 2011





CHICAGO WHITE SOX

Guaranteed Rate Field
333 W. 35th Street
Chicago, IL 60616
(312) 674-1000
Seating Capacity: 40,615
2019 Record:
72-89 – 3rd in A.L. Central

Field Manager Rick Renteria
Named: Oct. 3, 2016 replacing Robin Ventura
Clubhouse Manager Rob Warren
Visiting Clubhouse Manager Jason Gilliam
Umpires Clubhouse Manager. Joe McNamara, Jr.



CLUB DIRECTORY

Chairman, Board of Directors Jerry M. Reinsdorf
Senior Executive Vice President. Howard Pizer
Executive Vice President Ken Williams
Senior Vice President/General Manager. Rick Hahn
Senior Vice President of Communications Scott Reifert
Senior Director of Media Relations Bob Beghtol
Director of Team Travel Ed Cassin

ALL-TIME SERIES RESULTS

(Angels Listed First)

Year	Home	Road	Totals	Year	Home	Road	Totals	Year	Home	Road	Totals	Year	Home	Road	Totals
1961	6-3	2-7	8-10	1976	5-4	6-3	11-7	1991	4-3	4-2	8-5	2006	1-5	2-1	3-6
1962	3-6	5-4	8-10	1977	5-3	3-4	8-7	1992	1-5	2-5	3-10	2007	1-2	3-3	4-5
1963	4-5	4-5	8-10	1978	5-2	3-5	8-7	1993	3-4	4-2	7-6	2008	2-2	3-3	5-5
1964	4-5	4-5	8-10	1979	6-1	3-3	9-4	1994	2-4	3-1	5-5	2009	3-3	1-2	4-5
1965	6-3	0-9	6-12	1980	0-6	3-4	3-10	1995	5-1	5-1	10-2	2010	0-3	2-4	2-7
1966	3-6	5-4	8-10	1981	3-4	3-3	6-7	1996	5-1	1-5	6-6	2011	3-2	3-0	6-2
1967	5-4	2-7	7-11	1982	3-3	5-2	8-5	1997	5-1	1-4	6-5	2012	4-1	1-2	5-3
1968	2-7	6-3	8-10	1983	2-5	1-5	3-10	1998	3-3	2-3	5-6	2013	2-2	2-1	4-3
1969	5-4	4-5	9-9	1984	5-1	3-4	8-5	1999	4-2	1-3	5-5	2014	3-0	2-1	5-1
1970	7-2	5-4	12-6	1985	3-4	5-1	8-5	2000	2-2	2-4	4-6	2015	3-1	0-3	3-4
1971	3-6	5-4	8-10	1986	3-3	4-3	7-6	2001	5-1	1-2	6-3	2016	3-0	2-2	5-2
1972	5-4	2-7	7-11	1987	5-2	3-3	8-5	2002	3-0	3-3	6-3	2017	3-0	1-3	4-3
1973	6-3	2-7	8-10	1988	4-2	5-2	9-4	2003	3-1	0-3	3-4	2018	2-2	3-0	5-2
1974	5-4	5-4-4	10-8-1	1989	4-3	4-2	8-5	2004	2-1	3-3	5-4	2019	3-1	2-1	5-2
1975	4-5	5-4	9-9	1990	1-5	4-3	5-8	2005	2-2	4-2	6-4	TOTALS	204-170	174-195-1	378-365-1

WON-LOST RECORDS AT STADIUMS

Wrigley Field	6-3	.667	Old Comiskey Park	110-125-1	.468
Dodger Stadium	17-19	.472	★County Stadium	1-1	.500
Anaheim Stadium	124-112	.252	Guaranteed Rate Field	63-69	.477
Angel Stadium	57-36	.613			

★Angels defeated White Sox, 4-2, May 15, 1968 and lost, 7-1, Apr. 23, 1969

Most Runs, Game	By Angels — 19 (19-0, May 10, 2002 at Angel Stadium) By Chicago — 17, twice (17-2, May 31, 1978 at Comiskey Park & 17-3, May 25, 2009 at Angel Stadium)
Widest Margin Victory	By Angels — 19 Runs (19-0, May 10, 2002 at Angel Stadium) By Chicago — 15 Runs (17-2, May 31, 1978 at Comiskey Park)
Longest Winning Streak	By Angels — 8 (May 19-Aug. 15, 1995) By Chicago — 10, twice (Sept. 26, 1980-May 30, 1981 & June 15, 1983-June 4, 1984)
Attendance High	At Angel Stadium: 44,135, Apr. 30, 2006 At Anaheim Stadium: 49,567, June 20, 1982 At New Comiskey Park: 42,535, Aug. 7, 1993 At Old Comiskey Park: 50,892, June 13, 1982 At Guaranteed Rate Field: 38,685, May 30, 2005





CLEVELAND INDIANS

Progressive Field
2401 Ontario Street
Cleveland, OH 44115
(216) 420-4200
Seating Capacity: 35,041
2019 Record:
93-69 – 2nd in A.L. Central

Field Manager Terry Francona
Named: . . Oct. 8, 2012, replacing Sandy Alomar Jr.
Clubhouse Manager Tony Amato
Visiting Clubhouse Manager Willie Jenks



CLUB DIRECTORY

Owner Lawrence J. Dolan
Chairman & CEO Paul J. Dolan
President, Baseball Operations Chris Antonetti
General Manager Mike Chernoff
Director of Baseball Information & Player Relations Bart Swain
Director, Communications & Player Relations Court Berry-Tripp
Director of Team Travel Mike Seghi

ALL-TIME SERIES RESULTS

(Angels Listed First)

Year	Home	Road	Totals	Year	Home	Road	Totals	Year	Home	Road	Totals	Year	Home	Road	Totals
1961	5-4	3-6	8-10	1977	3-2	3-2	6-4	1993	4-2	1-5	5-7	2009	2-1	2-1	4-2
1962	4-5	5-4	9-9	1978	4-1	2-3	6-4	1994	0-3	0-2	0-5	2010	3-3	1-2	4-5
1963	4-5	4-5	8-10	1979	2-4	4-2	6-6	1995	2-1	1-1	3-2	2011	4-2	2-1	6-3
1964	5-4	4-5	9-9	1980	3-3	1-3	4-6	1996	3-3	1-6	4-9	2012	2-1	2-4	4-5
1965	6-3	3-6	9-9	1981	5-1	2-4	7-5	1997	2-3	5-1	7-4	2013	0-3	2-1	2-4
1966	6-3	4-5	10-8	1982	5-4	3-3	8-4	1998	2-4	2-3	4-7	2014	3-0	2-2	5-2
1967	7-2	7-2	14-4	1983	3-3	5-1	8-4	1999	1-5	0-4	1-9	2015	2-1	0-3	2-4
1968	2-7	5-4	7-11	1984	3-3	5-1	8-4	2000	2-1	1-5	3-6	2016	1-2	0-4	1-6
1969	5-1	3-3	8-4	1985	5-1	3-3	8-4	2001	1-2	4-2	5-4	2017	0-3	0-3	0-6
1970	4-2	2-4	6-6	1986	3-4	3-2	6-6	2002	3-3	3-0	6-3	2018	2-1	1-2	3-3
1971	4-2	4-2	8-4	1987	4-2	3-3	7-5	2003	3-0	3-3	6-3	2019	0-3	0-3	0-6
1972	4-2	4-2	8-4	1988	3-3	5-1	8-4	2004	1-5	3-0	4-5	TOTALS	174-157	154-166	328-323
1973	2-4	3-3	5-7	1989	4-2	1-5	5-7	2005	3-2	2-1	5-3				
1974	0-6	3-3	3-9	1990	3-3	4-2	7-5	2006	2-1	3-3	5-4				
1975	0-6	3-3	3-9	1991	2-4	5-1	7-5	2007	4-3	1-2	5-4				
1976	5-1	2-4	7-5	1992	3-3	3-3	6-6	2008	4-2	1-2	5-4				

WON-LOST RECORDS AT STADIUMS

Wrigley Field	5-4	.556	Cleveland Stadium	112-105	.516
Dodger Stadium	19-17	.528	Progressive Field	41-59	.410
Anaheim Stadium	105-88	.544	★Miller Park	1-2	.333
Angel Stadium	45-48	.484			

★Series on Apr. 10-12, 2007 moved to Milwaukee due to snow in Cleveland

Most Runs, Game	By Angels — 21 (21-2, Apr. 30, 2002 at Jacobs Field) By Cleveland — 15 (15-3, Apr. 11, 1997 at Jacobs Field)
Widest Margin Victory	By Angels — 19 Runs (21-2, Apr. 30, 2002 at Jacobs Field) By Cleveland — 13 Runs (14-1, Aug. 29, 1970 at Cleveland Stadium)
Longest Winning Streak	By Angels — 7, 3 times (June 9-21, 1964, Aug. 16, 1969-June 6, 1970 & Aug. 18, 2002-Aug. 8, 2003) By Cleveland — 11 (June 12, 2016 - active)
Attendance High	At Angel Stadium: 44,020, July 18, 2006 At Anaheim Stadium: 52,329, July 4, 1993 At Progressive Field: 43,399, Sept. 1, 1999

MLB





DETROIT TIGERS
 Comerica Park
 2100 Woodward Avenue
 Detroit, MI 48201
 (313) 962-4000
 Seating Capacity: 41,083
 2019 Record:
 47-114 – 5th in A.L. Central

Field Manager Ron Gardenhire
 Named: Oct. 20, 2017, replacing Brad Ausmus
 Clubhouse Manager Jim Schmabel
 Asst. Manager, Visiting Clubhouse John Nelson



CLUB DIRECTORY

President & CEO Christopher Ilitch
 Executive Vice President, Baseball Ops & General Manager . . . Al Avila
 Vice President, Communications Ron Colangelo
 Director, Media Relations Chad Crunk
 Director, Team Travel Brian Britten

ALL-TIME SERIES RESULTS

(Angels Listed First)

Year	Home	Road	Totals	Year	Home	Road	Totals	Year	Home	Road	Totals	Year	Home	Road	Totals
1961	3-6	1-8	4-14	1977	1-4	3-2	4-6	1993	2-4	2-4	4-8	2009	3-3	1-2	4-5
1962	4-5	3-6	7-11	1978	1-4	3-3	4-7	1994	1-3	2-1	3-4	2010	2-2	2-4	4-6
1963	3-6	3-6	6-12	1979	2-4	2-4	4-8	1995	2-2	4-0	6-2	2011	2-1	2-2	4-3
1964	5-4	3-6	8-10	1980	1-5	4-2	5-7	1996	5-1	1-5	6-6	2012	3-0	2-5	5-5
1965	5-4	3-6	8-10	1981	2-1	1-2	3-3	1997	4-1	1-5	5-6	2013	3-0	3-0	6-0
1966	3-6	6-3	9-9	1982	2-4	3-3	5-7	1998	4-1	4-2	8-3	2014	3-1	1-2	4-3
1967	5-4	3-6	8-10	1983	2-4	2-4	4-8	1999	2-2	3-3	5-5	2015	4-0	2-1	6-1
1968	3-6	2-7	5-13	1984	1-5	3-3	4-8	2000	3-3	2-2	5-5	2016	2-1	2-1	4-2
1969	4-2	1-5	5-7	1985	4-2	4-2	8-4	2001	2-1	3-3	5-4	2017	2-2	2-1	4-3
1970	2-4	4-2	6-6	1986	4-2	3-3	7-5	2002	5-1	3-0	8-1	2018	3-0	1-3	4-3
1971	4-2	2-4	6-6	1987	2-4	1-5	3-9	2003	3-0	3-1	6-1	2019	1-2	2-1	3-3
1972	3-3	2-4	5-7	1988	3-3	2-4	5-7	2004	5-1	2-1	7-2	TOTALS	178-149	145-182	323-331
1973	4-2	3-3	7-5	1989	6-0	5-1	11-1	2005	4-3	2-1	6-4				
1974	4-2	1-5	5-7	1990	3-3	2-4	5-7	2006	2-1	3-2	5-3				
1975	3-3	3-2	6-5	1991	3-3	2-4	5-7	2007	4-1	1-2	5-3				
1976	4-2	2-4	6-6	1992	4-2	3-3	7-5	2008	2-1	4-2	6-3				

WON-LOST RECORDS AT STADIUMS

Wrigley Field	3-6	.333	Tiger Stadium	102-146	.411
Dodger Stadium	17-19	.472	Comerica Park	43-36	.544
Anaheim Stadium	94-97	.492			
Angel Stadium	64-27	.703			

Most Runs, Game
 By Angels — 15 (15-1, May 9, 1981 at Anaheim Stadium)
 By Detroit — 15, three times (15-3, June 28, 1966 at Anaheim Stadium, 15-6, July 31, 1980 at Tiger Stadium, & 15-2, May 12, 1987 at Tiger Stadium)

Widest Margin Victory
 By Angels — 14 Runs (15-1, May 9, 1981 at Anaheim Stadium)
 By Detroit — 13 Runs (15-2, May 12, 1987 at Tiger Stadium)

Longest Winning Streak
 By Angels — 14 (May 8, 2002-Aug. 23, 2003)
 By Detroit — 11 (June 17, 1979-May 30, 1980)

Attendance High
 At Angel Stadium: 44,311, May 12, 2017
 At Anaheim Stadium: 59,502, June 8, 1991
 At Tiger Stadium: 52,682, June 14, 1970
 At Comerica Park: 42,068, Apr. 26, 2008





HOUSTON ASTROS

Minute Maid Park
501 Crawford Street
Houston, TX 77002
(713) 259-8000

Seating Capacity: 41,168

2019 Record:

107-55 – 1st in A.L. West

AMERICAN LEAGUE CHAMPIONS

Field ManagerDusty Baker
Named: Jan. 29, 2020, replacing AJ Hinch
Clubhouse Manager. Carl Schneider
Visiting Clubhouse Manager Steve Perry



CLUB DIRECTORY

Owner & Chairman Jim Crane
General Manager James Click
Assistant GM, Player Development..... Pete Putila
Vice President, Media Relations Gene Dias
Senior Manager, Team Operations Derek Vigoa

ALL-TIME SERIES RESULTS

(Angels Listed First)

Year	Home	Road	Totals
2004	0-0	1-2	1-2
2007	2-1	0-0	2-1
2013	3-7	6-3	9-10
2014	8-2	4-5	12-7
2015	6-4	3-6	9-10
2016	3-6	3-7	6-13
2017	3-6	4-6	7-12
2018	2-7	4-6	6-13
2019	3-7	2-7	5-14
TOTALS	30-40	27-42	57-82

WON-LOST RECORDS AT STADIUMS

Angel Stadium	30-38	.441	Minute Maid Park	27-42	.391
Estadio de Béisbol Monterrey	0-2	.000			

Most Runs, Game
By Angels — 4 (14-5, July 22, 2018 at Angel Stadium)
By Houston — 14 (May 4, 2019 at Estadio de Béisbol Monterrey)

Widest Margin Victory
By Angels — 10 Runs (11-1, Apr. 4, 2014 at Minute Maid Park)
By Houston — 12 Runs (14-2, May 4, 2019 at Estadio de Béisbol Monterrey)

Longest Winning Streak
By Angels — 4 (Sept. 14, 2013-Apr. 5, 2014 & July 3-6, 2014)
By Houston — 11 (May 28-July 24, 2016)

Attendance High
At Angel Stadium: 44,264, July 21, 2018
At Minute Maid Park: 43,264, Sept. 21, 2019





KANSAS CITY ROYALS

Kauffman Stadium
 One Royal Way
 Kansas City, MO 64129
 (816) 921-8000
 Seating Capacity: 37,903
 2019 Record:
 59-103 – 4th in A.L. Central

Field Manager Mike Matheny
 Named: Oct. 31, 2019, replacing Ned Yost
 Home Clubhouse Manager Patrick Gorman
 Visiting Clubhouse Manager Chuck Hawke



CLUB DIRECTORY

Chairman & CEO. John Sherman
 Senior Vice President, Business Operations Kevin Uhlich
 Senior Vice President, Baseball Operations/GM Dayton Moore
 Vice President, Communications and Broadcasting Mike Swanson
 Assistant Director, Media Relations Mike Cummings
 Senior Director, Team Travel/Clubhouse Operations Jeff Davenport

ALL-TIME SERIES RESULTS

				(Angels Listed First)							
Year	Home	Road	Totals	Year	Home	Road	Totals	Year	Home	Road	Totals
1969	5-4	4-5	9-9	1987	1-5	4-3	5-8	2005	4-2	3-0	7-2
1970	5-4	5-4	10-8	1988	1-6	4-2	5-8	2006	3-1	4-2	7-3
1971	2-7	6-3	8-10	1989	3-3	1-6	4-9	2007	0-3	2-2	2-5
1972	5-4	4-2	9-6	1990	3-4	4-2	7-6	2008	1-1	2-1	3-2
1973	5-4	5-4	10-8	1991	5-1	4-3	9-4	2009	3-0	6-1	9-1
1974	3-6	5-4	8-10	1992	5-2	3-3	8-5	2010	4-2	3-1	7-3
1975	1-8	3-6	4-14	1993	3-3	3-4	6-7	2011	1-2	2-5	3-7
1976	4-5	4-5	8-10	1994	5-2	1-2	6-4	2012	3-3	2-1	5-4
1977	1-6	5-3	6-9	1995	1-5	4-2	5-7	2013	1-2	4-0	5-2
1978	6-2	3-4	9-6	1996	1-6	3-2	4-8	2014	2-1	1-2	3-3
1979	2-4	5-2	7-6	1997	3-3	3-2	6-5	2015	0-3	1-3	1-6
1980	3-4	2-4	5-8	1998	2-3	4-2	6-5	2016	3-0	2-1	5-1
1981	0-3	0-3	0-6	1999	3-3	4-2	7-5	2017	1-3	0-3	1-6
1982	6-1	1-5	7-6	2000	4-2	2-4	6-6	2018	3-0	3-1	6-1
1983	2-4	4-3	6-7	2001	5-1	0-3	5-4	2019	2-1	2-1	4-2
1984	3-4	3-3	6-7	2002	3-0	3-3	6-3	TOTALS	146-152	154-137	300-289
1985	2-4	2-5	4-9	2003	4-3	2-0	6-3				
1986	5-2	3-3	8-5	2004	3-0	4-0	7-0				

WON-LOST RECORDS AT STADIUMS

Anaheim Stadium	91-116	.450	Municipal Stadium	19-14	.576
Angel Stadium	55-36	.604	Kauffman Stadium	135-123	.523
Most Runs, Game	By Angels — 21 (21-6, Aug. 25, 2004 at Angel Stadium) By Kansas City — 18 (18-3, Aug. 10, 1996 at Anaheim Stadium)				
Widest Margin Victory	By Angels — 15 Runs, twice (18-3, Sept. 18, 1986 at Anaheim Stadium & 21-6, Aug. 25, 2004 at Angel Stadium) By Kansas City — 15 Runs (18-3, Aug. 10, 1996 at Anaheim Stadium)				
Longest Winning Streak	By Angels — 9, twice (Oct. 4, 1991-Aug. 4, 1992; 1st game & May 8-Sept. 6, 2009) By Kansas City — 12 (May 1-Sept. 12, 1975; 2nd Game)				
Attendance High	At Angel Stadium: 44,489, Apr. 10, 2015 At Anaheim Stadium: 63,132, July 4, 1983 At Kauffman Stadium: 41,451, June 30, 1979				





MINNESOTA TWINS

Target Field
1 Twins Way
Minneapolis, MN 55403
(612) 659-3400
Seating Capacity: 38,544
2019 Record:
101-61 – 1st in A.L. Central

Field Manager Rocco Baldelli
Named: Oct. 25, 2018, replacing Paul Molitor
Equipment Manager Rod McCormick
Visiting Clubhouse Manager Marcus McKenzie



CLUB DIRECTORY

Executive Chair Jim Pohlad
President & CEO Dave St. Peter
Senior Vice President, General Manager Thad Levine
Senior Director, Communications Dustin Morse
Senior Director, Team Travel Mike Herman

ALL-TIME SERIES RESULTS

(Angels Listed First)

Year	Home	Road	Totals	Year	Home	Road	Totals	Year	Home	Road	Totals	Year	Home	Road	Totals
1961	5-4	3-5	8-9	1977	5-2	2-6	7-8	1993	3-3	1-6	4-9	2009	3-1	3-3	6-4
1962	3-6	6-3	9-9	1978	6-2	6-1	12-3	1994	1-2	2-1	3-3	2010	1-3	1-2	2-5
1963	4-5	5-4	9-9	1979	4-2	5-2	9-4	1995	4-2	4-3	8-5	2011	4-2	2-1	6-3
1964	5-4	7-2	12-6	1980	5-2	2-4	7-6	1996	3-3	1-5	4-8	2012	3-0	3-3	6-3
1965	5-4	4-5	9-9	1981	1-1	2-2	3-3	1997	2-3	2-4	4-7	2013	1-2	0-3	1-5
1966	6-3	5-4	11-7	1982	4-3	3-3	7-6	1998	2-3	4-2	6-5	2014	3-0	4-0	7-0
1967	3-6	4-5	7-11	1983	1-5	5-2	6-7	1999	3-3	3-1	6-4	2015	2-1	3-1	5-2
1968	3-6	4-5	7-11	1984	2-5	2-4	4-9	2000	2-2	5-1	7-3	2016	2-1	0-3	2-4
1969	4-5	3-6	7-11	1985	4-2	5-2	9-4	2001	2-4	1-2	3-6	2017	1-3	1-2	2-5
1970	3-6	5-4	8-10	1986	4-3	3-3	7-6	2002	1-2	3-3	4-5	2018	2-2	2-1	4-3
1971	4-5	8-1	12-6	1987	4-2	4-3	8-5	2003	4-2	1-2	5-4	2019	0-3	1-2	1-5
1972	5-4	2-4	7-8	1988	2-5	2-4	4-9	2004	2-1	3-3	5-4	TOTALS	187-174	188-176	375-350
1973	5-4	5-4	10-8	1989	5-1	6-1	11-2	2005	2-1	4-3	6-4				
1974	6-3	2-7	8-10	1990	6-1	3-3	9-4	2006	2-1	2-1	4-2				
1975	4-5	4-5	8-10	1991	3-3	5-2	8-5	2007	5-1	1-2	6-3				
1976	3-6	5-4	8-10	1992	1-6	1-5	2-11	2008	2-2	3-1	5-3				

WON-LOST RECORDS AT STADIUMS

Wrigley Field	5-4	.556	Metropolitan Stadium	93-86	.520
Dodger Stadium	17-19	.472	The Metrodome	78-72	.520
Anaheim Stadium	116-111	.511	Target Field	17-18	.486
Angel Stadium	49-40	.551			

Most Runs, Game
By Angels — 17 (17-0, Apr. 23, 1980 at Metropolitan Stadium)
By Minnesota — 16 (16-7, May 23, 2019; at Angel Stadium)

Widest Margin Victory
By Angels — 17 Runs (17-0, Apr. 23, 1980 at Metropolitan Stadium)
By Minnesota — 12 Runs (13-1, Apr. 20, 1990 at The Metrodome)

Longest Winning Streak
By Angels — 9 (June 24-July 22, 2015)
By Minnesota — 9 (Aug. 10, 1966-May 21, 1967)

Attendance High
At Angel Stadium: 44,064, Aug. 11, 2007
At Anaheim Stadium: 61,640, Apr. 17, 1982
At The Metrodome: 52,625, Oct. 1, 1988
At Target Field: 40,966, Aug. 21, 2010






NEW YORK YANKEES

Yankee Stadium
One East 161st Street
Bronx, NY 10451
(718) 293-6000
Seating Capacity: 47,309
2019 Record:
103-59 – 1st in A.L. East

Field Manager Aaron Boone
Named: Dec. 1, 2017, replacing Joe Girardi
Equipment Manager Rob Cucuzza
Visiting Clubhouse Manager Lou Cucuzza Jr.



CLUB DIRECTORY

Managing General Partner/Co-Chairperson Hal Steinbrenner
General Partner/Co-Chairperson Henry G. Steinbrenner
Senior Vice President/General Manager Brian Cashman
Vice President of Communications & Media Relations Jason Zillo
Director of Team Travel and Player Services Ben Tuliebitz

ALL-TIME SERIES RESULTS

(Angels Listed First)

Year	Home	Road	Totals	Year	Home	Road	Totals	Year	Home	Road	Totals	Year	Home	Road	Totals
1961	6-3	0-9	6-12	1977	3-3	1-4	4-7	1993	4-2	2-4	6-6	2009	4-2	1-3	5-5
1962	4-5	4-5	8-10	1978	3-2	2-3	5-5	1994	1-5	3-3	4-8	2010	2-1	2-3	4-4
1963	3-6	2-7	5-13	1979	5-1	2-4	7-5	1995	5-1	2-4	7-5	2011	3-3	1-2	4-5
1964	4-5	3-6	7-11	1980	2-4	0-6	2-10	1996	4-3	3-3	7-6	2012	2-1	2-4	4-5
1965	4-5	2-7	6-12	1981	2-2	0-0	2-2	1997	2-5	2-2	4-7	2013	2-1	1-3	3-4
1966	5-4	6-3	11-7	1982	4-2	3-3	7-5	1998	3-2	3-3	6-5	2014	1-2	1-2	2-4
1967	6-3	3-6	9-9	1983	4-2	1-5	5-7	1999	2-2	4-2	6-4	2015	2-1	0-3	2-4
1968	3-6	3-6	6-12	1984	4-2	4-2	8-4	2000	3-3	2-2	5-5	2016	1-2	0-4	1-6
1969	3-3	0-6	3-9	1985	2-4	1-5	3-9	2001	2-1	2-2	4-3	2017	2-1	2-1	4-2
1970	2-4	3-3	5-7	1986	4-2	3-3	7-5	2002	2-2	1-2	3-4	2018	0-3	1-2	1-5
1971	4-2	2-4	6-6	1987	1-5	2-4	3-9	2003	1-5	2-1	3-6	2019	1-3	1-2	2-5
1972	2-4	2-4	4-8	1988	3-3	3-3	6-6	2004	1-2	4-2	5-4	TOTALS	173-162	125-204	298-366
1973	4-2	2-4	6-6	1989	5-1	1-5	6-6	2005	3-1	3-3	6-4				
1974	2-4	1-5	3-9	1990	3-3	3-3	6-6	2006	4-2	2-2	6-4				
1975	4-2	3-3	7-5	1991	2-4	4-2	6-6	2007	2-1	4-2	6-3				
1976	1-5	4-2	5-7	1992	5-1	2-4	7-5	2008	5-1	2-2	7-3				

WON-LOST RECORDS AT STADIUMS

Wrigley Field	6-3	.667	Yankee Stadium (1923-73)	32-70	.314
Dodger Stadium	15-21	.417	Shea Stadium	4-9	.308
Anaheim Stadium	104-96	.520	Yankee Stadium (1976-2008)	77-96	.445
Angel Stadium	48-42	.533	Yankee Stadium (2009-present)	12-29	.293

Most Runs, Game	By Angels — 18 (18-9, Aug. 21, 2007 at Angel Stadium) By New York — 17 (17-6, Aug. 20, 1996 at Yankee Stadium)
Widest Margin Victory	By Angels — 13 Runs (15-2, May 25, 1995 at Anaheim Stadium) By New York — 12 Runs, twice (15-3, Aug. 14, 1977 at Yankee Stadium & 12-0, July 8, 2007 at Yankee Stadium)
Longest Winning Streak	By Angels — 5, four times (Aug. 4-31, 1966, May 18-29, 1984, May 23-June 3, 1995 & Apr. 27-July 23, 2005) By New York — 7, twice (Aug. 23, 1980-May 4, 1981 & July 1, 2015-Aug. 20, 2016)
Attendance High	At Angel Stadium: 44,649, Apr. 28, 2018 At Anaheim Stadium: 61,066, May 17, 1985 At Yankee Stadium: 60,108, June 3, 1973 At New Yankee Stadium: 49,970, May 2, 2009





OAKLAND ATHLETICS

Oakland Coliseum
7000 Coliseum Way
Oakland, CA 94621
(510) 638-4900
Seating Capacity: 48,592
2019 Record:
97-65 – 2nd in A.L. West

Field Manager Bob Melvin
Named: June 9, 2011, replacing Bob Geren
Equipment Manager Steve Vucinich
Visiting Clubhouse Manager Mike Thalburn



CLUB DIRECTORY

Owner & Managing Partner John Fisher
President Dave Kaval
Executive Vice President, Baseball Operations Billy Beane
General Manager David Forst
Director of Baseball Communications Fernando Alcala
Baseball Information Manager Mike Selleck
Director of Team Travel Mickey Morabito

ALL-TIME SERIES RESULTS

(Angels Listed First)

Year	Home	Road	Totals	Year	Home	Road	Totals	Year	Home	Road	Totals	Year	Home	Road	Totals
1961★	6-3	3-6	9-9	1976	3-6	3-6	6-12	1992	3-3	2-5	5-8	2008	5-5	5-4	10-9
1962★	6-3	6-3	12-6	1977	4-4	1-6	5-10	1993	4-3	2-4	6-7	2009	4-6	8-1	12-7
1963★	4-5	4-5	8-10	1978	4-3	5-3	9-6	1994	3-3	0-3	3-6	2010	7-2	4-6	11-8
1964★	5-4	7-2	12-6	1979	5-2	5-1	10-3	1995	5-2	1-5	6-7	2011	5-5	3-6	8-11
1965★	6-3	7-2	13-5	1980	2-4	1-6	3-10	1996	2-4	4-3	6-7	2012	3-7	6-3	9-10
1966★	6-3	3-6	9-9	1981	0-4	2-4	2-8	1997	5-1	6-0	11-1	2013	4-5	4-6	8-11
1967★	9-0	5-4	14-4	1982	5-1	4-3	9-4	1998	3-3	2-4	5-7	2014	7-3	3-6	10-9
KC Total	42-21	35-28	77-49	1983	3-4	2-4	5-8	1999	5-1	3-3	8-4	2015	6-4	5-4	11-8
1968	3-6	2-7	5-13	1984	2-4	5-2	7-6	2000	3-3	2-5	5-8	2016	6-4	6-3	12-7
1969	4-5	2-7	6-12	1985	4-3	2-4	6-7	2001	3-7	3-7	6-14	2017	7-2	5-5	12-7
1970	4-5	4-5	8-10	1986	5-1	5-2	10-3	2002	6-4	3-7	10-10	2018	5-4	5-5	10-9
1971	2-7	5-4	7-11	1987	2-5	4-2	6-7	2003	5-5	3-7	8-12	2019	3-6	3-7	6-13
1972	4-5	4-5	8-10	1988	3-3	1-6	4-9	2004	5-5	5-4	10-9	OAK Total	202-215	180-235	382-450
1973	2-7	4-5	6-12	1989	3-4	2-4	5-8	2005	5-4	5-5	10-9	TOTALS	244-236	215-263	459-499
1974	4-5	2-7	6-12	1990	1-5	3-4	4-9	2006	4-5	7-3	11-8				
1975	4-5	3-6	7-11	1991	1-6	0-6	1-12	2007	5-5	4-5	9-10				

★ Kansas City Athletics

WON-LOST RECORDS AT STADIUMS

Wrigley Field	6-3	.667	Municipal Stadium (K.C.)	35-28	.556
Dodger Stadium	21-15	.583	Oakland Coliseum	180-235	.434
Anaheim Stadium	111-123	.474			
Angel Stadium	106-95	.527			

Most Runs, Game
By Angels — 18 (18-2, July 25, 1964 at Municipal Stadium)
By Oakland — 21 (21-3, Sept. 20, 2018 at Oakland Coliseum)

Widest Margin Victory
By Angels — 16 Runs (18-2, July 25, 1964 at Municipal Stadium)
By Oakland — 18 Runs (21-3, Sept. 20, 2018 at Oakland Coliseum)

Longest Winning Streak
By Angels — 12 (Sept. 18, 1996-Sept. 17, 1997)
By Oakland — 10, twice (May 26-Sept. 3, 1974 & Apr. 26, 1991-Apr. 20, 1992)

Attendance High
At Angel Stadium: 44,252, July 25, 2007
At Anaheim Stadium: 61,696, Aug. 11, 1989
At Municipal Stadium: 25,869, June 16, 1961
At Oakland Coliseum: 55,601, July 5, 2003



SEATTLE MARINERS

T-Mobile Park
1250 1st Ave. S.
Seattle, WA 98134
(206) 346-4000
Seating Capacity: 47,715
2019 Record:
68-94 – 5th in A.L. West

Field Manager Scott Servais
Named: . Oct. 26, 2015, replacing Lloyd McClendon
Home Clubhouse Manager Ryan Stiles
Visitors Clubhouse Manager Jeff Bopp



CLUB DIRECTORY

Chairman & Managing Partner John Stanton
President & CEO Kevin Mather
Executive Vice President Baseball Ops & General Manager . . . Jerry Dipoto
Assistant GM, Baseball Operations . . Justin Hollander & Joe Bohringer
Senior Vice President, Marketing & Communications . . Kevin Martinez
Vice President, Communications Tim Hevly
Director of Team Travel Jack Mosimann

ALL-TIME SERIES RESULTS

(Angels Listed First)

Year	Home	Road	Totals	Year	Home	Road	Totals	Year	Home	Road	Totals
1977	3-4	6-2	9-6	1994	1-5	1-2	2-7	2011	8-2	4-5	12-7
1978	5-3	4-3	9-6	1995	4-2	3-4	7-6	2012	4-5	7-3	11-8
1979	3-3	4-3	7-6	1996	4-3	1-5	5-8	2013	7-2	4-6	11-8
1980	6-1	5-1	11-2	1997	4-2	2-4	6-6	2014	4-6	3-6	7-12
1981	2-1	4-3	6-4	1998	5-1	4-2	9-3	2015	7-2	5-5	12-7
1982	6-1	4-2	10-3	1999	3-3	3-3	6-6	2016	3-7	5-4	8-11
1983	4-2	2-5	6-7	2000	3-4	2-4	5-8	2017	6-3	6-4	12-7
1984	5-2	4-2	9-4	2001	1-8	3-7	4-15	2018	5-5	3-6	8-11
1985	3-1	6-3	9-4	2002	5-5	4-5	9-10	2019	5-5	5-4	10-9
1986	6-1	2-4	8-5	2003	4-5	4-6	8-11	TOTALS	187-145	177-158	364-303
1987	4-2	3-4	7-6	2004	6-4	7-3	13-7				
1988	2-5	4-2	6-7	2005	3-6	6-3	9-9				
1989	3-3	4-3	7-6	2006	5-5	5-4	10-9				
1990	4-3	1-5	5-8	2007	7-3	6-3	13-6				
1991	1-5	5-2	6-7	2008	7-2	7-3	14-5				
1992	3-4	4-2	7-6	2009	5-4	5-5	10-9				
1993	3-3	3-4	6-7	2010	8-2	7-2	15-4				

WON-LOST RECORDS AT STADIUMS

Anaheim Stadium	76-56	.576	The Kingdome	78-68	.534
Angel Stadium	111-92	.547	T-Mobile Park	99-90	.524
Most Runs, Game	By Angels — 18 (18-3, May 21, 1997 at Anaheim Stadium) By Seattle — 21 (21-9, Sept. 30, 2000 at Angel Stadium)				
Widest Margin Victory	By Angels — 15 Runs (18-3, May 21, 1997 at Anaheim Stadium) By Seattle — 14 Runs (14-0, Aug. 7, 1987 at The Kingdome)				
Longest Winning Streak	By Angels — 8, twice (May 4, 1980-Apr. 9, 1981 & May 29-July 17, 2010) By Seattle — 8 (Oct. 2, 2001-Apr. 23, 2002)				
Attendance High	At Angel Stadium: 44,644, July 1, 2017 At Anaheim Stadium: 59,860, Apr. 21, 1985 At The Kingdome: 57,762, Apr. 6, 1977 At Safeco Field: 46,142, Apr. 6, 2004				





TAMPA BAY RAYS
 Tropicana Field
 One Tropicana Drive
 St. Petersburg, FL, 33705
 (727) 825-3242
 Seating Capacity: 25,025
 2019 Record
 96-66 – 2nd in A.L. East

Field ManagerKevin Cash
 Named: Dec. 5, 2014, Replacing Joe Maddon
 Home Clubhouse Manager..... Ryan Denlinger
 Visitor Clubhouse Manager Guy Gallagher



CLUB DIRECTORY

Principal Owner.....Stuart Sternberg
 President.....Brian Auld
 President.....Matt Silverman
 Senior Vice President, Baseball Ops & GM.....Erik Neander
 Vice President, Communications.....Dave Haller
 Director, Team Travel & Logistics.....Chris Westmoreland

ALL-TIME SERIES RESULTS

(Angels Listed First)

Year	Home	Road	Totals	Year	Home	Road	Totals
1998	2-4	4-1	6-5	2010	2-4	2-1	4-5
2000	4-2	3-3	7-5	2011	0-3	4-1	4-4
2000	4-2	2-4	6-6	2012	1-6	0-3	1-9
2001	2-1	5-1	7-2	2013	2-2	2-1	4-3
2002	5-1	3-0	8-1	2014	3-1	2-1	5-2
2003	2-1	4-2	6-3	2015	1-2	2-1	3-3
2004	4-0	2-1	6-1	2016	0-3	3-1	3-4
2005	4-2	0-3	4-5	2017	1-2	2-2	3-4
2006	3-0	4-2	7-2	2018	1-3	0-3	1-6
2007	5-0	1-2	6-2	2019	1-2	2-2	3-4
2008	2-1	1-5	3-6	TOTALS	52-42	49-42	101-84
2009	3-0	1-2	4-2				

WON-LOST RECORDS AT STADIUMS

Angel Stadium	52-42	.553	Tropicana Field	49-42	.538
Most Runs, Game	By Angels — 15 (15-6, July 26, 2006 at Tropicana Field) By Tampa Bay — 13 (13-4, June 9, 2008 at Angel Stadium)				
Widest Margin Victory	By Angels — 10 Runs (12-2, June 6, 2006 at Tropicana Field) By Tampa Bay — 10 Runs (11-1, June 11, 2009 at Tropicana Field)				
Longest Winning Streak	By Angels — 6 (June 6-July 24, 2006) By Tampa Bay — 6, twice (June 6, 2011-Apr. 26, 2012 & July 28-Aug. 19, 2012)				
Attendance High	At Angel Stadium: 44,125, July 15, 2006 At Tropicana Field: 33,395, Apr. 25, 1998				





TEXAS RANGERS

Globe Life Field
734 Stadium Drive
Arlington, TX 76011
(817) 273-5222
Seating Capacity: 48,114
2019 Record:
78-84 – 3rd in A.L. West

Field Manager Chris Woodward
Named: . . . Nov. 2, 2018, replacing Don Wakamatsu
Home Clubhouse Manager Brandon Boyd
Visiting Clubhouse Manager Kelly Terrell



CLUB DIRECTORY

Co-Chairman & Managing Partner Ray Davis
Co-Chairman Bob Simpson
President of Baseball Operations & General Manager Jon Daniels
Executive Vice President, Communications John Blake
Senior Director, Media Relations Rich Rice
Director of Travel Josh Shelton

ALL-TIME SERIES RESULTS

(Angels Listed First)

Year	Home	Road	Totals	Year	Home	Road	Totals	Year	Home	Road	Totals
1972	6-2	4-5	10-7	1989	4-3	2-4	6-7	2006	6-4	5-4	11-8
1973	7-2	4-5	11-7	1990	4-2	4-3	8-5	2007	6-3	4-6	10-9
1974	5-4	4-5	9-9	1991	3-4	2-4	5-8	2008	5-5	7-2	12-7
1975	5-4	4-5	9-9	1992	4-2	5-2	9-4	2009	5-5	3-6	8-11
1976	6-3	6-3	12-6	1993	4-3	2-4	6-7	2010	6-3	3-7	9-10
1977	4-4	1-6	5-10	1994	2-1	4-3	6-4	2011	3-7	4-5	7-12
1978	4-3	1-7	5-10	1995	4-3	2-4	6-7	2012	5-4	5-5	10-9
1979	4-3	1-5	5-8	1996	2-4	2-5	4-9	2013	3-6	1-9	4-15
1980	5-1	6-1	11-2	1997	3-3	5-1	8-4	2014	5-4	9-1	14-5
1981	1-2	1-2	2-4	1998	2-4	3-3	5-7	2015	5-4	7-3	12-7
1982	5-1	3-4	8-5	1999	3-3	3-3	6-6	2016	6-4	3-6	9-10
1983	3-4	3-3	6-7	2000	3-3	4-2	7-5	2017	4-6	4-5	8-11
1984	1-5	4-3	5-8	2001	5-5	2-7	7-12	2018	7-2	6-4	13-6
1985	5-2	4-2	9-4	2002	7-2	5-5	12-7	2019	6-3	3-7	9-10
1986	4-2	4-3	8-5	2003	6-4	3-6	9-10	TOTALS	211-161	181-199	392-360
1987	2-5	3-3	5-8	2004	4-5	5-5	9-10				
1988	4-2	4-3	8-5	2005	8-1	7-3	15-4				

★ Angels went 87-93 vs. Rangers franchise when they played as Washington Senators from 1961-71.

WON-LOST RECORDS AT STADIUMS

Anaheim Stadium	101-74	.577	Arlington Stadium	72-82	.468
Angel Stadium	103-85	.548	Globe Life Park	103-113	.477

Most Runs, Game
By Angels — 20 (20-4, June 29, 1995 at The Ballpark in Arlington)
By Texas — 18, three times (18-2, June 17, 1993 at Anaheim Stadium, 18-4, June 30, 1999 at Angel Stadium & 18-5, June 30, 2005 at Rangers Ballpark)

Widest Margin Victory
By Angels — 16 Runs (20-4, June 29, 1995 at The Ballpark in Arlington)
By Texas — 16 Runs (18-2, June 17, 1993 at Anaheim Stadium)

Longest Winning Streak
By Angels — 9, twice (Oct. 5, 1985-Sept. 26, 1986 & June 20-Aug. 16, 2014)
By Texas — 7, twice (Sept. 11, 1987-June 6, 1988 & Apr. 24-Aug. 7, 2013)

Attendance High
At Angel Stadium: 44,603, June 2, 2018
At Anaheim Stadium: 62,390, July 4, 1989
At Globe Life Park: 50,370, Apr. 9, 2004





Field Manager Charlie Montoyo
 Named: Oct. 25, 2018, replacing John Gibbons
 Director, Team Travel & Clubhouse Ops . . Michael Shaw
 Senior Manager, Visiting Clubhouse . . Kevin Malloy

TORONTO BLUE JAYS

Rogers Centre
 1 Blue Jays Way
 Toronto, Ontario, Canada M5V 1J1
 (416) 341-1000
 Seating Capacity: 49,286
 2019 Record:
 67-95 – 4th in A.L. East

CLUB DIRECTORY

Chairman. Edward Rogers
 President and CEO. Joe Natale
 Executive VP, Baseball Operations & General Manager Ross Atkins
 Director, Baseball Media Richard Griffin
 Manager, Baseball Media. Ryan Brown

ALL-TIME SERIES RESULTS

(Angels Listed First)

Year	Home	Road	Totals	Year	Home	Road	Totals	Year	Home	Road	Totals
1977	2-3	4-1	6-4	1993	3-3	1-5	4-8	2009	1-1	3-3	4-4
1978	4-1	3-2	7-3	1994	2-2	1-2	3-4	2010	3-3	3-0	6-3
1979	4-2	3-3	7-5	1995	3-1	5-1	8-2	2011	2-1	3-4	5-5
1980	1-5	2-4	3-9	1996	5-1	2-4	7-5	2012	2-2	2-2	4-4
1981	3-3	3-3	6-6	1997	4-2	2-3	6-5	2013	3-1	3-0	6-1
1982	5-1	3-3	8-4	1998	2-3	2-4	4-7	2014	2-1	3-1	5-2
1983	2-4	2-4	4-8	1999	3-3	0-6	3-9	2015	0-3	2-2	2-5
1984	3-3	4-2	7-5	2000	3-3	2-4	5-7	2016	2-2	2-1	4-3
1985	4-2	1-5	5-7	2001	4-2	1-2	5-4	2017	2-2	2-1	4-3
1986	2-4	4-2	6-6	2002	3-0	4-2	7-2	2018	2-2	2-1	4-3
1987	4-2	1-5	5-7	2003	2-4	0-3	2-7	2019	3-0	3-1	6-1
1988	2-4	4-2	6-6	2004	1-2	3-3	4-5	TOTALS	118-96	99-114	217-210
1989	3-3	4-2	7-5	2005	1-2	0-3	1-5				
1990	5-1	2-4	7-5	2006	3-3	1-3	4-6				
1991	3-3	3-3	6-6	2007	2-2	1-2	3-4				
1992	4-2	1-5	5-7	2008	4-2	2-1	6-3				

WON-LOST RECORDS AT STADIUMS

Anaheim Stadium	68-52	.567	Exhibition Stadium	37-36	.507
Angel Stadium	50-44	.532	Rogers Centre	62-78	.443

Most Runs, Game
 By Angels — 24 (24-2, Aug. 25, 1979 at Exhibition Stadium)
 By Toronto — 15 (15-7, Aug. 22, 2015 at Angel Stadium)

Widest Margin Victory
 By Angels — 22 Runs (24-2, Aug. 25, 1979 at Exhibition Stadium)
 By Toronto — 12 Runs, twice (12-0, May 18, 1987 at Anaheim Stadium & 13-1, May 6, 2009 at Angel Stadium)

Longest Winning Streak
 By Angels — 7, twice (July 13, 1978-June 5, 1979 & July 20, 1988-May 6, 1989)
 By Toronto — 7 (Sept. 8, 1997-Aug. 13, 1998)

Attendance High
 At Angel Stadium: 44,021, July 4, 2008
 At Anaheim Stadium: 61,292, July 4, 1995
 At Rogers Centre: 50,529, Sept. 11, 1993 & May 29, 1994





Field Manager Dave Roberts
 Named: . . . Nov. 23, 2015, replacing Don Mattingly
 Manager, Dodger Clubhouse Alex Torres
 Manager, Visiting Clubhouse Mitch Poole



LOS ANGELES DODGERS

Dodger Stadium
 1000 Vin Scully Avenue
 Los Angeles, CA 90012
 (323) 224-1301
 Seating Capacity: 56,000
 2019 Record:
 106-56 – 1st in N.L. West

CLUB DIRECTORY

Owner & Chairman Mark Walter
 President & CEO Stan Kasten
 President of Baseball Operations Andrew Friedman
 Senior Vice President, Baseball Operations Josh Byrnes
 Senior Director, Public Relations Joe Jareck
 Assistant Director, Public Relations Jon Chapper
 Director, Team Travel Scott Akasaki

ALL-TIME SERIES RESULTS

(Angels Listed First)

Year	Home	Road	Totals	Year	Home	Road	Totals
1997	0-2	0-2	0-4	2010	2-1	3-0	5-1
1998	2-0	1-1	3-1	2011	2-1	2-1	4-2
1999	1-2	1-2	2-4	2012	2-1	2-1	4-2
2000	2-1	2-1	4-2	2013	2-0	0-2	2-2
2001	2-1	2-1	4-2	2014	0-2	1-1	1-3
2002	2-1	1-2	3-3	2015	1-2	0-3	1-5
2003	3-0	1-2	4-2	2016	2-0	1-1	3-1
2004	1-2	2-1	3-3	2017	1-1	1-1	2-2
2005	3-0	2-1	5-1	2018	2-1	1-2	3-3
2006	2-1	0-3	2-4	2019	2-0	2-0	4-0
2007	3-0	2-1	5-1	TOTALS	40-22	30-32	70-54
2008	2-1	1-2	3-3				
2009	1-2	2-1	3-3				

WON-LOST RECORDS AT STADIUMS

Anaheim Stadium	0-2	.000	Dodger Stadium	30-32	.484
Angel Stadium	40-20	.667			

Most Runs, Game
 By Angels — 13 (13-0, June 25, 2004 at Dodger Stadium)
 By Los Angeles — 16 (16-3, May 19, 2006 at Dodger Stadium)

Widest Margin Victory
 By Angels — 13 Runs (13-0, June 25, 2004 at Dodger Stadium)
 By Los Angeles — 13 Runs (16-3, May 19, 2006 at Dodger Stadium)

Longest Winning Streak
 By Angels — 6 (June 22, 2003-June 26, 2004)
 By Los Angeles — 8 (Aug. 5, 2014-Sept. 8, 2015)

Attendance High
 At Angel Stadium: 45,477, June 10, 2019
 At Anaheim Stadium: 35,295, July 3, 1997
 At Dodger Stadium: 56,000, June 15, 16 & 17, 2007





ATLANTA BRAVES / MIAMI MARLINS



ATLANTA BRAVES

SunTrust Park
755 Battery Ave.
Atlanta, GA 30339
(404) 522-7630
Seating Capacity: 41,000
2019 Record:
97-65 – 1st in N.L. East

Field Manager Brian Snitker
Named: . . . May 17, 2016, replacing Fredi Gonzalez
Equipment/Clubhouse Services Director John Holland
Visiting Clubhouse Manager Fred Stone



CLUB DIRECTORY

Chairman Terry McGuirk
President and CEO Derek Schiller
Executive VP and General Manager Alex Anthopoulos
Vice President, Communications Beth Marshall
Team Travel Director Jim Lovell

ALL-TIME SERIES RESULTS

(Angels Listed First)

Year	Home	Road	Totals
2005	0-0	2-1	2-1
2008	1-2	0-0	1-2
2011	2-1	0-0	2-1
2014	0-0	1-2	1-2
2017	2-1	0-0	2-1
TOTALS	5-4	3-3	8-7



MIAMI MARLINS

Marlins Park
501 Marlins Way
Miami, FL 33125
(305) 480-1300
Seating Capacity: 37,442
2019 Record:
57-105 – 5th in N.L. East

Field Manager Don Mattingly
Named: . . . Oct. 29, 2015, replacing Dan Jennings
Equipment Manager John Silverman
Visiting Clubhouse Manager . . . Michael R. Hughes



CLUB DIRECTORY

Chairman & Principal Owner Bruce Sherman
CEO Derek Jeter
President, Baseball Operations Michael Hill
Vice President, Communications & Broadcasting Jason Latimer
Manager, Baseball Communications & Publications Joe Vieira
Director, Team Travel Manny Colon

ALL-TIME SERIES RESULTS

(Angels Listed First)

Year	Home	Road	Totals
2003	0-0	2-1	2-1
2005	2-1	0-0	2-1
2011	0-0	2-1	2-1
2014	2-1	0-0	2-1
2017	0-0	1-2	1-2
TOTALS	4-2	5-4	9-6

MLB



NEW YORK METS
 Citi Field
 41 Seaver Way
 Flushing, NY 11368
 (718) 507-6387
 Seating Capacity: 41,800
 2019 Record:
 86-76 – 3rd in N.L. East

Field Manager Luis Rojas
 Named: ... Jan. 22, 2020, replacing, Carlos Beltran
 Equipment Manager Kevin Kierst
 Visiting Clubhouse Manager Dave Berni




CLUB DIRECTORY

Chairman and CEO Fred Wilpon
 President Saul Katz
 Chief Operating Officer Jeff Wilpon
 Executive VP & General Manager Brodie Van Wagenen
 Vice President, Communications Harold Kaufman
 Director, Team Travel Brian Small

ALL-TIME SERIES RESULTS

(Angels Listed First)

Year	Home	Road	Totals
2003	1-2	0-0	1-2
2005	0-0	2-1	2-1
2008	1-2	0-0	1-2
2011	0-0	2-1	2-1
2014	2-1	0-0	2-1
2017	0-0	1-2	1-2
TOTALS	4-5	5-4	9-9





PHILADELPHIA PHILLIES / WASHINGTON NATIONALS



PHILADELPHIA PHILLIES

Citizens Bank Park
 One Citizens Bank Way
 Philadelphia, PA 19148
 (215) 463-6000
 Seating Capacity: 43,651
 2019 Record:
 81-81- 4th in N.L. East

Field Manager Joe Girardi
 Named: Oct. 28, 2019, replacing Gabe Kapler
 Equipment/Umpire Services Manager Dan O'Rourke
 Visiting Clubhouse Manager Kevin Steinhour



CLUB DIRECTORY

Managing Partner John Middleton
 President Andy MacPhail
 Vice President & General Manager Matt Klentak
 Director, Baseball Communications Greg Casterioto
 Coordinator, Team Travel Jameson Hall

ALL-TIME SERIES RESULTS

(Angels Listed First)

Year	Home	Road	Totals
2003	2-1	0-0	2-1
2008	0-0	3-0	3-0
2014	2-0	2-0	4-0
2017	3-0	0-0	3-0
TOTALS	7-1	5-0	12-1



WASHINGTON NATIONALS

Nationals Park
 1500 South Capitol St., SE
 Washington, DC 20003
 (202) 640-7000
 Seating Capacity: 41,546
 2019 Record:
 93-69 - 2nd in N.L. East
WORLD SERIES CHAMPIONS

Field Manager Dave Martinez
 Named: Sept. 5, 2018, replacing Dusty Baker
 Clubhouse & Equipment Manager . . . Mike Wallace
 Visiting Clubhouse Manager Matt Rosenthal



CLUB DIRECTORY

Managing Principal Owner Mark D. Lerner
 COO, Lerner Sports Alan Gottlieb
 President, Baseball Operations & General Manager Mike Rizzo
 Senior Vice President and Chief Communications Officer Jennifer Giglio
 Senior Executive Director, Communications Elizabeth Alexander
 VP, Clubhouse Operations & Team Travel Rob McDonald

ALL-TIME SERIES RESULTS

(Angels Listed First)

Year	Home	Road	Totals	Year	Home	Road	Totals
2003*	0-0	2-1	2-1	2014	0-0	2-1	2-1
2005	1-2	0-0	1-2	2017	1-1	1-1	2-2
2008	0-0	2-1	2-1	WSH TOTALS	5-3	5-3	10-6
2011	3-0	0-0	3-0	TOTALS	5-3	7-4	12-7

*2003 road series vs. Montreal - Played at Hiram Bithorn Stadium in San Juan, Puerto Rico

MLB



- 1903—Boston (A.L.)
- 1904—No Series Played
- 1905—New York (N.L.)
- 1906—Chicago (A.L.)
- 1907—Chicago (N.L.)
- 1908—Chicago (N.L.)
- 1909—Pittsburgh (N.L.)
- 1910—Philadelphia (A.L.)
- 1911—Philadelphia (A.L.)
- 1912—Boston (A.L.)
- 1913—Philadelphia (A.L.)
- 1914—Boston (N.L.)
- 1915—Boston (A.L.)
- 1916—Boston (A.L.)
- 1917—Chicago (A.L.)
- 1918—Boston (A.L.)
- 1919—Cincinnati (N.L.)
- 1920—Cleveland (A.L.)
- 1921—New York (N.L.)
- 1922—New York (N.L.)
- 1923—New York (A.L.)
- 1924—Washington (A.L.)
- 1925—Pittsburgh (N.L.)
- 1926—St. Louis (N.L.)
- 1927—New York (A.L.)
- 1928—New York (A.L.)
- 1929—Philadelphia (A.L.)
- 1930—Philadelphia (A.L.)
- 1931—St. Louis (N.L.)
- 1932—New York (A.L.)
- 1933—New York (N.L.)
- 1934—St. Louis (N.L.)
- 1935—Detroit (A.L.)
- 1936—New York (A.L.)
- 1937—New York (A.L.)
- 1938—New York (A.L.)
- 1939—New York (A.L.)
- 1940—Cincinnati (N.L.)
- 1941—New York (A.L.)
- 1942—St. Louis (N.L.)
- 1943—New York (A.L.)
- 1944—St. Louis (N.L.)
- 1945—Detroit (A.L.)
- 1946—St. Louis (N.L.)
- 1947—New York (A.L.)
- 1948—Cleveland (A.L.)
- 1949—New York (A.L.)
- 1950—New York (A.L.)
- 1951—New York (A.L.)
- 1952—New York (A.L.)
- 1953—New York (A.L.)
- 1954—New York (N.L.)
- 1955—Brooklyn (N.L.)
- 1956—New York (A.L.)
- 1957—Milwaukee (N.L.)
- 1958—New York (A.L.)
- 1959—Los Angeles (N.L.)
- 1960—Pittsburgh (N.L.)
- 1961—New York (A.L.)
- 1962—New York (A.L.)
- 1963—Los Angeles (N.L.)
- 1964—St. Louis (N.L.)
- 1965—Los Angeles (N.L.)
- 1966—Baltimore (A.L.)
- 1967—St. Louis (N.L.)
- 1968—Detroit (A.L.)
- 1969—New York (N.L.)
- 1970—Baltimore (A.L.)
- 1971—Pittsburgh (N.L.)
- 1972—Oakland (A.L.)
- 1973—Oakland (A.L.)
- 1974—Oakland (A.L.)
- 1975—Cincinnati (N.L.)
- 1976—Cincinnati (N.L.)
- 1977—New York (A.L.)
- 1978—New York (A.L.)
- 1979—Pittsburgh (N.L.)
- 1980—Philadelphia (N.L.)
- 1981—Los Angeles (N.L.)
- 1982—St. Louis (N.L.)
- 1983—Baltimore (A.L.)
- 1984—Detroit (A.L.)
- 1985—Kansas City (A.L.)
- 1986—New York (N.L.)
- 1987—Minnesota (A.L.)
- 1988—Los Angeles (N.L.)
- 1989—Oakland (A.L.)
- 1990—Cincinnati (N.L.)
- 1991—Minnesota (A.L.)
- 1992—Toronto (A.L.)
- 1993—Toronto (A.L.)
- 1994—No Series Played
- 1995—Atlanta (N.L.)
- 1996—New York (A.L.)
- 1997—Florida (N.L.)
- 1998—New York (A.L.)
- 1999—New York (A.L.)
- 2000—New York (A.L.)
- 2001—Arizona (N.L.)
- 2002—ANGELS (A.L.)**
- 2003—Florida (N.L.)
- 2004—Boston (A.L.)
- 2005—Chicago (A.L.)
- 2006—St. Louis (N.L.)
- 2007—Boston (A.L.)
- 2008—Philadelphia (N.L.)
- 2009—New York (A.L.)
- 2010—San Francisco (N.L.)
- 2011—St. Louis (N.L.)
- 2012—San Francisco (N.L.)
- 2013—Boston (A.L.)
- 2014—San Francisco (N.L.)
- 2015—Kansas City (A.L.)
- 2016—Chicago (N.L.)
- 2017—Houston (A.L.)
- 2018—Boston (A.L.)
- 2019—Washington (N.L.)





MOST VALUABLE PLAYER AWARDS

AMERICAN LEAGUE

- 1931—Lefty Grove, Phi.
- 1932—Jimmie Foxx, Phi.
- 1933—Jimmie Foxx, Phi.
- 1934—Mickey Cochrane, Det.
- 1935—Hank Greenberg, Det.
- 1936—Lou Gehrig, N.Y.
- 1937—Charley Gehring, Det.
- 1938—Jimmie Foxx, Bos.
- 1939—Joe DiMaggio, N.Y.
- 1940—Hank Greenberg, Det.
- 1941—Joe DiMaggio, N.Y.
- 1942—Joe Gordon, N.Y.
- 1943—Spud Chandler, N.Y.
- 1944—Hal Newhouser, Det.
- 1945—Hal Newhouser, Det.
- 1946—Ted Williams, Bos.
- 1947—Joe DiMaggio, N.Y.
- 1948—Lou Boudreau, Cle.
- 1949—Ted Williams, Bos.
- 1950—Phil Rizzuto, N.Y.
- 1951—Yogi Berra, N.Y.
- 1952—Bobby Shantz, Phi.
- 1953—Al Rosen, Cle.
- 1954—Yogi Berra, N.Y.
- 1955—Yogi Berra, N.Y.
- 1956—Mickey Mantle, N.Y.
- 1957—Mickey Mantle, N.Y.
- 1958—Jackie Jensen, Bos.
- 1959—Nellie Fox, Chi.
- 1960—Roger Maris, N.Y.
- 1961—Roger Maris, N.Y.
- 1962—Mickey Mantle, N.Y.
- 1963—Elston Howard, N.Y.
- 1964—Brooks Robinson, Bal.
- 1965—Zoilo Versalles, Min.
- 1966—Frank Robinson, Bal.
- 1967—Carl Yastrzemski, Bos.
- 1968—Denny McLain, Det.
- 1969—Harmon Killebrew, Min.
- 1970—Boog Powell, Bal.
- 1971—Vida Blue, Oak.
- 1972—Dick Allen, Chi.
- 1973—Reggie Jackson, Oak.
- 1974—Jeff Burroughs, Tex.
- 1975—Fred Lynn, Bos.
- 1976—Thurman Munson, N.Y.
- 1977—Rod Carew, Min.
- 1978—Jim Rice, Bos.
- 1979—**Don Baylor, Cal.**
- 1980—George Brett, K.C.
- 1981—Rollie Fingers, Mil.
- 1982—Robin Yount, Mil.
- 1983—Cal Ripken, Jr., Bal.
- 1984—Willie Hernandez, Det.
- 1985—Don Mattingly, N.Y.
- 1986—Roger Clemens, Bos.
- 1987—George Bell, Tor.
- 1988—Jose Canseco, Oak.
- 1989—Robin Yount, Mil.
- 1990—Rickey Henderson, Oak.
- 1991—Cal Ripken, Jr., Bal.
- 1992—Dennis Eckersley, Oak.
- 1993—Frank Thomas, Chi.
- 1994—Frank Thomas, Chi.
- 1995—Mo Vaughn, Bos.
- 1996—Juan Gonzalez, Tex.
- 1997—Ken Griffey Jr., Sea.
- 1998—Juan Gonzalez, Tex.
- 1999—Ivan Rodriguez, Tex.
- 2000—Jason Giambi, Oak.
- 2001—Ichiro Suzuki, Sea.
- 2002—Miguel Tejada, Oak.
- 2003—Alex Rodriguez, Tex.
- 2004—**Vladimir Guerrero, Ana.**
- 2005—Alex Rodriguez, N.Y.
- 2006—Justin Morneau, Min.
- 2007—Alex Rodriguez, N.Y.
- 2008—Dustin Pedroia, Bos.
- 2009—Joe Mauer, Minn.
- 2010—Josh Hamilton, Tex.
- 2011—Justin Verlander, Det.
- 2012—Miguel Cabrera, Det.
- 2013—Miguel Cabrera, Det.
- 2014—**Mike Trout, LAA**
- 2015—Josh Donaldson, Tor.
- 2016—**Mike Trout, LAA**
- 2017—Jose Altuve, Hou.
- 2018—Mookie Betts, Bos.
- 2019—**Mike Trout, LAA**

NATIONAL LEAGUE

- 1931—Frank Frisch, StL.
- 1932—Chuck Klein, Phi.
- 1933—Carl Hubbell, N.Y.
- 1934—Dizzy Dean, StL.
- 1935—Gabby Hartnett, Chi.
- 1936—Carl Hubbell, N.Y.
- 1937—Joe Medwick, StL.
- 1938—Ernie Lombardi, Cin.
- 1939—Bucky Walters, Cin.
- 1940—Frank McCormick, Cin.
- 1941—Dolf Camilli, Bkn.
- 1942—Mort Cooper, StL.
- 1943—Stan Musial, StL.
- 1944—Marty Marion, StL.
- 1945—Phil Cavarretta, Chi.
- 1946—Stan Musial, StL.
- 1947—Buck Elliott, Bos.
- 1948—Stan Musial, StL.
- 1949—Jackie Robinson, Bkn.
- 1950—Jim Konstanty, Phi.
- 1951—Roy Campanella, Bkn.
- 1952—Hank Sauer, Bkn.
- 1953—Roy Campanella, Bkn.
- 1954—Willie Mays, N.Y.
- 1955—Roy Campanella, Bkn.
- 1956—Don Newcombe, Bkn.
- 1957—Hank Aaron, Mil.
- 1958—Ernie Banks, Chi.
- 1959—Ernie Banks, Chi.
- 1960—Dick Groat, Pit.
- 1961—Frank Robinson, Cin.
- 1962—Maury Wills, L.A.
- 1963—Sandy Koufax, L.A.
- 1964—Ken Boyer, StL.
- 1965—Willie Mays, S.F.
- 1966—Robeto Clemente, Pit.
- 1967—Orlando Cepeda, StL.
- 1968—Bob Gibson, StL.
- 1969—Willie McCovey, S.F.
- 1970—Johnny Bench, Cin.
- 1971—Joe Torre, Cin.
- 1972—Johnny Bench, Cin.
- 1973—Pete Rose, Cin.
- 1974—Steve Garvey, L.A.
- 1975—Joe Morgan, Cin.
- 1976—Joe Morgan, Cin.
- 1977—George Foster, Cin.
- 1978—Dave Parker, Pit.
- 1979—**Keith Hernandez, StL. / Willie Stargell, Pit.**
- 1980—Mike Schmidt, Phi.
- 1981—Mike Schmidt, Phi.
- 1982—Dale Murphy, Atl.
- 1983—Dale Murphy, Atl.
- 1984—Ryne Sandberg, Chi.
- 1985—Willie McGee, StL.
- 1986—Mike Schmidt, Phi.
- 1987—Andre Dawson, Chi.
- 1988—Kirk Gibson, L.A.
- 1989—Kevin Mitchell, S.F.
- 1990—Barry Bonds, Pit.
- 1991—Terry Pendleton, Atl.
- 1992—Barry Bonds, Pit.
- 1993—Barry Bonds, S.F.
- 1994—Jeff Bagwell, Hou.
- 1995—Barry Larkin, Cin.
- 1996—Ken Caminiti, S.D.
- 1997—Larry Walker, Col.
- 1998—Sammy Sosa, Chi.
- 1999—Chipper Jones, Atl.
- 2000—Jeff Kent, S.F.
- 2001—Barry Bonds, S.F.
- 2002—Barry Bonds, S.F.
- 2003—Barry Bonds, S.F.
- 2004—Barry Bonds, S.F.
- 2005—Albert Pujols, StL.
- 2006—Ryan Howard, Phi.
- 2007—Jimmy Rollins, Phi.
- 2008—Albert Pujols, StL.
- 2009—Albert Pujols, StL.
- 2010—Joey Votto, Cin.
- 2011—Ryan Braun, Mil.
- 2012—Buster Posey, S.F.
- 2013—Andrew McCutchen, Pit.
- 2014—Clayton Kershaw, L.A.
- 2015—Bryce Harper, Was.
- 2016—Kris Bryant, Chi.
- 2017—Giancarlo Stanton, Mia.
- 2018—Christian Yelich, Mil.
- 2019—Cody Bellinger, L.A.



CY YOUNG MEMORIAL AWARD



AMERICAN LEAGUE

- 1958—Bob Turley, N.Y.
- 1959—Early Wynn, Chi.★
- 1961—Whitey Ford, N.Y.★
- 1964—Dean Chance, L.A.★
- 1967—Jim Lonborg, Bos.
- 1968—Denny McLain, Det.
- 1969—Mike Cuellar, Bal.
Denny McLain, Det.
- 1970—Jim Perry, Min.
- 1971—Vida Blue, Oak.
- 1972—Gaylord Perry, Cle.
- 1973—Jim Palmer, Bal.
- 1974—Jim Hunter, Oak.
- 1975—Jim Palmer, Bal.
- 1976—Jim Palmer, Bal.
- 1977—Sparky Lyle, N.Y.
- 1978—Ron Guidry, N.Y.
- 1979—Mike Flanagan, Bal.
- 1980—Steve Stone, Bal.
- 1981—Bret Saberhagen, Mil.
- 1982—Pete Vuckovich, Mil.
- 1983—LaMarr Hoyt, Chi.
- 1984—Willie Hernandez, Det.
- 1985—Bret Saberhagen, K.C.
- 1986—Roger Clemens, Bos.
- 1987—Roger Clemens, Bos.
- 1988—Frank Viola, Min.
- 1989—Bret Saberhagen, K.C.
- 1990—Bob Welch, Oak.
- 1991—Roger Clemens, Bos.
- 1992—Dennis Eckersley, Oak.
- 1993—Jack McDowell, Chi.
- 1994—David Cone, K.C.
- 1995—Randy Johnson, Sea.
- 1996—Pat Hentgen, Tor.
- 1997—Roger Clemens, Tor.
- 1998—Roger Clemens, Tor.
- 1999—Pedro Martinez, Bos.
- 2000—Pedro Martinez, Bos.
- 2001—Roger Clemens, N.Y.
- 2002—Barry Zito, Oak.
- 2003—Roy Halladay, Tor.
- 2004—Johan Santana, Min.
- 2005—Bartolo Colon, LAA
- 2006—Johan Santana, Min.
- 2007—C.C. Sabathia, Cle.
- 2008—Cliff Lee, Cle.
- 2009—Zack Greinke, K.C.
- 2010—Felix Hernandez, Sea.
- 2011—Justin Verlander, Hou.
- 2012—David Price, T.B.
- 2013—Max Scherzer, Det.
- 2014—Corey Kluber, Cle.
- 2015—Dallas Keuchel, Hou.
- 2016—Rick Porcello, Bos.
- 2017—Corey Kluber, Cle.
- 2018—Blake Snell, T.B.
- 2019—Justin Verlander, Hou.

NATIONAL LEAGUE

- 1956—Don Newcombe, Bkn.★
- 1957—Warren Spahn, Mil.★
- 1960—Vernon Law, Pit.★
- 1962—Don Drysdale, L.A.★
- 1963—Sandy Koufax, L.A.★
- 1965—Sandy Koufax, L.A.★
- 1966—Sandy Koufax, L.A.★
- 1967—Mike McCormick, S.F.
- 1968—Bob Gibson, StL.
- 1969—Tom Seaver, N.Y.
- 1970—Bob Gibson, StL.
- 1971—Fergie Jenkins, Chi.
- 1972—Steve Carlton, Phi.
- 1973—Tom Seaver, N.Y.
- 1974—Mike Marshall, L.A.
- 1975—Tom Seaver, N.Y.
- 1976—Randy Jones, S.D.
- 1977—Steve Carlton, Phi.
- 1978—Gaylord Perry, S.D.
- 1979—Bruce Sutter, Chi.
- 1980—Steve Carlton, Phi.
- 1981—Fernando Valenzuela, L.A.
- 1982—Steve Carlton, Phi.
- 1983—John Denny, Phi.
- 1984—Rick Sutcliffe, Chi.
- 1985—Dwight Gooden, N.Y.
- 1986—Mike Scott, Hou.
- 1987—Steve Bedrosian, Phi.
- 1988—Orel Hershiser, L.A.
- 1989—Mark Davis, S.D.
- 1990—Doug Drabek, Pit.
- 1991—Tom Glavine, Atl.
- 1992—Greg Maddux, Chi.
- 1993—Greg Maddux, Atl.
- 1994—Greg Maddux, Atl.
- 1995—Greg Maddux, Atl.
- 1996—John Smoltz, Atl.
- 1997—Pedro Martinez, Mon.
- 1998—Tom Glavine, Atl.
- 1999—Randy Johnson, Ari.
- 2000—Randy Johnson, Ari.
- 2001—Randy Johnson, Ari.
- 2002—Randy Johnson, Ari.
- 2003—Eric Gagne, L.A.
- 2004—Roger Clemens, Hou.
- 2005—Chris Carpenter, StL.
- 2006—Brandon Webb, Ari.
- 2007—Jake Peavy, S.D.
- 2008—Tim Lincecum, S.F.
- 2009—Tim Lincecum, S.F.
- 2010—Roy Halladay, Phi.
- 2011—Clayton Kershaw, L.A.
- 2012—R.A. Dickey, N.Y.
- 2013—Clayton Kershaw, L.A.
- 2014—Clayton Kershaw, L.A.
- 2015—Jake Arrieta, Chi.
- 2016—Max Scherzer, Was.
- 2017—Max Scherzer, Was.
- 2018—Jacob deGrom, N.Y.
- 2019—Jacob deGrom, N.Y.

★ Combined Selection

ANGELS WALK-OFF HOME RUNS SINCE 2000

Date	Opp.	Inn.	Player
04/29/2000	TB	13	Tim Salmon
05/14/2000	TEX	9	Scott Spiezio
06/25/2000	MIN	11	Darin Erstad
07/31/2000	DET	9	Scott Spiezio
04/13/2001	SEA	9	Garret Anderson
06/17/2001	LAD	9	Troy Glaus
04/28/2002	TOR	14	David Eckstein (Grand Slam)
05/08/2002	DET	9	Troy Glaus
05/25/2002	MIN	13	Tim Salmon
06/05/2002	TEX	10	Troy Glaus
09/16/2003	OAK	9	Scott Spiezio
09/23/2003	SEA	11	Tim Salmon
07/31/2004	SEA	11	Jose Guillen
08/29/2004	MIN	9	Adam Kennedy
04/21/2005	CLE	10	Orlando Cabrera
05/27/2005	KC	10	Dallas McPherson
06/18/2005	FLA	10	Vladimir Guerrero
09/05/2006	BAL	10	Adam Kennedy
06/03/2007	BAL	9	Vladimir Guerrero
04/07/2008	CLE	9	Torii Hunter (Grand Slam)
09/12/2008	SEA	9	Mike Napoli
05/29/2010	SEA	10	Kendrys Morales (Grand Slam)
05/30/2010	SEA	9	Howie Kendrick
08/11/2010	KC	10	Bobby Abreu

Date	Opp.	Inn.	Player
09/10/2010	SEA	14	Bobby Abreu
07/08/2011	SEA	9	Mark Trumbo
08/18/2011	TEX	9	Mark Trumbo
05/28/2012	NYG	9	Mark Trumbo
04/21/2013	DET	13	Mark Trumbo
04/23/2013	TEX	11	Howie Kendrick
07/06/2013	BOS	11	Josh Hamilton
08/17/2013	HOU	10	Josh Hamilton
04/16/2014	OAK	12	Chris Iannetta
05/15/2014	TB	9	Mike Trout
06/10/2014	OAK	14	Collin Cowgill
07/04/2014	HOU	9	Mike Trout
08/09/2014	BOS	19	Albert Pujols
05/05/2015	SEA	9	Carlos Perez
07/17/2015	BOS	9	Mike Trout
09/26/2015	SEA	9	David Freese
05/31/2016	DET	9	C.J. Cron
08/03/2016	OAK	9	Albert Pujols
04/04/2018	CLE	13	Zack Cozart
07/27/2018	SEA	10	Kole Calhoun
09/24/2018	TEX	11	Jose Briceño
09/30/2018	OAK	9	Taylor Ward
07/28/2019	BAL	9	Matt Thaiss





ROOKIE OF THE YEAR AWARDS

AMERICAN LEAGUE

1949—Roy Sievers, StL.
 1950—Walt Dropo, Bos.
 1951—Gil McDougald, N.Y.
 1952—Harry Byrd, Phi.
 1953—Harvey Kuenn, Det.
 1954—Bob Grim, N.Y.
 1955—Herb Score, Cle.
 1956—Luis Aparicio, Chi.
 1957—Tony Kubek, N.Y.
 1958—Albie Pearson, Was.
 1959—Bob Allison, Was.
 1960—Ron Hansen, Bal.
 1961—Don Schwall, Bos.
 1962—Tom Tresh, N.Y.
 1963—Gary Peters, Chi.
 1964—Tony Oliva, Min.
 1965—Curt Blefary, Bal.
 1966—Tommie Agee, Chi.
 1967—Rod Carew, Min.
 1968—Stan Bahnsen, N.Y.
 1969—Lou Piniella, K.C.
 1970—Thurman Munson, N.Y.
 1971—Chris Chambliss, Cle.
 1972—Carlton Fisk, Bos.
 1973—Al Bumbry, Bal.
 1974—Mike Hargrove, Tex.
 1975—Fred Lynn, Bos.
 1976—Mark Fidrych, Det.
 1977—Eddie Murray, Bal.
 1978—Lou Whitaker, Det.

1979—John Castino, Min.
 Alfredo Griffin, Tor.
 1980—Joe Charboneau, Cle.
 1981—Dave Righetti, N.Y.
 1982—Cal Ripken, Jr., Bal.
 1983—Ron Kittle, Chi.
 1984—Alvin Davis, Sea.
 1985—Ozzie Guillen, Chi.
 1986—Jose Canseco, Oak.
 1987—Mark McGwire, Oak.
 1988—Walt Weiss, Oak.
 1989—Gregg Olson, Bal.
 1990—Sandy Alomar, Jr., Cle.
 1991—Chuck Knoblauch, Min.
 1992—Pat Listach, Mil.
1993—Tim Salmon, Cal.
 1994—Bob Hamelin, K.C.
 1995—Marty Cordova, Min.
 1996—Derek Jeter, N.Y.
 1997—Nomar Garciaparra, Bos.
 1998—Ben Grieve, Oak.
 1999—Carlos Beltran, K.C.
 2000—Kazuhiro Sasaki, Sea.
 2001—Ichiro Suzuki, Sea.
 2002—Eric Hinske, Tor.
 2003—Angel Berroa, K.C.
 2004—Bobby Crosby, Oak.
 2005—Huston Street, Oak.
 2006—Justin Verlander, Det.
 2007—Dustin Pedroia, Bos.

2008—Evan Longoria, T.B.
 2009—Andrew Bailey, Oak.
 2010—Neftali Feliz, Tex.
 2011—Jeremy Hellickson, T.B.
2012—Mike Trout, LAA
 2013—Wil Myers, T.B.
 2014—Jose Abreu, Chi.
 2015—Carlos Correa, Hou.
 2016—Michael Fulmer, Det.
 2017—Aaron Judge, N.Y.
2018—Shohei Ohtani, LAA
 2019—Yordan Alvarez, Hou.

NATIONAL LEAGUE

1947—Jackie Robinson, Bkn. ★
 1948—Alvin Dark, Bos. ★
 1949—Don Newcombe, Bkn.
 1950—Sam Jethroe, Bos.
 1951—Willie Mays, N.Y.
 1952—Joe Black, Bkn.
 1953—Jim Gilliam, Bkn.
 1954—Wally Moon, StL.
 1955—Bill Virdon, StL.
 1956—Frank Robinson, Cin.
 1957—Jack Sanford, Phi.
 1958—Orlando Cepeda, S.F.
 1959—Willie McCovey, S.F.
 1960—Frank Howard, L.A.
 1961—Billy Williams, Chi.
 1962—Ken Hubbs, Chi.
 1963—Pete Rose, Cin.
 1964—Dick Allen, Phi.
 1965—Jim Lefebvre, L.A.
 1966—Tommy Helms, Cin.
 1967—Tom Seaver, N.Y.
 1968—Johnny Bench, Cin.
 1969—Ted Sizemore, L.A.
 1970—Carl Morton, Mon.
 1971—Earl Williams, Atl.
 1972—Jon Matlack, N.Y.
 1973—Gary Matthews, S.F.
 1974—Bake McBride, StL.
 1975—John Montefusco, S.F.
 1976—Butch Metzger, S.D.
 Pat Zachry, Cin.
 1977—Andre Dawson, Mon.

1978—Bob Horner, Atl.
 1979—Rick Sutcliffe, L.A.
 1980—Steve Howe, L.A.
 1981—Fernando Valenzuela, L.A.
 1982—Steve Sax, L.A.
 1983—Darryl Strawberry, N.Y.
 1984—Dwight Gooden, N.Y.
 1985—Vince Coleman, StL.
 1986—Todd Worrell, StL.
 1987—Benito Santiago, S.D.
 1988—Chris Sabo, Cin.
 1989—Jerome Walton, Chi.
 1990—Dave Justice, Atl.
 1991—Jeff Bagwell, Hou.
 1992—Eric Karros, L.A.
 1993—Mike Piazza, L.A.
 1994—Raul Mondesi, L.A.
 1995—Hideo Nomo, L.A.
 1996—Todd Hollandsworth, L.A.
 1997—Scott Rolen, Phi.
 1998—Kerry Wood, Chi.
 1999—Scott Williamson, Cin.
 2000—Rafael Furcal, Atl.
 2001—Albert Pujols, StL.
 2002—Jason Jennings, Col.
 2003—Dontrelle Willis, Fla.
 2004—Jason Bay, Pit.
 2005—Ryan Howard, Phi.
 2006—Hanley Ramirez, Fla.
 2007—Ryan Braun, Mil.
 2008—Geovany Soto, Chi.
 2009—Chris Coghlan, Fla.

2010—Buster Posey, S.F.
 2011—Craig Kimbrel, Atl.
 2012—Bryce Harper, Was.
 2013—Jose Fernandez, Mia.
 2014—Jacob deGrom, N.Y.
 2015—Kris Bryant, Chi.
 2016—Corey Seager, L.A.
 2017—Cody Bellinger, L.A.
 2018—Ronald Acuña Jr., Atl.
 2019—Pete Alonso, N.Y.

★ Combined Selection



SPRING TRAINING





TEMPE DIABLO STADIUM



The Angels will hold Spring Training for the 28th consecutive season (since 1993) in Tempe, AZ, where the Club plays home games at Tempe Diablo Stadium.

The Halos initially signed a 25-year lease (including two five-year options) with the city of Tempe on July 25, 1991, making Tempe Diablo Stadium their Spring Training facility until 2017. On November 8, 2004, the Angels and the city agreed to an extended lease through the year 2025. As part of the new lease agreement, the complex was expanded and renovated to include the Club's minor league spring operations, a project that was completed in time for the 2006 Spring Training. Additional improvements completed in the renovation included: practice fields expanded and constructed to create four additional lighted ball fields; refurbished clubhouses and expanded dugouts; new state-of-the-art seating and a new sound system.

Tempe Diablo Stadium, which is owned and operated by the City of Tempe Parks and Recreation Department, previously housed the Seattle Pilots/Milwaukee Brewers (1969-71) and Seattle Mariners (1977-92).

In 1992, the stadium was completely rebuilt and renovated with the combined efforts of HOK Sports Facilities Group and the Angels. Groundbreaking for the stadium took place, Apr. 22, 1992 with an estimated cost of \$5.8 million to complete. Two-thirds of the funding was provided by Maricopa County and one-third by the city of Tempe. All revenues from food and beverage concessions, parking, souvenirs and in-stadium advertising are shared equally by the City of Tempe and the Angels, while the city receives 20% of revenues from ticket sales.

Dedication ceremonies for Tempe Diablo Stadium took place Feb. 27, 1993, with the Angels playing their first spring home game, Mar. 7, 1993 against Oakland.

The new Tempe Diablo Stadium complex includes six-and-a-half practice fields in addition to the main stadium, which was dedicated as Gene Autry Field in 1999 in honor of the former Angels owner who passed away after the 1998 season.

TEMPE DIABLO FACTS & FIGURES

Address (MLB): 2200 W. Alameda, Tempe, AZ 85282

Address (Minors): 2225 W. Westcourt Way, Tempe, AZ 85282

Owners: City of Tempe Parks and Recreation Department

Tenant: Los Angeles Angels

Architect: DLR Group (2006 renovation)/HOK Sports (1992)

Builder: Moline Construction (2006)/Weitz Company (1992)

Cost: 20 million (2006 est.)/5.8 million (1992 est.)

Groundbreaking Dates: Apr. 13, 2005/Apr. 22, 1992

Stadium Area: 75 acres

Parking Facilities: East and West parking lots with nearly 1,350 paved parking spaces; one disabled accessible entry ramp, field and service access.

Seating Capacity: 9,708

3,110: Field Box Seats	503: Grandstand seats
3,013: Field MVP Seats	2,600: Lawn seats (estimate)
291: Home Plate MVP	150: Bud Patio Pavilion
41: Suites	

FAN ACCOMMODATIONS

(All with disabled access)

- | | |
|----------------------|-------------------------|
| 3 Women's Restrooms | 1 Guest Services Office |
| 3 Men's Restrooms | 1 First Aid Station |
| 1 Family Restroom | 1 Box Office |
| 5 Concession Stands | 8 Ticket Windows |
| 1 Walk-In Team Store | 2 Picnic Areas |

DIMENSIONS

- | | |
|------------------|------|
| Left Field Line | 340' |
| Right Field Line | 360' |
| Power Alleys | 400' |
| Center | 420' |
- Fence height is eight feet and playing turf is bermuda*

SPRING TRAINING



ANGELS SPRING TRAINING SITES

Beginning in 1961, the Angels played their Spring Training contests at Angels Stadium in Palm Springs (Coachella Valley). The facility was formerly called the Polo Grounds until switching its name in 1964.

On Dec. 19, 1965, the Angels signed an agreement to also hold Spring Training in Holtville, CA, located approximately 10 miles east of El Centro. The Club annually spent 10 days to two weeks at the four-diamond complex from 1966 through 1979, before returning on a full-time basis to Palm Springs in 1980.

In 1982 and 1983, the Angels divided spring headquarters between Casa Grande, AZ and Palm Springs.

On Apr. 1, 1992, the Halos defeated San Diego, 3-1 at Angels Stadium in the final exhibition game of Spring Training. The contest was historic in that it marked the final Spring Training game for the Angels in Palm Springs, CA, their Cactus League home for 32 years.

1961-65	Palm Springs, CA
1966-79	Holtville, CA/ Palm Springs, CA
1980-81	Palm Springs, CA

1982-83	Casa Grande, AZ/Palm Springs, CA
1984-92	Mesa, AZ/Palm Springs, CA
1993-Present	Tempe, AZ



Hall-of-Famers Don Drysdale and Dick Enberg broadcasting the game from atop the press box in Palm Springs



Nolan Ryan



ANGELS *SPRING TRAINING INFORMATION*

MAJOR LEAGUE CAMP


Tempe Diablo Stadium
 2200 West Alameda Drive
 Tempe, AZ 85282
 (480) 350-5205 (Main Info. Line)
 (480) 350-5265 (Stadium Manager)
 (480) 858-7573 (Press Box)
 @diablostadium

MINOR LEAGUE CAMP

Tempe Diablo Minor League Complex
 2225 W. Westcourt Way
 Tempe, AZ 85282
 (480) 858-7558

TEMPE DIABLO STADIUM AND MINOR LEAGUE COMPLEX STAFF

Jerry Hall..... Tempe Diablo Stadium Manager
 Mike Clark..... Public Works Supervisor (groundscrew lead)
 Louie Raya Minor League Equipment Manager
 Scott Newman, Nick Camacho Assistants, Clubhouse
 Janelle Wakefield..... Spring Training Receptionist



FRED HANEY MEMORIAL AWARD

Awarded to the outstanding Angels' rookie(s) during Spring Training.

- | | |
|---|-------------------------------|
| 1980 — Alfredo Martinez | 2000 — Bengie Molina |
| 1981 — Mike Witt | 2001 — David Eckstein |
| 1982 — Angel Moreno | 2002 — Gary Johnson |
| 1983 — Mike Brown | 2003 — Dusty Bergman |
| 1984 — Ron Romanick | 2004 — Brian Specht |
| 1985 — Pat Clements, Jack Howell, Wally Joyner | 2005 — Maicer Izturis |
| 1986 — Wally Joyner | 2006 — Kendrys Morales |
| 1987 — Devon White | 2007 — Nick Gorneault |
| 1988 — Frank DiMichele | 2008 — Darren O'Day |
| 1989 — Dante Bichette | 2009 — Matt Brown |
| 1990 — John Orton | 2010 — Michael Kohn |
| 1991 — Bobby Rose | 2011 — Mark Trumbo |
| 1992 — Chad Curtis | 2012 — Kole Calhoun |
| 1993 — Darryl Scott | 2013 — Luis Jimenez |
| 1994 — Jim Edmonds | 2014 — Matt Long |
| 1995 — No recipient due to strike | 2015 — Drew Rucinski |
| 1996 — George Arias | 2016 — Rafael Ortega |
| 1997 — Jason Dickson | 2017 — Nolan Fontana |
| 1998 — Troy Glaus | 2018 — David Fletcher |
| 1999 — Mike Fyhrie & Keith Luuloa | 2019 — Matt Thaiss |

2020 SPRING TRAINING SCHEDULE



DAY	DATE	OPPONENT	LOCATION	TIME
2/22 (ss)	Sat.	Chicago (A.L.)	Glendale	12:05 PM
		Kansas City	Tempe Diablo Stadium	12:10 PM
2/23	Sun.	Colorado	Tempe Diablo Stadium	12:10 PM
2/24	Mon.	Milwaukee	Maryvale	12:05 PM
2/25	Tues.	Cincinnati	Tempe Diablo Stadium	12:10 PM
2/26	Wed.	Los Angeles (N.L.)	Glendale	12:05 PM
2/27	Thurs.	San Diego	Tempe Diablo Stadium	12:10 PM
2/28	Fri.	Texas	Tempe Diablo Stadium	12:10 PM
2/29	Sat.	San Francisco	Scottsdale	12:05 PM
3/1 (ss)	Sun.	Chicago (A.L.)	Tempe Diablo Stadium	12:10 PM
		Colorado	Scottsdale	12:10 PM
3/2	Mon.	Chicago (N.L.)	Mesa	12:05 PM
3/3	Tues.	Cleveland	Goodyear	12:05 PM
3/4	Wed.	Seattle	Tempe Diablo Stadium	12:10 PM
3/5	Tue.	OFF DAY		
3/6	Fri.	Kansas City	Surprise	12:05 PM
3/7	Sat.	Arizona	Tempe Diablo Stadium	12:10 PM
3/8 (ss)	Sun.	Cincinnati	Goodyear	1:05 PM
		Milwaukee	Maryvale	1:05 PM
3/9	Mon.	Cleveland	Tempe Diablo Stadium	1:10 PM
3/10	Tues.	Seattle	Peoria	1:10 PM
3/11	Wed.	Oakland	Tempe Diablo Stadium	1:10 PM
3/12	Thurs.	OFF DAY		
3/13	Fri.	San Francisco	Tempe Diablo Stadium	6:10 PM
3/14	Sat.	Chicago (N.L.)	Tempe Diablo Stadium	1:10 PM
3/15 (ss)	Sun.	Texas	Surprise	1:05 PM
		Milwaukee	Tempe Diablo Stadium	1:10 PM
3/16	Mon.	San Diego	Peoria	1:10 PM
3/17	Tues.	Oakland	Mesa	1:05 PM
3/18	Wed.	Kansas City	Tempe Diablo Stadium	1:10 PM
3/19	Thurs.	Arizona	Scottsdale	1:10 PM
3/20	Fri.	Los Angeles (N.L.)	Tempe Diablo Stadium	12:10 PM
3/21	Sat.	OFF DAY		
3/22	Sun.	Los Angeles (N.L.)	Angel Stadium	5:07 PM
3/23	Mon.	Los Angeles (N.L.)	Dodger Stadium	7:10 PM
3/24	Tues.	Los Angeles (N.L.)	Dodger Stadium	7:10 PM

All Times are Pacific Standard Time

Red Indicates Home Game

Game Times Subject to Change



2020 Spring Training





2019 SPRING TRAINING STATS

#	Player	Team	B	AVG	G	AB	R	H	2B	3B	HR	RBI	BB	IBB	SO	SB	CS	OBP	SLG	OPS	PA	SAC	FF	HBP	GIDP	E	
9	Adams, J	LAA	R	.000	2	1	0	0	0	0	0	0	0	0	0	0	0	0.000	0.000	0.000	0	0	0	0	0	1	
59	Adell, J	LAA	R	.391	11	23	6	9	11	2	0	0	3	3	0	7	0	0	.464	.478	.940	26	0	0	0	1	0
85	Baldofquin, R	LAA	R	.083	12	6	1	3	1	0	0	3	3	0	5	0	0	0	.313	.250	.564	16	0	0	1	1	0
41	Bour, J	LAA	L	.225	15	40	8	9	22	1	0	4	8	8	12	0	0	0	.352	.550	.904	48	0	0	0	1	1
25	Bourjos, P	LAA	R	.283	20	53	10	15	29	3	1	3	10	4	16	1	1	0	.345	.547	.892	58	0	0	1	1	1
10	Brieeño, J	LAA	R	.150	10	20	3	3	7	1	0	1	2	2	0	5	0	0	.261	.350	.611	23	0	0	1	1	0
56	Calhoun, K	LAA	L	.327	19	49	13	16	29	5	1	5	7	0	12	0	0	0	.411	.592	1.003	56	0	0	0	0	0
22	Covart, K	LAA	L	.222	4	9	1	2	5	0	0	1	5	0	0	0	0	0	.300	.556	.856	16	0	0	0	0	0
7	Cozzart, J	LAA	R	.318	9	22	3	7	12	2	0	1	3	1	0	2	0	0	.375	.545	.920	24	0	0	0	1	1
6	Fletcher, D	LAA	R	.291	19	55	8	16	21	5	0	0	9	6	0	9	4	0	.355	.382	.737	62	0	1	0	2	1
13	Garnneau, D	LAA	R	.333	15	24	4	8	17	1	1	2	9	1	10	1	0	0	.370	.708	1.079	27	0	1	1	0	0
49	Griffin, S	LAA	R	.000	2	1	0	0	0	0	0	0	0	0	1	0	0	0	.000	.000	.000	1	0	0	0	0	0
19	Hanewich, B	LAA	S	----	1	0	0	0	0	0	0	0	0	0	0	0	0	----	----	.000	0	0	0	0	0	0	0
51	Houchins, Z	LAA	R	.000	1	2	0	0	0	0	0	0	0	0	1	0	0	0	.000	.000	.000	2	0	0	0	0	0
28	Hunter Jr., T	LAA	R	.222	13	18	5	4	5	1	0	0	2	0	6	1	1	0	.333	.278	.611	21	0	0	1	0	1
20	Jackson, J	LAA	R	.000	1	1	0	0	0	0	0	0	0	0	0	0	0	0	.000	.000	.000	1	0	0	0	0	0
81	Jenkins, D	LAA	R	----	1	0	0	0	0	0	0	0	0	0	0	0	0	----	----	.000	0	0	0	0	0	0	0
87	Jones, J	LAA	R	.222	11	18	3	4	5	1	0	0	1	4	0	10	0	0	.364	.278	.641	22	0	0	0	0	1
7	Justus, C	LAA	R	.350	16	20	4	7	10	1	0	0	0	2	0	4	1	0	.409	.500	.909	22	0	0	0	0	3
81	Kelly, T	LAA	S	.250	3	4	0	1	1	0	0	0	0	0	1	0	0	0	.250	.250	.500	4	0	0	0	0	0
98	Kruger, J	LAA	R	.333	12	18	6	11	0	0	1	1	6	1	0	2	0	0	.368	.611	.980	19	0	0	0	0	0
56	Krzeminski, A	LAA	R	----	1	0	0	0	0	0	0	0	0	0	0	0	0	----	----	.000	0	0	0	0	0	0	0
9	La Stella, T	LAA	L	.167	20	48	4	8	11	3	0	0	2	4	0	9	0	0	.245	.229	.474	54	0	0	1	2	0
97	Leon, J	LAA	R	.250	5	8	0	2	3	1	0	0	3	0	0	0	0	0	.250	.375	.625	8	0	0	0	0	0
20	Lucroy, J	LAA	R	.337	17	42	11	21	4	0	3	2	0	0	0	0	0	0	.413	.500	.914	46	0	0	0	0	0
61	Lund, B	LAA	L	.213	22	47	4	10	17	1	3	0	8	3	13	0	0	0	.255	.362	.617	51	0	1	0	0	1
65	MacKinnon, D	LAA	R	----	1	0	0	0	0	0	0	0	0	0	0	0	0	----	----	.000	0	0	0	0	0	0	0
66	Marian, K	LAA	S	1.000	1	1	1	1	1	0	0	0	1	0	0	0	0	0	1.000	1.000	2.000	1	0	0	0	0	0
89	Marsh, B	LAA	R	.240	13	25	4	7	8	0	0	0	1	0	0	0	0	0	.330	.300	.630	30	0	0	1	0	2
9	Martinez, O	LAA	L	.000	9	11	0	0	0	0	0	0	0	0	6	0	0	0	.000	.000	.000	11	0	0	0	1	0
10	Navarro, F	LAA	S	.000	1	1	0	0	0	0	0	0	0	0	1	0	0	0	.000	.000	.000	1	0	0	0	0	0
16	Parker, J	LAA	L	.241	14	29	7	15	2	0	0	2	7	7	0	9	0	0	.389	.517	.906	36	0	0	0	0	0
95	Peña, R	LAA	R	.222	11	18	1	2	4	0	0	0	1	0	0	3	0	0	.333	.222	.555	21	0	0	0	0	0
96	Piña, C	LAA	R	.571	5	7	2	4	0	0	0	1	0	0	0	0	0	0	.571	.571	1.143	7	0	0	0	0	1
48	Puello, C	LAA	R	.281	24	57	8	16	20	1	1	8	6	0	18	0	0	0	.359	.351	.710	64	0	0	1	2	1
4	Pujols, L	LAA	R	.326	17	43	5	14	24	1	0	3	6	5	7	0	0	0	.396	.558	.954	48	0	0	0	0	3
4	Rengifo, L	LAA	S	.240	15	25	6	7	8	1	0	0	3	4	0	5	1	0	.323	.280	.603	31	0	0	0	0	0
72	Rivas, L	LAA	R	.167	14	18	4	3	8	0	1	1	7	5	9	0	0	0	.348	.444	.792	23	0	0	0	3	0
90	Rojas, J	LAA	L	.412	17	34	9	14	26	6	0	2	8	4	0	6	0	0	.474	.765	1.238	38	0	0	0	1	1
73	Rubalcaba, A	LAA	R	----	1	0	0	0	0	0	0	0	0	0	0	0	0	----	----	.000	0	0	0	0	0	0	0
8	Salcedo, E	LAA	S	.200	6	5	1	1	0	0	0	0	1	0	0	0	0	0	.333	.200	.533	6	0	0	0	0	0
71	Sandoval, B	LAA	R	.300	12	20	2	4	0	0	0	1	3	0	0	0	0	0	.500	.400	.900	14	0	0	0	0	0
49	Sandoval, B	LAA	L	.200	13	15	1	3	3	0	0	0	1	0	0	6	0	0	.333	.200	.533	18	0	0	0	0	1
87	Scott, R	LAA	R	.000	1	1	0	0	0	0	0	0	0	0	1	0	0	0	.000	.000	.000	1	0	0	0	0	0
2	Simmons, A	LAA	R	.140	14	43	0	6	6	0	0	0	1	1	0	7	0	0	.159	.140	.299	44	0	0	0	0	1
44	Smith, K	LAA	R	.269	18	52	10	16	21	4	0	1	7	0	0	0	0	0	.469	.404	.873	52	0	0	0	0	0
36	Soto, L	LAA	L	.000	2	1	0	0	0	0	0	0	0	0	0	0	0	0	.000	.000	.000	1	0	0	0	0	0
23	Thaiss, M	LAA	L	.372	20	43	10	16	29	6	2	1	9	3	0	8	1	0	.413	.674	1.087	46	0	0	0	0	1
17	Todd, J	LAA	L	.000	3	1	0	0	0	0	0	0	0	0	0	0	0	0	.000	.000	.000	1	0	0	0	0	0
32	Torres, F	LAA	R	.167	8	12	2	3	1	0	0	0	0	0	6	0	0	0	.231	.250	.481	13	0	0	0	0	0
19	Tovar, W	LAA	R	.306	22	49	7	15	25	2	1	2	5	2	0	3	2	1	.333	.510	.844	51	0	0	0	0	2
27	Trout, M	LAA	R	.292	17	48	7	14	30	5	1	3	13	4	0	8	0	0	.346	.625	.971	52	0	0	0	2	1
8	Upton, J	LAA	R	.143	5	7	2	1	4	0	0	1	1	3	0	3	0	0	.500	.571	1.071	12	0	0	2	0	0
78	Urena, J	LAA	S	.222	16	18	7	4	4	0	1	1	4	0	9	0	0	0	.281	.444	.726	27	0	0	0	0	1
25	Walsh, J	LAA	R	.296	15	27	9	8	15	2	0	2	11	5	0	0	0	0	.424	.704	1.128	33	0	0	0	1	0
3	Ward, T	LAA	R	.250	18	27	6	13	23	2	1	0	2	0	16	0	0	0	.291	.442	.733	55	0	0	1	2	6
22	Way, B	LAA	L	.250	9	16	4	4	7	1	0	2	3	0	5	0	0	0	.368	.438	.806	19	0	0	0	0	0
64	Wenson, H	LAA	R	1.000	1	1	1	1	4	0	0	1	2	1	0	0	0	0	1.000	4.000	5.000	2	0	0	0	0	0
94	Zimmerman, J	LAA	R	.154	13	13	2	3	3	0	0	0	1	0	0	0	0	0	.267	.308	.574	15	0	0	0	0	1
		LAA		.267	35	1218	213	325	547	72	18	38	198	136	0	300	13	5	.346	.449	.795	1375	0	6	14	29	47

#	Player	Team	T	W	L	ERA	G	GS	CG	SHO	GF	HLD	SV	2VO	IP	H	R	ER	HR	HB	BB	IBB	SO	AVG	WP	BK	GIDP	TBF	
56	Alexander, J	LAA	R	0	0	2.25	2	0	0	0	0	0	0	0	2	0	0	0	0	0	0	0	0	2	0	0	0	1	17
37	Allen, C	LAA	R	0	0	7.20	9	1	0	0	0	0	1	0	1	10.0	12	8	8	2	0	6	0	12	286	1	0	0	48
38	Anderson, J	LAA	R	1	0	1.93	9	0	0	0	1	3	0	0	0	9.1	5	2	2	0	1	5	0	9	147	3	0	0	48
59	Balt, M	LAA	R	0																									

SPRING TRAINING RECORDS & ATTENDANCE

[VERSUS MAJOR LEAGUE COMPETITION ONLY]

Year	Won	Lost	Ties [^]	Pct.	Home		GAMES IN ANAHEIM ONLY	
					Attendance	Attendance		Attendance
1961	7	10	-	.412	20,850	1966 —	Giants 9, Angels 5	40,432
1962	16	13	-	.552	22,546		Angels 6, Giants 5	22,841
1963	18	10	-	.643	25,808	1968 —	Mets 4, Angels 2	5,057
1964	14	13	-	.519	27,343		Angels 4, Giants 1	8,538
1965	9	14	-	.391	26,880	1969 —	Dodgers 4, Angels 2	10,197
1966	15	13	-	.536	27,307		A's 8, Angels 6	1,741
1967	11	14	-	.440	25,725	1970 —	Dodgers 4, Angels 2	18,600
1968	13	12	-	.520	28,462		Dodgers 10, Angels 4	15,620
1969	13	14	-	.481	23,289	1971 —	Angels 4, Dodgers 3	21,857
1970	10	16	-	.385	22,378	1973 —	Angels 5, Dodgers 4	16,308
1971	9	15	-	.375	28,290		Dodgers 5, Angels 1	19,137
1972	7	13	-	.350	23,956	1974 —	Angels 7, Dodgers 5	24,634
1973	9	13	-	.409	23,656	1975 —	Dodgers 9, Angels 2	25,589
1974	11	10	-	.524	24,388		Dodgers 2, Angels 0	18,265
1975	15	9	-	.625	28,187	1976 —	Angels 3, Dodgers 3 (rain)	22,639
1976	8	3	-	.727	10,456	1977 —	Dodgers 5, Angels 0	19,778
1977	14	13	-	.519	29,485		Dodgers 10, Angels 3	36,732
1978	15	11	-	.577	32,946	1978 —	Angels 10, Dodgers 1	40,591
1979	14	11	-	.560	34,660	1979 —	Angels 7, Dodgers 4	41,674
1980	6	22	-	.214	35,875	1981 —	Dodgers 4, Angels 1	48,331
1981	16	9	-	.640	41,140		Angels 6, Dodgers 5	58,353
1982	12	12	-	.500	45,099	1982 —	Angels 5, Angels 4	61,026
1983	15	9	1	.625	50,421	1983 —	Angels 7, Dodgers 4	57,408
1984	13	12	0	.520	43,463		Dodgers 4, Angels 2	62,877
1985	15	11	0	.577	48,102	1984 —	Dodgers 7, Angels 0	62,921
1986	15	14	0	.517	53,158	1985 —	Dodgers 1, Angels 0	★62,968
1987	15	15	0	.500	57,527		Dodgers 9, Angels 7	37,888
1988	15	14	0	.517	58,847	1986 —	Angels 10, Dodgers 8	61,538
1989	14	15	0	.483	56,034	1987 —	Angels 1, Dodgers 0	42,273
1990	6	10	0	.375	14,324		Angels 2, Dodgers 1	61,272
1991	13	15	0	.464	57,399	1988 —	Angels 6, Dodgers 1	41,511
1992	16	13	0	.552	55,983	1989 —	Dodgers 3, Angels 1	45,795
1993	14	16	0	.467	94,103		Angels 8, Dodgers 7	58,874
1994	10	19	0	.345	90,800	1990 —	Dodgers 5, Angels 4	47,555
1995*	13	12	1	.520	27,687	1991 —	Dodgers 3, Angels 1	59,090
1995#	7	4	1	.636	9,782		Angels 6, Dodgers 4	43,011
1996	21	10	1	.677	68,270	1992 —	Angels 1, Dodgers 0	55,983
1997	9	21	0	.300	50,544	1993 —	Angels 5, Dodgers 3	46,768
1998	16	15	1	.516	59,810		Padres 6, Angels 4	15,534
1999	13	15	0	.464	62,610	1994 —	Angels 5, Dodgers 2	47,735
2000	14	16	0	.467	59,291		Angels 5, Dodgers 4	21,221
2001	15	19	0	.441	84,882	1995 —	Angels 4, Dodgers 1*	22,452
2002	17	15	1	.531	82,658		Angels 7, Padres 7#	1,770
2003	9	20	3	.323	96,114		Angels 12, Padres 4#	1,294
2004	19	13	1	.591	106,351	1996 —	Dodgers 6, Angels 2	42,038
2005	21	11	1	.651	106,690	1997 —	Angels 5, Dodgers 1	31,897
2006	18	11	2	.597	94,739		Angels 2, Dodgers 0	18,647
2007	19	14	0	.576	100,304	1998 —	Dodgers 8, Angels 1	39,541
2008	18	9	3	.667	118,191	1999 —	Dodgers 8, Angels 1	28,405
2009	24	7	1	.774	101,530	2000 —	Angels 6, Padres 4	16,281
2010	10	14	4	.417	106,553	2001 —	Angels 6, D-Backs 5	14,872
2011	18	13	1	.562	88,893	2002 —	Angels 4, Rockies 2	12,765
2012	19	12	2	.613	★130,126		Angels 8, Rockies 3	12,201
2013	10	20	4	.333	122,587	2003 —	Dodgers 5, Angels 3	30,501
2014	19	11	2	.633	108,956		Dodgers 6, Angels 5	37,082
2015	15	14	2	.517	111,672	2004 —	Angels 10, Dodgers 4	43,281
2016	19	8	6	.517	112,826		Angels 13, Dodgers 5	39,368
2017	19	13	-	.594	114,780	2005 —	Angels 8, Dodgers 3	43,619
2018	13	20	-	.393	105,781	2006 —	Angels 0, Dodgers 0	43,481
2019	15	16	4	.500	111,857		Angels 4, Dodgers 2	43,267
						2007 —	Angels 4, Dodgers 2	43,777
						2008 —	Angels 2, Dodgers 2	38,863
							Angels 11, Padres 3	40,468
						2009 —	Angels 5, Padres 4	30,609
						2010 —	Angels 4, Dodgers 3	40,368
						2011 —	Angels 9, Padres 2	28,017
							Angels 5, Dodgers 1	27,779
						2012 —	Angels 12, Dodgers 3	33,111
						2013 —	Angels 2, Dodgers 1	★★44,717
						2014 —	Angels 6, Dodgers 2	43,553
						2015 —	Angels 3, Dodgers 2	34,932
							Angels 6, Dodgers 0	39,143
						2016 —	Angels 8, Dodgers 1	42,643
							Angels 6, Cubs 4	32,056
						2017 —	Angels 3, Dodgers 2	31,465
							Dodgers 3, Angels 1	35,141
						2018 —	Dodgers 4, Angels 2	36,149
						2019 —	Angels 8, Dodgers 4	38,031
							Dodgers 8, Angels 7	32,029

* 1995 Spring Training I

1995 Spring Training II

★ Tempe Diablo Spring Attendance Record - 10 sellouts

^ Club did not begin keeping records of ties until 1983

Single-Game Attendance Record, Tempe Diablo Stadium

9,765 Mar. 24, 2002, Angels 13, Giants 3

* 1995 Spring Training I

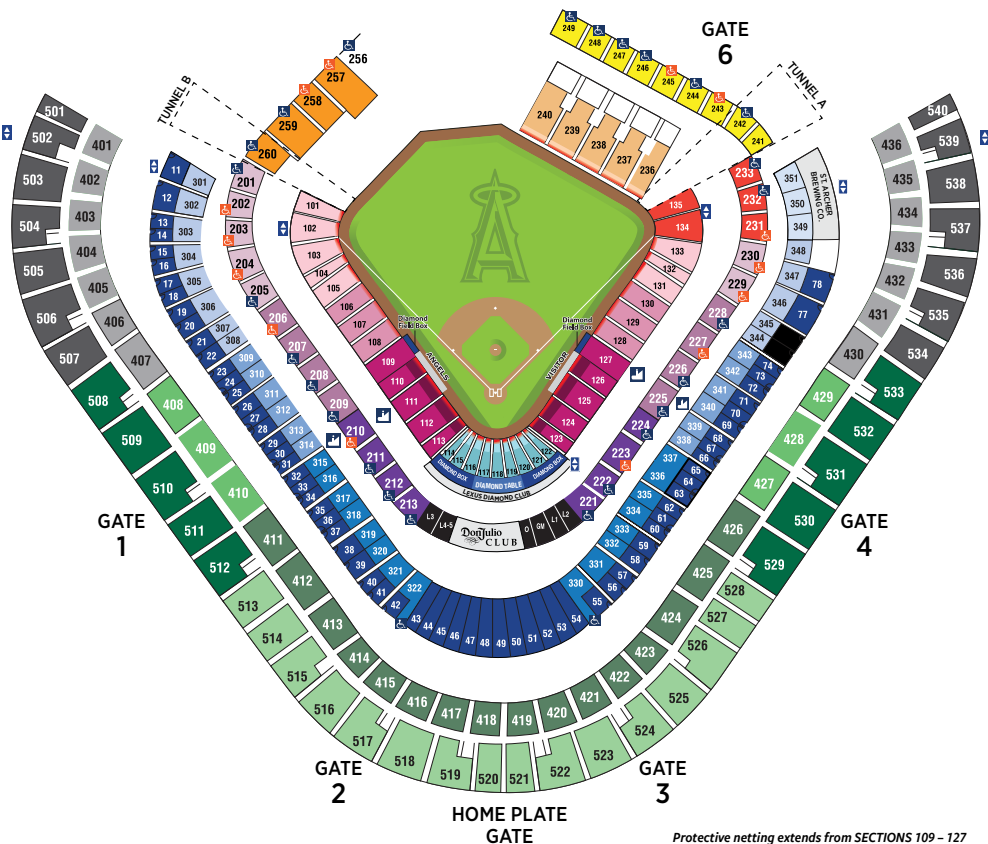
1995 Spring Training II

★ Anaheim Stadium Freeway Series Attendance Record

★★ Angel Stadium Freeway Series Attendance Record

2020 SEASON INFORMATION

WELCOME TO



Protective netting extends from SECTIONS 109 - 127

PREMIUM SEATING

- Lexus Diamond MVP (Front Row)
- Lexus Diamond Club Hall of Fame (D-H)
- Lexus Diamond Club (J-W)
- Diamond Field Box
- Diamond Club Boxes
- Diamond Club Tables

CLUB LEVEL

- Club MVP
- Club All-Star
- Club Loge (no in-seat service)

FIELD LEVEL

- Dugout MVP (Front Row)
- Field Hall of Fame (D-H)
- Field MVP
- Field All-Star
- Field All-Star Front Row
- Field Box Front Row
- Field Box
- Field Reserved

TERRACE LEVEL

- Terrace MVP
- Terrace All-Star
- Terrace Box

OUTFIELD

- Right Field Front Row
- Right Field Hall of Fame (B-F)
- Right Field MVP
- Right Field Pavilion
- Left Field Pavilion

VIEW LEVEL

- Lower View MVP
- Lower View All-Star
- View MVP
- View All-Star
- Lower View Box
- Upper View

WHEELCHAIR ACCESSIBLE SEATING AVAILABLE

- Lexus Diamond Club
- Terrace MVP
- Club MVP
- Terrace All-Star
- Terrace Box
- Club Loge
- Right Field Pavilion
- Left Field Pavilion



2020 GIVEAWAYS & EVENTS

APRIL	3	Wall Calendar Courtesy of Automobile Club of Southern California HOME OPENER
	4	Trout 3x MVP Bobblehead Courtesy of Pechanga Resort and Casino SATURDAY NIGHT FIREWORKS
	5	Tote Bag Courtesy of Nitto Tire
	24	Ohtani Cycle Bobblehead Courtesy of Japan Aviation Electronics Industry, Ltd
	25	Roll-Up Blanket Courtesy of Nationwide Pet Insurance SATURDAY NIGHT FIREWORKS

MAY	1	Ohtani-Wan Kenobi Bobblehead STAR WARS NIGHT
	2	MLB Network Tote Bag Courtesy of MLB Network SATURDAY NIGHT FIREWORKS
	3	FAMILY SUNDAY & KIDS RUN THE BASES Presented by Yakult Probiotic Drink
	13	Cooler Bag Courtesy of Yakult Probiotic Drink
	15	Cowbell Courtesy of Stremicks Heritage Foods COUNTRY WEEKEND
	16	Post-Game Concert ft. Chase Rice Presented by youthery collagen COUNTRY WEEKEND - SATURDAY NIGHT FIREWORKS
	17	FAMILY SUNDAY & KIDS RUN THE BASES Presented by Yakult Probiotic Drink
	25	MEMORIAL DAY FIREWORKS Presented by State Farm
	30	SATURDAY NIGHT FIREWORKS
	31	Angels Rally Monkey Courtesy of Each Mind Matters & the OC Health Care Agency POST-GAME MOVIE Presented by Each Mind Matters & the OC Health Care Agency FAMILY SUNDAY & KIDS RUN THE BASES Presented by Yakult Probiotic Drink

angels.com/promotions

JUNE	12	Ohtani Snow Globe Courtesy of NEC CHRISTMAS IN JUNE
	13	CHRISTMAS IN JUNE - SATURDAY NIGHT FIREWORKS
	14	FAMILY SUNDAY & KIDS RUN THE BASES Presented by Yakult Probiotic Drink
	19	Hawaiian Shirt Courtesy of Interactive Mortgage HAWAIIAN WEEKEND
	20	HAWAIIAN WEEKEND - SATURDAY NIGHT FIREWORKS
	21	Playing Cards* FATHER'S DAY - FAMILY SUNDAY & KIDS RUN THE BASES Presented by Yakult Probiotic Drink

JULY	11	SATURDAY NIGHT FIREWORKS
	31	Ohtani Vintage Shirt Courtesy of Nikon '70s THROWBACK WEEKEND

AUGUST	1	'70s THROWBACK WEEKEND SATURDAY NIGHT FIREWORKS
	2	FAMILY SUNDAY & KIDS RUN THE BASES Presented by Yakult Probiotic Drink
	3	Trading Card Pack Courtesy of Topps
	14	Rope Hat Courtesy of youthery turmeric
	15	SATURDAY NIGHT FIREWORKS
	16	FAMILY SUNDAY & KIDS RUN THE BASES Presented by Yakult Probiotic Drink
	19	Ohtani Pillow Courtesy of GungHo Online Entertainment
	21	Fanny Pack
	22	SATURDAY NIGHT FIREWORKS

SEPTEMBER	4	Hockey Helmet Beanie Courtesy of Fox Sports West DUCKS NIGHT
	5	SATURDAY NIGHT FIREWORKS
	25	Growler
	26	FAN APPRECIATION NIGHT SATURDAY NIGHT FIREWORKS

All giveaways are first 30,000 fans in attendance, unless otherwise stated.

*First 20,000 adults

Visit angels.com/promotions for distribution policy.

All promotions are tentative and subject to change without prior notice.



2020

HOME

AWAY

MARCH / APRIL

S	M	T	W	TH	F	SA
22 LAD 5:07PM	23 LAD 7:10PM	24 LAD 7:10PM	25	26 HOU 4:10PM	27 HOU 5:10PM	28 HOU 4:10PM
EXHIBITION GAMES						
29 HOU 11:10AM	30	31	1 TEX 1:05PM	2 TEX 5:05PM	3 TEX 5:05PM	4 HOU 7:05PM
5 HOU 1:07PM	6 OAK 7:07PM	7 OAK 7:07PM	8 OAK 7:07PM	9	10 DET 4:10PM	11 DET 10:10AM
12 DET 10:10AM	13	14 MIA 3:40PM	15 MIA 3:40PM	16	17 HOU 5:10PM	18 HOU 4:10PM
19 HOU 11:10AM	20 BAL 7:07PM	21 BAL 7:07PM	22 BAL 7:07PM	23 CWS 7:07PM	24 CWS 7:07PM	25 CWS 6:07PM
CWS 1:07PM	26	27 SEA 7:10PM	28 SEA 7:10PM	29	30	

MAY

S	M	T	W	TH	F	SA
					1 MIN 7:07PM	2 MIN 6:07PM
3 MIN 1:07PM	4	5 BOS 4:10PM	6 BOS 4:10PM	7 BOS 4:10PM	8 BAL 4:05PM	9 BAL 1:05PM
10 BAL 10:05AM	11 WSH 7:07PM	12 WSH 7:07PM	13 WSH 7:07PM	14	15 OAK 7:07PM	16 OAK 6:07PM
17 OAK 1:07PM	18 KC 5:05PM	19 KC 5:05PM	20 KC 5:05PM	21 KC 10:35AM	22 OAK 7:07PM	23 OAK 7:07PM
24 OAK 1:07PM	25 CLE 5:07PM	26 CLE 7:07PM	27 CLE 1:07PM	28	29 NYY 7:07PM	30 NYY 7:07PM
NYY 1:07PM	31					

JUNE

S	M	T	W	TH	F	SA
	1 TEX 5:05PM	2 TEX 5:05PM	3 TEX 11:05AM	4 MIN 5:10PM	5 MIN 5:10PM	6 MIN 4:15PM
7 MIN 11:10AM	8	9 MIA 7:07PM	10 MIA 7:07PM	11	12 SEA 7:07PM	13 SEA 7:07PM
14 SEA 1:07PM	15 OAK 7:07PM	16 OAK 7:07PM	17 OAK 11:37PM	18 TEX 7:07PM	19 TEX 7:07PM	20 TEX 7:07PM
21 TEX 1:07PM	22 BOS 7:07PM	23 BOS 7:07PM	24 BOS 1:07PM	25	26 TOR 4:07PM	27 TOR 12:07PM
28 TOR 10:07AM	29 TB 4:10PM	30 TB 4:10PM				

JULY

S	M	T	W	TH	F	SA
			1 TB 4:10PM	2 TB 9:10AM	3 ATL 4:20PM	4 ATL 4:15PM
5 ATL 10:20AM	6 DET 7:07PM	7 DET 7:07PM	8 DET 7:07PM	9 DET 6:07PM	10 LAD 7:07PM	11 LAD 4:15PM
12	13	14	15	16	17 PHI 4:05PM	18 PHI 4:05PM
ALL-STAR WEEK 2020						
19 PHI 10:05AM	20 NYY 4:05PM	21 NYY 4:05PM	22 NYY 4:05PM	23 NYY 10:05AM	24 TEX 5:05PM	25 TEX 4:05PM
26 TEX 11:35AM	27 TOR 7:07PM	28 TOR 7:07PM	29 SEA 5:07PM	30 SEA 7:07PM	31 SEA 7:07PM	

AUGUST

S	M	T	W	TH	F	SA
						1 SEA 6:07PM
2 SEA 1:07PM	3 TEX 7:07PM	4 TEX 1:07PM	5	6 SEA 7:10PM	7 SEA 7:10PM	8 SEA 6:10PM
9 SEA 1:10PM	10 CWS 5:10PM	11 CWS 5:10PM	12 CWS 5:10PM	13 HOU 7:07PM	14 HOU 7:07PM	15 HOU 6:07PM
16 HOU 1:07PM	17	18 NYM 7:07PM	19 NYM 7:07PM	20 NYM 7:07PM	21 TB 7:07PM	22 TB 6:07PM
23 TB 1:07PM	24 SEA 1:10PM	25 TEX 7:07PM	26 LAD 7:10PM	27 LAD 7:10PM	28 SEA 7:10PM	29 SEA 6:10PM
SEA 1:10PM	30	31				

SEPTEMBER

S	M	T	W	TH	F	SA
		1 TEX 7:07PM	2 TEX 7:07PM	3 TEX 7:07PM	4 KC 7:07PM	5 KC 6:07PM
6 KC 1:07PM	7 HOU 5:07PM	8 HOU 7:07PM	9 HOU 7:07PM	10	11 CLE 4:10PM	12 CLE 3:10PM
13 CLE 10:10AM	14 HOU 5:10PM	15 HOU 5:10PM	16	17 OAK 7:07PM	18 OAK 7:07PM	19 OAK 6:07PM
20 OAK 1:07PM	21	22 SEA 7:07PM	23 SEA 7:07PM	24 SEA 7:07PM	25 OAK 7:07PM	26 OAK 6:07PM
27 OAK 12:07PM	28	29	30			

Times are Pacific Standard Time.

All games subject to change without notice.





**EVERY
ANGELS
GAME
LIVE ON**

**ANGELS RADIO
AM 830**

FOLLOW US:



[facebook.com/
angelsradioam830](https://facebook.com/angelsradioam830)



[@angelsradio830](https://instagram.com/@angelsradio830)



[@angelsradioklaa](https://twitter.com/@angelsradioklaa)

LISTEN AND WATCH

ANGELS RADIO
A M 830



WEST



HOME OF
ANGELS BASEBALL