



MIAMI MARLINS MEDIA GUIDE *2020*

CONTENTS

FRONT OFFICE

WE ARE MIAMI	2
MIAMI MARLINS FOUNDATION	3-6
MARLINS PARK	6-10
FRONT OFFICE DIRECTORY	12-15
EXECUTIVE STAFF	16-20
BUSINESS EXECUTIVES	21-22
BASEBALL EXECUTIVES	23-25

FIELD AND CLUBHOUSE STAFF

DON MATTINGLY	28-29
FIELD STAFF	30-34
ALL-TIME COACHING ROSTER	35
MEDICAL/CLUBHOUSE/SUPPORT STAFF	36-40

PLAYERS

2020 SPRING TRAINING ROSTER	42-44
HOW THE 2020 MARLINS WERE BUILT	45
PLAYER BIOGRAPHIES	46-131

CLUB HISTORY

MARLINS PLAYER RECORDS.....134-145	
BATTING CAREER/SEASON/GAME	134-135
PITCHING CAREER/SEASON/GAME	136-137
CAREER BATTING BY POSITION	138
CAREER FIELDING BY POSITION	138
SINGLE-SEASON BATTING BY POSITION	139
SINGLE-SEASON FIELDING BY POSITION	139
CAREER BATTING AT HOME	140
SINGLE-SEASON BATTING AT HOME	140
CAREER BATTING ON ROAD	140
SINGLE-SEASON BATTING ON ROAD	140
CAREER PITCHING AT HOME	141
SINGLE-SEASON PITCHING AT HOME	141
CAREER PITCHING ON ROAD	141
SINGLE-SEASON PITCHING ON ROAD	141
SINGLE-SEASON BATTING BY MONTH/HALF	142-143
SINGLE-SEASON PITCHING BY MONTH/HALF	144-145
MARLINS TEAM RECORDS.....146-153	
SINGLE-SEASON BATTING	146
SINGLE-GAME BATTING	146
SINGLE-SEASON PITCHING	147
SINGLE-GAME PITCHING	147

MARLINS TEAM RECORDS CONTINUED...

SINGLE-SEASON BATTING BY HOME/ROAD	148
SINGLE-SEASON BATTING BY HALF	148
SINGLE-SEASON PITCHING BY HOME/ROAD	149
SINGLE-SEASON PITCHING BY HALF	149
SINGLE-SEASON BATTING BY MONTH	150-151
SINGLE-SEASON PITCHING BY MONTH	152-153
MARLINS MISCELLANEOUS RECORD BOOK ... 154-164	
PLAYER MISCELLANEOUS HOME RUN RECORDS	154-155
TEAM MISCELLANEOUS HOME RUN RECORDS	155
INNING RECORDS 156-157	
PLAYER BATTING/PITCHING/FIELDING	156
EXTRA-INNINGS ONLY	156
TEAM BATTING/PITCHING/FIELDING	157
EXTRA-INNINGS ONLY	157
STREAKS 158-162	
BATTING, HITTING STREAKS	158
BATTING, REACHED BASE STREAKS	158
BATTING, HOME RUN STREAKS	158
BATTING, MISCELLANEOUS GAME STREAKS	159
BATTING, PLATE APP/AT-BAT STREAKS	159
PITCHING, WIN STREAKS	160
PITCHING, LOSS STREAKS	160
PITCHING, SCORELESS INNING STREAKS	161
PITCHING, MISCELLANEOUS STREAKS	161
FIELDING, ERRORLESS STREAKS BY POSITION	162
MISCELLANEOUS TEAM STREAKS	162
COMPLETE GAME HISTORY	163
MARLINS NO-HITTERS	163
TEAM FIELDING, SINGLE-GAME RECORDS	164
LENGTH OF GAME RECORDS	164
BEST/WORST TEAM RECORDS BY GAME #	164-165
ALL-TIME NUMERICAL ROSTER	166-170
ALL-TIME ALPHABETICAL ROSTER	170-173
ALL-TIME PLAYER AWARDS	174
ALL-TIME SOUTH FLORIDA BBWAA AWARDS	175
ALL-TIME MARLINS TRADES BY TEAM	175
RULE 5 DRAFT HISTORY	176-177
THE BIRTH OF THE FRANCHISE	178
INAUGURAL SEASON INFO	180-181
OPENING DAY HISTORY	181-182
ATTENDANCE RECORDS	183
SUN LIFE STADIUM HISTORY	184

POSTSEASON HISTORY

MARLINS POSTSEASON RECORDS	186
1997 POSTSEASON NOTES	187
1997 POSTSEASON LINE SCORES	188
2003 POSTSEASON NOTES	189-190
2003 POSTSEASON LINE SCORES	191-192

PLAYER DEVELOPMENT

BASEBALL OPERATIONS DIRECTORY	194
PRO SCOUTS	194
AMATEUR SCOUTS	195
EDUCATION DEPARTMENT	196-197
BASEBALL ANALYTICS	198
MINOR LEAGUE FIELD COORDINATORS	200-201
WICHITA WIND SURGE	202-203
JACKSONVILLE JUMBO SHRIMP	204-205
JUPITER HAMMERHEADS	206-207
CLINTON LUMBERKINGS	208-209
BATAVIA MUCKDOGS	210-211
GULF COAST LEAGUE MARLINS	212-213
DOMINICAN SUMMER LEAGUE MARLINS	214
YEAR-BY-YEAR AFFILIATE RECORDS	215-217
YEAR-BY-YEAR DRAFT RECAPS	218-221
2019 DRAFT AND MINOR LEAGUE REAP	221
MINOR LEAGUE PLAYER ROSTER	222-224

OPPONENTS

D-BACKS, BRAVES, CUBS, REDS	226
ROCKIES, DODGERS, BREWERS, METS	227
PHILLIES, PIRATES, CARDINALS, PADRES	228
GIANTS, NATIONALS, ASTROS, ANGELS	229
ATHLETICS, MARINERS, RAYS, RANGERS	230

GENERAL INFORMATION

MEDIA INFORMATION	232
INFORMACIÓN A LOS MEDIOS	233
FOX SPORTS FLORIDA	235
940 WINZ ENGLISH RADIO	237
710 AM RADIO MAMBI	239
BROADCAST TEAM HISTORY & 2020 AFFILIATES	240
MARLINS COMMUNICATIONS STAFF	242
NATIONAL BASEBALL H.O.F. INFO	243
SPRING TRAINING INFO & RECORDS	244-246



The 2020 Miami Marlins Media Guide was produced by Joe Vieira, Daniel Kurish, Jon Erik Alvarez, Luis Dorante, Maria Armella, Nicholas Alatraste, Anthony Mozzott, Lara Pluska, and Ilexis Castrillon of the Miami Marlins Communications Department, with assistance from Kyle Sielaff, Rocky Egusquiza, Sarah Garcia, Angela Smith, and Daniel LaRose, under the supervision of Jason Latimer. Special thanks to Manny Colón, Hector Crespo, Emily Glass, Josh Kapiloff, Alexandria Rigoli, Jake Jola, Taylor Bolles, and Josh Zaleznik.

COVER DESIGN: Marlins Creative Services - Taylor Bolles and Josh Zaleznik. Photos by Joseph Guzy.

Special thanks to Major League Baseball Information System, The Elias Sports Bureau & John Labombarda, Stats LLC, Society for American Baseball Research, and Baseball Reference.com.

Copyright 2020 Miami Marlins Teamco LLC. All information is current as of March 1, 2020.

We are committed to being authentic Miami, the city that celebrates family, fun and passion. Miami not only has a rich diversity and upbeat energy, but also a deep-rooted love for the game of baseball. Pair the ambiance of the city with the refreshed approach of the Miami Marlins organization and you get an exciting combination of past, present and future.

The Miami Marlins enter the third year under current ownership, with an ambitious vision that has thus far led an enhanced fan experience at Marlins Park, which is beginning to take its place as a world-class entertainment venue. The offseason prior to the 2019 season saw the organization and Marlins Park transform, and begin to take its place as a top destination in South Florida.

In the first year under the new ownership, the club launched the *Dímelo* campaign to listen to fans and build trust with the community. Then the Marlins invested in the cost of the fan experience in year two, and look to deepen the impact in 2020.

The evolution of the Miami Marlins began with the club's new logo and colors, announced in November 2018. Marlins Park transformed that same offseason with the reset of the premium space, addition of social spaces, and a reimagined food and beverage experience. The Marlins also reset ticket prices, making Marlins baseball an affordable entertainment option with tickets starting at just \$10!

Heading into 2020, the organization announced a ticket price hold along with a price reset of parking rates at Marlins Park and a new line of value-priced merchandise. A new social space was also added to the venue in the Biscayne Bay Brew Hall, offering fans a new location for fans to gather pregame or postgame.

COMMITMENT TO INVEST IN THE FAN EXPERIENCE

Under the guidance of principal owner Bruce Sherman and CEO Derek Jeter, the Miami Marlins have made it a priority to invest in the cost of the fan experience, with the goal of being one of the most affordable entertainment options in South Florida.

The Miami Marlins are committed to investing in the fan experience and providing a first-class entertainment experience at Marlins Park. The organization has continuously reaffirmed this commitment since new ownership took control of the Club in 2017.

Prior to the 2018 season, the organization launched the *Dímelo* listening campaign and results from fan feedback were immediately enacted on desired enhancements to their ballpark experience. The offseason prior to the 2019 season, the Marlins re-imagined the premium standard with the transformation of The Club: DEX Imaging, added of two social-space concepts, AutoNation Alley and The Social: Estrella Jalisco, that offer unique viewing experiences and promote social engagement, and re-imagined the food and beverage experience at Marlins Park.

Making Marlins baseball one of the most affordable entertainment experiences in the South Florida market remains a priority. The commitment began with enhancements, extended to the food and beverage experience with the creation of the \$3o\$5 Menu, was highlighted by the ticket price reset heading into the 2019 campaign, and continued with reduced price of parking and a new line of value merchandise in partnership with Fanatics for the 2020 season.



INVESTMENT IN FAN EXPERIENCE

With a focus on elevating the fan experience and an investment in the cost of the fan experience, the Miami Marlins turned Marlins Park into a go-to destination for a first-class experience for fans, friends, families and coworkers. The re-imagining of Marlins Park began in the offseason heading into the 2019 season began with the transformation of The Club presented by DEX Imaging, and was followed by the creation of two social space concepts, AutoNation Alley and the The Social presented by Estrella Jalisco. The Marlins then developed a re-imagined food and beverage experience for guests at Marlins Park. In addition to new food partners, all of whom have great Miami stories, on the re-concepted Promenade Level, the Marlins launched a new \$3o\$5 Menu, which is a food and beverage value menu that offers ballpark favorites at an introductory price of \$3 or \$5, such a \$3 hot dog and \$5 beer. The final ingredient was the addition of El Mercadito, a grab-and-go market offering fans fresh and healthy food options for all Marlins home games. The newest enhancement to Marlins Park came this offseason with the addition of the Biscayne Brew Hall, a new 3000-square-foot space located in the atrium area near sections 15-16 on the Promenade Level.

@MARLINS

The official social media accounts of the Miami Marlins, bringing fans closer to the team with behind-the-scenes content, player exclusives, highlights and so much more. Follow along on Facebook, Twitter, Instagram.



MIAMI MARLINS FOUNDATION

As the official charity of the Miami Marlins, the Miami Marlins Foundation envisions a city where all youth prosper through wellness and empowerment.

The Miami Marlins reintroduced the **Miami Marlins Foundation** in 2019, celebrating the return with the launch of a new community initiative, **Impact Week**. The new initiative consisted of seven days of community impact aimed at making a difference in South Florida's youth by creating opportunities to foster an active lifestyle, achieve academic success, and build leadership skills.

IMPACT WEEK 2019



The Miami Marlins Foundation has three key areas of focus in **WELLNESS**, **EMPOWERMENT**, and **YOUTH BASEBALL AND SOFTBALL**.

With the support of partners, stakeholders, and fans, the Miami Marlins Foundation makes an impact creating opportunities for youth to stay active, achieve academic success, and build leadership skills. The Foundation's wellness programs address barriers that students face to academic success and focus on food insecurity, healthy eating habits, and promote fitness. In the area of empowerment, the Foundation is focused on college scholarships, leadership development and providing educational resources to students and teachers, while the youth baseball and softball programs promote well-being, proper nutrition, and support social and emotional learning that builds champions on and off the field. The Miami Marlins Foundation utilizes the power of baseball and the support of the Miami Marlins to run and fund proven programs that enable the South Florida community to thrive.

WELLNESS

The Miami Marlins Foundation wellness programs have provided nearly 90,000 pounds of foods, the equivalent of 74,000 meals to nearly 2,500 households.



2019 NL All-Star pitcher Sandy Alcantara distributes items at Charles R. Drew Elementary



Miguel Rojas poses with a local family during the Home Plate Meals Thanksgiving Distribution presented by Tito's Handmade Vodka

MIAMI MARLINS HOME PLATE MEALS FOOD PANTRY PROGRAM was created to combat the challenges of food insecurity within our schools. This year, the Miami Marlins Foundation created two food pantries in two neighborhood schools in partnership with Feeding South Florida. A school pantry provides a variety of readily accessible food to low-income students and their families, in a safe environment with which they are already familiar, and has a focus on providing not only non-perishables, but also fresh fruits and vegetables through a monthly farmers market style distribution. The generous support of our players and fans have enabled us to support this program.

MIAMI MARLINS FOUNDATION

HOME PLATE MEALS MONTHLY FARMER'S MARKET DISTRIBUTIONS: In partnership with Feeding South Florida, the Miami Marlins Foundation hosts monthly farmers market style food distribution of fruits and vegetables in one of the neighborhoods surrounding Marlins Park. Our sponsors include AT&T Believes, University of Miami Health System and Hair Club.

HOME PLATE MEALS THANKSGIVING DISTRIBUTION PRESENTED BY TITO'S HANDMADE VODKA is an annual Thanksgiving Distribution at Marlins Park. Marlins CEO Derek Jeter is joined by Marlins players, Marlins front office, community leaders, and Love, Tito's volunteer organization, to donate one thousand Thanksgiving meals to pre-selected low-income families in our local neighborhood. Each family receives a Thanksgiving bag which includes a 10-pound turkey and fixings that include stuffing, cranberry sauce, rice, pasta, canned tomatoes, fresh sweet potatoes, fresh corn, fresh zucchini and fresh squash.

EMPOWERMENT

The Miami Marlins Foundation's empowerment programs are providing access and opportunity to more than 11,000 students.

MIAMI MARLINS SCHOLARS are need-based academic scholarships that are awarded annually in two key categories:

Legacy Scholars: Awarded to students who have a commitment to making a significant impact in their community and live by Jackie Robinson's nine values through the RBI Scholarship and the Jackie Robinson Foundation Scholarship.

First Generation Scholars: Awarded to students who are first in their family to attend college.

The Miami Marlins Foundation **SLUGGER SCHOOLHOUSE PROGRAM** brings together year-round resources from the Miami Marlins, MLB, and our partners to schools in our Marlins Park neighborhood. We coordinate monthly connections with the students throughout the school year including educational, empowerment, and exercise programs, as well as food distributions. Participating schools include Lenora B. Smith Elementary, Poinciana Park Elementary, Kensington Park Elementary, and Alpha Charter of Excellence. Our sponsors include University of Miami Health System and PNC Bank.



The Foundation's **BACK TO SCHOOL DISTRIBUTION** in partnership with the Kiwanis Club of Little Havana, provides over 9,000 students with school supplies in select Miami-Dade and Broward County elementary schools. This upcoming school year AutoNation is sponsoring the school supplies for the schools in Broward County.

YOUTH BASEBALL AND SOFTBALL

The Foundation provides sports-based youth development programs that utilize baseball and softball as the vehicle to provide kids with life-changing social and emotional learning experiences. The programs impact over 100,000 youth in South Florida, reinforcing what it means to be a team, providing character development and creating leadership opportunities for youth of all abilities.

MIAMI MARLINS JR. RBI & RBI PRESENTED BY UNIVERSITY OF MIAMI SPORTS MEDICINE INSTITUTE

Miami Marlins JR. RBI is a free youth outreach program designed for children 5-12 years old. The goal is to increase participation and interest in baseball and softball while including fun elements such as JR. RBI Day and clinics hosted by Marlins Players.

The Miami Marlins RBI program offers organized baseball and softball, which is designed to promote interest in baseball and softball, academic achievement, and social responsibility for underserved youth 13-18 years old.



FUN AT BAT PRESENTED BY FLORIDA BLUE

In partnership with USA Baseball and MLB, the Foundation provided over 90,000 kids in Miami-Dade County public schools with character development lessons, while introducing them to baseball. Fun At Bat is an introductory level bat-and-ball program for kids with an emphasis on character development, functional movement, literacy, active play and fun. The overarching goal of this program is to promote fun and active lifestyles for children, while teaching them the fundamental skills of bat and ball sports. The program also includes a literacy component and teaches character traits such as leadership, honesty and teamwork.

MIAMI MARLINS/ FOX SPORTS FLORIDA YOUTH PLAYER OF THE GAME

The Miami Marlins Foundation and FOX Sports Florida are celebrating youth baseball and softball players across South Florida. During each home game broadcast, one player is recognized as the youth player of the game.

THE BASEBALL FANTASY CAMP FOR KIDS AT MARLINS PLAYER DEVELOPMENT COMPLEX

In partnership with the Baseball Fantasy Camp for Kids, youth and young adults with special needs are provided an opportunity to improve their baseball skills by gaining confidence on the field.

YOUTH CLINICS

Through youth clinics, youngsters are provided the opportunity to join Marlins players and/or prospects for a day of fun while learning basic baseball skills. This year, our Nike Youth Clinic provided 200 kids an opportunity to learn the fundamentals at the Miami Marlins Player Development Complex in Jupiter with Marlins Major League players and top prospects.

MIAMI MARLINS COMMUNITY IMPACT

At the Miami Marlins, we are committed to serving our community together with our players, leadership, employees, fans, and the community, we make a Marlins Impact! Our community programs include:

MIAMI MARLINS TEE BALL INITIATIVE PRESENTED BY ULTIMATE SOFTWARE

Our Tee Ball Initiative presented by Ultimate Software features more than 200 teams across 25 South Florida Leagues. Each team receives Marlins jerseys and Marlins branded equipment, and each player receives a complimentary Billy's Bunch Kids Club Membership and a voucher to a youth league day game.

MARLINS SUMMER SLUGGER

Each summer, students lose critical math and literacy skills. This program provides a unique baseball- themed and game-based learning experience through an 18-week program, targeted at 4th to 5th graders, which engages students by preparing them to enter the next school year on track.

HOLIDAY CELEBRATION

This initiative celebrates the joy of the holidays. Families enjoy treats, music, movies, games and arts & crafts. Our employees selected kids wishes and purchased gifts providing under-served youth with an unforgettable holiday experience.

FANFEST COMMUNITY ACTIVATION

As part of FanFest, our 40-man roster made an impact on children across South Florida. Stops included a Fun at Bat event at Kensington Park Elementary, honoring Black History Month at Lenora B. Smith Elementary, sharing smiles at Holtz Children's Hospital, and ending the day at The Boys and Girls Club with baseball trivia!

MIAMI LIGHTHOUSE FOR THE BLIND AND VISUALLY IMPAIRED TOUCH TOUR

The annual Touch Tour is a complex sensory experience for visually impaired students, helping them to experience the game in a special way. Participants engage with baseball in a unique way, touching the clay and grass on the field, touring the Marlins batting cages, sitting in the dugout and trying on the catcher's equipment. Our Touch Tour is a favorite for players too!

PLAY BALL

MLB's Play Ball initiative is designed to encourage participation in baseball and softball activities in a fun environment.

FIELD RENOVATIONS

The Miami Marlins Foundation refurbish or build baseball and softball fields to provide safe places for youth to play in their neighborhoods. Heading into the 2019 season, Marlins CEO Derek Jeter gathered at Tropical Park along with Mayor Miami-Dade County Carlos A. Gimenez and Miami-Dade County Commissioner Javier Souto to announce a \$170,000 donation from the Miami Marlins to Miami-Dade County Parks. The funds will cover the renovations of four baseball fields at Tropical Park, which hosts 1.5 Million visitors annually. The renovation project includes reconditioning the in-field clay, drainage improvements, and re-grading the outfield turf. Since 2013, the Miami Marlins Foundation, along with its partners, has invested nearly \$2 Million in field renovations.

EQUIPMENT DONATIONS

The Miami Marlins Foundation distributes baseball and softball equipment to youth and teams in need, ensuring every child can participate in recreational play. Beneficiaries include Miami Marlins RBI teams, Miami Marlins Jr. RBI leagues, as well as other local underserved youth baseball and softball program.



South Florida youth took the field at Marlins Park for the Miami Marlins Tee Ball Invitational presented by Ultimate Software



Marlins President of Baseball Operations Michael Hill and Miami Marlins Foundation Executive Director Raquel "Rocky" Egusquiza place the mound in one of the fields at Tropical Park

MIAMI MARLINS FOUNDATION

COMMUNITY TICKET OFFERS

CHARITY DERBY PRESENTED BY J.P. MORGAN: launched in 2018, this program allows non-profit organizations in Miami-Dade, Broward, Monroe and Palm Beach counties to enjoy complimentary game tickets and enter to take part in an interactive sweepstakes where they can enter for a chance to win a \$5,000 donation from the Miami Marlins Foundation and J.P. Morgan for your charity. Learn more at Marlins.com/CharityDerby.

GOOD STUDENT & iATTEND PROGRAM: This program recognizes extraordinary students in Miami-Dade and Broward County Public Schools who have achieved outstanding attendance benchmarks throughout the academic year. Qualifying students will receive two complimentary ticket vouchers to use at select Marlins games. Learn more at Marlins.com/GoodStudent.

@MARLINSIMPACT

Be sure to follow @MarlinsImpact on Twitter and Instagram to see the IMPACT being made by the Miami Marlins Foundation.



MARLINS PARK

Marlins Park, a state-of-the-art retractable roof ballpark located in the heart of Miami and is the home of the Miami Marlins. The ballpark, which is fewer than two miles from downtown Miami, is a go-to destination for a first-class entertainment experience and features unobstructed views of Miami's skyline made possible by six operable glass panels and has a capacity of 37,446. The ballpark features an open 360-degree Promenade Level, giving fans a live view of the playing field no matter where they are.

The ballpark replaced the legacy of the memorable Orange Bowl in Little Havana, continuing a legendary 77-year history of football, baseball, soccer, public events and major concerts attended by tens of millions of fans. Situated on the same footprint, the home of the Marlins is constructed on approximately 17 acres of the historic 42-acre site.

Miami-Dade County owns Marlins Park and the City of Miami owns the four adjacent parking garages. The Miami Marlins, however, are responsible for maintaining and operating the ballpark.



A VENUE LIKE NO OTHER

Marlins Park is a diverse venue that offers a variety of event spaces to suit any occasion inside and outside the ballpark, from intimate private parties and board meetings to large-scale corporate events, concerts. The left-field skyline wall is a feature unlike any other in Major League Baseball. Six (6) glass panels, towering at 60' tall by 40' wide, open to create a breathtaking view of downtown Miami's spectacular skyline. Hosts can take their event behind-the-scenes using one of the clubhouses, batting cages or press conference rooms.



SIT CLOSER THAN EVER

Seats at Marlins Park are among the closest to the playing field in all of baseball. Every seat has been placed with only one thing in mind - to provide guests with the ultimate fan experience. You will always be comfortable, cool and close to all the action and excitement.

With an eye on fan safety, in 2019, the netting was increased to 30 feet high at the ends of each dugout, and tapers down each foul line to the ends of Section 3 in right field, and FL11 in left field. The state-of-the-art netting is 30 percent thinner than traditional netting, utilizing Dyneema fiber with a knot-less "Ultra Cross" intersection supplied by Promats Athletics. It not only provides fans protection, but also is designed to blend into the playing surface.

To enhance the game experience, portions of the netting are adjustable, providing access points that allow fans to get autographs and interact with the players and coaches before each game. The access points will be located along the entire length of both dugouts, plus four areas down the first-base line and three down the third-base line. It marked the second consecutive offseason in which the organization proactively extended the safety netting at Marlins Park. Prior to 2018, the netting was expanded to the ends of each dugout, which also surpassed MLB guidelines.

THE CLUB PRESENTED BY DEX IMAGING

The premium standard has been reset by the Miami Marlins with **The Club presented by DEX Imaging**. The premium space at Marlins Park re-imagined into a first-class lounge experience that speaks to those seeking a uniquely refined Miami vibe. With a re-imagined food and beverage experience, **The Club presented by DEX Imaging** features an elevated casual concept with DJ music and a variety of food and drink options, which extends to and enhances the in-seat experience. A versatile space for guests to dine or socialize aims to be the hot spot for Marlins games and events at Marlins Park. The award-winning interior design delivers a fresh Miami look, as designed by local Miami firm, Edge of Architecture.



The Club presented by DEX Imaging features more than a 20 percent increase in club function space as well as a redesigned entrance to welcome guests, a new stylish bar serving craft cocktails and featured beverages, and a new corridor to the club's premium seats behind home plate - which will transform and elevate the path from club to seat. The contemporary club atmosphere includes a live DJ setting an event appropriate vibe and a variety of in-club seating for dining and socializing. Fans can enjoy in-club views of the Marlins batting cages, while sampling drinks and passed small bites prior to first pitch and interacting with featured chefs during live in-club cooking demonstrations.

SOCIAL AREAS

The re-imagining of Marlins Park into a first-class entertainment experience featured the addition of two social space concepts, **AutoNation Alley** and **The Social presented by Estrella Jalisco**. These ballpark enhancements offer fans new vantage points and unique viewing experiences at Marlins home games. Both areas, which were designed by MSA Sport - a national sports architecture firm, feature standing room only (SRO) space which enhances the ability to flow freely between locations for varied perspectives of the field and game action. A new low-priced ticket product, the **Estrella Jalisco Party Pass**, provides holders with priority access to both new locations and viewing experiences.

AutoNation Alley is a tiered viewing platform structure with three primary levels. The top level is accessible to all fans from the Promenade Level and features a craft cocktail bar experience; the middle level serves as an exclusive standing view platform with drink rail for Estrella Jalisco Party Pass holders; and the lower level serves as an exclusive group hospitality space.


With more than 2,250 total square feet of space across the three levels, AutoNation Alley is ideal for group outings and functions. The lower level of AutoNation Alley overlooks the center field wall, bringing fans closer to the action.



MARLINS PARK

Redevelopment of this area at Marlins Park provides improved sightlines from the concourse to the field and back to the cityscape in the exterior through the Skyline Terrace. The re-imagined in-bowl visual experience is surrounded by a redesigned batter's eye with a lush, ivy-look that transitions to the State Farm signage on the left field façade.

The Social: Estrella Jalisco, with a spectator capacity of more than 200, is located in the foul territory corner of right field, composed of the former 10 rows of Sections 1-3 closest to the Promenade Level concourse. The section will provide an exclusive access gathering spot for SRO Social Pass holders with a redesigned in-section view of the game from five tiered drink rails.



BISCAYNE BAY BREW HALL


The Miami Marlins and Biscayne Bay Brewing Company teamed up to brew the newest ballpark enhancement at Marlins Park, the Biscayne Bay Brew Hall. Consistent with the Miami Marlins' commitment to invest in the fan experience, the new Biscayne Bay Brew Hall will feature a bar and social seating, with a performance space and a large video wall. The new space provides a unique social experience for fans attending Marlins games as well as non-baseball events. Fans can enjoy a stellar lineup of great beers and delicious bites, with food available for purchase.

The Biscayne Bay Brew Hall will be open on game days, and will also be available for group activities throughout the year. With a large garage door wall, the brew hall can also serve as an open-air space, perfect for the beautiful Miami nights. The partnership will also craft a signature Miami Marlins beer that will be available at the Biscayne Bay Brew Hall as well as retail locations at Marlins Park and throughout South Florida.

RE-IMAGINED FOOD AND BEVERAGE EXPERIENCE

In an ongoing effort to enhance the fan experience at Marlins Park, the Miami Marlins re-imagined the food and beverage experience and re-concepted all concessions on the Promenade Level prior to the 2019 season. Levy is the official hospitality partner of the Marlins, welcoming each fan with world-class food and heartfelt hospitality.

The Marlins first introduced the \$3o\$5 Menu – a new food and beverage menu option for all Marlins home games. The \$3o\$5 Menu features core ballpark favorites at a new introductory price of either \$3 or \$5, giving fans the ability to purchase a hot dog for just \$3 or a beer for \$5. Larger value-sized options such as bottomless popcorn and soda will also be available for select items featured on the \$3o\$5 Menu. The \$3o\$5 Menu will be featured at concession stand locations at Section 13 and Section 37 on the Promenade Level, two of the largest concession areas at Marlins Park, providing convenient access to all guests. Marlins Member purchases of \$3o\$5 Menu items will be eligible for their exclusive Member Benefit savings rate on food and beverage, and retail purchases at Marlins Park, allowing for up to an additional 25 percent savings based on membership level.



MARLINS PARK

The Marlins also added new food partners prior to the 2019 season to deliver an authentic Miami experience. The new partners, all of whom have great Miami stories and connections to the community, are Miami's Best Pizza, PINCHO, Novecento and SuViche. Marlins Park serves as the exclusive South Florida professional sports venue to host Novecento and Miami's Best Pizza. The ballpark will also showcase unique menu items and activations via new partnerships with PINCHO and SuViche. The diverse array of concepts and concessions are reflective of the ever-evolving South Florida community.

The new partner brand concession locations were part of a full re-concept and reposition of the Promenade Level food and beverage experience by the Marlins and hospitality partner Levy. The new program, based on fan feedback and industry leading practices, features new menu items and stand designs inspired by the community for ballpark favorites as well as other new specialty concepts, including a rotating feature location for test menus by Levy and through limited-time partnerships with guest chefs and local restaurants. In addition, Marlins Members and their guests located in The Club presented by DEX Imaging have exclusive access to an interactive chef experience in the expanded and new-look club, and an elevated in-seat dining and drink service as part of new industry standard for premium seating.

The evolution of the food and beverage experience at Marlins Park in 2019 continued with the addition of El Mercadito, a grab-and-go style market offering fans a new purchase experience for ballpark favorite drinks and snacks as well as fresh and healthy options for all Marlins home games, including wraps, salads, fruits, and gluten-free items.

BOBBLEHEAD MUSEUM

The Bobblehead Museum display on the Promenade Level is the first of its kind in baseball and is located in Billy's Kids Zone in center field. It features a collection of current and former Marlins player bobbleheads, as well as current and past players, managers, broadcasters and mascots throughout Major League Baseball history. This display holds approximately 500 bobbleheads and regularly features new entries. The entire structure moves ever so slightly, which causes the heads to bobble. The interactive and fan-friendly exhibit features an electronic bobblehead locator.

ART IN PUBLIC PLACES AT MARLINS PARK

Marlins Park features art installations throughout the venue that differentiate it dramatically from other ballparks in the country. This effort was part of Miami-Dade County's Art in Public Places initiative. Miami-Dade Art in Public Places serves the community through the implementation of art installations and educational programming dedicated to enriching the public environment and to preserving and enhancing the artistic and civic pride of Miami-Dade County. Miami-Dade Art in Public Places promotes collaboration and creative art projects that improve the visual quality of public spaces. At their most successful, these public art installations can transform public spaces from ordinary civic areas to sites that can lift the spirit and connect with the community. For more information on the art at Marlins Park, please visit www.marlins.com/marlinspark.


TAKE A BEHIND-THE-SCENES TOUR OF MARLINS PARK

The Miami Marlins offer behind-the-scenes tours of Marlins Park. The tours are open to the public on non-event days for just \$10 a person, and can be purchased at the New Era Team Store. The tour includes visits to the field (behind home plate), home clubhouse, home batting cage area, The Club presented by DEX Imaging, Promenade Level featuring the art in the facility, the Bobblehead Museum and the premium areas, including Suites. Tours operate only on Monday, Wednesday, Friday and Saturday at 10:00 a.m., 12:00 p.m. and 2:00 p.m., except when the Marlins play at home or when other major events are scheduled at Marlins Park. Group tours, accommodating between 10 and 25 people, are available by appointment only by contacting tours@marlins.com.

EVENTS AT MARLINS PARK

Marlins Park is home to much more than just baseball. During its brief existence, the ballpark has played host to a variety of diverse events.

From charity walks and concerts to football games and soccer matches, the ballpark hosts myriad of events each year that contribute immensely to the vibrant culture of Miami. On November 13, 2012, the national teams of Venezuela and Nigeria faced off in the first ever soccer match at Marlins Park. In addition, Marlins Park brought football back to the original Orange Bowl site by hosting the Miami Beach Bowl for three years, from 2014-16. On November 23, 2019, the ballpark reunited former Orange Bowl tenants as the football teams from Florida International University and the University of Miami will squared off.



MARLINS PARK

In February 2020, the Miami Marlins and Major League Baseball jointly hosted a press conference announcing Marlins Park, which has hosted games in each of the last two WBC tournaments, will become the first venue in event history to host games in all three rounds of a World Baseball Classic in the same year. The first round of the 2021 World Baseball Classic will run from March 14-18 at Marlins Park.

Marlins Park's uniqueness and attractiveness have made the venue ideal for world-class entertainment, hosting many sporting events as well as many business and entertainment events. Thus far, the ballpark has hosted baseball games, football games, soccer matches, Super Bowl LIV Opening Night, Monster Jam, an international racing event, Stadiumlinks Golf, and more sporting events. DJ Khaled celebrated his son Asahd's second birthday by hosting the party at Marlins Park. The party had a carnival theme and featured a ferris wheel at second base.

Other non-sporting events hosted at the ballpark include 10X Growth Conference, Joel Osteen, La Feria de Las Americas, Grand Slam Party Latino, Tiger Direct Bash, Give Miami Day, Beck's Oktoberfest and Miami Beerfest. The South Florida community has also been able to enjoy this unique facility. Bar mitzvahs and weddings have been held at the ballpark, as well as homecoming dances and graduations for local high schools. On October 14, 2017, Marlins Park hosted Somos LIVE!, a benefit concert to support disaster relief for Puerto Rico, South Florida, the Caribbean and Mexico following Hurricane Irma and a devastating earthquake in Mexico.

On February 13, 2015, Major League Baseball awarded the 2017 All-Star Game to the Miami Marlins and Marlins Park, marking the first Midsummer Classic hosted by the city of Miami. The 2017 Midsummer Classic took place on July 11, with the American League defeating the National League, 2-1, in 10 innings.

TRANSPORTATION AND PARKING

The Miami Marlins continue to listen to their fans and implement ways to enhance their fan experience. Getting to and from Marlins Park is now easier than ever with Free Flow Parking, which was introduced by the organization this offseason in partnership with Miami Parking Authority. The Marlins became the first professional sports team to offer full on-site free-flow parking – with fans paying ahead of time or by using their mobile devices rather than stopping to pay in cash upon entry into the parking garages.

The Marlins Park parking garages and lots will feature free-flow parking, providing a much better arrival experience for guests, who will simply enter the garage and proceed to park. There is no longer a need to stop at the entrance to pay or show a parking pass. Marlins Park ambassadors will be stationed throughout the garages to welcome guests and direct them through a seamless parking process.

With the new arrival method, the Miami Marlins are also resetting the price of parking. Fans who pre-purchase parking at Marlins.com/Parking or via the MLB Ballpark App will pay \$15 for all Marlins home games this season, excluding Opening Day. Guests who purchase parking on-site will pay \$15 Monday-Friday, and \$20 Saturday-Sunday. The reset of the price of parking means up to 20 percent in savings compared to last year.

Transportation to Marlins Park includes the Civic Center Metrorail Station and Culmer Metrorail station, Tri-rail – Metrorail transfer and the City of Miami Trolley Service. Also, fans can park anywhere along the Miami-Dade Metrorail system, exit at Culmer Station and enjoy the dedicated Express Shuttle to Marlins Park. There is also pedestrian access, bicycle routes, taxi and limousine access, bridge opening regulations to alleviate traffic, civic center parking and group bus parking.

Marlins Park also features four state-of-the-art parking facilities with a capacity of 4,700 vehicles. The parking garages are managed by the City of Miami. The parking garages are located along first base, third base, home plate and center field, which render their names. In addition to garage parking, there are 1,000 parking spaces in surface lots to the east and west of the ballpark.

In addition to free-flow parking, the parking garages at Marlins Park will feature bike share stations and ChargePoint electric vehicle charging stations for guests. Fans can utilize the Citi Bike® program to get to and from Marlins Park. The Citi Bike program is intended to provide locals and visitors with an additional transportation option for getting around the city in a fun, efficient and convenient manner. Parking lot East #1, on 14th Avenue and between NW 4 ST and NW 5 ST, will be designated the Ride Share lot. The Ride Share Lot will be up and running for all events, including concerts.

"GREEN" BALLPARK

Marlins Park is the first retractable-roof LEED Gold Certified facility in the world. The ballpark's environmentally friendly design incorporates conservation, sustainability and energy efficiency. During construction, the Miami Marlins recycled more than 98% of the construction waste and engaged in pollution prevention plans. The design of the ballpark and the materials selected help promote conservation, pollution prevention as well as water reduction and energy efficiency. The Marlins also engaged in an indoor air quality plan to ensure the comfort and well-being of all fans.

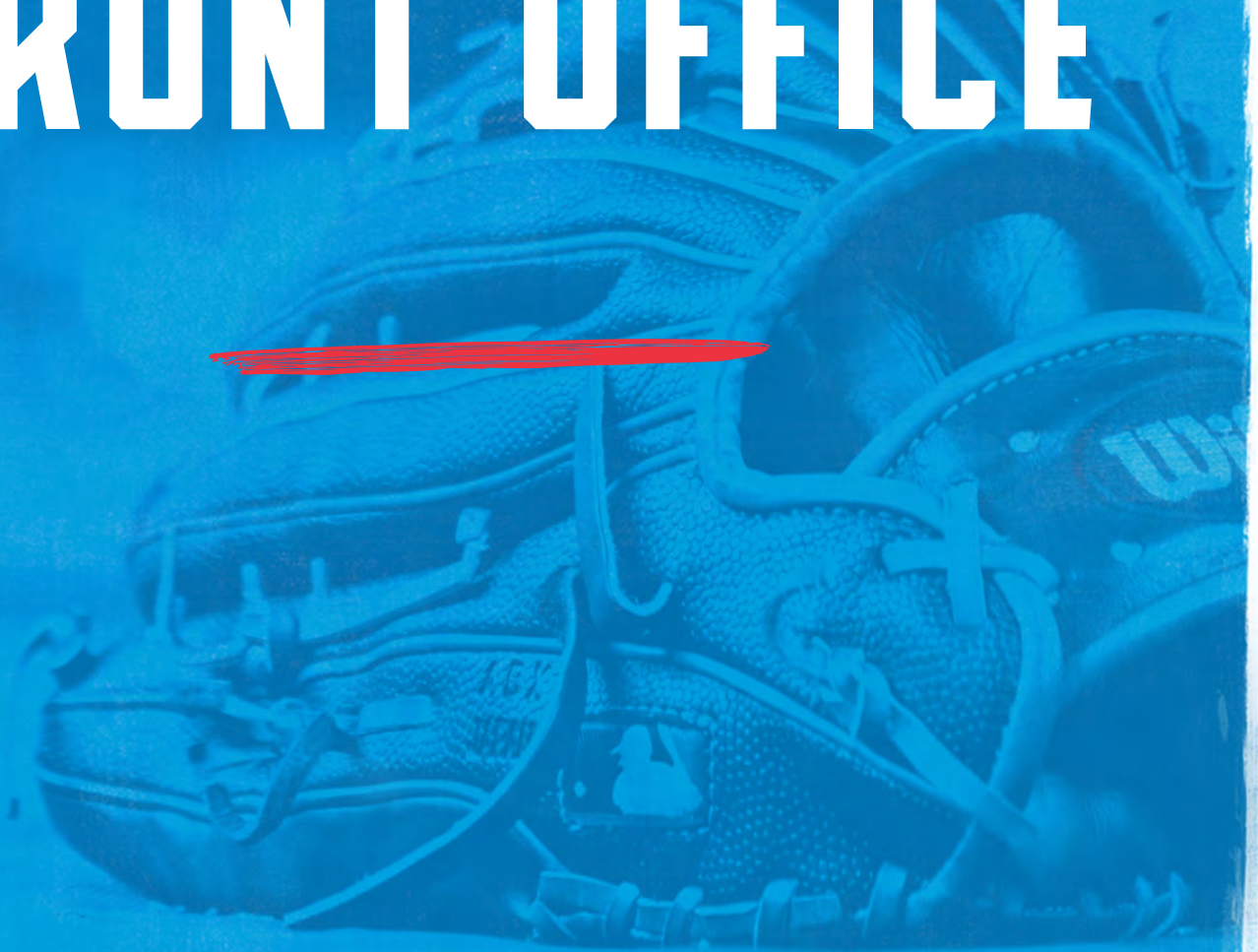
The newly-introduced Free Flow Parking will reduce carbon emissions and fuel consumption with shorter wait times and less idling. In addition, bike share kiosks and electric vehicle charging stations were implemented in the parking garages at Marlins Park this offseason.

@MARLINSPARK

The official account for the home of the Miami Marlins as well as hundreds of other incredible events. Follow @MarlinsPark on social media for exclusive content, such as event setup, behind-the-scenes access, unique event coverage and ballpark updates.



FRONT OFFICE



2020 MIAMI MARLINS FRONT OFFICE

EXECUTIVE MANAGEMENT

Chairman and Principal Owner	Bruce Sherman
Chief Executive Officer	Derek Jeter
President, Baseball Operations	Michael Hill
Chief Operations Officer	Caroline O'Connor
Chief Revenue Officer	Adam Jones

ADMINISTRATIVE SERVICES

Executive Assistant to the CEO	Nicolette Lawrence
Executive Assistant to the President, Baseball Operations	Amanda Guevara
Executive Assistant, Business Operations	Kristen Keane

BASEBALL OPERATIONS

Assistant General Manager	Brian Chattin
Director, Player Personnel	Daniel Greenlee
Director, Team Travel	Manny Colón

BASEBALL ANALYTICS

Senior Analyst	Myles Lewis
Senior Analyst	Bradley Woodrum
Analyst	Neil Gahart
Analyst	Robbie Knopf
Data Engineer	Dawson Friedland
Data Engineer	Benjamin Wong

SCOUTING, PLAYER DEVELOPMENT & INTERNATIONAL OPERATIONS

Vice President, Player Development & Scouting	Gary Denbo
Special Assistant, Player Development & Scouting	Geoff DeGroot
Special Assistant, Baseball Operations & Scouting	Adrian Lorenzo
Special Assistant to the President, Baseball Operations	Stan Meek
Director, Player Development	Dick Scott
Director, International Operations	Fernando Seguignol
Director, Pro Scouting	Hadi Raad
Director, Amateur Scouting	D.J. Svihlik
Assistant Director, Player Development	Hector Crespo
Analyst, Player Development	Danny Henriquez
Analyst, Player Development	David Hernandez Beayne
Coordinator, Player Development and International Operations	Jacob Jola
Video Coordinator, Dominican Republic	Shamir Arias
Coordinator, Professional Scouting	Jared Barnes
Education Operations Assistant	Deron Dolphus
Analyst, Player Development	Ryan Powers
Professional Scouting Analyst	Alexandria Rigoli
Coordinator, Amateur Scouting	Joshua Kapiloff
Amateur Scouting Analyst	Justin Brands
Coordinator, Education	Emily Glass
Jupiter Lead Teacher	Pamela Mejia De Rodriguez
Assistant Teacher, Education Operations	Colleen Mitchell
Dominican Republic Lead Teacher	Eduardo Almonte
Education Operations Assistant	Yahaira Brador
Reading Specialist	Pamela Perez

MEDICAL AND CLUBHOUSE

Medical Director	Lee Kaplan, M.D.
Senior Medical Advisor	Dan Kanell, M.D.
Head Athletic Trainer	Gene Basham
Strength & Conditioning Coach	Kevin Barr
Assistant Athletic Trainer	Brad LaRosa
Assistant Athletic Trainer	Chris Mudd
Equipment Manager, Home Clubhouse	John Silverman
Manager, Visiting Clubhouse	Rock Hughes
Assistant Manager, Home Clubhouse	Michael Diaz
Major League Information & Video Coordinator	Joseph Nero

2020 MIAMI MARLINS FRONT OFFICE

COMMUNICATIONS AND BROADCASTING

Vice President, Communications & Broadcasting	Jason Latimer
Manager, Business Communications & Spanish Media.....	Jon Erik Alvarez
Manager, Baseball Communications & Publications.....	Joe Vieira
Coordinator, Media Relations	Daniel Kurish
Coordinator, Communications.....	Maria Armella
Coordinator, Social Media.....	Sarah Penalver
Player Relations & Spanish Media Liaison.....	Luis Dorante
Manager, Broadcasting	Kyle Sielaff
Broadcaster, Radio.....	Dave Van Horne
Broadcaster, Radio.....	Glenn Geffner

MARKETING

Manager, Marketing.....	Mariah Monahan
Coordinator, Marketing	Karen Castellon
Director, Events & Promotions.....	Juan Martinez
Supervisor, Promotions.....	Ralph Capdevila
Director, Digital Marketing.....	Paulo O'Swath
Manager, Digital Marketing	Karry Pomes
Graphic Designer, Digital Marketing	Joshua Zalesnick

CREATIVE SERVICES

Manager, Creative Services	Taylor Bolles
Graphic Designer	Rachel Suding
Assistant Producer, Digital	Javier Castellanos
Animator	Wilber Mateu
Project Coordinator	India March
Video Manager	Jason "Mello" McClain
Coordinator, Video Production	Julio Jauregui
Coordinator, Video Production	Victor Martinez
Team Photographer.....	Joseph Guzy

GAME PRESENTATION AND SCOREBOARD OPERATIONS

Director, Game Presentation.....	Matthew Mendez
Manager, Event Presentation Technician.....	Steven Boyer
Manager, Event Presentation & Entertainment	Marlon Clarke
Manager, Event Presentation Systems.....	Kemal Dodds
Lead Editor, Game Presentation.....	Ronald Rivas
Coordinator, Event Presentation.....	Heather Molander
Coordinator, Entertainment.....	Lauren Licamara
Coordinator, Entertainment.....	Michael Biana

MIAMI MARLINS FOUNDATION

Executive Director, Miami Marlins Foundation	Raquel "Rocky" Egusquiza
Director, Foundation and Community Initiatives	Sarah Garcia

YOUTH PROGRAMS

Senior Director, Youth Programs.....	Angela Smith
Manager, Youth Programs	Jamal Knibbs

PARTNERSHIPS

Vice President, Head of Partnership Development & Strategy	David Oxfeld
Director, Partnership Development.....	Ian Parker
Manager, Partnership Development.....	Stephen Corsaro
Coordinator, Partnership Development.....	Max Budney
Assistant Director, Partnership Strategy	Meaghan Savin
Manager, Partnership Strategy	Amy Groover
Coordinator, Partnership Strategy.....	Humberto Miranda
Coordinator, Partnership Strategy.....	Nicolas Goss
Executive Assistant to the VP, Head of Partnership Development & Strategy	Judy Cavanagh

BUSINESS ANALYTICS

Director, Business Analytics	Christian Lowe
CRM Analyst	Joseph Pepio
Data Systems Senior Analyst	James Niescier
Business Analyst	Christopher Craven

2020 MIAMI MARLINS FRONT OFFICE

INFORMATION TECHNOLOGY

Senior Director, Information Technology	David Enriquez
Assistant Director, Information Technology	Alexis Farres
Manager, Database and Applications	David Kuan
Systems Administrator	Luis Navarro
Systems Administrator	Ruben Prieto
IT Analyst	Brandon Booth
Support Technician	Matthew Roman

FINANCE & ACCOUNTING

Executive Vice President & CFO	Michel Bussiere
Senior Vice President, Financial Planning and Accounting	Fred Koczwara
Manager, Accounting	Richard Williams
Administrator, Payroll	Carolina Calderon
Supervisor, Accounts Payable	Anthony Paneque
Senior Financial Analyst	David Villa
Coordinator, Finance	Felix Anderson
Assistant Payroll Administrator	Edgar Perez

ADMINISTRATION, LEGAL & RISK MANAGEMENT

Vice President & General Counsel	Ashwin Krishnan
Vice President, Public Affairs	Alfredo Mesa
Associate General Counsel	Stephanie Galvin
Staff Counsel	Aaron Davis
Director, Risk Management	Fred Espinoza
Coordinator, Risk Management	Claudia Avila
Lead Recruiter	Francisco Ponce de Leon
Manager, Human Resources	Giselle Lopez
Coordinator, Human Resources	Stephanie Gonzalez
Coordinator, Human Resources	Alex Vigil
Supervisor, Office Services	Karl Heard
Assistant, Office Services	Donna Kirton
Receptionist	Zucel Riera

GUEST SERVICES

Director, Guest Services	Cristina Corpion
Supervisor, Guest Services	Nathaly Fields

BALLPARK OPERATIONS

Vice President, Head of Experience and Innovation	Michael Shaw
Director, Parking	Michael McKeon
Director, Ballpark Operations	Antonio Torres-Roman
Director, Event Coordination	Anthony Favata
Manager, Special Events	Gisella Silva
Coordinator, Special Events	Melanie Pacheco
Supervisor, Game Services	Elliot Saks
Supervisor, Ballpark Services	Jared Gomez
Coordinator, Ballpark Services	Roberto Buitrago
Ballpark Services	Matthew Sontag
Ballpark Services	Alejandro Alvarez Toscano
Customer Engagement Specialist	John-Albert Rodriguez
Coordinator, Authentics	Lazaro Garcia
Retail Planner & Order Management Specialist	Daniella Medina
Executive Assistant to the Executive Vice President, Special Projects and Vice President, Head of Experience & Innovation	Teresita Garcia

PROJECT MANAGEMENT OFFICE

Executive Vice President, Special Projects	Claude Delorme
Senior Director, Project Management Office	Tony Brasile
Manager, Investor Relations & Special Projects	Karen De Leon

SECURITY

Assistant Director, Security	William Jameson
Supervisor, Security	Pedro Lanuza
Security Officer	Edgar Batista
Security Officer	Griselda Bonachea
Security Officer	Walter Clarit
Security Officer	Alfonso Flores
Security Officer	Jeremy Gonzalez
Security Officer	William Green II
Security Officer	Jahaira Mendez
Security Officer	Zester Liptrot

2020 MIAMI MARLINS FRONT OFFICE

Security Officer.....	Stephanie Natelli
Security Officer.....	Mariela Padilla
Security Officer.....	Adam Stafford
Security Officer.....	Joseph Ventura-Stern
Security Officer.....	Alan Young
Security Officer.....	Heydys Zosa
Coordinator, Loading Dock.....	Rosmel Onate

FACILITIES

Vice President, Facilities.....	Jeff King
Manager, Maintenance.....	Michael Vazquez
Supervisor, Command Center.....	Deborah Salsberg
Command Center Operator.....	Clifford Diaz
Command Center Operator.....	Alejandro Esquivel
HVAC Technician.....	Aldo Alpizar
HVAC Technician.....	Daniel Hernandez
HVAC Technician.....	Robinson Rios
Maintenance Technician.....	Otilio Morera
General Maintenance Technician.....	Alberto Zelle
Electrician.....	Gilberto Diaz
Electrician.....	Yuniel Diaz
Mechanic.....	Anthony Herring
Carpenter.....	Clifford Williams Jr.
Plumber.....	Vladimir Leon
Infrastructure Administrator.....	Eduardo Viamontes

GROUNDS

Director, Grounds.....	Chad Cowic-Mulholland
Manager, Grounds.....	Gregory Jones
Manager, Grounds.....	Javier Carrillo-Millan
Supervisor, Grounds.....	Ronny Lopez
Grounds Crew.....	Nathan Abraham
Grounds Crew.....	Thomas Campione
Grounds Crew.....	Carlos DeLeon
Grounds Crew.....	Ameer Johnson

TICKET SALES AND SERVICE

Vice President, Ticket Sales and Service.....	Andre Luck
Director, Premium Sales & Service.....	Ryan Sember
Sr. Premium Sales Executive.....	Chema Sanchez
Premium Sales Executive.....	Brandon Grengs
Premium Sales Executive.....	Aaron Pedigo
Director, Membership Sales.....	Evans Adonis
Membership Sales Executive.....	Christian Capozzi
Membership Sales Executive.....	Jennifer Owston
Membership Sales Executive.....	Isaac Paladino
Membership Sales Executive.....	Michael Peterson
Membership Sales Executive.....	Ryan Plasencia
Director, Membership Experience.....	Brian Jemison
Manager, Membership Experience.....	Jason Liss
Membership Experience Executive.....	Samantha MacIntosh
Membership Experience Executive.....	Timothy Jenkins
Membership Experience Executive.....	Eric Sutcliffe
Coordinator, Member Experience.....	Jessica Lee
Coordinator, Membership Sales & Service.....	Kassandra Webb
Senior Event Planning Executive.....	Patricia Lora
Director, Group Sales & Service.....	Kyle Brant
Senior Group Sales & Service Executive.....	Shoshana Allen
Group Sales & Service Executive.....	Antonio Diz
Coordinator, Group Sales & Service.....	William Fulmer
Group Sales & Service Executive.....	Brad Johnson
Group Sales Executive.....	Grant Mayfield
Coordinator, Group Sales & Service.....	Isabella Leventhal
Group Sales & Service Executive.....	Penton, Ernesto
Tourism & Convention Sales Executive.....	Vanessa Sheffield

TICKET OPERATIONS

Director, Ticket Operations.....	Mardi Dilger
Manager, Vault.....	Jose Braojos
Manager, Ticket Operations.....	Ossie Alvarez
Supervisor, Ticket Operations.....	Gerry Fernandez
Coordinator, Ticket Operations.....	Jonathan Lam
Admin Coordinator, Ticket Operations.....	Rafael Perez
Coordinator, Ticket Operations Group Sales.....	Jennifer Iraheta
Coordinator, Ticket Operations Reporting & Assist Vault.....	John Jola



BRUCE SHERMAN

CHAIRMAN & PRINCIPAL OWNER

Bruce Sherman enters his third season as Principal Owner of the Miami Marlins. Mr. Sherman serves as Chairman of the Board, representing the fourth ownership in Club history after receiving unanimous approval from Major League Owners to acquire the team effective October 2, 2017. Mr. Sherman currently serves on Major League Baseball's Investment Committee, Strategic Planning Committee, and Audit Committee.

Mr. Sherman is currently Chairman and Chief Executive Officer of M4 Capital, having retired from his position as Chief Executive Officer of Private Capital Management ("PCM") in 2009. He launched PCM in 1986 and built it into the largest independent asset manager in the Southeastern United States prior to selling the firm to Legg Mason in 2001. Following the sale, he retained autonomy over PCM's portfolio management and investment research and led the company to a prestigious #1 ranking in the country as measured by Nelson's "World's Best Money Managers" for ten years, ending December 31, 2005.

Mr. Sherman has invested professionally and personally in the South Florida community. He has two daughters and four grandchildren, and is married to Cynthia Sherman, a retired partner of international law firm Rogers & Wells. He formerly served on the Board of Directors of Artis-Naples, the premier center for the performing and visual arts in Southwest Florida. He and his wife are also Lifetime Trustees for the Naples Children & Education Foundation supporting underprivileged and at-risk children in Collier County.

Mr. and Mrs. Sherman founded the Bruce and Cynthia Sherman Charitable Foundation. The Foundation administers the Sherman Prize to recognize and reward leading individuals who go above and beyond to make exceptional, pioneering contributions and inspire tomorrow's innovators in the fight to overcome Crohn's disease and ulcerative colitis. Honorees in 2019 hailed from the University of Miami Health System, Cleveland Clinic, and UC San Diego Health. The Foundation also endows the Bruce and Cynthia Sherman Professorship in Urological Research and Innovation at New York University's School of Medicine.

Mr. Sherman graduated from the University of Rhode Island in 1969 and earned his MBA from Bernard Baruch College in 1973.



Marlins Chairman and Principal Owner Bruce Sherman and Marlins President of Baseball Operations Michael Hill watch the first full-squad workout of Spring Training in Jupiter



DEREK JETER

CHIEF EXECUTIVE OFFICER

Derek Jeter enters his third season as CEO of the Miami Marlins. He is also part of the Miami Marlins' ownership group, the fourth in Club history, achieving unanimous approval by Major League Owners and acquiring the team on October 2, 2017. In his current role, he is the first African-American Owner/CEO in Major League Baseball history. He is also a member of MLB's Competition Committee.

As CEO, Mr. Jeter oversees the organization's day-to-day business and baseball operations. He was the driving force behind the club's rebranding for the 2019 season, implementing a logo and branding marks representative of the rich baseball history, diversity and energy of the South Florida community. Mr. Jeter has also overseen the numerous enhancements to Marlins Park over the past two offseasons, as the organization reimagines the fan experience and invests in the cost of fan attendance. Under his guidance, the organization relaunched the Miami Marlins Foundation in 2019 with a focus on wellness, empowerment and youth baseball and softball. His guidance on community outreach has also seen the launch of the Marlins Tee Ball initiative presented by Ultimate Software, with more than 200 local teams enrolled to receive uniform tops, hats and equipment for the community's future Major Leaguers.

In 2014, Mr. Jeter launched The Players' Tribune and serves as the founding publisher. The online venture provides athletes with a platform to connect directly with fans, in their own words, showcasing first-person stories from athletes, and giving fans unique insight into the daily sports conversation while bringing them closer to the game. The publication received the inaugural Sports Breakthrough of the Year award at the 2017 Sports Business Awards and appeared on Fast Company's 2017 Most Innovative Companies list.

Earlier this year, Mr. Jeter was elected to the Baseball Hall of Fame and will be inducted on July 26, 2020 in Cooperstown, NY. During his 20-year career as a Major League Baseball player, he was a 14-time All-Star, winning five World Series championships, five Rawlings® Gold Gloves, and five Louisville Slugger® Silver Slugger awards. He compiled the sixth-most hits in Major League history (3,465), while setting club records in hits, games played (2,747), doubles (544), stolen bases (358), at-bats (11,195), singles (2,595) and hit-by-pitches (170). On May 4, 2017, Jeter became the 22nd player in Yankees history to have his number retired.

In the midst of his American League Rookie of the Year season in 1996, Mr. Jeter started the Turn 2 Foundation, designed to create and support signature programs and activities that motivate young people to turn away from drugs and alcohol and 'Turn 2' healthy lifestyles. Since its inception, the Turn 2 Foundation has awarded more than \$30 million to create and support its programs.

Mr. Jeter's community service has been recognized throughout his career. He received the Joan Payson Award for community service in 1997, presented annually by the New York chapter of the Baseball Writers Association of America; was honored with the Sporting News' Good Guy in Sports award in 2002; and was selected as the 2009 Roberto Clemente Award winner – given annually to the Major League Baseball player who combines a dedication to giving back to the community with outstanding skills on the baseball field. During his first season as Marlins CEO, the organization received the Miami Beach Chamber of Commerce Distinguished Service Award, recognizing extraordinary community involvement that has generated extensive contributions to South Florida.

In addition to his focus on philanthropic efforts, Mr. Jeter established several personal business ventures upon his retirement from Major League Baseball. In 2013, he launched Jeter Publishing under Simon & Schuster, with a focus on adult nonfiction and children's books. Mr. Jeter has authored both adult and children's books.



During the 10th annual Thanksgiving Distribution, Marlins CEO Derek Jeter hands food to a local community member



MICHAEL HILL

PRESIDENT, BASEBALL OPERATIONS

Michael Hill enters his seventh season as the Marlins' President of Baseball Operations, and his 18th season with the organization. Mr. Hill was promoted to his current position on September 29, 2013. Mr. Hill previously served as the Marlins' General Manager for six full seasons; he was promoted to that position on Sept. 29, 2007, after serving as VP and Assistant General Manager. Mr. Hill is currently one of two African-Americans (fifth in MLB history), as well as one of two Hispanics, that presides over baseball operations for a Major League club.

Under the guidance of Mr. Hill, the Miami Marlins continue their plan to build a club that can achieve sustainable success with young, premium talents. This offseason, the Miami Marlins acquired All-Star veteran talents in INF Jesús Aguilar, OF Corey Dickerson, OF Matt Joyce and RHP Brandon Kintzler to pair with the blossoming young talents. Since December of 2017, eight of the club's top 10 prospects as ranked by Baseball America, including the top seven, were either drafted or acquired in that span. This offseason, the organization was recognized by MLB Pipeline for the most improved farm system. In 2014, Mr. Hill's first season as President of Baseball Operations, Miami made a 15-win improvement and became one of only three teams in MLB history to win 77-or-more games following a 100-loss season.

Mr. Hill is entering his 26th season of MLB experience in various front office capacities following his retirement as a Minor League player. Mr. Hill spent three seasons with the Colorado Rockies, serving as the Club's Director of Player Development. Mr. Hill joined Colorado in 1999 after five years with the Tampa Bay Devil Rays (1995-99), where he worked as an assistant in the scouting and player development departments.

Mr. Hill was a 31st-round draft pick by the Texas Rangers in the June 1993 Draft. He played two seasons (1993-94) in the Rangers' system and one year (1995) in the Reds' organization before joining the Devil Rays' front office.

A 1993 graduate of Harvard University, Mr. Hill was elected senior class marshal (the equivalent of class president) while starring as the Crimson football team's top rusher and the baseball team's captain. Mr. Hill was born and raised in Cincinnati, Ohio, where he played football, baseball and basketball at the city's Country Day School.

Mr. Hill is quite active in the South Florida community, volunteering his time at several elementary and high schools, and serving as a mentor for the 5000 Role Models of Excellence Project.

In February 2016, the Hill Family Scholarship was launched as part of Mr. Hill's commitment to philanthropy and education in South Florida. The scholarship is inspired by the core values of Mr. Hill's family and looking to support a deserving student in the pursuit of a college career.

In addition, Mr. Hill has completed over 20 marathons and half marathons, the most recent being the World Marathon Challenge in 2018, in which he ran seven marathons in seven days on seven continents.



Marlins President of Baseball Operations Michael Hill distributes school supplies to students at Lenora B. Smith Elementary during Miami Marlins Impact Week



CAROLINE O'CONNOR

CHIEF OPERATIONS OFFICER

Caroline O'Connor serves as the Chief Operating Officer for the Miami Marlins following a promotion in May of 2019. O'Connor is in her third season with the Marlins, joining the organization in October of 2017 as Senior Vice President and Chief of Staff. In her role, O'Connor oversees all of the Marlins internal service departments, including Human Resources, Finance, Legal, Communications, Technology, Security, Facilities and Special Projects. In addition, she works closely with the Marlins leadership to execute organizational objectives and goals.

Prior to joining the Marlins, O'Connor spent five years as Managing Director at Morgan Stanley, and six years as Director at UBS Investment Bank. She received her Master of Business Administration in Finance from New York University Stern School of Business.



Miami Marlins COO Caroline O'Connor is joined by students at Lenora B. Smith Elementary for a community visit in celebration of Miami Marlins FanFest



ADAM JONES

CHIEF REVENUE OFFICER

Adam Jones recently completed his third season with the Miami Marlins, having joined the organization in October of 2017 as Senior Vice President of Strategy & Development before assuming the position of Chief Revenue Officer. In his role, Mr. Jones focuses on all revenue-generating processes with the organization with oversight of market strategy, business planning and analysis, strategic initiatives across lines of business, organizational development, and long-term facilities planning.

Mr. Jones has been at the forefront of the Marlins' offseason enhancements at Marlins Park each of the last two years. Under the direction of Mr. Jones and the ownership group, the Marlins have worked diligently to enhance the fan experience at Marlins Park, with a focus on creating a sense of community through the new social spaces, resetting the premium standard with The Club presented by DEX Imaging, and re-imagining the food and beverage experience in the ballpark. The organization has also invested in the cost of the fan experience to affirm Marlins Baseball as one of South Florida's most affordable entertainment experiences.

Prior to joining the Marlins, Mr. Jones spent nearly 15 years at PwC, most recently as a Director and the Firm's Sports Practice Leader.



The Miami Marlins and CRO Adam Jones helps grow the games of baseball and softball in South Florida at Poinciana Park Elementary during Marlins Impact Week



MICHEL BUSSIÈRE

EXECUTIVE VICE PRESIDENT & CHIEF FINANCIAL OFFICER

With more than 30 years of experience in professional baseball, Michel Bussière begins his 18th season with the Marlins. Mr. Bussière joined the organization in 2002 as Vice President and Chief Financial Officer and was promoted to Executive Vice President and Chief Financial Officer in 2006. He oversees the financial operations of the Marlins. Mr. Bussière is also responsible for the long-range business and financial plans of the organization.

Prior to joining the Marlins, Mr. Bussière served as Chief Financial Officer of the Montreal Expos, an organization he joined in 1987.



CLAUDE DELORME

EXECUTIVE VICE PRESIDENT, SPECIAL PROJECTS

Claude Delorme enters his 16th year with the Miami Marlins, serving as the club's Executive Vice President of Special Projects. Mr. Delorme was previously the Executive Vice President of Operations and Events, receiving a promotion in March of 2012 after overseeing the construction of Marlins Park. Mr. Delorme joined the organization on February 11, 2005 as a consultant, and was named Senior Vice President of Stadium Development in December 2005. In December 2009, Mr. Delorme was promoted to Executive Vice President of Ballpark Development and shifted his focus to overseeing all facets of the construction of Marlins Park and working closely with all associated individuals, including: Owners Representatives, Architect, Construction Manager, City and County representatives and consultants.

Mr. Delorme joined the Marlins after 23 seasons with the Montreal Expos, where he last served as Executive Vice President of Business Affairs and was responsible for operations, sales, marketing, ticketing operations, communications and game services.



RAQUEL "ROCKY" EGUSQUIZA

EXECUTIVE DIRECTOR, MIAMI MARLINS FOUNDATION

Raquel "Rocky" Egusquiza begins her second season with the Miami Marlins, joining the organization in March 2019 as the Executive Director of the Miami Marlins Foundation. In her role, Mrs. Egusquiza leads the Miami Marlins Foundation, with a focus on building strong partnership and engagement with the South Florida community. The Miami Marlins Foundation aims to impact South Florida's youth by creating opportunities to stay active, achieve academic success, and build leadership skills through wellness and empowerment. She also acts as a liaison to the organization's public affairs and community relations divisions as she creates, implements, and brings to market initiatives across the Foundation's focus areas.

Mrs. Egusquiza joins the Marlins having most recently served as Vice President of Community Affairs for NBCUniversal Telemundo Enterprises, where she oversaw corporate social responsibility, community engagement, and partnerships. A talented corporate social responsibility, diversity, and business strategist, Egusquiza combines her political, business, non-profit, and media industry expertise that spans 27 years to drive results. Her distinguished career also features assignments with world renowned brands like NBCUniversal Telemundo Enterprises, AARP, Ford Motor Company and AT&T, where she held positions in corporate social responsibility, multicultural marketing, and government affairs.

Her experience also includes time as Executive Director for the Dade County Legislative Delegation and as a Legislative Assistant in the Florida Senate. A native of Miami, Mrs. Egusquiza earned a Bachelor of Arts degree in Political Science from the University of Miami and an Associate of Arts degree from Miami Dade College.



JEFF KING

VICE PRESIDENT, FACILITIES

Jeff King begins his 11th full season with the Marlins and his ninth as Vice President of Facilities. Mr. King was promoted from Ballpark Engineer to his current role in June 2011. Mr. King oversees all systems within Marlins Park, and is responsible for grounds and all maintenance, trades and housekeeping services. In addition, he manages all post-construction capital projects.

Mr. King joined Jacobs Engineering in 1997 and was Manager of Projects there from 2006-09. In March of 2008, Mr. King began working with the Club as the Design Manager for the Owners' Representative on the Marlins Ballpark Project. He joined the Marlins full-time in August 2009.



FRED KOCZWARA

VICE PRESIDENT, FINANCIAL PLANNING & ACCOUNTING

Fred Koczwara enters his first season with the Miami Marlins, having joined the organization in December of 2019. As the Vice President of Financial Planning and Accounting, Mr. Koczwara works closely with Executive Vice President and Chief Financial Officer Michel Bussière on overseeing the day-to-day financial operations of the Marlins, including financial reporting and analysis, budgeting and cash management. Mr. Koczwara is also responsible for reporting requirements to Major League Baseball along with year-end audit and tax.

Mr. Koczwara joins the Marlins with more than 25 years of experience in finance and accounting. He previously spent 15-plus years at PricewaterhouseCoopers (PwC), most recently as Director of Deals / Merger and Acquisition Advisory. Mr. Koczwara graduated from Bucknell University with a Bachelor of Science in Accounting.



ASHWIN KRISHNAN

VICE PRESIDENT & GENERAL COUNSEL

Ashwin Krishnan enters his 10th season with the Miami Marlins, his third in the role of Vice President and General Counsel. In his role, he is responsible for drafting, reviewing, and negotiating all business and baseball related contracts, managing the Marlins' relationship with Miami-Dade County under the Ballpark Operating Agreement, overseeing any litigation involving the Marlins, and providing general legal support and handling all legal matters related to the Miami Marlins and Marlins Park. Mr. Krishnan is also responsible for oversight of the Marlins' Risk Management and Public Affairs departments. Mr. Krishnan joined the Marlins organization in 2010 as Associate Counsel before being promoted to Senior Counsel in 2015.

Mr. Krishnan began his career in sports in 2008 with the Boston Celtics. He graduated from Harvard University with a Bachelor of Arts in Government, before receiving his Master of Philosophy in Social and Political Sciences from the University of Cambridge, and a Juris Doctor from Harvard Law School.



JASON LATIMER

VICE PRESIDENT, COMMUNICATIONS & BROADCASTING

Jason Latimer is currently in his 15th season in professional baseball and third with the Miami Marlins, having joined the organization in November 2017. In this role, Mr. Latimer is responsible for the internal and external communication efforts of the organization, including baseball information, corporate communications, player and alumni relations, publications, broadcasting and social media.

Mr. Latimer's previous experience came in the communications departments for the New York Yankees, Tampa Bay Rays, the University of Florida football team, as well as the Communications Director for the Pinellas County Supervisor of Elections Office.



ANDRE LUCK

VICE PRESIDENT, TICKET SALES & SERVICE

Andre Luck enters his first season with the Miami Marlins, joining the organization in January 2020 as the Marlins' Vice President of Ticket Sales and Service. In his role, Mr. Luck oversees all ticket sales and service efforts for the club, including Marlins Memberships, Premium Sales, Group Sales, Inside Sales, and Membership Experience.

Mr. Luck owns 12 years of experience in ticket sales in Major League Baseball. Prior to joining the Miami Marlins, he spent seven seasons in the sales department of the Houston Astros. Following his first two years as Manager of Inside Sales, Mr. Luck was quickly promoted to Director of Season Ticket Sales, a position he held for four years with the Astros organization. Additionally, Mr. Luck, a native of Chandler, Arizona, spent five seasons with the Arizona Diamondbacks in numerous roles in their sales team.

An alumnus of Arizona State University, Mr. Luck graduated with a Bachelor of Science in Business Management.



ALFREDO MESA

VICE PRESIDENT, PUBLIC AFFAIRS

Alfredo Mesa begins his 10th full season with the Miami Marlins and serves as Vice President of Public Affairs. Prior to joining the Marlins, Mr. Mesa helped manage the Miami office of Dutko Worldwide (now Grayling), a public policy management firm with headquarters in Washington D.C. His practice focused on assisting clients with their policy development, advocacy, communications strategy and business development objectives. Prior to joining Dutko, Mr. Mesa served as Executive Director of the Cuban American National Foundation.

Mr. Mesa also served as Director of Public Affairs for former Miami-Dade County Mayor Alex Penelas. During his twelve years of county service, Mr. Mesa was an advisor to the Mayor on administrative matters, policy development, constituent services, media strategy and community relations. Prior to joining Dutko, Alfredo served as Executive Director of the Cuban American National Foundation.



DAVID OXFELD

VICE PRESIDENT, HEAD OF PARTNERSHIP DEVELOPMENT & STRATEGY

David Oxfeld is entering his third season with the Marlins, having joined the organization in November of 2017. As Vice President and Head of Partnership Development and Strategy, Mr. Oxfeld oversees all aspects of the Club's Partnership efforts, leveraging corporate relationships to advance the organization's overall business goals. Mr. Oxfeld is responsible for both the Partnership Development and Partnership Strategy Team.

Prior to joining the Marlins, Mr. Oxfeld spent more than five years at Excel Sports Management as Vice President of Client Sales and Business Development. In his role, Mr. Oxfeld was responsible for selling nonendemic endorsements and partnerships for a roster of top athletes and entertainers. During that time, Oxfeld was recognized as one of Sports Business Journal's 40 under 40 award winners in 2017.

Prior to that, Mr. Oxfeld worked for parts of 7 seasons in the New York Mets organization as well at the Madison Square Garden Company. Mr. Oxfeld graduated from the University of Michigan with a BA in Sports Management in 2002.



MICHAEL SHAW

VICE PRESIDENT, HEAD OF EXPERIENCE & INNOVATION

Michael Shaw begins his third season with the Miami Marlins, having joined the organization in May of 2018. In his role of Vice President and Head of Experience and Innovation, he is responsible for the ballpark experience and operations functions. Mr. Shaw brings an array of experience in fan engagement and business and partner development across his 15-year career.

Prior to joining the Marlins, Mr. Shaw served as the Principle, Business Development for Sports at Amazon, where he assisted in the development of the division's ticket business strategy. Prior to that, he spent three-plus years over two stints at Groupon where he was Head of Sports Partnerships and Sports Business Development, focusing on ticket sales, creating experiential opportunities, and introducing teams and venues to a new marketplace of fans. A native of Nashville, Tenn., and graduate of Middle Tennessee State University, Mr. Shaw also spent four years at ESPN in programming and deal-making.



BRIAN CHATTIN

ASSISTANT GENERAL MANAGER

Brian Chattin enters his 23rd season with the Marlins and fifth as Assistant General Manager. In his current role, Mr. Chattin works with President of Baseball Operations Michael Hill on a variety of aspects involving the Major League club, including roster management, player evaluation, salary arbitration, contract research and negotiations, and waivers and rules compliance.

He spent the prior 11 seasons as the Director of Player Development. In that role, Mr. Chattin oversaw all aspects of the organization's minor league system, including player growth and development, player evaluation, roster management, contract negotiations, rules compliance and affiliate relations. He spent the 2002 through 2004 seasons as the Marlins' Baseball Operations Assistant, assisting in all aspects of player development administration as well as various aspects of the Marlins' Major League and scouting operations.

Mr. Chattin joined the Marlins in March 1998 as a Marketing Intern. He was hired full-time in the sales department in June of that year. He transitioned to the baseball operations department in March of 2002. He began his baseball career in 1996 as a front office executive with the Evansville Otters of the independent Frontier League.

He graduated summa cum laude from the University of Southern Indiana in 1996 with a Bachelor of Science in Business Administration. He earned a Master's in Sports Administration from Ohio University in 1998.

Mr. Chattin was born and raised in Freelandville, Indiana. He and his wife, Amy, have a son, Wylie, and a daughter, Ella.



GARY DENBO

VICE PRESIDENT, PLAYER DEVELOPMENT & SCOUTING

Gary Denbo begins his third year in the Miami Marlins organization, serving the role of Vice President, Player Development and Scouting. Prior to joining Miami, Mr. Denbo spent 23 years in the New York Yankees' organization, where he most recently served as Vice President of Player Development (2015-17). From 2008-14, he was a professional scout, amateur scout, international scout and an advance scout. He had been employed by the Yankees organization during each of its last five World Championship seasons (1996, 1998-2000, '09).

His first tenure with the Yankees organization began in 1990, as manager of Single-A Prince William. In subsequent seasons, Mr. Denbo was the hitting coach for Triple-A Columbus in 1991, manager of the GCL Yankees in Tampa in 1992, and hitting coach and manager of Single-A Greensboro in 1993. He then served solely as a hitting coach for the next three seasons with Double-A Albany-Colonie in 1994, Triple-A Columbus in 1995, and Double-A Norwich and Columbus in 1996. From 1997 through 2000, he was the hitting coordinator for the Yankees organization, adding the role of assistant director of player development in 2000. The following season, Mr. Denbo joined the Major League club as the hitting coach and also served on the coaching staff at the 2001 All-Star Game at Seattle. He returned to the Yankees from 2006-07 as the organization's roving hitting coordinator.

In parts of four seasons as a Minor League manager, Denbo posted a 213-194 (.523) career record, leading Single-A Greensboro to the South Atlantic League Championship Series in 1993. In between his stints with the Yankees, Mr. Denbo was a scout for the Cleveland Indians in 2002 before serving as a hitting coach for the Nippon Ham Fighters in Japan's Pacific League from 2003-05. He also served as the hitting coach for the Toronto Blue Jays at the Major League level in 2008.

Born in Princeton, Ind., on December 9, 1960, Mr. Denbo attended Rend Lake College (Ill.), Wabash Valley College (Ill.) and Oakland City College (Ind.) before becoming the Cincinnati Reds' 17th-round draft choice in the 1983 First-Year Player Draft. He played in four Minor League seasons as an infielder in the Reds organization from 1983 through 1986, serving as a player-coach for Double-A Vermont in his final year. The following season, he became a full-time coach in the Reds organization, holding the position of hitting coach for Single-A Tampa in 1987, hitting coach for Single-A Cedar Rapids in 1988 and manager of Single-A Greensboro in 1989.

Mr. Denbo and his wife, Penny, have a son, Andy, and a daughter, Emily and two grandsons, Lincoln and Jacob.



DAN GREENLEE

DIRECTOR, PLAYER DEVELOPMENT

Dan Greenlee enters his third season as the Marlins' Director of Player Personnel, joining the organization in November 2017. In his role, he oversees the Baseball Analytics department and assists the Baseball Operations department with roster management and player acquisitions. Greenlee begins his eighth year in professional baseball, having spent the previous five seasons with the New York Yankees as a player development analyst.

Prior to joining the Yankees, Greenlee spent just over a year as a merger analyst at MLex Market Insight. He received his Bachelor of Science in Journalism from Ohio University and Juris Doctor degree from University of Minnesota Law School.



DICK SCOTT

DIRECTOR, PLAYER DEVELOPMENT

Richard (Dick) Scott begins his third season as Director of Player Development with the Marlins after joining the organization in November of 2017. Scott spent the previous seven years in the New York Mets organization, serving as the team's bench coach for the 2016 and 2017 seasons. He also served as Director of Player Development from 2013-15 and as the Club's Minor League Field Coordinator from 2011-12.

Scott, who is entering his 39th year in professional baseball, also served the role of Director of Player Development with the Toronto Blue Jays from 2001-09. He then served as Minor League Field Coordinator for the Houston Astros organization before joining the Mets.

Scott began his coaching career as a Minor League manager in the Oakland organization in 1991, before becoming an Advance Scout for the Arizona Diamondbacks in 1998. He was named the Arizona League Manager of the Year in 1991 with Scottsdale, the Northwest League Manager of the Year in 1992 with Southern Oregon and the California League Manager of the Year in 1994 with Modesto.

Originally drafted in the 17th round of the 1981 Amateur Draft, Scott played 10 total seasons between the Yankees and Athletics organizations, making his MLB debut with Oakland in May of 1989.

Mr. Scott and his wife, Kristin, have two sons, Ryan and Zach.



D.J. SVIHLIK

DIRECTOR, AMATEUR SCOUTING

D.J. Svihlik begins his third season in the Marlins organization, after joining the Marlins in November of 2017 following one year at Vanderbilt University as the Commodores' hitting coach and recruiting coordinator. Mr. Svihlik joined the organization in the role of Advisor in the Baseball Operations department before being named the Director of Amateur Scouting in June of 2018.

Prior to joining Vanderbilt, Mr. Svihlik spent 14 years in the New York Yankees' organization as a scout and most recently as a national crosschecker. Mr. Svihlik's first 10 seasons with the Yankees were spent as an area scout covering the south region. He was then promoted to national crosschecker in 2012, and helped evaluate amateur talent that resulted in the Yankees' farm system being ranked second by Baseball America upon his departure.

Mr. Svihlik played collegiately at the University of Illinois, where he was a three-time All-American and was named Big Ten Player of the Year as a sophomore in 1998. He was signed by the Yankees as a nondrafted free agent before moving to the organization's scouting department in 2003. He and his wife Laura have a son, Benjamin, and a daughter, Katherine. The Svihlik family resides in Franklin, Tenn.



FERNANDO SEGUIGNOL

DIRECTOR, INTERNATIONAL OPERATIONS

Fernando Seguinol enters his third season as the Marlins' Director of International Operations after joining the Marlins organization in November 2017. In this role, Seguinol oversees all aspects of international operations, including scouting, player development and operation of the Club's Dominican Academy.

Seguinol spent the past two years with the Chicago Cubs as a Special Assistant of Professional and International Scouting. Following his retirement from professional baseball in 2011, he worked as a scout for Japan's Yomiuri Giants prior to joining the Cubs.

Seguinol enjoyed a 19-year career in professional baseball, appearing in 173 games for the Montreal Expos between 1998-01 and in five games with the New York Yankees in 2003. He spent the majority of the final nine years playing in Japan, spending eight seasons in Nippon Professional Baseball. Seguinol won two Pacific League Best Nine Awards over five seasons in Sapporo, during which the club won two pennants.

He and his wife, Yvonne, have two boys, Kendall and Jabari, and currently reside in Wellington, Florida.



HADI RAAD

DIRECTOR, PROFESSIONAL SCOUTING

Hadi Raad begins his first season as Director, Professional Scouting, after joining the Miami Marlins organization in November 2019. In his role, he oversees professional scouting

Mr. Raad spent the last two seasons as the Director of Minor League Operations for the New York Yankees. He also served as Pro Scout (2017), Assistant Director of Minor League Operations (2015-'16), Video Coordinator (2014), and Baseball Operations Intern (2012) over his seven years with New York. Mr. Raad interned with the Texas Rangers' Baseball Operations department in 2013 and served as their Amateur Video Scout in 2014 Spring Training.

Mr. Raad is a 2011 graduate of Wheaton College in Massachusetts, where he played baseball for four years and earned a B.A. in Economics. He attended Hastings High School in Hastings-on-Hudson, New York.



ADRIAN LORENZO

SPECIAL ASSISTANT, BASEBALL OPERATIONS & SCOUTING

Adrian Lorenzo enters his second season as Special Assistant, Baseball Operations and Scouting, after joining the Miami Marlins organization in November of 2018. In his role, he oversees various aspects of the Professional Scouting and International Scouting Departments.

Mr. Lorenzo began his professional career with the Boston Red Sox. He spent six years with the Red Sox organization before joining the Marlins. He most recently served as the Red Sox' Assistant Director for International Scouting. He began his tenure with Boston in 2013 as an intern in the Player Development department. He was then promoted and served on Boston's Major League staff in 2015 as the club's replay review operator and Spanish-Language Translator in 2015. In 2016, he was named Coordinator of International Scouting.

Mr. Lorenzo is a Miami native. He graduated from Belen Jesuit Preparatory School in 2007, where he was member of the District Championship and Regional Championship baseball team in 2007. He received his Bachelor of Arts degree in history from the University of Pennsylvania, where he was a four-year member of the baseball team. Mr. Lorenzo currently resides in Coral Gables, Fla., with his wife, Kristi.



STAN MEEK

SPECIAL ASSISTANT TO PRESIDENT OF BASEBALL OPERATIONS

Stan Meek enters his 19th season with the Miami Marlins and 30th season in professional baseball. Mr. Meek spent seven seasons as the Vice President of Scouting after being appointed to the post in September 2011 and nine seasons as the Marlins' Director of Scouting, beginning on June 14, 2002. Mr. Meek began his career in professional scouting in 1991 following a 14-year collegiate coaching career. He began his scouting career as an area scout for the Detroit Tigers from 1991-95, before joining the Tampa Bay Devil Rays in 1996 as a National Crosschecker, a position he held through the 2000 season. Meek served as the Montreal Expos' National Crosschecker in 2001 before joining the Marlins in the same capacity in February 2002.

Prior to his scouting career, Meek spent 14 years at the University of Oklahoma, serving as the pitching coach from 1977-89 and interim head coach in 1990. As the Sooners' pitching coach, Meek worked with former Marlins and former first-round draft picks, RHPs Jack Armstrong and Bobby Witt. Meek was a left-handed pitcher for the Sooners from 1972-'74 and was selected by the St. Louis Cardinals in the 15th round of the 1974 draft. He pitched in the Cardinals minor league system for four seasons before joining the Sooners' coaching staff.

Meek and his wife, Gina, reside in Norman, Oklahoma. They have Two daughters, Paige and Taylor, and a son, Hunter, along with four grandsons.



JORGE POSADA

ADVISOR, BASEBALL OPERATIONS

Jorge Posada enters his second season as Special Advisor of Baseball Operations with the Miami Marlins, after joining the organization in February of 2019.

Mr. Posada enjoyed a 17-year career in Major League Baseball, all with the New York Yankees. He was selected in the 24th round of the 1990 First-Year Player Draft as an infielder, but eventually transitioned to play catcher. During his time with the Yankees organization, he collected six All-Star appearances, six Silver Slugger awards, and four World Series rings. He hit .273 with 275 career home runs and 1065 RBI and his home runs rank ninth all-time among catchers, while his 936 career walks rank fourth among catchers. His #20 was retired by the Yankees in 2015.

Mr. Posada was born in Santurce, Puerto Rico, however his family is originally from Cuba. He and his wife, Laura, have a son, Jorge Luis and daughter, Paulina.





FIELD AND CLUBHOUSE STAFF





8 DON MATTINGLY

MANAGER

 BORN
EVANSVILLE, IN

 DOB
APRIL 20, 1961

COACHING & PLAYING CAREER

MANAGERIAL / COACHING CAREER

- Don Mattingly is entering his fifth year as manager for Miami, following a five-year stint with the Los Angeles Dodgers.
- In **2019**, he became the longest-tenured manager in Club history.
- His 276 wins as Marlins manager are tied with Fredi González for the second-most in franchise history, trailing only Jack McKeon (281).
- Following the **2018** season, was manager of MLB Team during seven-game Japan All-Star Series with Nippon Professional Baseball. Marked 37th time since 1908 that Major Leaguers have toured Japan for exhibition games.
- After **2017** campaign began with 21-30 record through May, ranking 27th in the Majors and 12th in the National League, guided club to a 45-37 record from June 1-August 31 and finished season with eighth-best record in NL, 18th in Majors.
- In **2016**, his first season with Marlins, led team to third-place finish in National League East with 79-82 record. Marked an eight-win improvement over 2015 club that went 71-91, and 79 wins were most by any Marlins team since 2010 (80).
- As manager of Los Angeles Dodgers from 2011-'15, owned winning records in each of his five seasons, including three consecutive division titles from 2013-15, the first time in Club history that the Dodgers reached the postseason in three straight seasons.
- Mattingly's .551 winning percentage ranked sixth in Dodgers history among managers with at least 250 games at the helm.
- In his five seasons, Dodgers led Majors with .590 winning percentage (206-143) after All-Star break.
- The **2014** Dodgers remained over the .500 mark all year and finished the season without a losing streak longer than three games, joining the 1988 (161 games) and 1924 clubs (154 games) as the only teams in franchise history to go the entire season without a four-game slide (*Stats LLC*).
- Finished second in NL Manager of the Year voting in **2013** after guiding Dodgers from 12 games under .500 and 9.5 games out of first place in June to a division title by 11.0 games over Arizona.
- From June 22-Aug. 17, **2013**, guided Dodgers on an historic 42-8 (.840) stretch, the franchise's best 50-game run in Modern Era (since 1900). According to the *Elias Sports Bureau*, the Dodgers' 42 wins were tied for second-most by a Major League team in a 50-game span since 1900: the 1912 Giants, 1941 Yankees and 1942 Cardinals also posted 42-8 records during 50-game runs, while the Cubs went 45-5 during a 50-game stretch in 1906.
- Won Major League managerial debut with a 2-1 victory over Giants on March 31, **2011**.
- On Sept. 17, **2010**, it was announced that Mattingly would replace Joe Torre at the end of the season and become the 29th manager in Dodger franchise history (ninth in Los Angeles).
- Prior to managing, served as a coach under Torre from 2004-'10. Was Yankees hitting coach from 2004-'06, Yankees bench coach in 2007, and took over as Dodgers' hitting coach at All-Star break in 2008 until being named manager.
- Also spent seven seasons as a special instructor during Yankees' Spring Training in Tampa, FL from 1997-2003, and managed Phoenix Desert Dogs in the **2010** Arizona Fall League.

PLAYING CAREER

- Played entire 14-year Major League career from **1982-95** with New York Yankees.
- Amassed 2,153 hits, 222 home runs, 1,099 RBI and a .307 lifetime average in 1,785 games.
- Was six-time American League All-Star and was voted starting first baseman on American League squad in **1987** Midsummer Classic in Oakland.
- Was nine-time Rawlings® Gold Glove Award winner at first base, including five consecutive awards (1985-89) and four in-a-row from **1991-94**.
- Won **1984** batting title with a .343 average.
- Named American League Most Valuable Player in **1985** after batting .324 with a league-leading 48 doubles, a career-high 35 homers and career-best 145 RBI.
- In **1986**, led AL with 238 hits and 53 doubles. Finished second in MVP vote that season.

MOST GAMES MANAGED

MARLINS HISTORY

MANAGER	GAMES	MANAGER	GAMES
DON MATTINGLY	646	EDWIN RODRIGUEZ	163
FREDI GONZÁLEZ	555	JOE GIRARDI	162
JACK MCKEON	538	OZZIE GUILLEN	162
RENE LACHEMANN	506	DAN JENNINGS	124
JOHN BOLES	446	TONY PÉREZ	114
MIKE REDMOND	362	COOKIE ROJAS	1
JIM LEYLAND	324	BRANDON HYDE	1
JEFF TORBORG	200		



MATTINGLY CHARITIES

Don Mattingly created **Mattingly Charities** in 2007 in North Haven, Connecticut, while serving as bench coach for the New York Yankees. In 2015, he and his wife Lori moved its headquarters to Evansville, Indiana, to focus on impacting underserved children in their home town. It has since branched out to partner with a number of Evansville organizations to award grant funds towards programs and projects helping underserved youth in the areas of education, social development, and athletics.



Mattingly recently infused his Mattingly Charities efforts in South Florida by starting the Mattingly **Futuras Estrellas** program. Through his charitable efforts, the program engages with local non-profit organizations making an impact in education as well as serving children and families through the arts to provide South Florida area youth and their families the opportunity to attend a Miami Marlins game and enjoy an unforgettable baseball experience, including a meet and greet with the Manager himself.

In December, 2019, Mattingly Charities hosted its 5th annual Find A Way fundraising event. With the help of generous donations and matching grants from Mattingly Charities and the William E. Schmidt Foundation, over \$80,000 was raised to support and expand the Jacobsville Kid Zone program at the Dream Center Evansville.

MATTINGLY'S MANAGERIAL HISTORY

YEAR	CLUB	LEAGUE	WINS	LOSSES	PCT.	FINISH
2011	DODGERS	NATIONAL	82	79	.509	3RD
2012	DODGERS	NATIONAL	86	76	.531	2ND
2013	DODGERS	NATIONAL	92	70	.568	1ST
		POSTSEASON	5	5	.500	LOST IN NLCS
2014	DODGERS	NATIONAL	94	68	.580	1ST
		POSTSEASON	1	3	.250	LOST IN NLDS
2015	DODGERS	NATIONAL	92	70	.568	1ST
		POSTSEASON	2	3	.400	LOST IN NLDS
2016	MARLINS	NATIONAL	79	82	.491	3RD
2017	MARLINS	NATIONAL	77	85	.475	2ND
2018	MARLINS	NATIONAL	63	98	.391	5TH
2019	MARLINS	NATIONAL	57	105	.352	5TH
	MAJORS	REGULAR SEASON	720	733	.496	
		POSTSEASON	8	11	.421	
	DODGERS		446	363	.551	
	MARLINS		276	370	.427	

- In **1987**, tied Dale Long's Major League record by hitting at least one home run in eight consecutive games (record later tied again by Ken Griffey Jr. of Seattle in 1993).
- In '87, set Major League record by hitting six grand slams in a season, a record matched by Travis Hafner during 2006 season. His grand slams in 1987 were only six of his career.
- His No. 23 was retired by Yankees on Aug. 31, **1997**. Also had a plaque dedicated to him in Monument Park at Yankee Stadium that reads in part: "A humble man of grace and dignity, a captain who led by example, proud of the Pinstripe tradition and dedicated to the pursuit of excellence".

PERSONAL/MISCELLANEOUS

- Donald Arthur Mattingly...married his wife, Lori, in December 2010 in Indiana...has four sons: Taylor, Preston, Jordan and Louis Riley, who was born Nov. 29, 2014, as well as two stepsons, Isaac and Reynolds...Taylor was selected by Yankees in 42nd round of 2003 draft...Preston, who was selected by Dodgers as a sandwich pick (31st overall) in 2006 draft and finished his college basketball career at Lamar University in Beaumont, Texas in 2016, is currently an amateur scout for the San Diego Padres...was born and raised in Evansville, Indiana, where a street was re-named in his honor in November 2013 as "Don Mattingly Way"...was one of nation's top prospects as a high school player at Reitz Memorial High School and was drafted by New York Yankees in 19th round of 1979 draft...was honored with Tommy Lasorda Award at Professional Baseball Scouts Foundation's 10th annual "In the Spirit of the Game" dinner at the Hyatt Regency Century Plaza in 2013...played part of Mother Ginger in a local Evansville ballet company's production of the Nutcracker in 2012 and 2013...appeared in a baseball-themed episode of The Simpsons, entitled "Homer at the Bat," which originally aired in February 1992...the episode was recognized by the National Baseball Hall of Fame to pay tribute to the show's 25th anniversary on May 27, 2017 as part of Hall of Fame Classic Weekend.

BATTING HISTORY

YEAR	CLUB	AVG.	G	AB	R	H	2B	3B	HR	RBI	SH	SF	HBP	BB	SO	SB	CS	OBP	SLG	E
1982	YANKEES	.167	7	12	0	2	0	0	0	1	0	1	0	0	1	0	0	.154	.167	0
1983	YANKEES	.283	91	279	34	79	15	4	4	32	2	2	1	21	31	0	0	.333	.409	3
1984	YANKEES	.343	153	603	91	207	44	2	23	110	8	9	1	41	33	1	1	.381	.537	6
1985	YANKEES	.324	159	652	107	211	48	3	35	145	2	15	2	56	41	2	2	.371	.567	7
1986	YANKEES	.352	162	677	117	238	53	2	31	113	1	10	1	53	35	0	0	.394	.573	7
1987	YANKEES	.327	141	569	93	186	38	2	30	115	0	8	1	51	38	1	4	.378	.559	5
1988	YANKEES	.311	144	599	94	186	37	0	18	88	0	8	3	41	29	1	0	.353	.462	9
1989	YANKEES	.303	158	631	79	191	37	2	23	113	0	10	1	51	30	3	0	.351	.477	7
1990	YANKEES	.256	102	394	40	101	16	0	5	42	0	3	3	28	20	1	0	.308	.335	3
1991	YANKEES	.288	152	587	64	169	35	0	9	68	0	9	4	46	42	2	0	.339	.394	5
1992	YANKEES	.288	157	640	89	184	40	0	14	86	0	6	1	39	43	3	0	.327	.416	4
1993	YANKEES	.291	134	530	78	154	27	2	17	86	0	3	2	61	42	0	0	.364	.445	3
1994	YANKEES	.304	97	372	62	113	20	1	6	51	0	4	0	60	24	0	0	.397	.411	2
1995	YANKEES	.288	128	458	59	132	32	2	7	49	0	8	1	40	35	0	2	.341	.413	7
	MINORS	.332	500	1842	288	612	112	16	37	346	9	31	8	232	132	17	16	.403	.471	28
	MAJORS	.307	1785	7003	1007	2153	442	20	222	1099	13	96	21	588	444	14	9	.358	.471	68

POSTSEASON HISTORY

YEAR	CLUB	SERIES	AVG.	G	AB	R	H	2B	3B	HR	RBI	SH	SF	HBP	BB	SO	SB	CS	OBP	SLG	E
1995	NY/SEA	ALDS	.417	5	24	3	10	4	0	1	6	0	0	0	1	5	0	0	.440	.708	0

ALL-STAR HISTORY

YEAR	CLUB/TM, SITE	AVG.	G	AB	R	H	2B	3B	HR	RBI	SH	SF	HBP	BB	SO	SB	CS	OBP	SLG	E
1984	AL/NYY, SF	.000	1	1	0	0	0	0	0	0	0	0	0	0	0	0	0	.000	.000	0
1985	AL/NYY, MIN	.000	1	1	0	0	0	0	0	0	0	0	0	0	0	0	0	.000	.000	0
1986	AL/NYY, HOU	.000	1	3	0	0	0	0	0	0	0	0	0	0	0	2	0	.000	.000	0
1987	AL/NYY, OAK	.000	1	1	0	0	0	0	0	0	0	0	0	2	0	0	0	.667	.000	0
1988	AL/NYY, CIN	.000	1	2	0	0	0	0	0	0	0	0	0	0	0	0	0	.000	.000	0
1989	AL/NYY, ANA	1.000	1	1	0	1	1	0	0	0	0	0	0	0	0	0	0	1.000	2.000	0
TOTALS		.111	6	9	0	1	1	0	0	0	0	0	0	2	2	0	0	.273	.222	0

MOST WINS BY MANAGER

(since 2013, active managers only)

MANAGER	RECORD	WIN%
TERRY FRANCONA	638-494	.564
JOE MADDON	640-495	.564
BOB MELVIN	590-544	.520
DON MATTINGLY	554-578	.489

Elias Sports Bureau

MOST WINS AS MARLINS MANAGER

MANAGER	RECORD	WIN%	MANAGER	RECORD	WIN%
JACK MCKEON	281-257	.522	JOE GIRARDI	78-84	.481
DON MATTINGLY	276-370	.427	EDWIN RODRIGUEZ	78-85	.479
FREDI GONZÁLEZ	276-279	.497	OZZIE GUILLEN	69-93	.426
RENE LACHEMANN	221-285	.437	DAN JENNINGS	55-69	.444
JOHN BOLES	205-241	.460	TONY PÉREZ	54-60	.474
MIKE REDMOND	155-207	.428	COOKIE ROJAS	1-0	1.000
JIM LEYLAND	146-178	.451	BRANDON HYDE	0-1	.000
JEFF TORBORG	95-105	.475			



21 WELLINGTON CEPEDA

BULLPEN COACH

BORN
LA VEGA, OR

DOB
NOVEMBER 25, 1973

COACHING & PLAYING CAREER

COACHING CAREER

- Wellington Cepeda will enter his first season in the Majors as Miami's bullpen coach.
- He spent his previous 16 campaigns in professional coaching with Arizona.
- In **2019**, was manager for the Rookie AZL Diamondbacks and finished 26-30, fourth in the AZL East.
- The Club led the AZL with a .234 average against, ranked fourth in strikeouts (577), tied for sixth in ERA (4.02), and ninth in WHIP (1.38).
- Was Short-Season pitching coordinator from **2016-18**. Prior, he was a pitching coach in Arizona's system with Double-A Mobile (**2014-15**), Single-A South Bend (**2005-07**, **2010-13**), Single-A Adv. Visalia (**2008-09**), Rookie-Adv. Missoula (**2003-04**), and DSL D-backs (**2001-02**).
- In **2013**, joined the Diamondbacks Major League coaching staff in September when the rosters expanded.

PLAYING CAREER

- Went 16-11 with a 4.62 ERA in 123 games (six starts) across four seasons in the D-backs system from **1997-2000**.
- In **1997** with the Arizona Summer League club, went 4-0 with a 1.64 ERA.
- Began his career in **1996** with Boca Chica in the Dominican Summer League.

PERSONAL/MISCELLANEOUS

- Resides in New York...married to Amber Ventura and has two children, Greyling and Wellington Jr.



40 ERIC DUNCAN

HITTING COACH

BORN
FLORHAM PARK, NJ

DOB
DECEMBER 7, 1984

COACHING & PLAYING CAREER

COACHING CAREER

- Eric Duncan enters his second season with the Marlins organization. It marks his first season as the team's hitting coach, after serving as the minor league hitting coordinator through April 2019 when he was promoted to the assistant hitting coach.
- In **2017** and **2018**, Duncan served as the hitting coach for the Tampa Yankees/Tarpons, the Yankees' High-A affiliate in the Florida State League.
- In **2015** and **2016**, he was the hitting coach for the Staten Island Yankees, the Short-Season affiliate for New York-AL.
- Prior to his time as a coach in the Yankees' organization, he was a volunteer coach for the Seton Hall Pirates.

PLAYING CAREER

- Played seven seasons in the New York Yankees' minor league system from **2003-2009**. In **2010** he played in the Braves system. In **2011** he played in the Cardinals system. In **2012** he played his final season of professional baseball in the Royals system.
- He was drafted in the first round by the Yankees in the 2003 First-Year Player Draft.

PERSONAL/MISCELLANEOUS

- Eric Anthony Duncan...was drafted by the Yankees out of Seton Hall Preparatory School in West Orange, N.J....has a bachelor's degree in
- Political Science from Seton Hall University...resides in Maryland with his wife, Alison, and daughter, Olivia.



85 ROB FLIPPO

BULLPEN COORDINATOR

BORN
LODI, CA

DOB
SEPTEMBER 9, 1966

COACHING & PLAYING CAREER

COACHING CAREER

- Rob Flippo begins his third season as Miami's bullpen coordinator. Flippo had previously served under Mattingly while with the Los Angeles Dodgers.
- For the previous 16 seasons, Flippo had been the bullpen catcher and batting practice pitcher for the Dodgers.
- His first professional coaching assignment was as bullpen coach for Single-A Wilmington in Dodgers' organization in **2001**.
- Prior to his run in Los Angeles, he held several coaching positions at the collegiate level.
- From **1999-2001**, he was a hitting instructor and outfield/catchers coach, while also serving as strength and conditioning coordinator, at University of North Carolina-Wilmington under head coach Mark Scalf.
- In addition to his two years at UNCW, he was also an assistant coach at Fresno State University (**1996**) and South Alabama (**1998**).

PLAYING CAREER

- Played one season with Dodgers' Single-A Affiliate in Bakersfield in **1989**, appearing in 19 games.

PERSONAL/MISCELLANEOUS

- Robert B. Flippo...married to wife Kelly...couple has two children; daughter Brittony and son Ryan...graduated from Fresno State University with a bachelor's degree in psychology in 1994, before earning a master's degree in physical education from the University of South Alabama (Mobile) in 1998 with an emphasis in Exercise Physiology...attended San Joaquin Delta College (1986)...continued education and collegiate playing career at University of Pacific, where he was a two-year letterman, served as team captain, and was named Conference Scholar Athlete in 1987.



28 BILLY HATCHER

1ST BASE COACH

BORN
WILLIAMS, AZ

DOB
OCTOBER 4, 1960

COACHING & PLAYING CAREER

COACHING CAREER

- Billy Hatcher enters his first season with the Marlins organization as the team's first base coach.
- He began his coaching career with in the Tampa Bay organization, where he coached for 10 years. He served as a roving Minor League Instructor in **1996**, then as a Minor League coach for the **1997** Florida State League Champion St. Petersburg. From **1998-2005**, he was a member of the Major League coaching staff with Tampa Bay. From **2006-2019**, he served as a member of the Cincinnati Reds Major League coaching staff. He began as a first base coach, and served in the role for 10 years before being named the team's third base coach in October of **2015**. He held that position for three seasons through the **2018** season. In **2019**, he served as the outfield/baserunning coordinator.

PLAYING CAREER

- Played 12 seasons in the Majors from **1984-1995** batting .264 (1146x4339) across 1233 games. Throughout his career he played for the Cubs, Astros, Pirates, Reds, Red Sox, Phillies, and Rangers.

- He was a member of the 1990 Cincinnati Reds World Series team, hitting .750 (9x12) with four doubles, a triple, two RBI, and six runs scored in the World Series. His .750 average in the four-game sweep broke a World Series record previously held by Babe Ruth (.625 in 1928). He also established new records for a four-game World Series in doubles (4) and consecutive hits (7). In 14 career playoff games, he hit .404 (21x52) with five doubles, a triple, two home runs, and six RBI.
- He was drafted in the sixth round by the Cubs in the 1981 Draft.

PERSONAL/MISCELLANEOUS

- Billy Hatcher...graduated from Williams (AZ) High school in 1979...as a junior in High School pitched an 11-inning no-hitter...attended Yavapai Community College in Prescott, AZ where he was a junior college All-American selection...is married to Karen with two kids, Derek and Chelsea...Derek was Florida's 2004 Class A Player of the Year in football at Berkeley Prep and played for the university of Richmond, which won the 2008 NCAA Football Championship Subdivision national title... Chelsea played soccer at the University of Tennessee.



3 TREY HILLMAN

3RD BASE COACH

BORN
AMARILLO, TX

DOB
JANUARY 4, 1963

COACHING & PLAYING CAREER

MANAGERIAL / COACHING CAREER

- Trey Hillman is entering his second season with the Marlins organization. It is his first year as third base coach after spending **2019** as the first base coach. Hillman continues the role of infield instructor.
- It will mark his 30th year as a coach or manager in Major League Baseball, Minor League Baseball, Japan, and Korea.
- He returned to the United States after serving as manager of SK Wyverns in South Korea's KBO from **2014-18**, a stint which concluded with a Korean Series victory last November.
- Marked his third trip to the postseason with SK Wyverns in five years at the helm (Wild Card round losses in 2015 & '17).
- He is the only person to manage in Japan (Hokkaido Nippon Ham Fighters, 2003-07), Korea (SK Wyverns, 2014-18), and Major League Baseball (Kansas City, 2008-10).
- He is the only manager ever to win both the Korean Series (2018) and Japan Series (2006).
- This is his second stint on a Don Mattingly staff, as he served as bench coach for Mattingly with the Dodgers from **2011-13**.
- Prior to joining Mattingly's staff, served as manager of the Kansas City Royals from **2008-10**, compiling a 152-207 record.
- Managed the Hokkaido Nippon Ham Fighters from **2003-07**, guiding the club to two Japan Series appearances (2006, 2007), the 2006 Japan Series title and Konami Cup championship and three playoff appearances (2004, 2006 and 2007).
- He was named the 2006 Japan "Sportsman of the Year" by the 2006 Foreign Sportswriters of Japan.

- Served as the Director of Player Development with the Texas Rangers in **2002**.
- Managed in the New York Yankees' minor league system from **1990-2001** where he compiled an 855-761 (.529) record, leading his teams to eight winning seasons and four playoff appearances.
- Began his managerial career at 27 years old with Short-Season A Oneonta in the New York-Penn League in **1990**.
- Began his coaching career in 1989 with Single-A Prince William.
- Began his non-playing career as a scout in the Cleveland organization from **1987-1988**.

PLAYING CAREER

- Played three seasons in the Cleveland Indians' minor league system from **1985-1987** as a middle infielder and third baseman for the Batavia Trojans, Waterloo Indians, Waterbury Indians and Kinston Indians.
- Signed by the Indians as a free agent on June 22, 1985.

PERSONAL/MISCELLANEOUS

- Thomas Brad Hillman and his wife, Marie, reside in Liberty Hill, TX, and have two children, son T.J. and daughter Brianna...attended and played baseball at the University of Texas-Arlington and was an All-Southland Conference infielder for three seasons...has a bachelor's degree in Health and Sports Studies...is a member of the UT-Arlington Hall of Fame and Southland Conference Hall of Fame and is a Distinguished Alumni Honoree at UT-Arlington...enjoys playing the guitar, drumming, hunting, fishing and spending time with his family.



12 EDDY RODRIGUEZ

CATCHING COACH

BORN
VILLA CLARA, CU

DOB
DECEMBER 1, 1985

COACHING & PLAYING CAREER

COACHING CAREER

- Eddy Rodríguez enters his first season with the Marlins organization as the catching coach.
- In **2019**, was the Angels minor league catching coordinator, his first professional coaching position.

PLAYING CAREER

- Spent 10 seasons in the Minors from **2006-2008** and **2011-2017**, batting .213 (444x2088) across 618 games.
- Held a career 32.7% caught stealing percentage, throwing out 207 baserunners over 633 stolen base attempts.
- Made his MLB debut in **2012** with San Diego and hit a home run in his first ML at-bat off of Johnny Cueto.
- Played in two games for the Padres before returning to the Minors.
- He was drafted by the Cincinnati Reds in the 20th round of the 2006 First Year Player Draft.

PERSONAL/MISCELLANEOUS

- Eddy Rodríguez...defected from Cuba with family at the age of seven...graduated from Coral Gables Senior High School and attended the University of Miami.



18 ROBERT RODRIGUEZ

ASSISTANT HITTING COACH

BORN
MIAMI, FL

DOB
DECEMBER 17, 1980

COACHING & PLAYING CAREER

COACHING CAREER

- Robert Rodríguez enters his third season with the Marlins organization, and first as a member of the Major League coaching staff.
- In **2019**, he was the manager of the GCL Marlins, leading them to an East Division title with a 28-22 record. His efforts earned him Miami's 2019 Staff Member of the Year.
- In **2018**, he served as a defensive coach with Triple-A New Orleans.
- Before joining the Marlins organization in **2017**, he spent 10 years coaching amateur baseball at the high school and travel ranks.

PLAYING CAREER

- He signed as a non-drafted free agent with the Montreal Expos, playing in their minor league system from 2002-2006.

PERSONAL/MISCELLANEOUS

- Robert Rodríguez...brother of MLB player Sean Rodriguez...his father, Johnny Rodriguez, has served as a coach and instructor in the Cardinals' organization since 2010.



82 JAMES ROWSON

BENCH COACH

BORN
MOUNT VERNON, NY

DOB
SEPTEMBER 12, 1976

COACHING & PLAYING CAREER

COACHING CAREER

- James Rowson will begin his first season with the Marlins as bench coach.
- It is his 19th season coaching at the professional level. He spent the prior three seasons as the Minnesota Twins hitting coach.
- In **2019**, he guided the Twins offense to 307 home runs, the most in Major League history. The club also led the Majors in RBI (906), ranked second in runs (939), hits (1547), average (.270), and slugging percentage (.494).
- They set the Club record for most runs scored in a season, extra-base hits (648), and slugging percentage.
- In his first season as Minnesota's hitting coach in **2017**, the club scored 815 runs, the fourth most in club history at the time, and hit 206 home runs, third most at the time.
- The team ranked third in the AL in walks (593) and fourth in runs (815) and on-base percentage (.334).
- Served as the Yankees Minor League hitting coordinator in **2014-2016** and also from **2008-2011**.
- Spent three seasons with the Cubs from **2011-2013**, beginning as minor league hitting coordinator before being promoted to the Major League hitting coach during the **2012** season.
- Spent his first six season in professional coaching from 2002-2007 as hitting coach at the Single-A and Rookie levels.

PLAYING CAREER

- Hit .204 (111x544) with 26 doubles, seven triples, nine home runs, 60 RBI, 73 runs scored and 23 stolen bases in 178 career professional games.
- Spent three minor league seasons in the Mariners' (**1995-96**) and Yankees' (**1997**) organizations before playing for Cook County in the Independent Heartland League in **1998**.
- Selected by Seattle in ninth round of **1994** First-Year Player Draft.

PERSONAL/MISCELLANEOUS

- James Frank Rowson...resides in Spring Hill, FL with his wife, Maria, and three daughters, Katiria, Kiana, and Gabriella...1994 graduate of Mount St. Michael High School in Bronx, NY.

FRONT OFFICE

FIELD STAFF

PLAYERS

CLUB HISTORY

POSTSEASON HISTORY

PLAYER DEVELOPMENT

OPPONENTS

GENERAL INFORMATION



30 MEL STOTTEMYRE, JR.

PITCHING COACH

BORN
PROSSER, WA

DOB
DECEMBER 28, 1963

COACHING & PLAYING CAREER

COACHING CAREER

- Mel Stottlemire Jr. is entering his second season as Marlins' pitching coach. It will mark his seventh season as a Major League pitching coach, and his ninth as a Major League coach.
- In his first season with the Marlins in **2019**, Jr., Marlins pitchers showed marked improvements in a variety of categories. Marlins pitchers combined to allow 48 less hits in 2019 despite pitching 2.1 more innings than 2018, trimming their opponent batting average from .254 in 2018 to .245. The staff lowered its collective ERA from 4.76 to 4.74, while the bullpen lowered its ERA from 5.33 to 4.97. The 'pen's strikeout-per-nine inning ratio jumped from 8.0 to 9.2. Marlins starters posted a 4.59 ERA (888.0/453), a .240 average, and 808 strikeouts against 345 walks; they posted 96 more strikeouts than 2018 Marlins starters. Rookies accounted for 76 total starts (47% of starts), eight more starts than the previous season.
- Spent the previous three seasons as Mariners' pitching coach, during which time Seattle registered the sixth-best team ERA (4.19) and average against (.253) in the American League.
- Also during his tenure, the Mariners posted the seventh-most strikeouts (3,890) and second-fewest walks (1,350) for a 2.88 strikeout/walk ratio that ranked fifth in the American League.
- In **2018**, Seattle's strikeout/walk ratio was 3.32, third-best in the American League and the best single-season mark of Stottlemire's tenure.
- Spent **2002-15** in the Arizona Diamondbacks organization, serving as bullpen coach (**2014-15**) following stints as its minor league pitching coordinator (**2011-13**), Major League pitching coach (**2009-10**), minor league pitching coordinator (**2007-09**), and minor league pitching coach with affiliates in Missoula (**2005-06**), El Paso (**2004**), Lancaster (**2003**) and Yakima (**2002**).

- Began his coaching career as the pitching coach with the University of Nevada-Las Vegas (his alma mater) in **2001**.

PLAYING CAREER

- Pitched in six minor league seasons in the Houston (**1985-1987**) and Kansas City (**1987-1990**) organizations, combining to go 25-24 with a 3.50 ERA (416.2 ip/162 er) and 24 saves in 122 appearances (57 starts)
- Pitched briefly in Majors with Kansas City, going 0-1 with a 4.88 ERA (31.1/17) in 13 games (two starts) in 1990.
- Was originally selected by Houston in first round of 1985 January Draft.
- Was also drafted by Seattle in 28th round of 1982 June Draft, but did not sign.

PERSONAL/MISCELLANEOUS

- Melvin Leon Stottlemire Jr....resides in Lewiston, ID, with his wife, Lisa... has three children: Maleigha, Colton and Blaise...graduated from Davis High School in Yakima, WA, in 1982...drafted by Seattle following his senior year of high school, but did not sign...attended the University of Nevada-Las Vegas... was the Astros first-round selection in the 1985 January Draft...owns Stotts Fishing Adventures on the Clearwater River near Lewiston, ID...his late father, Mel Sr., was a five-time AL All-Star (1965-66, '68-70) and went 164-139 with a 2.97 ERA over 11 Major League seasons with the Yankees, and served as pitching coach for the Yankees from 1996-2005 and the Mariners in 2008... brother, Todd, was 138-121 with a 4.28 ERA in 15 Major League seasons with the Blue Jays (1988-94), A's (1995), Cardinals (1996-98), Rangers (1998) and D-backs (1999-2002).



MARLINS NOTES

MARLINS ALL-TIME COACHING ROSTER

NAME	POSITION	YEARS	NAME	POSITION	YEARS
ARNSBERG, BRAD	PITCHING	2002-03	LACHEMANN, MARCEL	PITCHING	1993-94
ARSENAULT, PIERRE	BULLPEN COORDINATOR	2002-10	LEARY, ROB	BENCH	2013-15
BONDS, BARRY	HITTING	2016	LIVESEY, JEFF	ASSISTANT HITTING	2019
BREEDEN, JOE	BULLPEN	1995-96, 2001	LUCAS, ED	ADMINISTRATIVE	2017-18
	BENCH	1999-2001	MALLEE, JOHN	HITTING	2010-11
BROCK, TARRIK	FIRST BASE/OUTFIELD	2010	MALOOF, JACK	HITTING	1999-2001
BUNDY, LORENZO	BASERUNNING/OUTFIELD	1998, 2016-17	MANUEL, JERRY	BENCH	1997
BUTLER, BRETT	THIRD BASE/OUTFIELD	2014-15	MARTINEZ, TINO	HITTING	2013
CEPEDA, WELLINGTON	BULLPEN	2020-	MATTINGLY, DON	MANAGER	2016-
COLLINS, DAVE	FIRST BASE	2010	MAY, MILT	HITTING	1997-98
CORA, JOEY	BENCH	2012	MCCLURE, BOB	BULLPEN	1994
CORNELIUS, REID	BULLPEN	2010-16	MEACHAM, BOBBY	THIRD BASE	2006
COX, JEFF	THIRD BASE	2004-05	MENECHINO, FRANK	ASSISTANT HITTING	2014-18
	BENCH	2003	MORALES, JOSE	HITTING	1995-96
	BULLPEN	2002	NIEVES, JUAN	PITCHING	2016-18
DAVIS, DOUG	BENCH	2003-04	PAGLIARULO, MIKE	HITTING	2017-19
DONNELLY, RICH	THIRD BASE	1997-98	PENTLAND, JEFF	HITTING	1996
DORANTE, LUIS	BULLPEN	2005	PEREZ, EDUARDO	HITTING	2011-12
DUBEE, RICH	PITCHING	1998-2001	PIERSON, JOHN	HITTING	2013
DUNCAN, ERIC	ASSISTANT HITTING	2019	PINSON, VADA	FIRST BASE	1993-94
	HITTING	2020-	PORTER, BO	THIRD BASE/OUTFIELD	2007-09
DUNLOP, HARRY	BENCH	2005	PRESLEY, JIM	HITTING	2006-10
ESPADA, JOE	THIRD BASE/INFIELD	2010-13	RADER, DOUG	HITTING	1993-94
FOSTER, STEVE	BULLPEN	2007-09	REBERGER, FRANK	BULLPEN	1993-94
FOX, ANDY	FIRST BASE/INFIELD	2007-09	REDMOND, MIKE	MANAGER	2013-15
GOFF, MIKE	BENCH COACH	2015	RENICK, RICK	BENCH	2002
GONZÁLEZ, FREDI	THIRD BASE	2017-19	ROBINSON, BILL	HITTING	2002-05
	MANAGER	2007-10	RODRÍGUEZ, EDDY	CATCHING	2020-
	BENCH	2001	RODRÍGUEZ, ROBERT	ASSISTANT HITTING	2020-
	THIRD BASE	1999-2001	ROJAS, COOKIE	THIRD BASE	1993-96
GUILLÉN, OZZIE	MANAGER	2012	ROSENTHAL, WAYNE	PITCHING	2003-04
	THIRD BASE	2002-03	ROTHSCHILD, LARRY	PITCHING	1995-97
HARKEY, MIKE	BULLPEN	2006	ROWSON, JAMES	BENCH	2020-
HARRIS, LENNY	THIRD BASE	2016	SANDT, TOMMY	FIRST BASE	1997-98
	ASST. HITTING/THIRD BASE	2015	SCHNEIDER, BRIAN	CATCHING	2016-19
HATCHER, BILLY	FIRST BASE/OUTFIELD	2020-	SHINE, PAT	ADMINISTRATIVE	2014-16
HERNÁNDEZ, CHUCK	PITCHING	2013-15	ST. CLAIRE, RANDY	PITCHING	2010-12
HILL, PERRY	FIRST BASE/INFIELD	2013-18	STOTTEMYRE JR., MEL	PITCHING	2019-
		2002-06, 2011	TAYLOR, TONY	BULLPEN	2004
HILLMAN, TREY	FIRST BASE/INFIELD	2019		FIRST BASE	2001
	THIRD BASE/INFIELD	2020-		INFIELD/BULLPEN	1999-2001
HYDE, BRANDON	MANAGER	2011		FIRST BASE	2012
	BENCH	2010-11	THURMAN, GARY	BENCH	2007-10
JENNINGS, DAN	MANAGER	2015	TOSCA, CARLOS	BULLPEN	2017-19
JONES, LYNN	FIRST BASE	2001	TREANOR, DEAN	BENCH	2006
	THIRD BASE	2001	TUCK, GARY	BULLPEN COORDINATOR	2010-17
KIMM, BRUCE	BULLPEN	1997-98	URGELLES, JEFF	BENCH	2016-19
KRANITZ, RICK	PITCHING	2006-07	WALLACH, TIM	PITCHING	2005, '08-09
KUNTZ, RUSTY	FIRST BASE	1995-96, '99-2000	WILEY, MARK	ASSISTANT PITCHING	1995-96
			WILLIAMS, RICK		





GENE BASHAM

HEAD CERTIFIED ATHLETIC TRAINER

- Gene Basham enters his first season at the Marlins' head certified athletic trainer, his 20th season with the Marlins. He spent the previous four seasons as the Marlins' assistant athletic trainer, and was the Marlins' Athletic Training and Rehabilitation Coordinator for 13 seasons prior to that. As rehab coordinator, Basham oversaw all medical aspects of the Minor League system, including strength and conditioning and injury rehabilitation. In 2012, he was named the Marlins Player Development Person of the Year. Basham served as the athletic trainer for the Marlins' Double-A affiliates in 2002 and '03. In 2003, he was named the Marlins' Minor League Athletic Trainer of the Year.
- Basham served as the head athletic trainer for Venezuela's Pastora de los Luanos Baseball Club in 2001 and '02. Prior to holding that post, he spent two seasons as an athletic trainer in the Montreal Expos' system, serving as the athletic trainer for Cape Fear (A) in 2000 and Jupiter (A+) in 2001. He also served as an athletic trainer in the Texas Rangers' system from 1995-99. From 1995-97, he was an athletic trainer and graduate teaching assistant at Wichita State University.
- Basham graduated from Cal State-Northridge. He received his Master of Education in Sports Administration from Wichita State University, where he was a graduate assistant athletic trainer for the baseball team from 1996-'97. Basham resides in West Palm Beach, Fla., and has a son, Jackson, and daughter, Jade Savannah.



BRAD LAROSA

ASSISTANT CERTIFIED ATHLETIC TRAINER

- Brad LaRosa enters his first season as Miami's assistant certified athletic trainer; it will be his third with the organization, having worked as an athletic trainer at the Double-A level for the club in 2003 and at High-A in 2004. He rejoins the Marlins after spending 12 seasons as athletic trainer for the Oakland Athletics at the Triple-A level. Prior to that, he worked as an athletic trainer for three years at the Double-A Level in the St. Louis Cardinals system.
- LaRosa was named Pacific Coast League Athletic Trainer of the Year for the third time in 2019 (also, 2012 & 2016). He was named Texas League Athletic Trainer of the Year in 2006 and 2007, while taking home PBATS minor league athletic trainer of the year in 2007. He also worked the Futures Game in 2008.
- He is a certified member of the National Athletic Trainers' Association (NATA) and the Illinois Athletic Trainers Association. LaRosa obtained his bachelor's and master's degrees in Kinesiology at Southern Illinois University at Edwardsville.
- LaRosa and his wife, Denise, have two daughters, Lydia and Emma, and make their home in Illinois.



CHRIS MUDD

ASSISTANT CERTIFIED ATHLETIC TRAINER

- Chris Mudd enters his first season as assistant certified athletic trainer for the Marlins, after serving the same role with the Philadelphia Phillies for the previous five seasons. Prior to that, he spent 11 years in the Phillies player development system.
- Mudd spent three years (2012-14) with Lehigh Valley (AAA) and four years (2008-11) with Reading (AA). During that time, he was named to the Eastern League All-Star training staff in 2010, while also spending his offseasons as the athletic trainer for the Mesa Solar Sox of the Arizona Fall League (2008) and Yaquis de Obregon of the Mexican Pacific League (2009). He was the athletic trainer for the South Atlantic League Champion Lakewood BlueClaws and Florida State League Champion Clearwater Threshers in 2006 and 2007, respectively. Before joining the Phillies in 2004, he interned with the Rangers, White Sox and Braves.
- A 2000 graduate of Western Kentucky University with his bachelor's degree in exercise science, Mudd is also a 2002 graduate of the University of Alabama with his master's degree in sports medicine healthcare.
- Chris was born in Leitchfield, Ky., and currently resides in Elizabethtown, Ky., with his wife Carol and their twin sons, Jonah and Jacob.



DR. LEE KAPLAN

MEDICAL DIRECTOR

- Dr. Lee Kaplan begins his 12th season with the Miami Marlins organization as the Marlins' Medical Director. He is the Chief of UHealth Sports Medicine, and the Director of the UHealth Sports Institute. He is a Professor of Orthopaedic Surgery, Biomedical Engineering, and Kinesiology and Sports Sciences at the University of Miami Miller School of Medicine.
- Dr. Kaplan serves as Medical Director and Head Team Physician for University of Miami Athletics. He is an Orthopaedic consultant for the Pittsburgh Steelers.
- Dr. Kaplan earned his undergraduate degree at Johns Hopkins University in 1990 and his Doctor of Medicine degree from George Washington University in 1995. He completed his residency at the University of Miami/Jackson Memorial Hospital in 2000. He simultaneously completed a Sports Medicine/Shoulder Fellowship and a Clinical Instructor Sports Medicine/Research Fellowship at the University of Pittsburgh from 2000-02. Dr. Kaplan is certified by the American Board of Orthopaedic Surgeons and has earned his subspecialty in Sports Medicine.
- Dr. Kaplan is spearheading research into articular cartilage injuries and is an active member of several organizations, such as the American Orthopaedic Society for Sports Medicine, the American College of Sports Medicine and the Herodicus Society.



DR. DAN KANELL

SENIOR MEDICAL ADVISOR

- Dr. Dan Kanell begins his 28th season with the Marlins and 10th as the Club's Senior Medical Advisor, after joining the organization in 1992 as the team physician.
- Prior to joining the Marlins, Kanell served as the Miami Dolphins team physician for 25 years (1989-2013). He has also served as the medical director of Spring Training and orthopaedic consultant with the New York Yankees from 1974-94.
- Kanell was listed in "Best Doctors of America" southeast section from 1996 through 2014. In 1995, Kanell was honored as the "Doctor of the Year" by the Caducean Society of Ft. Lauderdale.
- Kanell graduated from the University of Pittsburgh School of Medicine in 1965. He completed his residency at New York University Medical Center and is certified by the American Board of Orthopaedic Surgery. He was the founder of the Broward County school board's Sports Medicine Program and is a member of the University of Pittsburgh Hall of Fame.
- Kanell, and wife, Diane, reside in Fort Lauderdale, Fla. They have four children: Debra, Daryl, Dana, and Danny. His son Danny, who played college football at Florida State and seven years in the NFL for the New York Giants, Atlanta Falcons and Denver Broncos, currently works as a football analyst for CBS Sports, FOX Sports 1, and SiriusXM.

MEDICAL CONSULTANTS

Dr. Eddie Alfonso	Optometrist	Dr. Thomas Best	Internal Medicine
Dr. Mike Baraga	Orthopedic Consultant	Dr. Barry Resnik	Dermatologist
Dr. Jean Jose	Radiologist	Dr. David Rosenberg	Internal Medicine
Dr. Dan Kanell	Senior Medical Advisor	Dr. Mike Sandler	Optometrist
Dr. Lee Kaplan	Medical Director	Dr. Wade Van Sice	Orthopedic Consultant
Dr. Ira Kotch	Dental	Ricardo Rosado	X-Ray Technician
Dr. James Mullen	Internist		





KEVIN BARR

STRENGTH & CONDITIONING COACH

- Kevin Barr begins his second season as the Marlins' strength and conditioning coach. He returned to the organization in 2018 as Minor League strength and conditioning coordinator. He was with the organization in 2001 in the coordinator role, and was also the club's Major League strength and conditioning intern in 1994 and 1995. In 2017 he was the Los Angeles Dodgers' Strength and Conditioning Consultant, as well as an Assistant NFL Combine Strength and Conditioning Coach at IMG Academy and the strength and conditioning coach for MLB at the World Baseball Classic tournament in Tokyo, Japan. He also spent 14 years (2003-16) as the Tampa Bay Rays Major League Strength and Conditioning Coordinator.
- Barr, a Certified Strength and Conditioning Specialist (CSCS) and Registered Strength and Conditioning Coach (RSCC), played baseball at the University of Toledo before transferring and graduating from Ohio University with a bachelor's and master's degree in Exercise Science and Sports Physiology. Certified FMS II, TPI, & OnBaseU. He and his wife, Heather, reside in Sarasota, FL and have a daughter, Savannah, and a son, Christopher.



STEVE CARLIN

MAJOR LEAGUE REHAB COORDINATOR

- Steve Carlin begins his first season as Major League Rehab Coordinator, and his third full year with the Marlins organization. He was the Club's Minor League Rehab Coordinator the last two seasons. Prior to joining the Marlins, Carlin spent a year as a Physical Therapist Fellow in the Kansas City Royals organization. Carlin is an Orthopedic Certified Specialist, and specializes in return to play performance.
- He graduated from Bucknell University, where he received his Bachelor of Arts in Economics and received his Doctorate of Physical Therapy from University of North Texas Health Science Center. He resides in Weston, Florida.



JOEY NERO

MAJOR LEAGUE INFORMATION & VIDEO COORDINATOR

- Joey Nero enters his fifth season with the Marlins, and his second as the Major League information and video coordinator. He joined the Marlins' organization in March 2016 serving as the Major League video assistant.
- Prior to joining the Marlins, Nero worked as a corporate attorney in Cleveland, Ohio. He began his career in baseball as a Baseball Operations Intern with the Cleveland Indians from 2013-15. With the Indians, he worked alongside coaches and coordinators at the organization's minor league affiliates to apply video and data to the player development process.
- A native of Valley View, Ohio, Nero graduated from Ohio State University in 2012 with a Bachelor of Education in Sports Leadership and Humanities, and received his Juris Doctor degree from Capital University Law School in Columbus, Ohio. He currently resides in Naples, Fla.



MANNY COLÓN

DIRECTOR, TEAM TRAVEL

- Manny Colón enters his 19th season with the Marlins and 10th as Director of Team Travel. He was appointed to the post on November 1, 2010 after two years as the Manager of Player Development and International Operations. Colón handles all the transportation logistics for Marlins players, coaches, and front office staff. Colón's responsibilities include bookkeeping of expenditures, petty cash reconciliation, arranging hotel rooms, buses, air travel, rental cars, baggage transportation, equipment, game tickets, and meal money for Spring Training, regular season and postseason games.
- Colón joined the Marlins in 2002 as a Marketing Intern and then became a Player Development Intern in Baseball Operations in '03. He was hired full time as Player Relations Assistant within Community Affairs in October of '03. He then was promoted to Player Development Assistant in Baseball Operations in '05.
- Colón graduated from the University of Tennessee at Martin in 2001 with a Bachelor of Science in Business Administration. He then continued his education, earning a master's in Sports Administration from St. Thomas University in Miami, Fla., in '03. He has been an adjunct professor and guest lecturer at various local universities over the past 10 years, and is currently on the advisory board of Arte Publico Press, the largest Latino publisher of contemporary and recovered literature by U.S. Latino authors.
- Colón was born in Monterey, Calif., and raised in Clarksville, Tenn. He has a daughter, Melanie, and a son, Jason, and currently resides in Tamarac, Fla. with his wife, Edmarie. His brother, Kelvin, currently works for the Los Angeles Dodgers as a scout for the South Florida area.



JOHN SILVERMAN

EQUIPMENT MANAGER

- John Silverman enters his 44th season as a Major League equipment manager, his 19th with the Marlins. Silverman began his career in 1977 with the Toronto Blue Jays before joining the Montreal Expos on December 22, 1980.
- Silverman started in baseball as a clubhouseman at Jarry Park in the summers from 1969-73, while studying at Baron Byng High School and Dawson College.
- He enjoys jogging, golf and alpine skiing.



MICHAEL "ROCK" HUGHES

VISITING CLUBHOUSE MANAGER

- Rock Hughes is in his 10th season as the visiting clubhouse manager and 28th overall with the Marlins. Hughes worked his way up through the clubhouse, starting as a visiting clubhouse attendant during the Marlins' inaugural season in 1993. He was on the visiting side for five years before moving over to the Marlins' home clubhouse for the next 12 seasons.
- Hughes attended Sonoma State University, where he was team captain on the Cossack's lacrosse team, earning conference All-Star honors in three of his four years.
- Hughes and his wife, Jennifer, have two daughters, Hayden and Devyn, and reside in Cooper City, Fla.

CLUBHOUSE ASSISTANTS



MICHAEL DIAZ
Assistant Clubhouse Manager
13th year with organization



DOMENIC CAMARDA
Umpire's Room Attendant/Home
Clubhouse
19th year with organization



FERNANDO D'VICENTE
Visiting Clubhouse Assistant
25th year with organization



SEAN MONAGHAN
Home Clubhouse
6th Year



CARLOS OCHOA
Bat Boy/Home Clubhouse
10th Year



GUS GIFFORD
Visiting Clubhouse
2nd Year



ANTHONY PEREZ
Bat Boy/Home Clubhouse
3rd Year



JEREMY RUDER
Home Clubhouse
15th Year





PLAYERS



2020 MARLINS 40-MAN ROSTER



FIELD STAFF

21 CEPEDA, WELLINGTON - Bullpen Coach
85 FLIPPO, Rob - Bullpen Coordinator
3 HILLMAN, Trey - 3rd Base Coach
18 RODRIGUEZ, Robert - Asst. Hitting Coach
30 STOTTLEMYRE JR., Mel - Pitching Coach

8 MATTINGLY, Don - Manager
40 DUNCAN, Eric - Hitting Coach
28 HATCHER, Billy - 1st Base Coach
12 RODRIGUEZ, Eddy - Catching Coach
82 ROWSON, James - Bench Coach

NO.	PITCHERS (21)	B-T	HT	WT	BORN	BIRTHPLACE	'19 CLUB	W-L	ERA	G	GS	CG	SV	IP	H	R	ER	BB	SO	MLS
22	ALCANTARA, Sandy	R-R	6-5	200	9/7/1995	San Juan De La Magdalena, DR	MIAMI	3-2	3.88	32	32	2	0	197.1	179	94	85	81	151	1.101
43	BRIGHAM, Jeff	R/R	6-0	195	2/16/1992	Federal Way, WA	MIAMI	6-14	4.46	32	0	0	1	38.1	36	20	19	14	39	0.121
							New Orleans (AAA)	0-1	1.50	17	0	0	2	24.0	9	5	4	8	30	
79	CABRERA, Edward	R-R	6-5	217	4/13/1998	San Diego, CA	Jupiter (A Adv.)	5-3	2.02	11	11	1	0	58.0	37	16	13	18	73	0.000
							Jacksonville (AA)	4-1	2.56	8	8	0	0	38.2	28	12	11	13	43	
61	CONLEY, Adam	L-L	6-3	209	5/24/1990	Redmond, WA	MIAMI	2-11	6.53	60	0	0	2	60.2	76	45	44	29	53	3.114
64	DUGGER, Robert	R-R	6-0	198	7/3/1995	Tucson, AZ	MIAMI	0-4	5.77	7	7	0	0	34.1	33	26	22	17	25	0.031
							New Orleans (AAA)	2-4	7.59	10	10	0	0	53.1	74	49	45	17	49	
							Jacksonville (AA)	6-6	3.31	13	13	0	0	70.2	57	31	26	21	73	
93	GARCIA, Yimi	R-R	6-2	228	8/18/1990	Moca, DR	LOS ANGELES-NL	1-4	3.61	64	0	0	0	62.1	40	28	25	14	66	4.114
							Jacksonville (AA)	7-11	3.50	25	24	1	0	138.2	96	54	54	71	127	0.000
75	GUZMAN, Jorge	R-R	6-1	246	1/28/1996	Las Matas de Santa Cruz, DR	MIAMI	3-5	5.03	21	15	0	0	82.1	76	49	46	26	85	1.111
57	HERNANDEZ, Elieser	R-R	6-0	214	5/3/1995	Ocumare Del Tuy, VEN	MIAMI	3-1	1.13	9	9	0	0	48.0	35	8	6	14	69	
							New Orleans (AAA)	4-11	4.45	21	21	2	0	95.0	77	53	47	66	93	0.000
78	HOLLOWAY, Jordan	R-R	6-6	230	6/13/1996	Anada, CO	Jupiter (A Adv.)	3-3	2.68	62	0	0	1	57.0	45	18	17	13	48	8.000
20	KINTZLER, Brandon	R-R	5-10	200	8/1/1984	Las Vegas, NV	CUBS	5-8	5.09	21	21	0	0	111.1	111	64	63	27	95	1.091
49	LOPEZ, Pablo	L-R	6-4	225	3/7/1996	Cabimas, VEN	MIAMI	0-0	1.93	2	2	0	0	9.1	10	3	2	3	10	
							New Orleans (AAA)	0-0	21.60	3	3	0	0	5.0	12	12	4	6	6	
							Jacksonville (AA)	5-1	2.03	13	10	1	1	66.2	42	17	15	19	68	0.000
77	MEJIA, Humberto	R-R	6-4	235	3/3/1997	Panama City, PAN	Clinton (A)	0-1	2.28	5	4	0	0	23.2	15	6	6	5	21	
							Jupiter (A Adv.)	3-4	5.05	9	9	0	0	41.0	45	25	23	22	37	0.000
59	NEIDERT, Nick	R-R	6-0	190	11/20/1996	Suwanee, GA	New Orleans (AAA)	0-1	4.82	2	2	0	0	9.1	10	5	5	4	6	
							Jupiter (A Adv.)	0-0	0.00	2	2	0	0	3.2	2	0	0	1	3	
							GCL Marlins (Rok)	0-2	4.91	2	2	0	0	11.0	14	6	6	2	6	0.000
73	SANCHEZ, Sixto	R-R	6-0	234	7/29/1998	San Cristobal, DR	Jupiter (A Adv.)	8-4	2.53	18	18	0	0	103.0	87	33	29	19	97	
							Jacksonville (AA)	5-3	3.99	9	9	0	0	49.2	56	23	22	14	45	0.000
56	SHARP, Sterling	R/R	6-3	182	5/30/1995	Southfield, MI	Harrisburg (AA)	0-1	1.29	2	2	0	0	7.0	4	1	1	1	5	
							Auburn (A)	0-0	0.00	1	1	0	0	2.0	1	0	0	0	2	
							GCL Nationals (Rok)	10-11	4.52	28	28	0	0	153.1	128	82	77	60	168	2.071
31	SMITH, Caleb	R-L	6-0	206	7/28/1991	Huntsville, TX	MIAMI	0-0	5.79	2	2	0	0	9.1	7	6	6	2	19	
							Jacksonville (AA)	0-2	3.40	41	27	0	0	55.2	44	24	21	20	61	2.031
55	STANEK, Ryne	R-R	6-4	226	7/26/1991	St. Louis, MO	TAMPA BAY	0-2	5.48	22	0	0	1	21.1	17	15	13	19	28	
							MIAMI	0-2	6.28	15	0	0	0	14.1	9	10	10	5	14	2.091
71	STECKENRIDER, Drew	R-R	6-4	217	1/10/1991	Alliantia, GA	Jupiter (A Adv.)	0-0	0.00	1	1	0	0	1.0	1	0	0	0	0	
37	TARPLEY, Stephen	R-L	6-0	202	2/17/1993	Los Angeles, CA	YANKEES	1-0	6.93	21	1	0	2	24.2	34	20	19	15	34	0.131
							Scranton/W-B	5-1	3.13	18	2	0	3	31.2	25	15	11	13	34	
62	UREÑA, José	R-R	6-2	208	9/12/1991	Santo Domingo, DR	MIAMI	4-10	5.21	24	13	0	3	84.2	99	53	49	26	62	4.041
							New Orleans (AAA)	0-0	0.00	2	0	0	0	1.2	2	3	0	0	2	
							Jacksonville (AA)	0-0	0.00	2	1	0	0	2.2	1	0	0	1	1	
							Jupiter (A Adv.)	0-0	9.00	1	1	0	0	1.0	1	1	1	0	0	
50	YAMAMOTO, Jordan	R-R	6-0	204	5/11/1996	Honolulu, HI	MIAMI	4-5	4.46	15	15	0	0	78.2	54	42	39	36	82	0.111
							Jacksonville (AA)	3-5	3.58	12	12	0	0	65.1	53	27	26	25	64	

NO.	CATCHERS (3)	B-T	HT	WT	BORN	BIRTHPLACE	'19 CLUB	AVG.	G	AB	R	H	2B	3B	HR	RBI	BB	SO	SB	MLSV
38	ALFARO, Jorge	R-R	6-3	230	6/11/1993	Sincelejo, COL	MIAMI	.262	130	431	44	113	14	1	18	57	22	154	4	2,083
29	CERVELLI, Francisco	R-R	6-0	220	3/6/1986	Valencia, Venezuela	PITTSBURGH ATLANTA Indianapolis (AAA)	.193 .281 .438	34 14 5	109 32 16	11 4 3	21 9 7	3 5 1	0 1 0	1 2 1	5 7 3	9 4 2	31 10 5	1 0 0	9,146
17	WALLACH, Chad	R-R	6-2	246	11/4/1991	Yorba Linda, CA	Altoona (AA) MIAMI New Orleans (AAA) Jupiter (A Adv.)	.333 .250 .000 .000	1 19 2 2	3 48 5 5	0 4 2 0	1 12 1 0	3 3 0 0	0 0 0 0	0 1 0 0	3 3 0 0	6 6 1 0	12 12 3 2	0 0 0 0	1,090
NO.	INFELDERS (8)	B-T	HT	WT	BORN	BIRTHPLACE	'19 CLUB	AVG.	G	AB	R	H	2B	3B	HR	RBI	BB	SO	SB	MLSV
24	AGUILAR, Jesus	R-R	6-3	277	6/30/1990	Maracay, VEN	MILWAUKEE TAMPA BAY	.225 .261	94 37	222 92	26 13	50 24	9 3	0 0	8 4	34 16	31 12	59 22	0 0	3,082
15	ANDERSON, Brian	R-R	6-3	208	5/19/1993	Edmond, OK	MIAMI	.261	126	459	57	120	33	1	20	66	44	114	5	2,031
5	BERTI, Jon	R-R	5-10	190	1/22/1990	Troy, MI	MIAMI New Orleans (AAA)	.273 .290	73 22	256 62	52 14	70 18	14 1	1 0	6 4	24 8	24 15	73 11	17 5	0.168
70	CHISHOLM, Jazz	L-R	5-11	184	2/1/1998	Nassau, BS	Jackson (AA) Jacksonville (AA)	.204 .284	89 23	314 81	51 6	64 23	6 4	5 2	18 3	44 10	41 11	123 24	13 3	0.000
1	DIAZ, Isan	L-R	5-11	201	5/27/1996	Bayamon, PR	MIAMI New Orleans (AAA)	.173 .305	49 102	179 377	17 89	31 115	5 21	2 2	5 26	5 70	19 49	59 96	0 5	0.056
68	DIAZ, Lewin	L-L	6-4	217	11/19/1996	Santiago, DR	Fort Myers (A Adv.) Pensacola (AA) Jacksonville (AA)	.290 .302 .200	57 33 31	214 126 115	34 12 16	62 38 23	11 16 6	1 0	13 6 8	36 26 14	14 8 11	40 23 28	0 0 0	0.000
19	ROJAS, Miguel	R-R	6-0	188	2/24/1989	Los Teques, VEN	MIAMI New Orleans (AAA) Jupiter (A Adv.)	.284 .364 .143	132 3 2	483 11 7	52 1 1	137 4 1	29 1 1	1 0 0	5 1 0	46 1 0	32 1 0	62 0 0	9 0 0	5,043
2	VILLAR, Jonathan	S-R	6-0	233	5/2/1991	La Vega, DR	BALTIMORE	.274	162	642	111	176	33	5	24	73	61	176	40	5,113
NO.	OUTFIELDERS (8)	B-T	HT	WT	BORN	BIRTHPLACE	'19 CLUB	AVG.	G	AB	R	H	2B	3B	HR	RBI	BB	SO	SB	MLSV
25	BRINSON, Lewis	R-R	6-5	212	5/8/1994	Fort Lauderdale, FL	MIAMI New Orleans (AAA)	.173 .270	75 81	226 296	15 56	39 80	9 15	1 4	0 16	15 56	13 32	74 100	1 16	1,115
26	COOPER, Garrett	R-R	6-5	235	12/25/1990	Torrance, CA	MIAMI Jupiter (A-Adv.)	.281 .538	107 5	381 13	52 1	107 7	16 2	1 0	15 1	50 1	33 3	110 0	0 0	2,053
23	DICKERSON, Corey	L-R	6-1	200	5/22/1989	McComb, MS	PITTSBURGH PHILADELPHIA Indianapolis (AAA)	.315 .293 .182	44 34 9	127 133 33	20 13 4	40 39 6	18 10 1	0 2 0	4 8 0	25 34 4	13 3 3	23 33 8	1 0 0	6,101
60	HARRISON, Monte	R-R	6-3	225	8/10/1995	Lee's Summit, MO	New Orleans (AAA) Jupiter (A Adv.)	.274 .143	56 2	215 7	41 2	59 1	7 0	2 0	9 0	24 0	25 0	73 1	20 3	0.000
7	JOYCE, Matt	L-R	6-2	194	8/3/1984	Tampa, FL	ATLANTA	.295	129	200	32	59	10	0	7	23	38	45	0	10,123
47	RAMIREZ, Harold	R-R	5-10	232	9/6/1994	Cartagena, COL	MIAMI New Orleans (AAA)	.276 .355	119 31	421 110	54 19	1165 39	20 12	3 1	11 4	50 14	18 6	91 19	2 1	0.142
76	SANCHEZ, Jesus	L-R	6-3	222	10/7/1997	Higuey, DR	Durham (AAA) New Orleans (AAA) Montgomery (AA)	.206 .246 .275	18 17 78	63 65 287	6 11 32	13 16 79	2 1 1	1 0 1	1 4 8	5 9 49	6 9 24	20 15 65	0 0 5	0.000
34	SIERRA, Magneuris	L-L	5-11	178	4/7/1996	San Cristobal, DR	MIAMI New Orleans (AAA) Jacksonville (AA)	.350 .271 .282	15 81 48	40 336 181	5 56 21	14 91 51	1 11 8	1 7 2	0 6 1	1 21 7	2 15 13	7 58 32	3 26 7	0.138

*As of February 14, 2020

NON-ROSTER INVITEES (25)																				
NO.	PITCHERS (11)	B-T	HT	WT	BORN	BIRTHPLACE	'19 CLUB	W-L	ERA	G	GS	CG	SV	IP	H	R	ER	BB	SO	MLSV
33	BOXBERGER, Brad	R-R	5-10	211	5/27/1988	Fullerton, CA	KANSAS CITY Louisville (AAA) Harrisburg (AA)	1-3 0-0 1-1	5.40 11.81 1.04	29 5 8	0 0 0	0 0 0	1 0 1	26.2 5.1 8.2	25 10 6	16 8 2	17 7 3	17 5 11	27 8 31	6.033
72	CASTANO, Daniel	L-L	6-3	231	9/17/1994	Orlando, FL	Jacksonville (AA) Jupiter (A Adv.)	7-2 0-2	2.35 3.82	18 12	11 0	0 0	0 0	86.0 33.0	82 33	34 18	32 14	16 7	73 31	0.000
48	COOK, Ryan	R-R	6-1	227	6/30/1987	Clovis, CA	Yomiuri (Japan Pacific) Yomiuri (Japan Eastern)	0-2 1-1	4.80 4.97	13 15	0 0	0 0	6 0	15.0 25.1	19 29	8 15	8 14	6 9	9 21	4.153
83	EVELD, Tommy	R-R	6-5	214	12/30/1993	Coral Springs, FL	New Orleans (AAA) Jacksonville (AA)	1-4 2-3	7.71 2.77	18 24	0 0	0 0	1 11	23.1 26.0	24 19	24 10	20 8	13 4	24 36	0.000
94	GARRETT, Braxton	L-L	6-2	202	8/5/1997	Foley, AL	Jacksonville (AA) Jupiter (A Adv.)	0-1 6-6	16.20 3.34	1 20	1 0	0 0	0 0	1.2 105.0	4 92	4 49	3 39	3 37	1 118	0.000
90	LEE, Dylan	L-L	6-3	214	8/1/1994	Dinuba, CA	New Orleans (AAA) Jacksonville (AA)	1-3 0-3	4.71 1.91	13 32	0 0	0 0	13 0	58.2 37.2	51 23	19 9	21 8	12 12	56 32	0.000
88	NORTHCRAFT, Aaron	R-R	6-3	229	5/28/1990	Tucson, AZ	Tacoma (AAA) Arkansas (AA) Everett (A Short)	0-2 0-0 1-0	1.87 1.69 9.00	27 3 1	0 0 0	0 0 0	4 0 0	33.2 5.1 1.0	18 4 2	7 1 1	7 1 0	13 0 0	35 3 1	0.002
95	ROGERS, Trevor	L-L	6-5	217	11/13/1997	Carlsbad, NM	Jacksonville (AA) Jupiter (A Adv.)	1-2 5-8	4.50 2.53	5 18	5 0	0 0	0 0	26.0 110.1	25 97	13 45	13 31	9 24	28 122	0.000
58	SMITH, Josh A.	R-R	6-2	210	8/7/1987	Margate, FL	BOSTON Pawtucket (AAA)	0-3 5-3	5.81 4.38	18 13	2 12	0 1	1 0	31.0 67.1	36 82	22 44	20 41	8 20	29 70	1.167
46	VENDITTE, Pat	L-S	6-0	186	6/30/1985	Omaha, NE	SAN FRANCISCO Sacramento (AAA)	0-0 6-2	16.20 2.85	2 25	0 1	0 0	2 0	3.1 47.1	4 31	6 19	6 15	2 17	2 59	1.087
96	VESIA, Alex	L-L	6-1	209	4/11/1996	Alpine, CA	Jacksonville (AA) Jupiter (A Adv.) Clinton (A)	2-0 4-0 1-2	0.00 1.93 2.56	9 10 19	0 0 0	0 0 0	1 3	16.1 18.2 31.2	8 12 24	0 4 9	0 4 17	1 25 51	0.000	
86	LOPEZ, BJ	R-R	5-9	202	9/29/1994	Aguadilla, PR	Jacksonville (AA) Jupiter (A Adv.) GCL Marlins (Rok) Pensacola (AA) Trenton (AA)	.194 .161 .000 .177 .167	12 28 1 40 10	36 87 3 130 30	4 3 0 8 3	7 14 0 23 5	0 0 0 5 0	0 0 0 10 0	0 0 0 6 1	1 6 0 16 4	3 4 0 28 2	4 19 1 3 0	0 0 0 0 0	0.000
NO.	INFELDERS (5)	B-T	HT	WT	BORN	BIRTHPLACE	'19 CLUB	AVG.	G	AB	R	H	2B	3B	HR	RBI	BB	SO	SB	MLSV
65	ALVAREZ, Eddy	S-R	5-9	185	1/30/1990	Miami, FL	New Orleans (AAA) Jacksonville (AA)	.323 .333	66 1	235 3	45 0	76 1	18 0	2 0	12 0	43 0	30 0	53 1	12 0	0.000
80	DEVERS, José	L-R	6-0	174	12/7/1999	Samana, DR	Jupiter (A Adv.) Clinton (A) GCL Marlins (Rok)	.325 .455 .275	33 3 11	126 11 40	13 5 7	41 5 11	3 2 3	1 0 1	0 0 0	3 2 2	8 2 4	20 2 4	5 0 3	0.000
81	KATOH, Gossuke	L-R	6-1	197	10/8/1994	Poway, CA	Scranton/W-B (AAA) Trenton (AA)	.279 .237	83 30	262 97	45 11	73 23	10 3	0 1	11 0	39 7	42 10	82 28	8 3	0.000
84	LOPES, Christian	R-R	6-0	214	10/1/1992	Huntington Beach, CA	Nashville (AAA) Frisco (AA)	.272 .259	54 67	195 251	24 46	53 65	15 14	0 1	5 8	33 32	24 39	45 59	4 10	0.000
13	RODRIGUEZ, Sean	R-R	6-0	199	4/26/1985	Miami, FL	PHILADELPHIA Lehigh Valley (AAA)	.223 .267	76 12	112 45	24 7	25 12	5 2	0 1	4 4	12 12	19 3	41 0	1 0	10.105
NO.	OUTFIELDERS (5)	B-T	HT	WT	BORN	BIRTHPLACE	'19 CLUB	AVG.	G	AB	R	H	2B	3B	HR	RBI	BB	SO	SB	MLSV
67	BLEDAY, JJ	L-L	6-2	199	11/10/1997	Danville, PA	Jupiter (A Adv.)	.257	38	140	13	36	8	0	3	19	11	29	0	0.000
89	ENCARNACIÓN, Jear	R-R	6-5	239	10/22/1997	Bayaguna, DR	Jupiter (A Adv.) Clinton (A)	.253 .298	67 68	253 34	27 34	64 76	10 16	1 0	6 10	28 43	17 23	71 69	3 3	0.000
27	KEMP, Matt	R-R	6-4	225	9/23/1984	Midwest City, OK	CINCINNATI Syracuse (AAA)	.200 .235	20 8	60 34	4 3	12 8	2 0	0 0	1 1	5 3	1 2	19 7	0 0	12.087
32	MESA, Victor	R-R	5-11	185	7/20/1996	Santa Clara, CU	Jacksonville (AA)	.178	27	107	8	19	2	0	0	3	3	16	3	0.000
22	MILLER, Brian	L-R	6-1	196	8/20/1995	Raleigh, NC	Jupiter (A Adv.) Jacksonville (AA)	.252 .265	89 120	357 449	37 52	90 119	5 24	3 5	0 2	26 39	19 37	48 81	15 22	0.000

HOW THE 2020 MARLINS WERE BUILT

YEAR	DRAFT (ROUND)	TRADE (DATE)	FREE AGENT (DATE)	INTERNATIONAL FA	WAIVERS (DATE)	RULE 5 (DATE)
2008				José Ureña (8/29)		
2009						
2010						
2011	Adam Conley (2)					
2012	Drew Steckenrider (8)					
2013					Humberto Mejia (9/16)	
2014	Brian Anderson (3) Jordan Holloway (20)	Miguel Rojas (12/10)				
2015		Jeff Brigham (7/30)		Jerar Encarnación (9/8)*	Edward Cabrera (7/2)	
2016	Braxton Garrett (1)* Dylan Lee (10)*					
2017	Trevor Rogers (1)* Brian Miller (CBA)*	Pablo López (7/20) Garrett Cooper (11/20) Caleb Smith (11/20) Nick Neidert (12/7) Robert Dugger (12/7) José Devers (12/11)* Jorge Guzman (12/11) Sandy Alcantara (12/14) Daniel Castano (12/14)* Magneuris Sierra (12/14)	Chad Wallach (11/3)	BJ López (12/14)*		Elieser Hernandez (12/14)
2018	Alex Vesia (18)*	Lewis Brinson (1/25) Isan Díaz (1/25) Monte Harrison (1/25) Jordan Yamamoto (1/25) Tommy Eveld (7/31)*	Santiago Chavez (11/5)* Jon Berti (11/29)	Victor Victor Mesa (10/22)* Harold Ramirez (11/25)		
2019	JJ Bleday (1)*	Jorge Alfaro (2/7) Sixto Sánchez (2/7) Eddy Alvarez (3/27)* Lewin Díaz (7/27) Jazz Chisholm (7/31) Jesus Sánchez (7/31) Ryne Stanek (7/31) Jonathan Villar (12/2)	Gosuke Katoh (12/18)* Matt Kemp (12/18)* Ryan Lavarnway (12/18)* Christian Lopes (12/18)* Brian Navarro (12/18)* Aaron Northcraft (12/18)* Josh A. Smith (12/18)* Yimi Garcia (12/20)		Jesus Aguilar (12/2)	Sterling Sharp (12/12)
2020		Stephen Tarpley (1/15)	Ryan Cook (1/6)* Pat Venditte (1/6)* Corey Dickerson (1/7) Francisco Cervelli (1/9) Matt Joyce (2/3) Brandon Kintzler (2/3) Sean Rodriguez (2/6)* Brad Boxberger (2/14)*			

* - non-roster invite

^ - 60-day Injured List



24 INF JESÚS AGUILAR

HEIGHT
6'3"WT
277B/T
R/RBORN
MARACAY, VNDOB
JUNE 30, 1990

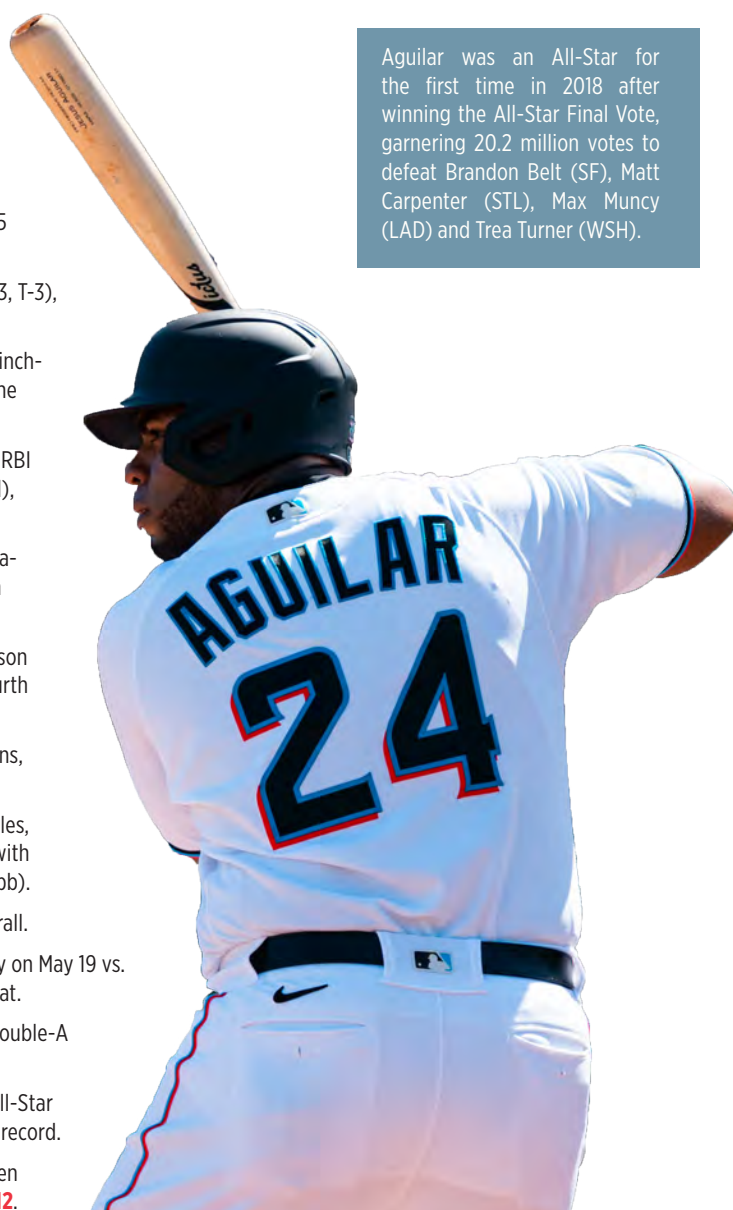
CAREER HIGHLIGHTS

- Jesús Alexander Aguilar appeared in 131 games in **2019** with Milwaukee and Tampa Bay, combining to bat .236 with 12 home runs and 50 RBI.
- Was hitting .225 with eight home runs and 34 RBI in 94 games for Milwaukee before July 31 trade to Tampa Bay, where he batted .261 with four home runs and 16 RBI in 37 games.
- Was on the Rays' Wild Card Game roster for their 5-1 win over Oakland but did not appear.
- Named a National League All-Star in **2018** with Milwaukee, when he was also named the club's Good Guy Award winner. Batted .274 with 35 home runs and 108 RBI in 149 games. Finished among NL leaders in RBI (108, T-4), slugging percentage (.539, fifth) HR (35, T-5) and OPS (.890, ninth).
- Competed in the Home Run Derby during All-Star week at Nationals Park and fell to Philadelphia's Rhys Hoskins, 17-12, in the first round.
- Hit walk-off home runs on April 21 vs. Miami and June 22 vs. St. Louis. They were the first walk-off homers of his career.
- Homered in Game 3 of the NLDS at Colorado and in Game 1 of the NLCS vs. Los Angeles. Notched three hits and three RBI in Game 6 of the NLCS vs. Los Angeles.
- Made his first career Opening Day roster in **2017** with Milwaukee. Batted .265 with 16 home runs and 52 RBI in 133 games during his first full season in the Major Leagues.
- Made the team after he led the club in batting average (.452; 28x62), runs scored (17), home runs (seven), and RBI (19) in 25 games during Spring Training.
- Ranked among Major League pinch-hit leaders in home runs (3, T-3), hits (15, fourth) and RBI (10, T-5).
- Hit his first Major League homer on May 4 at St. Louis with a pinch-hit solo shot off Matt Bowman, giving the team a 5-4 lead in the seventh inning (won 5-4).
- On July 7 at New York-AL, tied Milwaukee franchise record for RBI in a game (7), hit his first career grand slam (off Tyler Clippard), and notched his first career two-homer game.
- Led the International League in home runs (30), RBI (92), extra-base hits (56) and total bases (243) with Triple-A Columbus in Cleveland's system in **2016**.
- Selected to the International League's Midseason and Postseason All-Star teams as he led the league in RBI (93) and tied for fourth in home runs (19) with Columbus in **2015**.
- Batted .316 (6x19) with two RBI in seven games with the Indians, making five starts.
- Spent most of **2014** with Columbus, batting .304 with 31 doubles, 19 home runs, and 77 RBI. Also saw first Major League action with Cleveland, making MLB debut on May 15 at Toronto (DH, 0x2, bb).
- Batted .121 (4x33) with 3 RBI in 19 games with the Indians overall.
- First Major League hit was an RBI-infield single off Drew Smyly on May 19 vs. Detroit. It was his fourth career game and his sixth career at-bat.
- Batted .275 with 16 home runs and 105 RBI in 130 games at Double-A Akron in **2013**.
- Selected to the Eastern League's Midseason and Postseason All-Star teams; led league with 105 RBI, setting a new Akron franchise record.
- Batted .280 with 15 home runs and 71 RBI in 127 games between Class-A Carolina (107 games) and Double-A Akron (20) in **2012**.



HITS	3 - 2x; last, 7/7/19 at PIT
RUNS	3 - 4x; last, 8/14/18 at CHC
HOME RUNS	2 - 7x; last, 7/7/19 at PIT
RBI	7 - 7/17/17 at NYY
SB	None
HIT STREAK	9 - 5/5/19 to 5/15/19
WALK-OFF HITS	2 - last, 6/22/18 vs. STL

Aguilar was an All-Star for the first time in 2018 after winning the All-Star Final Vote, garnering 20.2 million votes to defeat Brandon Belt (SF), Matt Carpenter (STL), Max Muncy (LAD) and Trea Turner (WSH).



- Participated in the All-Star Futures Game at Kauffman Stadium in Kansas City.
- Was selected to the Midwest League's Postseason All-Star team in **2011** with Single-A Lake County, where he batted .292 with 27 doubles, 19 home runs, and 69 RBI. Also appeared in 31 games for Kinston in the Carolina League in his High-A debut, batting .257 with four homers and 13 RBI.
- Made stateside debut in **2010** with Arizona League Indians and Mahoning Valley in the New York-Penn League. Combined to bat .251 with 11 doubles, nine home runs, and 39 RBI in 61 games.
- Made professional debut in **2008 & 2009** with DSL Indians. Hit .209 with 12 doubles, four homers, and 45 RBI in his debut year, before batting .305 with 16 doubles, five home runs, and 46 RBI in his sophomore campaign.



2018: National League All-Star

2016: International League Player of the Week (Sept. 4)

2015: International League Midseason & Postseason All-Star

2014: International League Midseason All-Star

International League Player of the Week (Sept. 2)

2013: Eastern League Midseason & Postseason All-Star

2012: Carolina League Player of the Week (May 7)

2011: Midwest League Postseason All-Star

2010: New York-Penn League Player of the Week (Sept. 6)

2009: Dominican Summer League Midseason All-Star



2019: Acquired off Waivers by Miami from Tampa Bay on 12/2

Acquired by Tampa Bay from Milwaukee in exchange for RHP Jake Faria on 7/31

2017: Acquired off Waivers by Milwaukee from Cleveland on 2/2

2007: Signed with Cleveland as an international free agent on 11/13



No MLB Injured List history

AGUILAR'S BATTING HISTORY

YEAR	CLUB	AVG.	G	AB	R	H	2B	3B	HR	RBI	SH	SF	HBP	BB	SO	SB	CS	OBP	SLG	E
2019	TAMPA BAY	.261	37	92	13	24	3	0	4	16	0	3	0	12	22	0	0	.336	.424	0
	MILWAUKEE	.225	94	222	26	50	9	0	8	34	0	4	2	31	59	0	0	.320	.374	4
	Minors (9 yrs.)	.271	953	3523	478	953	214	6	140	650	2	49	52	394	783	14	7	.348	.454	61
	MAJORS (6 yrs.)	.256	448	1143	161	293	53	2	63	215	0	21	13	130	339	0	0	.334	.472	16
	AMERICAN	.227	72	150	15	34	4	0	4	21	0	4	1	16	43	0	0	.298	.333	2
	NATIONAL	.261	376	993	146	259	49	2	59	194	0	17	12	114	296	0	0	.339	.492	14

POSTSEASON HISTORY

YEAR	CLUB/OPP	SERIES	AVG.	G	AB	R	H	2B	3B	HR	RBI	SH	SF	HBP	BB	SO	SB	CS	OBP	SLG	E
2018	MIL/COL	NLDS	.091	3	11	1	1	0	0	1	1	0	0	0	1	4	0	0	.167	.364	0
	MIL/LAD	NLCS	.269	7	26	4	7	3	0	1	4	0	0	0	2	11	0	0	.321	.500	0
	Totals		.216	10	37	5	8	3	0	2	5	0	0	0	3	15	0	0	.275	.459	0

ALL-STAR GAME HISTORY

YEAR	CLUB/TM, SITE	AVG.	G	AB	R	H	2B	3B	HR	RBI	SH	SF	HBP	BB	SO	SB	CS	OBP	SLG	E
2018	NL/MIL, WSH	.000	1	2	0	0	0	0	0	0	0	0	0	0	0	0	0	.000	.000	0

CAREER FIELDING

POS	G	GS	INN	TC	PO	A	E	FLD%
1B	307	250	2259.1	2163	1968	179	16	.993
3B	9	2	19.0	4	1	3	0	1.000

HOME RUN BREAKDOWN

GRAND SLAMS	1 - last, 7/7/17 at NYY
INSIDE-THE-PARK	None
LEADOFF	None
PINCH HIT	5 - last 9/17/19 at LAD
WALK-OFF	2 - last, 6/22/18 vs. STL
MULTI-HR	2 - 7x; last, 7/7/19 at PIT



22 RHP SANDY ALCANTARA

HEIGHT
6'5"WT
200B/T
R/RBORN
SAN JUAN DE LA MAGUANA, DRDOB
SEPTEMBER 7, 1995

CAREER HIGHLIGHTS

- Sandy Alcantara (AI-CON-ta-RA) Montero finished his first full season with the Marlins in **2019** without missing a turn through the rotation, posting a 6-14 record with 3.88 ERA (197.1 IP/85 ER) in 32 starts. He held opponents to a .241 average against with 151 strikeouts.
- His 197.1 innings set a Marlins' rookie record, surpassing Scott Olsen's 180.2 innings in 2006, and the most by a Marlin overall since Nathan Eovaldi tossed 199.2 in 2014. It was also the most by a rookie in the majors since Boston's Daisuke Matsuzaka threw 204.2 frames in 2007, and the most by an NL rookie since 1997, when Matt Morris had 217.0 for St. Louis and Chris Holt had 209.2 for Houston.
- His 32 starts were the most by a rookie in Club history, besting the previous record of 31 starts held by Brian Meadows in 1998 and Scott Olsen in 2006. They were the most by any Marlins' starter since Dan Straily had 33 in 2017.
- His ERA and average against also made the Franchise rookie leaderboards. His ERA ranked second behind only José Fernández in 2013 (2.19), and his average against was the third-lowest mark, trailing Fernández (.182) and Olsen (.239). His average against also ranked 18th among all qualified starters in Club history, the lowest since José Ureña held batters to a .238 average in 2017.
- Among qualified National League rookies this season, he ranked second in average against, behind Atlanta's Mike Soroka (.236), and third in ERA and strikeouts.
- He tossed two shutouts (May 19 vs. Mets, September 8 vs. Kansas City). He tied Dontrelle Willis in 2003 for the most shutouts by a rookie in Club history. He became just the eighth rookie pitcher since 2000 to record two shutouts in a season, the first since Mike Montgomery in 2015 for Seattle, and the first NL pitcher since J.A. Happ in 2009 for Philadelphia. His two shutouts in 2019 were tied with Cleveland's Shane Bieber and the White Sox' Lucas Giolito for the most shutouts in the majors.
- He allowed just two hits and struck out eight in shutting out the Mets. He needed just 89 pitches, the second-fewest in a 9.0-inning complete game in Club history, behind an 88-pitch outing by Henderson Alvarez in 2014. It was the first shutout for Miami since Edinson Volquez's no-hitter on June 3, 2017 vs. Arizona. He became the first rookie pitcher to toss a shutout since San Francisco's Ty Blach did so on June 2, 2017 at Philadelphia.
- In his opening start of the season, on March 31 vs. Colorado, tossed a then career-high 8.0 shutout innings, allowing just four hits and striking out six. He retired 18 of the last 19 batters he faced, and was the first Marlins' starter with 8.0 shutout innings and no walks since José Fernández did so on September 20, 2016 vs. Washington. According to the *Elias Sports Bureau*, Alcantara was the second-youngest pitcher (23 years, 205 days) in Club history to toss 8.0 shutout innings; the youngest was Fernández, who did so at 21 years, 272 days on April 29, 2014 vs. Atlanta.
- Alcantara was Miami's lone representative in this year's All-Star Game at Progressive Field. He became the fifth rookie in Club history to be named an All-Star, joining Alex Gonzalez (1999), Dontrelle Willis (2003), Dan Uggla (2006), and José Fernández (2013). In the All-Star Game on July 9, he came on in relief in the eighth inning and tossed a scoreless frame, allowing just one hit and striking out one.
- He went 0-2 with a 7.89 ERA (21.2/19) in his first four starts to begin the second half, but bounced back over his final 11 starts of the season, posting a 2-4, 2.78 (74.1/23) line, limiting batters to a .207 average with 62 strikeouts. His ERA from August 5 onward ranked eighth in the National League and his average against was 10th.



INNINGS PITCHED 9.0 - 2x; Last, 9/8/19 vs. KC
STRIKEOUTS 10 - 9/30/18 at NYM
LAST CG 9/8/19 vs. KC
LAST SHUTOUT 9/8/19 vs. KC
LOW-HIT CG 2 - 5/19/19 vs. NYM
SCORELESS IP 14.0 - 9/8/19 to 9/13/19
WIN STREAK 2 - 6/29/18 to 9/13/18
LOSS STREAK 6 - 6/27/19 to 8/28/19



Alcantara is one of 11 children. He has seven sisters and three brothers. He left home at the age of 11 to live with his sister, Aridia, in Santo Domingo to attend better schools and baseball practices. While he was playing in the Arizona Fall League in 2017, his brother, Alexander, was killed in a motorcycle accident at the age of 17. Alcantara has dedicated his career to his younger brother and tattooed his nickname "Lexi" on his left arm.

- He worked at least 7.0 innings in 11 outings in 2019, the most by a Marlin since José Fernández did so 13 times in 2016. Miami went 7-4 in those starts and 4-17 in his other outings.

- Alcantara received an average of 3.06 runs of support per start, by far the lowest in the Majors among qualified pitchers, ahead of the Kansas City's Brad Keller (3.81). It was the third-lowest single-season mark in Franchise history (Nathan Eovaldi, 2.70 in 2014 and Josh Johnson, 2.92 in 2012).

- Finished first season in Marlins' system in **2018** with six Major League starts, posting a 2-3 record and 3.44 ERA (34.0 IP/13 ER). In 19 starts at Triple-A New Orleans, went 6-3 with a 3.89 ERA (115.2 IP/50 ER). Also had three rehab starts at Single-A Jupiter, where he had no record and a 3.97 ERA (11.1/5).



Alcantara talks with young fans during a visit to the Boys and Girls Club.

- At the time of his final promotion, ranked seventh in Pacific Coast League in ERA (3.89). Among PCL leaders, ranked second in average against (.246), third in WHIP (1.25), and fewest base runners per 9.0 (11.67).
- Made season debut with Miami on June 29, making first Major League start against Mets at Marlins Park. Allowed just one run on three hits with five walks and two strikeouts over 5.0 innings to record first Major League win.
- The night after his debut, Pablo López made his first career Major League start and also earned a win. The pair became the first set of teammates to earn wins in their first career starts in consecutive days since April 9-10, 2012, when Yu Darvish and Neftali Feliz each made their first career starts with the Rangers. The last National League team to have such a duo was the Reds on April 15-16, 1967 with Gary Nolan and Mel Queen. - Stats LLC
- Recalled by Miami on September 1 and made second start on Sept. 5 vs. Philadelphia. In that start, held Phillies scoreless on three hits and two walks, while striking out six, over a career-high 7.0 innings.
- Had contract selected by St. Louis on September 1, **2017** and made debut on Sept. 3 at San Francisco. Allowed one run and two hits over 0.2 inning, surrendering eighth-inning leadoff home run to Tim Federowicz. Recorded first MLB strikeout three batters later (Buster Posey).
- Led all Cardinals' Minor Leaguers with 153 strikeouts and ranked fifth with 11.23 strikeouts/9.0 in **2016**. He went a combined 5-11 with a 3.96 ERA in 23 starts and 122.2 innings between Single-A Peoria and Advanced-A Palm Beach.
- Went 4-4 with a 3.22 ERA in 12 starts for GCL Cardinals in **2015**. Struck out 51 in 64.1 innings.
- Married to his wife Yorleni; they have one son, Yorlin.



2019: National League All-Star

South Florida BBWAA Marlins' Rookie of the Year

2017: Arizona Fall League Fall Star



2018: Right axillary infection; (July 4-August 5)



2017: Acquired by Miami with RHP Zac Gallen, LHP Daniel Castano and OF Magneuris Sierra from St. Louis in exchange for OF Marcell Ozuna on 12/14

2013: Signed by St. Louis as an international free agent on 7/2; signed by Cardinals' scout Moises Rodriguez

ALCANTARA'S PITCHING HISTORY

YEAR	CLUB	W-L	ERA	G	GS	CG	SHO	SV	SVO	IP	H	R	ER	HR	HB	BB	SO	WP	BK
2019	MIAMI	6-14	3.88	32	32	2	2	0	0	197.1	179	94	85	23	8	81	151	4	1
	Minors (5 yrs.)	17-29	3.95	72	68	2	0	0	0	369.0	343	187	162	21	35	152	365	56	6
	MAJORS (3 yrs.)	8-17	3.83	46	38	2	2	0	0	239.2	213	113	102	28	10	110	191	4	1

BATTING HISTORY

YEAR	CLUB	AVG.	G	AB	R	H	2B	3B	HR	RBI	SH	SF	HBP	BB	SO	SB	CS	OBP	SLG	E
2019	MIAMI	.086	31	58	2	5	1	0	0	4	3	0	1	1	46	0	0	.117	.103	4
	MAJORS (2 yrs.)	.071	45	70	2	5	1	0	0	4	3	0	1	2	54	0	0	.110	.086	5

ALL-STAR GAME HISTORY

YEAR	CLUB/TM, SITE	W-L	ERA	G	GS	CG	SHO	SV	SVO	IP	H	R	ER	HR	HB	BB	SO	WP	BK
2019	NL/MIA, CLE	0-0	0.00	1	0	0	0	0	0	1.0	1	0	0	0	0	0	1	0	0



38

C

JORGE ALFARO

HEIGHT
6'3"WT
230B/T
R/RBORN
SINCELEJO, COLDOB
JUNE 11, 1993

CAREER HIGHLIGHTS

- Jorge Mario Alfaro Buevas homered in his team debut on Opening Day **2019**; became 17th player to homer in his Marlins debut.
- Hit a career-high 18 home runs, all as a catcher. Tied J.T. Realmuto (2018) for second-most HR as a catcher in a season by a Marlin, just one shy of Charles Johnson (19 in 1997).
- He posted six consecutive multi-hit games at home from August 15-29 (.577; 15x26, 3 HR, 7 RBI), which was tied with Giancarlo Stanton (2017) for the third-longest such streak since 2012.
- Ranked fourth in the NL with a .271 average as a catcher; T-4 in NL in homers as a catcher (18); his .440 slugging percentage ranked fifth in NL as a catcher.
- His 35 multi-hit games were the third-most in the Majors by a catcher, behind J.T. Realmuto (44) and Christian Vazquez (39).
- On April 6 at Atlanta, he had first career multi-homer game. Had another on September 23 at the Mets, including his first career grand slam and a career-high five RBI.
- Set a career high with 130 games played (previously, 108 in 2018). His 118 games played as a catcher ranked fourth in NL.
- Made his first career Opening Day roster with Philadelphia in **2018**.
- Among all National League rookies, finished seventh in hits (90), tied for seventh in doubles (16), eighth in total bases (140) and extra-base hits (28), ninth in home runs (10), tied for ninth in RBI (37), 10th in average (.262) and slugging (.407), and tied for 10th in multi-hit games (18).
- Tied for first in the NL (tied for fourth in MLB) with 21 base runners caught stealing.
- Finished fourth in the NL (seventh in MLB) in catcher ERA (3.76).
- Had the most runners caught stealing by a Phillies' rookie catcher since 1974.
- Was 21-of-80 (26.3%) in throwing out base runners attempting to steal.
- Made 98 starts, all at catcher
- Played an inning of third base on July 6 at Pittsburgh, his first appearance there in his career.
- Made three starts for Team Colombia during the World Baseball Classic prior to the **2017** season.
- Opened season at Triple-A Lehigh Valley and was recalled to Philadelphia on August 4.
- Reached base safely in 26 of his 29 Major League games, and had a hit in 23 of those outings.
- That run extended his career-long hitting streak to 10 games, beginning September 25, 2016 (.325; 13x40).
- Hit first career home run on August 15 at San Diego off of Dinelson Lamet.
- Threw out 4-of-17 (23.5%) attempted base stealers in the Major Leagues; threw out 15-of-46 (32.6%) with Lehigh Valley.
- Spent majority of **2016** with Double-A Reading, but appeared in six games for Philadelphia in September.



HITS	4 - 5/29/19 vs. SF
RUNS	2 (14x) - last, 9/23/19 at NYM
HOME RUNS	2 (2x) - last, 9/23/19 at NYM
RBI	5 - 9/23/19 at NYM
SB	2 - 8/17/18 vs. NYM
HIT STREAK	10 - 9/25/16 to 8/23/17
WALK-OFF HITS	None

Alfaro got into shape for the 2020 season by working on his family's farm in his native Sincelejo, Colombia, during the offseason. His family raises horses and cattle, and grows yucca root.



- Recalled for first time on August 26 and spent one day with Club following trade of Carlos Ruiz, but did not appear. Recalled again on September 11 and spent remainder of season with Phillies.
- Made Major League debut as a pinch hitter on September 12 vs. Pittsburgh and singled off of Jared Hughes. Made first MLB start at catcher the next day, also vs. Pirates (0x4).
- Played in 49 games for Double-A Frisco in the Texas organization in **2015** before coming over in a trade to the Phillies. Hit .253 with 15 doubles, two triples, five home runs and 21 RBI.
- In 100 games for Advanced-A Myrtle Beach in **2014**, he hit .261 with 22 doubles, five triples, 13 home runs, and 73 RBI. Called up to Double-A Frisco on August 4 and hit .261 with four home runs in 21 games.
- Played 104 games with Single-A Hickory in **2013**, where he hit .258 with 22 double, a triple, 16 home runs, and 53 RBI. Finished the season with 3 games in Myrtle Beach going 2x11 at the plate.
- Spent all of **2012** with Single-A Hickory. Played in 74 games and hit .261 with 21 doubles, five triples, five home runs, and 34 RBI.
- Played in 45 games for Short Season-A Spokane in **2011**. Hit .300 with nine doubles, a triple, six home runs and 23 RBI.
- Made his pro debut in **2010** with the DSL Rangers. In 48 games, hit .221 with five doubles, two triples, one home run and 23 RBI.
- Spends much of his offseason in his native Colombia. Has one son.



Alfaro high fives a young fan during a visit to Holtz Childrens Hospital.



2019: Acquired by Miami with RHP Sixto Sánchez, LHP Will Stewart, and International Bonus Pool money from Philadelphia in exchange for C J.T. Realmuto on 2/7

2015: Acquired by Philadelphia with RHP Alec Asher, RHP Jerad Eickhoff, LHP Matt Harrison, RHP Jake Thompson, and OF Nick Williams from Texas for LHP Jake Diekman, LHP Cole Hamels, and cash on 7/31

2010: Signed by Texas as an international free agent on 1/19; signed by Rangers' scouts Rodolfo Rosario, Hamilton Sarabia, and Don Welke



2017: International League Midseason All-Star

2016: Eastern League Midseason All-Star
Eastern League Player of the Week (April 17)

2015: Texas League Midseason All-Star

2014: Carolina League Midseason and Postseason All-Star
Carolina League Player of the Week (August 4)

2013: South Atlantic League Midseason All-Star
Arizona Fall League Rising Star



2019: 7-Day IL: Concussion (June 21-28)

ALFARO'S BATTING HISTORY

YEAR	CLUB	AVG.	G	AB	R	H	2B	3B	HR	RBI	SH	SF	HBP	BB	SO	SB	CS	OBP	SLG	E
2019	MIAMI	.262	130	431	44	113	14	1	18	57	0	2	10	22	154	4	4	.312	.425	11
	Minors (8 yrs.)	.262	634	2416	347	634	135	20	74	360	1	17	84	133	710	39	19	.321	.427	65
	MAJORS (4 Yrs.)	.266	273	898	91	239	36	3	33	108	0	3	28	44	333	7	4	.320	.423	24

CAREER FIELDING

POS	G	GS	INN	TC	PO	A	E	FLD%
C	254	242	2116.1	2215	2065	126	24	.989
1B	3	1	10.1	10	8	2	0	1.000
3B	1	0	1.0	0	0	0	0	.000

CAREER IN-DEPTH CATCHING

POS	SB	CCS	CS%	CERA	PB
C	105	39	27.1	4.50	25

HOME RUN BREAKDOWN

GRAND SLAMS	1, 9/23/19 vs. NYM
INSIDE-THE-PARK	None
LEADOFF	None
PINCH HIT	None
WALK-OFF	None
MULTI-HR	2 - 2x; last, 7/19/19 vs. STL



Non-Roster Invite/Rookie

65

INF

EDDY ALVAREZ

HEIGHT
5'9"WT
185B/T
S/RBORN
MIAMI, FLDOB
JANUARY 30, 1990

CAREER HIGHLIGHTS

- Eduardo Cortes Alvarez played 66 games for Triple-A New Orleans in **2019**, his first year with the Marlins organization.
- Batted .323 with 12 home runs, 43 RBI, 18 doubles, a pair of triples, and 12 stolen bases.
- Spent all of **2018** with the Triple-A Charlotte in the White Sox organization, playing 101 games and batting .253 with 26 doubles, 3 triples, eight home runs, and 37 RBI.
- Combined to hit .235 (101x429) with 16 doubles, two triples, four home runs and 39 RBI over 126 games between Double-A Birmingham and Charlotte in **2017**.
- Combined to hit .265 (114x430) with 19 doubles, three triples, six home runs, 65 RBI, 11 stolen bases and 58 runs scored over 116 games between Birmingham and Charlotte in **2016**.
- Ranked seventh among White Sox organizational leaders in walks (50) and 10th in runs scored while leading the Barons with 62 RBI.
- Batted a combined .296 (133x450) with 29 doubles, seven triples, five home runs, 53 RBI, 88 runs scored and 53 stolen bases over 123 games between Single-A Kannapolis and Single-A Winston-Salem in **2015**.
- Ranked second in the South Atlantic League in on-base percentage (.408), third in walks (69) and sixth in stolen bases (42).
- He was named a SAL Midseason All-Star while leading Kannapolis in walks, runs (64), steals (42), doubles (23), on-base percentage and batting average (.285).
- Combined to hit .346 (63-182 with 11 doubles, five home runs, 26 RBI, 32 runs scored and nine stolen bases over 45 games between Arizona Rookie League White Sox and Kannapolis in **2014**.
- In **2012**, underwent surgery to repair torn patellar tendons that left him completely immobile for four weeks.
- After missing the 2010 Olympics, he returned to baseball in an attempt to give his knees a break after years of chronic pain. He became an All-Conference shortstop at Salt Lake Community College.
- His older brother, Nick, played outfield and first base for seven years (2000-06) with the Dodgers organization reaching the Triple-A level. Nick also played in Jacksonville for three seasons when the Jumbo Shrimp were known as the Suns and a part of the Dodgers farm system.



U.S. SPEEDSKATING



Alvarez placed second in the 500 meters and 1500 meters, and third in the 1000 meters at the 2014 United States Olympic Speed Skating Trials. The performance earned him the honor of becoming the first Cuban-American male speed skater to make a U.S. Olympic Team.

At the 2014 Olympic Winter Games in Sochi, where he was a silver medalist in men's 5000m relay short-track, 11th in men's 1000m, 19th in men's 1500m and 31st in men's 500m.

Alvarez has also competed at the 2013 US Championships, World Cup and World Championships. Made the United States' World Cup Team in December 2012 and finished the season as the country's third highest ranked skater. He made the 2008 and 2009 World Junior Short Track Speed Skating Championships, winning the Gold medal in the 3k Relay at the 2009 Jr. World Championships.

**2015:** South Atlantic League Midseason All-Star**2019:** Acquired by Miami from Chicago-AL for cash considerations on 3/27**2017:** Signed by Chicago-AL as Minor League free agent on 6/10

BATTING HISTORY

YEAR	CLUB	AVG.	G	AB	R	H	2B	3B	HR	RBI	SH	SF	HBP	BB	SO	SB	CS	OBP	SLG	E
2019	New Orleans (AAA)	.323	66	235	45	76	18	2	12	43	1	1	4	30	53	12	3	.407	.570	11
	Jacksonville (AA)	.333	1	3	0	1	0	0	0	0	0	0	1	0	1	0	0	.500	.333	0
	Jupiter (A+)	.333	3	9	3	3	0	0	0	1	1	0	0	1	0	0	0	.400	.333	1
	Minors (6 yrs.)	.278	581	2046	337	569	119	18	40	264	38	18	20	308	440	98	42	.375	.413	115



15 INF/OF BRIAN ANDERSON

HEIGHT
6'3"

WT
208

B/T
R/R

BORN
EDMOND, OK

DOB
MAY 19, 1993

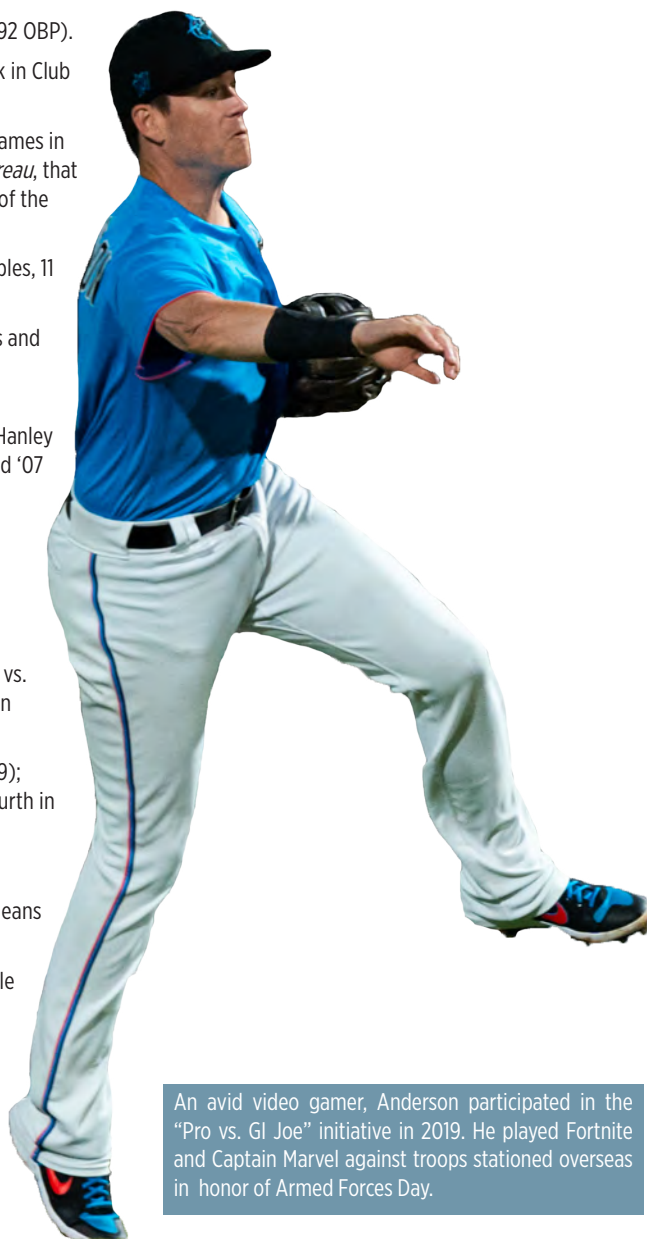
CAREER HIGHLIGHTS

- Brian Wade Anderson had 20 home runs and 66 RBI in **2019**, both single-season career highs.
- He was placed on the Injured List on August 24 (fractured left fifth metacarpal, hit-by-pitch) for the remainder of the season.
- He had 33 extra-base hits in a span of 50 hits from June 15-August 15. He became just the third player in Club history to do so, joining Giancarlo Stanton, who did it multiple times during the 2017 season, with a high of 35 extra-base hits in one span, and Dan Uggla, who also had 33 from June 8-20, 2008. He led the NL in extra-base hits over that span. - *Elias Sports Bureau*
- Miami went 14-5 in games where he homered; 25-17 in games with an RBI.
- The team had a 10-game winning streak when he homered from June 4 to July 29, which was tied for the third-longest such streak in Club history, behind a pair of 11-game streaks (Jeff Conine in 2004 and Justin Bour in 2017).
- Hit first two career grand-slams (June 5 at Milwaukee and July 31 vs. Minnesota).
- Had a career-long 18-game on-base streak from March 29-May 3 (.284, 19x67, 12 BB, .392 OBP).
- Made first 27 starts at third without an error, the second-longest season-opening streak in Club history at the position (Placido Polanco, 28 in 2013).
- He picked up two outfield assists on August 17 in Colorado, giving him nine in just 50 games in the outfield at the time (finished with 9 in 55 games). According to the *Elias Sports Bureau*, that was the fewest games needed to reach nine outfield assists in Club history, well ahead of the previous low of 60 games for Mark Kotsay in 1999.
- Finished first full Major League campaign in **2018** batting .273 with 34 doubles, four triples, 11 home runs, and 65 RBI in 156 games played.
- Among Marlins' single-season rookie leaders, ranked second in walks (62), third in runs and OBP (.357), fourth in doubles, tied for fifth in hits (161), and ninth in average.
- Opened season with a seven-game hitting streak, which was snapped on April 7 at Philadelphia. Marked third-longest streak by a rookie to start a season in Club history; Hanley Ramirez and Alejandro De Aza both recorded eight-game streaks to begin the 2006 and '07 seasons, respectively.
- Hit first career home run on April 2 vs. Boston, a solo shot off Brian Johnson.
- Had two game-tying hits on June 11 vs. San Francisco; first Marlin to do so since Cole Gillespie (two on 8/8/15) and first rookie since Chris Valaika (two on 4/21/13). - *Elias Sports Bureau*
- Had a career-long and team season-high 24-game on-base streak snapped on June 28 vs. Arizona; longest streak by an MLB rookie that season, tied for fifth longest by a rookie in Club history, and tied for 19th-longest streak by any Major Leaguer that season.
- Set Club rookie record for hits in first half (109); was second in doubles (23) and RBI (49); tied for second in walks (37), extra-base hits (34); third in runs scored (55); and was fourth in average (.288) and on-base percentage (.363).
- Had first career hit, home run, and RBI as a pinch hitter on August 25 vs. Atlanta.
- Appeared in 25 games with Miami after having contract selected from Triple-A New Orleans on September 1, **2017**.
- Made MLB debut and recorded first career hit on Sept. 1 vs. Philadelphia, an infield single off Nick Pivetta.
- Began career with four-game hitting streak (.286/4x14), and had a hit in six of first seven games.
- Overall, recorded at least one hit in 15 of 21 starts on the season (.269; 21x78), with four multi-hit games
- Led all Marlins' Minor Leaguers in home runs (22) and RBI (81), while ranking eighth in batting average (.275).



HITS
RUNS
HOME RUNS
RBI
SB
HIT STREAK
WALK-OFF HITS

3 - 18x; last, 8/20/19 at ATL
3 - 3x; last, 6/4/19 at MIL
2 - 8/8/19 vs. ATL
4 - 7/31/19 vs. MIN
1 - 7x; last, 7/30/19 vs. MIN
8 - 4/16/19 to 4/25/19
1 - 7/18/19 vs. SD (double)



An avid video gamer, Anderson participated in the "Pro vs. GI Joe" initiative in 2019. He played Fortnite and Captain Marvel against troops stationed overseas in honor of Armed Forces Day.

- Garnered Southern League Midseason All-Star honors and was selected to participate for Team USA in 2017 Futures Game held at Marlins Park. Went 2x4 with a run scored in USA's 7-6 win over the World Team, starting as DH before moving to third base.
- Promoted to New Orleans on July 15, where he hit .339 (40x118) with seven doubles, eight home runs and 26 RBI in 33 games.
- Played for Single-A Jupiter and Double-A Jacksonville in **2016**, batting a combined .265 (128x483) with 21 doubles, three triples, 11 home runs, and 65 RBI in 135 games.
- Received Marlins' Minor League Player of the Year honors after setting career highs in hits, RBI, runs scored (65), and walks (58).
- Led all Marlins' minor leaguers in hits.
- Was named Marlins' Minor League Player of the Month for May, hitting .293 (29x99) with seven doubles, a home run, and 14 RBI; promoted to Jacksonville on May 31.
- Following the season, played for Mesa Solar Sox in Arizona Fall League and batted .273 (21x77) with three doubles, five homers, 12 RBI, and 17 runs scored in 22 games.
- Led AFL in homers. Added sixth in AFL Championship Game; three-run shot in the first opened scoring in Mesa's 6-1 win over Surprise.
- Started AFL Fall Stars Game at third base and went 1x2 with a run for the East Fall Stars.
- Spent entire **2015** season with Jupiter and led team with eight home runs and 62 RBI, which ranked third among all Marlins farmhands.
- Had first multi-homer game on April 26 vs. St. Lucie, including a walk-off solo homer to beat the Mets, 4-3.
- Following season, played in eight games for Mesa Solar Sox in Arizona Fall League, batting .115 (3x26) with one RBI.
- Made professional debut in **2014** with Short Season-A Batavia and went 2x4 with a home run in each of first two career games.
- Played three seasons for University of Arkansas, batting .318 over 171 career games for the Razorbacks.
- Second-team All-SEC as a sophomore in 2013.
- Hit .328 in junior season, with seven homers and 51 RBI; was first Razorback to reach 50 RBI since 2011.
- Married fiancée, Alex Smith, in the 2018-'19 offseason.



Anderson greets a young fan at a photo station at Marlins Park.

Anderson played three seasons at the University of Arkansas, where his career accolades included a 2013 Second Team All-SEC honor and All-Tournament honors at the 2014 NCAA Charlottesville Regional after batting .615 in four games, with eight hits and a .688 on-base percentage.

Additionally, he homered off future teammates Drew Steckenrider (Tennessee) and Brett Graves (Missouri) during his career.



2014: Selected by Miami in third round of First-Year Player Draft; signed by Marlins' scout Brian Kraft



2019: Fractured left fifth metacarpal (August 24-season)



2019: South Florida BBWAA Marlins' Team MVP

2018: South Florida BBWAA Marlins' Rookie of the Year

2017: Southern League Midseason All-Star

2016: Marlins' Minor League Player of the Year

Florida State League Midseason All-Star

Arizona Fall League Fall-Star

2015: Florida State League Midseason All-Star

ANDERSON'S BATTING HISTORY

YEAR	CLUB	AVG.	G	AB	R	H	2B	3B	HR	RBI	SH	SF	HBP	BB	SO	SB	CS	OBP	SLG	E
2019	MIAMI	.261	126	459	57	120	33	1	20	66	0	3	14	44	114	5	1	.342	.468	7
	Minors (4 yrs.)	.264	446	1619	227	427	74	9	52	257	2	17	34	165	343	7	5	.341	.417	67
	MAJORS (3 yrs.)	.267	307	1133	155	303	74	6	31	139	0	6	30	116	271	7	5	.349	.425	19

CAREER FIELDING

POS	G	GS	INN	TC	PO	A	E	FLD%
3B	163	149	1377.1	368	109	244	15	.959
RF	146	144	1223.0	285	264	17	4	.986

HOME RUN BREAKDOWN

GRAND SLAMS	2 - Last, 7/31/19 vs. MIN
INSIDE-THE-PARK	None
LEADOFF	None
PINCH HIT	1 - 8/25/18 vs. ATL
WALK-OFF	None
MULTI-HR	1 - 8/8/19 vs. ATL (2)



5 INF/OF JON BERTI

HEIGHT
5'10"

WT
190

B/T
R/R

BORN
TROY, MI

DOB
JANUARY 22, 1990

CAREER HIGHLIGHTS

- Jonathon David Berti (birdie), opened the **2019** season with Triple-A New Orleans before having his contract selected on April 20. From July 31 to the end of the season, he ranked third in the Majors in steals (16). Only Dee Gordon (28 in 2017; 25 in 2015; 24 in 2016) and Jose Reyes (20 in 2012) had more stolen bases after the All-Star Break in Club history.
- Recorded his first career MLB home run off of Cole Hamels on May 6 at the Cubs.
- He hit the first of three leadoff homers on May 17 vs. the Mets, tied for the fourth-most in a single-season in Club history (Hanley Ramirez holds top-three spots).
- Scored 52 runs in 73 games, just the fourth rookie since 1900 to finish season with 50-or-more runs in 73 games or less. - *Elias Sports Bureau*
- On September 24 at the Mets, stole a career-high four bases, tying a single-game Club record.
- Missed 62 games due to a left oblique strain and returned on July 31 vs. Minnesota. He batted .370 (17x46) in his first 12 games back.
- Opened **2018** at Triple-A Buffalo in Toronto's system, appearing in just four games before trade to Cleveland. Was assigned to Double-A Columbus on April 21 and hit .217 in 25 games before being traded back to Toronto and assigned to Double-A New Hampshire on June 8.
- He hit for the cycle on August 28 (4x5), becoming just second player to do so in team history. Won the Eastern League championship with New Hampshire alongside future Marlins' teammate Harold Ramirez.
- Had his contract selected on Sept. 26 and made his MLB debut that night against Houston. Recorded first hit with a single off Dean Deetz.
- Played for Canberra Calvary of Australian Baseball League (ABL) after the season in **2013**. Set an ABL record with 31 stolen bases.
- Attended Bowling Green University and set Falcons' single season records with a .423 batting average, 93 hits, and tied the single-season record with six triples. His 17 career triples were also a school record.
- His father, Thomas, played for the Detroit Mercy and spent two years in the Detroit Tigers' organization.



HITS 4 - 9/23/19 at NYM
RUNS 4 - 9/5/19 at PIT
HOME RUNS 1 - 6x; last, 8/29/19 vs. CIN
RBI 2 - 3x; last, 9/22/19 vs. WAS
SB 4 - 9/24/19 at NYM
HIT STREAK 5 - 5/17/19 to 8/3/19
WALK-OFF HITS None



2014: Eastern League Midseason All-Star

2013: Florida State League Postseason All-Star

2012: Midwest League Midseason All-Star

2011: Northwest League Midseason All-Star



2019: Left oblique strain (May 21-July 31)



2018: Signed by Miami as Minor League free agent on 11/29

Acquired by Toronto from Cleveland for cash on 6/7

Acquired by Cleveland from Toronto for cash on 4/21

Signed by Toronto as Minor League free agent on 1/12

2011: Selected by Toronto in the 18th round of First-Year Player Draft; signed by Blue Jays' scout Nick Manno

BATTING HISTORY

YEAR	CLUB	AVG.	G	AB	R	H	2B	3B	HR	RBI	SH	SF	HBP	BB	SO	SB	CS	OBP	SLG	E
2019	New Orleans (AAA)	.290	22	62	14	18	1	0	4	8	0	1	1	15	11	5	0	.430	.500	2
	MIAMI	.273	73	256	52	70	14	1	6	24	0	1	6	24	73	17	3	.348	.406	3
	Minors (9 yrs)	.258	811	3007	462	777	108	45	35	296	16	17	75	327	559	270	80	.344	.359	77
	MAJORS (2 yrs)	.273	77	271	54	74	15	2	6	26	0	1	6	24	77	18	3	.344	.410	3
	AMERICAN	.267	4	15	2	4	1	1	0	2	0	0	0	0	4	1	0	.267	.467	0
	NATIONAL	.273	73	256	52	70	14	1	6	24	0	1	6	24	73	17	3	.348	.406	3

CAREER FIELDING

POS	G	GS	INN	TC	PO	A	E	FLD%
2B	4	4	34.0	12	6	6	0	1.000
3B	20	15	133.2	34	4	30	0	1.000
SS	32	26	241.2	107	43	62	2	.981
LF	7	4	32.0	7	7	0	0	1.000
CF	21	15	146.2	40	39	0	1	.975
RF	1	0	4.1	1	0	1	0	1.000

HOME RUN BREAKDOWN

GRAND SLAMS	None
INSIDE-THE-PARK	None
LEADOFF	3 - Last; 8/29/19 vs. CIN
PINCH HIT	None
WALK-OFF	None
MULTI-HR	None



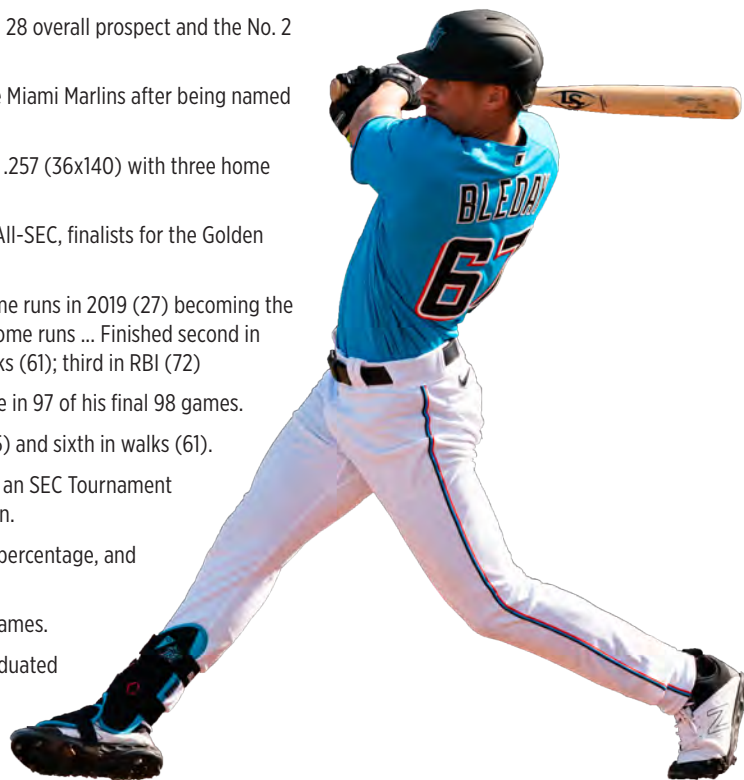
Non-Roster Invite/Rookie

67 OF JJ BLEDAY

HEIGHT
6'2"WT
199B/T
L/LBORN
DANVILLE, PADOB
NOVEMBER 10, 1997

CAREER HIGHLIGHTS

- Jeffrey Joseph Bleday enters the 2020 season and MLB.com's No. 28 overall prospect and the No. 2 prospect in the Marlins' organization.
- Selected with the fourth overall pick of the **2019** MLB Draft by the Miami Marlins after being named to six first-team All-America Teams.
- Assigned to Single-A Jupiter to begin his pro career, where he hit .257 (36x140) with three home runs, eight doubles, and 19 RBI in 38 games.
- Named SEC Player of the Year, SEC Tournament MVP, First-Team All-SEC, finalists for the Golden Spikes Award, All-College World Series Team.
- Vanderbilt single-season record holder and national leader in home runs in 2019 (27) becoming the first Commodore since Scotti Madison (1979) to lead the SEC in home runs ... Finished second in the Commodore record books in single-season runs (82) and walks (61); third in RBI (72)
- Closed his career with a 51-game on base streak and reached base in 97 of his final 98 games.
- Led nation in total bases (192), fourth in runs (82), fifth in hits (95) and sixth in walks (61).
- Became the ninth player and first since 2003 to record five hits in an SEC Tournament game, doing so with a 5x5 performance on May 22 against Auburn.
- Led Vanderbilt in **2018** with a .368 batting average, .511 slugging percentage, and .494 on-base percentage.
- Batted .391 (18x46) with seven runs and five RBIs across 12 SEC games.
- Began high school career at Titusville HS in Pennsylvania and graduated from A. Crawford Mosley HS in Panama City Beach, Florida.
- Lettered four years in baseball, two years in golf and two in swimming in high school. Holds six swimming school records at Titusville.
- Won back-to-back region championships in 2013-14 at Titusville before winning two region and district titles at Mosley in 2015-'16 seasons.
- Earned 2015 & 2016 Florida first-team All-State honors



JJ's older brother Adam, a left-handed pitcher, played baseball at the University of Virginia before transferring to the University of Pennsylvania where he finished his last two college seasons. Adam was drafted by the Houston Astros in the 27th round in 2017 and played two seasons, reaching Advanced-A before retiring. He now coaches in the Baltimore Orioles organization.



2019: Selected by Miami in first round (fourth overall) of First-Year Player Draft; signed by Marlins' scout Christian Castorri

BATTING HISTORY

YEAR	CLUB	AVG.	G	AB	R	H	2B	3B	HR	RBI	SH	SF	HBP	BB	SO	SB	CS	OBP	SLG	E
2019	Jupiter (A+)	.257	38	140	13	36	8	0	3	19	0	0	0	11	29	0	0	.311	.379	0



Non-Roster Invite

33 RHP BRAD BOXBERGER

HEIGHT
5'10"

WT
211

B/T
R/R

BORN
FULLERTON, CA

DOB
MAY 27, 1988

CAREER HIGHLIGHTS

- Bradley George Boxberger began the **2019** season with Kansas City, pitching in 29 games and going 1-3 with a 5.40 ERA and one save.
- Released by Kansas City on July 1 and signed by Washington on July 12. Pitched in eight games for Double-A Harrisburg, going 1-1 with a 1.04 ERA. Released by Washington on August 4 and signed by Cincinnati on August 6. Pitched in five games for Triple-A Louisville, going 1-1 with an 11.81 ERA. Released by Cincinnati on August 23.
- Registered 32 saves in **2018**, his only season with Arizona, going 3-7 with a 4.39 ERA (53.1 IP/26 ER) and 71 strikeouts (11.89 K/9). His save total ranked fourth in the National League, while his strikeout rate was 10th among NL relievers (min. 150 batters faced).
- Was one of five pitchers in the Majors with 30-plus saves and a strikeout rate of at least 11.5, joining Boston's Craig Kimbrel, San Diego/Cleveland's Brad Hand, Seattle's Edwin Diaz and the New York-AL's Aroldis Chapman.
- Limited to 30 games in **2017** due to a strained right flexor muscle in his final year with Tampa Bay. He went 4-4 with a 3.38 ERA (29.1/11) and 40 strikeouts (12.27).
- Made just 27 appearances in **2016** due to two stints on the disabled list. He made just one big league appearance over the first four months of the season, missing time following left adductor surgery (April 3-May 30) and a strained left oblique (June 1-July 29).
- Named an American League All-Star in **2015** and led the league with a career-high 41 saves.
- Also led the Majors with 10 losses in relief and became just the second pitcher in Major League history to record 40+ saves and also suffer 10+ defeats in the same season, joining Colorado's Jose Jimenez in 2002.
- Despite opening **2014** in Triple-A Durham, set a club record and ranked fourth in the Majors with 104 strikeouts out of the bullpen. Went 5-2 with two saves and a 2.37 ERA (64.2/17) in 63 appearances in his first season with the Rays.
- Struck out 104 of the 247 batters he faced (42.11 percent), which set a club record and was an American League record by a right-handed relief pitcher at the time. In 2016, Yankees' righty Dellin Betances fanned 42.14 percent of the batters he faced.
- Set a club record and ranked third in the Majors with a 14.47 K/9 rate, trailing only Cincinnati's Aroldis Chapman (17.67) and Boston/Baltimore pitcher Andrew Miller (14.87).
- Held opponents to a .155 average (34x219), which was fourth-lowest among AL relievers. Opposing lefties batted just .107 (11x103) against him, which included an 0x43 stretch (May 20-August 8).
- Earned his first big league victory on June 30 at Yankee Stadium, tossing 2.0 flawless frames in a 4-3 triumph in 12 innings.
- Posted a 2.86 ERA (22.0/7) in **2013** in 18 appearances across five stints with San Diego. Earned his first big league save on June 6 at Colorado, pitching a hitless 12th inning in a 6-5 triumph.
- Spent a majority of the year with Triple-A Tucson, leading the Pacific Coast League with a 13.97 K/9 ratio (min. 50.0 IP).
- Appeared in 24 games across four stints with San Diego in **2012**; also made 37 appearances with Tucson.
- Made his Major League debut on June 10 at Milwaukee, pitching a scoreless eighth inning in a 6-5 Padres loss. Optioned back to Triple-A the following day.
- Resides in Paradise Valley, Arizona, with his wife, Anna, and children Ava Marie and Braxton Matthew.



INNINGS PITCHED 2.1 - 2x; last, 8/4/12 at NYM
STRIKEOUTS 5 - 8/10/14 at CHC
SCORELESS IP 17.2 - 6/29/14 - 8/4/14
WIN STREAK 5 - 6/20/14 - 9/6/14
LOSS STREAK 7 - 7/4/15 - 9/14/15

Boxberger had an "immaculate inning" on May 8, 2014 for Tampa Bay vs. Baltimore, entering the game in the sixth inning with the bases loaded, he fanned Steve Pearce, Jonathan Schoop and Caleb Joseph on nine pitches.



- A 2006 graduate of Foothill High School in Tustin, California. Named California Interscholastic Federation (CIF) Division II Player of the Year and Orange County Player of the Year by the Los Angeles Times and Orange County Register as a senior. Went 12-0 with a 1.17 ERA during his final high school campaign. Had his uniform No. 22 retired by the school in 2016.
- Pitched collegiately at the University of Southern California. Earned All-Pac 10 honors as a junior and was named a Rivals.com Freshman All-American.
- Featured in the Rays' 2017 'Players & Pooches' calendar, along with his French bulldog, Ralph. The calendar benefitted the Pet Pal Animal Shelter in St. Petersburg, Fla.
- Father, Rod, was a first-round selection (11th overall) by the Houston Astros in 1978. He played five seasons in the Astros, Yankees and Angels' minor league systems.
- Rod also pitched at USC, where he was named MVP of the 1978 College World Series, leading the Trojans to a National Championship.



During Players Weekend 2018, Boxberger became the first player in Major League Baseball history to wear emojis on the back of his jersey, dawning the pictures of a box and a hamburger instead of his name. (Photo: Kelsey Grant/Arizona Diamondbacks)



2020: Signed by Miami as Minor League free agent on 2/14

2019: Signed as a free agent with Cincinnati on 8/6

Signed as a free agent with Washington on 7/12

Signed by Kansas City as a free agent on 2/7

2017: Acquired by Arizona from Tampa Bay in exchange for RHP Curtis Taylor on 11/30

2014: Acquired by Tampa Bay with RHP Matt Andriese, INF Logan Forsythe, RHP Matt Lollis, and INF Maxx Tissenbau from San Diego in exchange for RHP Jesse Hahn and LHP Alex Torres on 1/22

2011: Acquired by San Diego with INF Yonder Alonso, C Yasmani Grandal and RHP Edinson Volquez from Cincinnati in exchange for RHP Mat Latos on 12/17

2009: Selected by Cincinnati in the first round (43rd overall) of the First-Year Player Draft; signed by Reds' scout Rex de la Nuez



2015: American League All-Star

2011: Arizona Fall League All-Prospect Team/Rising Star
Southern League Midseason All-Star

2010: Carolina League Midseason All-Star



2017: Strained right flexor muscle (April 2-June 29)

2016: Strained left oblique (June 1-July 29)

Left adductor surgery (April 3-May 30)

BOXBERGER'S PITCHING HISTORY

YEAR	CLUB	W-L	ERA	G	GS	CG	SHO	SV	SVO	IP	H	R	ER	HR	HB	BB	SO	WP	BK
2019	Louisville (AAA, CIN)	0-0	11.81	5	0	0	0	0	0	5.1	10	8	7	2	0	5	8	0	0
	Harrisburg (AA, WSH)	1-1	1.04	8	0	0	0	1	1	8.2	6	2	1	0	0	3	11	1	0
	KANSAS CITY	1-3	5.40	29	0	0	0	1	4	26.2	25	16	16	3	1	17	27	1	0
	Minors (8 yrs.)	13-22	3.66	208	22	0	0	24	30	295.0	250	133	120	20	12	131	417	17	4
	MAJORS (8 yrs.)	21-30	3.59	320	0	0	0	77	0	311.0	244	137	124	43	13	162	395	13	3
	AMERICAN	18-22	3.59	218	0	0	0	44	61	208.0	159	86	83	28	10	99	267	10	3
	NATIONAL	3-8	3.58	102	0	0	0	33	41	103.0	85	51	41	15	3	63	128	3	0

BATTING HISTORY

YEAR	CLUB	AVG.	G	AB	R	H	2B	3B	HR	RBI	SH	SF	HBP	BB	SO	SB	CS	OBP	SLG	E
2014	Tampa Bay	.000	63	1	0	0	0	0	0	0	0	0	0	0	0	0	0	.000	.000	0
	MAJORS (8 yrs.)	.000	4	3	0	0	0	0	0	0	1	0	0	0	1	0	0	.000	.000	5

ALL-STAR GAME HISTORY

YEAR	CLUB/TM, SITE	W-L	ERA	G	GS	CG	SHO	SV	SVO	IP	H	R	ER	HR	HB	BB	SO	WP	BK
2015	AL/TB, CIN																		

--DID NOT PITCH--



43 RHP JEFF BRIGHAM

HEIGHT
6'0"

WT
195

B/T
R/R

BORN
FEDERAL WAY, WA

DOB
FEBRUARY 16, 1992

CAREER HIGHLIGHTS

- Jeffrey John Brigham made 49 appearances between Triple-A New Orleans (17 games) and Miami (32) in **2019**.
- Gave up only four runs over his last 17 appearances (18.0 IP), good for a 2.00 ERA. His ERA from August 18 onward led the team, and was tied for 16th in the NL (min. 18.0 IP).
- Earned his first Major League victory on August 1 vs. Minnesota over 2.0 perfect innings, with two strikeouts. Picked up his first career save on September 22 vs. Washington.
- Finished fifth professional campaign in Marlins starting rotation in **2018**, posting an 0-4 record and 6.06 ERA (16.1 IP/11 ER) in four starts.
- In 17 starts across three levels in the Marlins system prior to having contract selected on September 1, went 10-3 with a 2.36 ERA (95.1/25).
- Named Triple-A New Orleans Team MVP after going 5-2 with a 3.44 ERA (52.1 IP/20 ER) in nine starts.
- His 2.36 ERA ranked second among Miami farmhands, behind Batavia's Manuel Rodriguez (2.13). His 10 wins were second, behind Nick Neidert (12).
- Began season at Double-A Jacksonville, posting a 4-1 record and 1.18 ERA (38.0/5) over seven starts. Walked nine and struck out 41.
- Made Major League debut on September 2 against Toronto, surrendering three runs on four hits and four walks, with two strikeouts and a hit batter, over 3.0 innings. Was 10th Marlins player to make Major League debut, tying 1996 Marlins for sixth-most debuts in a single season in Club history.
- Spent **2017** with Single-A Jupiter; was limited to 11 starts due to two trips to DL, including season-ending stint on July 29 with right oblique strain.
- Spent **2016** with Single-A Jupiter, striking out 112 in 122.2 innings across 27 appearances (23 starts).
- Started **2015** in Los Angeles Dodgers' organization, going 6-5 with a 5.52 ERA in 19 games (14 starts).
- Began pro career with Rookie-level Ogden in the Pioneer League in **2014**, going 0-3, 3.58 in 11 games (10 starts), with 33 strikeouts.
- Attended the University of Washington and Thomas Jefferson High School (WA). Appeared in 50 games for Huskies, starting 28, over three years. In addition to baseball in high school, also played basketball (honorable mention all-league and team MVP in 2010, ran cross-country, and was on golf team (second team All-SPSL North in 2010).



INNINGS PITCHED	5.0 — 9/20/18 vs. CIN
STRIKEOUTS	6 — 9/20/18 vs. CIN
LAST CG	None
LAST SHUTOUT	None
LOW-HIT CG	None
SCORELESS IP	6.0 — 7/4/19 to 8/5/19 (GM. 2)
WIN STREAK	None
LOSS STREAK	4 — 9/2/18 to 9/25/18



Brigham talks to students at Kensington Park Elementary



2018: Triple-A New Orleans Team MVP
Southern League Pitcher of the Week (April 15)

2017: Florida State League Pitcher of the Week (June 18)



No MLB Injured List History



2015: Acquired by Miami with RHP Victor Araujo and RHP Kevin Guzman from Los Angeles-NL in exchange for RHP Mat Latos, INF Michael Morse and cash on 7/30

2014: Selected by Los Angeles-NL in fourth round of First-Year Player Draft; signed by Dodgers' scout Henry Jones

PITCHING HISTORY

YEAR	CLUB	W-L	ERA	G	GS	CG	SHO	SV	SVO	IP	H	R	ER	HR	HB	BB	SO	WP	BK
2019	New Orleans (AAA)	0-1	1.50	17	0	0	0	2	3	24.0	9	5	4	0	2	8	30	1	0
	MIAMI	3-2	4.46	32	0	0	0	1	2	38.1	36	20	19	8	1	14	39	6	0
	Minors (6 yrs.)	29-23	3.55	91	80	0	0	1	1	418.1	393	188	165	26	25	152	389	14	2
	MAJORS (2 yrs.)	3-6	4.94	36	4	0	0	1	2	54.2	52	31	30	10	3	27	51	6	0

BATTING HISTORY

YEAR	CLUB	AVG.	G	AB	R	H	2B	3B	HR	RBI	SH	SF	HBP	BB	SO	SB	CS	OBP	SLG	E
2019	MIAMI	.000	32	1	0	0	0	0	0	0	0	0	0	0	1	0	0	.000	.000	0
	MAJORS (2 yrs.)	.250	36	4	1	1	0	0	0	0	1	0	0	0	2	0	0	.250	.250	0



25 OF LEWIS BRINSON

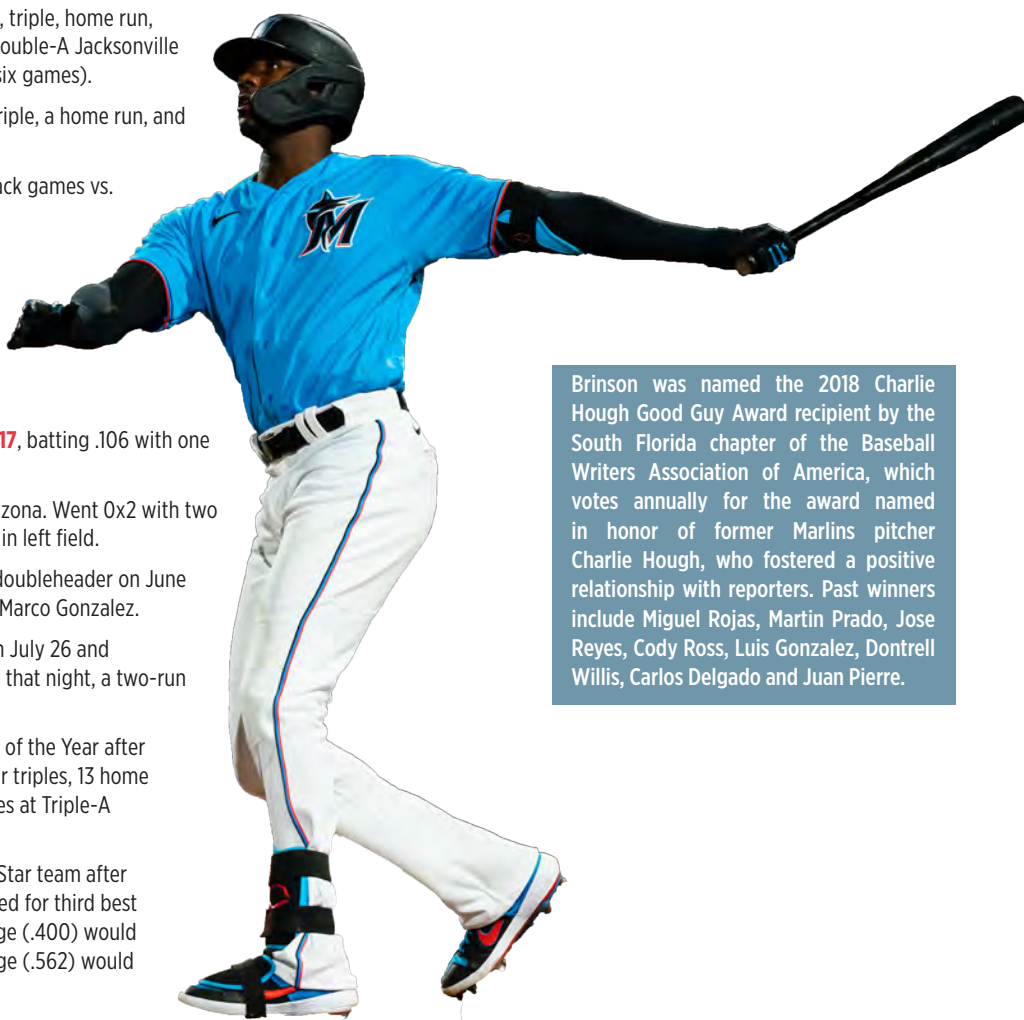
HEIGHT
6'5"WT
212B/T
R/RBORN
FORT LAUDERDALE, FLDOB
MAY 8, 1994

CAREER HIGHLIGHTS

- Lewis Lamont Brinson opened the **2019** season with Miami and hit .197 (15x76) in 27 games before being optioned to Triple-A New Orleans on April 30.
- Hit .239 (22x92) with three doubles, 15 RBI, and nine walks with runners on base, while producing five outfield assists in 70 games with Miami.
- In 81 games with Triple-A New Orleans, he hit .270 (80x296) with 15 doubles, four triples, 16 home runs, and 56 RBI. His 16 stolen bases ranked ninth in the PCL from May 3 to August 3.
- Had two homers in last game with NOLA (August 3 at Salt Lake); also had two home runs on June 16 at Albuquerque.
- His **2018** season was limited to 109 games due to stint on disabled list from July 4-August 31, missing 38 games due to right hip inflammation.
- Ranked second among National League rookies with five triples, and tied for sixth with 11 home runs.
- Had first career multi-homer game on April 19 at Milwaukee (two); became 15th rookie (19th time) in Club history to have a multi-homer game.
- Hit first career grand slam on May 20 at Atlanta, setting career high with four RBI.
- Had second career multi-homer game on June 6 at St. Louis; became just fifth rookie in Club history to have two-plus multi-homer games, joining Hanley Ramirez (2006), Cody Ross (2006), Giancarlo Stanton (2010), and Josh Willingham (2006).
- Also, became first rookie in Club history to have first two multi-homer games within his first 59 career games.
- Was batting .253 with three doubles, four triples, a home run, and eight RBI in 21 games prior to being placed on DL.
- Combined to hit .180 (9x50) with a double, triple, home run, and four RBI in 14 rehab games between Double-A Jacksonville (eight games) and Triple-A New Orleans (six games).
- Batted .239 (22x92) with four doubles, a triple, a home run, and 12 RBI in 25 games after return.
- Recorded game-winning RBI in back-to-back games vs. the Reds, September 22 & 23.
- Finished season with eight game-winning RBI. Tied Starlin Castro for team lead, ranked tied for second among NL rookies, and was most by a Marlins' rookie since Justin Bour had 10 in 2015 (Club record is 11, Mike Jacobs in 2006).
- Appeared in 21 games for Milwaukee in **2017**, batting .106 with one triple, two home runs and three RBI.
- Made Major League debut on June 11 at Arizona. Went 0x2 with two walks and first career stolen base, starting in left field.
- Recorded first MLB hit in second game of doubleheader on June 13 at St. Louis, an infield single to third off Marco Gonzalez.
- Promoted to Milwaukee for second time on July 26 and connected for first Major League home run that night, a two-run shot off Sean Doolittle, in ninth inning.
- Named Brewers' 2017 Minor League Player of the Year after batting .331 (99x299) with 22 doubles, four triples, 13 home runs, 48 RBI and 11 stolen bases in 76 games at Triple-A Colorado Springs.
- Named to Baseball America's Triple-A All-Star team after posting season average that would have tied for third best in PCL had he qualified. On-base percentage (.400) would have ranked fifth, while slugging percentage (.562) would have ranked eighth.



HITS	4 - 3/30/18 vs. CHC
RUNS	3 - 8/23/19 vs. PHI
HOME RUNS	2 - 2x; last, 6/6/18 at STL
RBI	4 - 5/20/18 at ATL
SB	1 LAST, 8/11/19 vs. ATL
HIT STREAK	8 - 7/2/18 to 9/7/18
WALK-OFF HITS	None



Brinson was named the 2018 Charlie Hough Good Guy Award recipient by the South Florida chapter of the Baseball Writers Association of America, which votes annually for the award named in honor of former Marlins pitcher Charlie Hough, who fostered a positive relationship with reporters. Past winners include Miguel Rojas, Martin Prado, Jose Reyes, Cody Ross, Luis Gonzalez, Dontrell Willis, Carlos Delgado and Juan Pierre.

- Opened season with 10-game hitting streak, batting .395 (17x43) with four doubles, three home runs and seven RBI.
- Participated in the All-Star Futures Game at Marlins Park in Miami, going 1x4 with a double and one RBI as US downed World, 7-6.
- From June 29-Aug. 5, hit in 20 consecutive games, marking longest hitting streak of career and sixth-longest hitting streak in PCL last season. Hit .375 (33x88) with seven doubles, three triples, two home runs and 12 RBI over streak.
- Had season cut short due to strained left hamstring suffered while running to first base on Aug. 14 vs. New Orleans.
- Began **2016** at Double-A Frisco in Texas Rangers' organization, batting .237 (72x3404) with 11 home runs, 40 RBI and 11 stolen bases in 77 games.
- Acquired by Milwaukee in five-player trade on Aug. 1 and finished season at Triple-A Colorado Springs, hitting .382 (34x89) with four home runs, 20 RBI and four stolen bases in 23 games.
- In **2015**, hit .332 (132x398) with 20 home runs, 69 RBI and 18 stolen bases in 100 games between Single-A High Desert (64g), Double-A Frisco (28g) and Triple-A Round Rock (8g).
- Was on seven-day disabled list from April 27-June 4 with right hamstring tendinitis.
- Played for Surprise Saguaros in Arizona Fall League (11 G, .300 AVG., 1 HR, 6 RBI, 5 SB) and then Mayaguez in Puerto Rican Winter League (13 G, .241 AVG., 2 HR, 5 RBI) following season.
- Batted .288 (100x347) with 13 home runs, 50 RBI and 12 stolen bases in 89 games between Single-A Hickory (43 games) and Single-A Myrtle Beach (46 games) in **2014**.
- In **2013**, hit .237 (103x447) with 21 home runs, 52 RBI and 24 stolen bases in 122 games at Single-A Hickory.
- Produced first 20/20 season in franchise history, earning South Atlantic League All-Star honors.
- Ranked fourth in South Atlantic League in home runs.
- In first professional season, led Arizona League in runs (54), doubles (22), total bases (124) and extra-base hits (36) and was among leaders in RBI (T2nd, 42), triples (T2nd, 7), hits (3rd, 67) and HR (T3rd, 7).
- Hit .283 (67x237) with seven home runs, 42 RBI and 14 stolen bases in 54 games with the Rookie Arizona Rangers.
- Graduated from Coral Springs (FL) High School. Committed to the University of Florida before signing with Texas in 2012.



Brinson taking part in the Miami Marlins' annual Thanksgiving Meal Distribution at Marlins Park.



2018: Acquired by Miami with INF Isan Diaz, OF Monte Harrison and RHP Jordan Yamamoto from Milwaukee in exchange for OF Christian Yelich on 1/25

2016: Acquired by Milwaukee with RHP Luis Ortiz and player to be named later (OF Ryan Cordell) from Texas in exchange for C Jonathan Lucroy and RHP Jeremy Jeffress on 8/1

2012: Selected by Texas in first round (29th overall) of First-Year Player Draft; signed by Rangers' scout Frankie Thon



2018: South Florida BBWAA Good Guy Award.
2017: Brewers' Minor League Player of the Year.
2013: South Atlantic League Midseason All-Star



2018: Right hip inflammation (July 4-August 31)

BRINSON'S BATTING HISTORY

YEAR	CLUB	AVG.	G	AB	R	H	2B	3B	HR	RBI	SH	SF	HBP	BB	SO	SB	CS	OBP	SLG	E
2019	New Orleans (AAA)	.270	81	296	56	80	15	4	16	56	0	0	10	32	100	16	5	.361	.510	4
	MIAMI	.173	75	226	15	39	9	1	0	15	2	1	6	13	74	1	1	.238	.293	5
	Minors (8 yrs.)	.283	640	2480	431	702	149	34	106	382	4	17	38	234	719	113	41	.352	.499	42
	MAJORS (3 yrs.)	.183	205	655	48	120	19	7	13	60	2	3	11	37	211	4	2	.238	.293	14

CAREER FIELDING

POS	G	GS	INN	TC	PO	A	E	FLD%
LF	8	5	50.2	6	6	0	0	1.000
CF	174	161	1431.0	445	426	6	13	.971
RF	11	10	76.1	21	19	1	1	.952

HOME RUN BREAKDOWN

GRAND SLAMS	1 - 5/20/18 at ATL
INSIDE-THE-PARK	None
LEADOFF	None
PINCH HIT	1 - 6/2/18 at ARI
WALK-OFF	None
MULTI-HR	None



Non-Roster Invite/Rookie

79

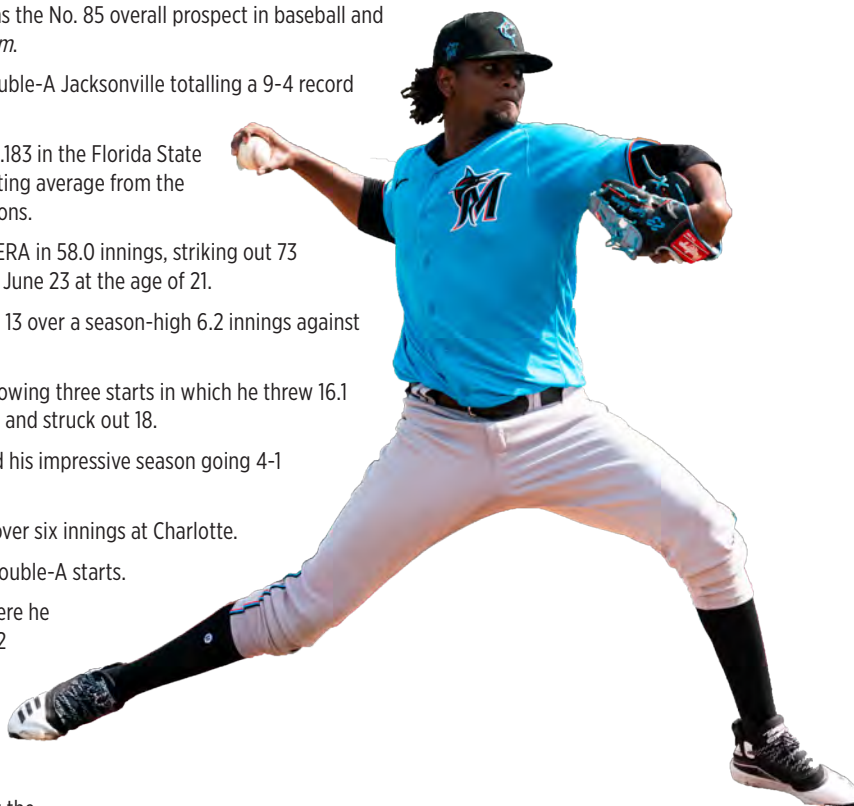
RHP

EDWARD CABRERA

HEIGHT
6'5"WT
217B/T
R/RBORN
SANTIAGO, DRDOB
APRIL 13, 1998

CAREER HIGHLIGHTS

- Edward Brandy Cabrera enters the 2020 season as the No. 85 overall prospect in baseball and the Marlins No. 5 prospect, according to *MLB.com*.
- Split **2019** between Advanced-A Jupiter and Double-A Jacksonville totalling a 9-4 record with a 2.23 ERA in 96.2 innings and 19 starts.
- Held hitters to a .190 batting average, including .183 in the Florida State League. Cabrera has reduced his opponents batting average from the year before in each of his four professional seasons.
- Made 11 starts for Jupiter going 5-3 with a 2.02 ERA in 58.0 innings, striking out 73 and earning him a promotion to Jacksonville on June 23 at the age of 21.
- Set a career-high in strikeouts on May 1, fanning 13 over a season-high 6.2 innings against Bradenton, allowing only two hits.
- Earned the call-up to Double-A Jacksonville following three starts in which he threw 16.1 total innings allowing eight hits, one earned run and struck out 18.
- Made eight starts for Jacksonville and continued his impressive season going 4-1 with a 2.56 ERA in 38.2 innings, striking out 43.
- In his fourth start at Double-A, he struckout 10 over six innings at Charlotte.
- Pitched six or more innings in five of his eight Double-A starts.
- Spent all of **2018** with Single-A Greensboro, where he went 4-8 with a 4.22 ERA in 100.1 innings and 22 starts, striking out 93.
- Began his season by allowing one hit in his first 11.0 innings of work, but walked seven in that span.
- Pitched seven innings in three starts throughout the season, including a seven shutout innings allowing just four hits against Lakewood on May 20.
- Spent all of **2017** with Short Season-A Batavia, going 1-3 with a 5.30 ERA in 13 games, 6 starts.
- Pitched in 11 games (7 starts) for the GCL Marlins in 2016.
- Struckout 28 in 47.0 innings and finished with a 2-6 record and a 4.21 ERA.
- Made his professional debut with the GCL Marlins in **2016**.
- Went 2-6 with a 4.21 ERA in 11 games, (7 starts) and 47.0 innings.
- Went unsigned during the 2014-15 international period before signing with the Marlins in July of **2015**.



"Teams began asking for him in trade talks shortly after he came to the United States for his pro debut in 2016, though his stuff was more impressive than his results in his first three seasons. That changed in 2019, when he logged a 2.23 ERA, .190 opponent average and 116 strikeouts in 96 2/3 innings while advancing to Double-A at age 21. He's doing a better job of throwing strikes and commanding his pitches, quieting talk that he'd wind up in the bullpen if he couldn't add more polish. If all goes according to plan, Sixto Sanchez and Cabrera should headline Miami's rotation in the near future." - *MLBPipeline.com*



2015: Signed by Miami as an international free agent on 7/2; signed by Marlins' scouts Albert González, Sandy Nin, and Domingo Ortega



2019: Florida State League Midseason All-Star
Florida State League Pitcher of the Week (June 9)

PITCHING HISTORY

YEAR	CLUB	W-L	ERA	G	GS	CG	SHO	SV	SVO	IP	H	R	ER	HR	HB	BB	SO	WP	BK
2019	Jupiter (A)	5-3	2.02	11	11	1	0	0	0	58.0	37	16	13	1	5	18	73	0	1
	Jacksonville (AA)	4-1	2.56	8	8	0	0	0	0	38.2	28	12	11	6	3	13	43	11	0
	Minors (4 yrs.)	16-21	3.67	65	54	2	1	0	0	279.2	266	136	114	20	24	91	269	39	2



Non-Roster Invite/Rookie

72 LHP DANIEL CASTANO

HEIGHT
6'3"

WT
231

B/T
L/L

BORN
ORLANDO, FL

DOB
SEPTEMBER 17, 1994

CAREER HIGHLIGHTS

- Daniel Alexander Castano split **2019** between Advanced-A Jupiter and Double-A Jacksonville. Made 12 appearances for Jupiter, going 0-2 with a 3.82 ERA in 33.0 innings, striking out 31. Earned a promotion to Jacksonville on May 27 and went 7-2 with a 3.35 ERA in 18 games (11 Starts), striking out 73 in 86.0 innings.
- Earned Southern League Pitcher of the Week honors after going seven innings against Biloxi, allowing just four hits and following it up with a complete game effort, allowing a run on five hits and striking out 13 against Mississippi.
- Named an *MILB.com* Organizational All-Star in **2018**.
- Pitched at three levels finishing the season in Advanced-A Jupiter. In all, he finished with a 9-12 record with a 3.93 ERA.
- Made 14 starts for Jupiter, going 5-8 with a 4.74 ERA in 76.0 innings.
- Made eight starts for Single-A Greensboro going 4-3 with a 2.70 ERA in 50.0 innings, striking out 52.
- Went 9-3 with a 2.57 ERA for Short Season - A State College in **2017** in 14 starts, striking out 81 in 91.0 innings.
- Drafted in **2016** after his sophomore season at Baylor where he made 13 starts in 16 total appearances on mound. Earned Honorable mention All-Big 12.
- Holds 25th-lowest earned run average all-time at Baylor (3.48). Set career highs in innings pitched (77.1), complete games (1) and strikeouts (45). Tied for first on team in strikeouts (45) and wins (4).
- Four-year letterwinner for coach Roy Kinnan at Lake Travis (Austin, Texas) High School. Top 500 recruit by Perfect Game and 48th-best LHP nationally.
- Ranked No. 66 overall in Texas and No. 11 LHP in state by Perfect Game. Named District MVP and Team MVP in 2013. Earned 2013 All-Central Texas first team honor. Named to Central Texas All-Star Team in 2013.
- Threw a no-hitter in District 4A playoff series vs. Crockett, striking out eight and walking just two in 2012.
- Played summer ball for the Austin Wings, winning national championships in his sophomore and junior seasons.
- His father, Alex, played linebacker at Rice University.



2019: Southern League Pitcher of the Week (August 11)
2017: New York-Penn League Midseason All-Star



2017: Acquired by Miami with RHP Zac Gallen, RHP Sandy Alcantara and OF Magneuris Sierra from St. Louis in exchange for OF Marcell Ozuna on 12/14

2016: Selected by St. Louis in the 19th round of the First-Year Player Draft



PITCHING HISTORY

YEAR	CLUB	W-L	ERA	G	GS	CG	SHO	SV	SVO	IP	H	R	ER	HR	HB	BB	SO	WP	BK
2019	Jacksonville (AA)	7-2	3.35	18	11	1	0	0	0	86.0	82	34	32	2	2	16	73	3	0
	Jupiter (A)	0-2	3.82	12	0	0	0	0	0	33.0	33	18	14	2	2	7	31	1	0
	Minors (4 yrs.)	27-21	3.76	80	59	3	0	0	0	393.0	418	196	164	26	14	76	335	27	1



29 C FRANCISCO CERVELLI

HEIGHT
6'0"WT
220B/T
R/RBORN
VALENCIA, VENDOB
MARCH 6, 1986

CAREER HIGHLIGHTS

- Francisco Cervelli began the **2019** Season with the Pittsburgh Pirates before being released in late August and signing with the Atlanta Braves.
- Played in 34 games for Pittsburgh, hitting .193 with three doubles, a home run and nine RBI.
- Played 14 games for Atlanta, hitting .281 with five doubles, a triple, two home runs and seven RBI.
- Led all Major League catchers with a .376 on-base percentage in **2018**.
- Set career highs in home runs, RBI, OPS (.809) and extra-base hits (30). Hit .302 (29-for-96) with runners in scoring position and .333 (18-for-54) with runners in scoring position and two outs.
- Shared the National League lead with 21 caught stealings with Jorge Alfaro. Threw out 21 of the 48 runners attempting to steal against him (44%).
- Hit a first-inning grand slam and had five RBI on July 9, **2017** at Wrigley Field. Batted second in the lineup and became the first Pittsburgh player ever to hit a grand slam in the first inning from the first, second or third spot of the starting lineup - the first to do so in the Majors since Mike Trout on April 20, 2013.
- Led all Major League catchers with a .371 on-base percentage in **2016**.
- Made 95 appearances (94 starts) behind the plate and two appearances (one start) at first base. Set career highs in walks and stolen bases.
- In **2015**, he made 128 appearances (124 starts) behind the plate - both career highs and the most starts by a Pittsburgh catcher since Jason Kendall made 145 in 2004.
- His 128 games behind the plate ranked second behind Yadier Molina (134) in the National League and was tied for fourth among all Major League catchers.
- Was the starting catcher and went 1-for-3 with a HBP in the Wild Card Game vs. Chicago on October 7.
- Limited to 47 games in **2014**, 17 games in **2013**, and three games in **2012**.
- In **2011**, he hit his first career grand slam on 5/8 at Texas, snapping a 307 at bat homerless stretch (dating to June 24, 2009); Derek Jeter also homered in the game, snapping his own 259 at bat homerless stretch. According to the Elias Sports Bureau, it marked the first time since 10/2/91 that a pair of Major League teammates each ended streaks of at least 250 homerless at bats in the same game (Kansas City's Hal McRae-297 and Jim Eisenreich-254).
- Was named to the ALDS and ALCS playoff rosters during the Yankees 2009 World Series run. Went 0-for-1 in two games.
- Spent his first full season in the Majors with the Yankees in **2010** and made 90 appearances (80 starts) at catcher. Hit .271 with 11 doubles, three triples, and 38 RBI.
- At the time of his first start at catcher on May 8, **2009**, was the third-youngest active catcher to start a game in the Majors in 2009 (23 years old) behind Pablo Sandoval (Giants, 22) and Lou Marson (Phillies, 22).
- Collected his first Major League hit - a single off Jeremy Guthrie - while calling CC Sabathia's shutout on May 8 at Baltimore. Became the second Yankees backstop to catch a shutout in his first start, joining Thurman Munson, who did so in his debut on August 8, 1969 by catching Al Downing's four-hit shutout vs. Oakland.
- Hit his first Major League home run off Atlanta's Kris Medlen on June 24 at Turner Field.



HITS	4 - 4x, last; 5/25/17 at ATL
RUNS	3 - 3x, last; 7/22/11 at OAK
HOME RUNS	1 - 38x, last; 9/24/2019 at KC
RBI	6 - 4/25/18 vs. DET
SB	2 - 5/30/11 at OAK
HIT STREAK	11 - 9/22/14 - 4/14/15
WALK-OFF HITS	1 - 9/16/09 vs. TOR

Cervelli hosted a two-hour Culinary Craft Camp in August 2015, which brought 30 kids, ages 10 to 12, from local YMCA summer programs to Pittsburgh's North Side Children's Museum to learn about cooking and painting. The camp featured a 45-minute cooking workshop with campers preparing a pasta dish with vegetables picked from the museum's garden and a 45-minute portrait painting workshop where the subject of the portraits was the Pirate Parrot mascot.



- Made his Major League debut on September 18, **2008** vs. Chicago-AL; entered the game as a defensive replacement behind the plate in the eighth inning (did not bat).
- Played for Team Italy during the 2009 and 2017 World Baseball Classics (his father was born in Italy).
- Received the 2013 "Project Sunshine Outstanding Volunteer-of-the-Year Award". Project Sunshine is a nonprofit organization that provides free educational, recreational and social programs to children and families facing medical challenges.



2007: Florida State League All-Star

2006: New York-Penn League All-Star



2020: Signed by Miami as free agent on 1/9

2019: Signed by Atlanta as free agent on 8/24

2014: Acquired by Pittsburgh from the New York-AL in exchange for LHP Justin Wilson on 11/12

2003: Signed by the New York-AL as international free agent on 3/1



2019: Concussion (May 26-August 22)

2018: Concussion (July 14-26)

Concussion (June 22-July 8)

2017: Left quad irritation (August 26-season)

Left wrist inflammation (August 14-25)

Concussion (June 20-July 3)

Concussion (June 7-14)

2016: Broken hamate bone in left hand (June 11-July 19)

2014: Strained right hamstring (April 14-June 17)

2013: Fractured right hand (April 27-season)

2011: Concussion (September 9-season)

Fractured left foot (March 22-April 29)

CERVELLI'S BATTING HISTORY

YEAR	CLUB	AVG.	G	AB	R	H	2B	3B	HR	RBI	SH	SF	HBP	BB	SO	SB	CS	OBP	SLG	E
2019	ATLANTA	.281	14	32	4	9	5	1	2	7	0	0	1	4	10	0	0	.378	.688	1
	PITTSBURGH	.193	34	109	11	21	3	0	1	5	1	0	4	9	31	1	0	.279	.248	2
	Minors (11 yrs.)	.262	347	1151	142	302	66	4	11	125	9	11	52	131	250	11	5	.361	.355	26
	MAJORS (12 yrs.)	.269	714	2203	271	592	100	16	38	268	20	17	54	262	491	16	13	.358	.380	51
	AMERICAN	.278	250	688	88	191	33	4	10	92	13	6	14	64	135	6	5	.348	.381	25
	NATIONAL	.265	464	1515	183	401	67	12	28	176	7	11	40	198	356	10	8	.362	.380	26

POSTSEASON HISTORY

YEAR	CLUB/OPP	SERIES	AVG.	G	AB	R	H	2B	3B	HR	RBI	SH	SF	HBP	BB	SO	SB	CS	OBP	SLG	E
2009	NY Yankees	ALDS	---	1	0	0	0	0	0	0	0	0	0	0	0	0	0	0	---	---	0
2009	NY Yankees	ALCS	.000	1	1	0	0	0	0	0	0	0	0	0	0	1	0	0	.000	.000	0
2010	NY Yankees	ALCS	.000	1	2	0	0	0	0	0	0	0	0	0	0	1	0	0	.000	.000	0
2015	Pittsburgh	NLWC	.333	1	3	0	1	0	0	0	0	0	1	0	0	0	0	0	.500	.333	0
2019	Atlanta	NLDS	.000	2	2	0	0	0	0	0	0	0	0	0	1	1	0	0	.333	.000	0
	Wild Card		.333	1	3	0	1	0	0	0	0	0	0	1	0	0	0	0	.500	.333	0
	Division Series		.000	3	2	0	0	0	0	0	0	0	0	0	1	1	0	0	.333	.000	0
	League Championship Series		.000	2	3	0	0	0	0	0	0	0	0	0	0	2	0	0	.000	.000	0
	Totals		.125	6	8	0	1	0	0	0	0	0	0	1	1	3	0	0	.300	.125	0
	American		.000	3	3	0	0	0	0	0	0	0	0	0	0	2	0	0	.000	.000	0
	National		.200	3	5	0	0	0	0	0	0	0	0	1	0	0	0	0	.429	.200	0

CAREER FIELDING

POS	G	GS	INN	TC	PO	A	E	FLD%
C	672	620	5441.0	5222	4789	383	50	.990
1B	15	11	100.1	84	81	2	1	.988
2B	2	0	3.0	1	0	1	0	1.000
3B	4	0	5.0	1	1	0	0	1.000

CAREER IN-DEPTH CATCHING

POS	SB	CCS	CS%	CERA	PB
C	378	100	79.1	3.83	46

HOME RUN BREAKDOWN

GRAND SLAMS	4 - Last; 8/10/18 at SFG
INSIDE-THE-PARK	None
LEADOFF	None
PINCH HIT	1 - 6/7/18 vs. LAD
WALK-OFF	None
MULTI-HR	None



Non-Roster Invite/Rookie

91 C SANTIAGO CHAVEZ

HEIGHT
5'11"WT
202B/T
R/RBORN
SALTILLO, MXDOB
AUGUST 5, 1995

CAREER HIGHLIGHTS

- Jose Santiago Chavez (Trevino) spent all of **2019** with Double-A Jacksonville. Hit .173 with five doubles, a home run and 16 RBI in 79 games.
- Split the season between Single-A Stockton and Double-A Midland in the Oakland organization in **2018**, combining for a .241 average and three home runs.
- In 34 games at Stockton, hit a career best .268 in 112 at-bats before getting promoted to Double-A. All three of his home runs were at Stockton.
- At Midland, hit .209 with nine doubles, four RBI and 13 runs in 28 games.
- Had a 12-game on-base streak to start the season, hitting .317 (13x41) with seven doubles and four RBI over that stretch.
- In **2017**, spent season at Single-A Stockton.
- Began the season with a .289 average through first 10 games. Hit safely in nine of his first 10 games.
- Recorded a hit in nine straight games from April 27-May 12.
- Hit first career home run on April 29 against San Jose. Hit his second career home run on May 4 against San Jose.
- Had been homerless in his first 276 career games.
- Threw out 38.6 percent of runners attempting to steal (17-of-44).
- In **2016**, spent the whole season at Single-A Beloit hitting .207 in 80 games.
- Led Midwest League, throwing out 46.1 percent of attempted base stealers (35-of-76).
- Had 38-game errorless streak from May 26-August 7.
- Missed time from June 9-24 with right thumb contusion, costing appearance in Midwest League All-Star Game.
- In **2015**, split season between Beloit (43 games) and Stockton (22).
- Threw out 40.3 percent of runners attempting to steal (29-of-72).
- Also pitched twice, allowing two unearned runs in 2.1 innings.
- First career pitching appearance came on July 26 at Lancaster (1.1 ip, h, 2 r, 0 er, so, hr); second was on August 15 against Visalia (1.0 ip, h).
- Split **2014** season between Single-A Vermont, Beloit and Double-A Midland.
- Threw out 35.9 percent of runners attempting to steal (28-of-78).
- Spent **2013** season with the DSL Athletics. Hit .223 with nine RBI in 30 games.
- Threw out 67.6 percent of runners attempting to steal base (25-of-37).
- Began professional career in **2012** with DSL Athletics, playing 35 games.
- Threw out 65.2 percent of runners attempting to steal (15-of-23) in 15 games at catcher.
- Three straight multi-hit efforts from June 25-28, hitting 7-of-10 with two RBI and two doubles over that stretch.

**2016:** Midwest League Midseason All-Star**2018:** Signed by Miami as Minor League free agent on 11/5**2012:** Signed by Oakland as international free agent on 5/31

BATTING HISTORY

YEAR	CLUB	AVG.	G	AB	R	H	2B	3B	HR	RBI	SH	SF	HBP	BB	SO	SB	CS	OBP	SLG	E
2019	Jacksonville (AA)	.173	79	248	17	43	5	0	1	16	4	0	2	18	84	0	0	.235	.206	5
	Minors (8 yrs.)	.194	468	1472	118	285	53	1	6	89	35	6	14	92	363	8	8	.247	.243	42



Rookie

70 SS JAZZ CHISHOLM

HEIGHT
5'11"

WT
184

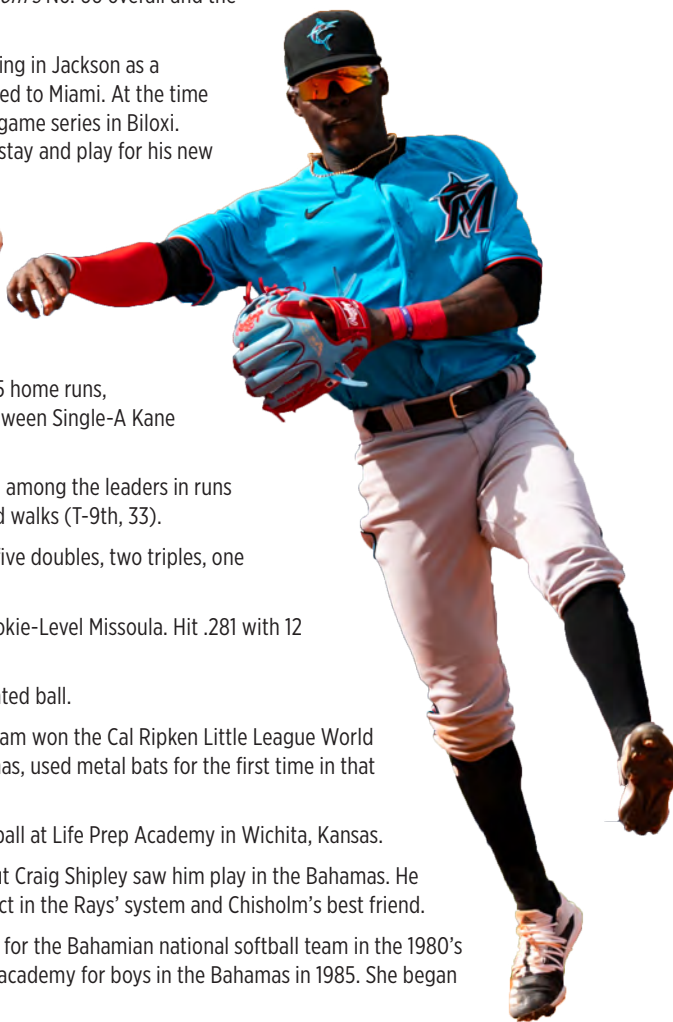
B/T
L/R

BORN
NASSAU, BS

DOB
FEBRUARY 11, 1998

CAREER HIGHLIGHTS

- Jasrado Hermis Arrington Chisholm enters the 2020 season as *MLB.com's* No. 66 overall and the Marlins No. 3 prospect.
- Spent the entire **2019** season in the Double-A Southern League, playing in Jackson as a member of the Diamondbacks and then Jacksonville after being traded to Miami. At the time of the trade, Chisholm was with Jackson having just finished a three game series in Biloxi. Biloxi played host to Jacksonville the next day, allowing Chisholm to stay and play for his new team on August 1.
- In his first game with the Jumbo Shrimp, he went 3x4 with a home run and a triple.
- Hit .284 with four doubles, two triples, three home runs, and 10 RBI in 23 games for the Jumbo Shrimp.
- Named Diamondbacks Minor League Player of the Year in **2018** after he hit .272 AVG/.329 OBP/.513 SLG with 23 doubles, 6 triples, 25 home runs, 70 RBI, 39 walks, 17 stolen bases and 79 runs scored in 112 games between Single-A Kane County and Single-A Adv. Visalia.
- Led all Diamondbacks Minor Leaguers with 25 home runs and ranked among the leaders in runs (3rd, 79), triples (T-5th, 6), RBI (7th, 70), slugging pct. (8th, .513) and walks (T-9th, 33).
- Played 29 games in **2017** all for Single-A Kane County. Hit .248 with five doubles, two triples, one home run, and 12 RBI.
- Played in 62 games in his first professional season in **2016**, all for Rookie-Level Missoula. Hit .281 with 12 doubles, a triple, nine home runs, and 37 RBI.
- From Nassau, Bahamas and is 1 of 19 Bahamian-born players in affiliated ball.
- Was seen by American coaches the first time in 2010 when his U12 team won the Cal Ripken Little League World Series. The team, who usually used heavy wooden bats in the Bahamas, used metal bats for the first time in that tournament.
- Moved to the United States when he was 13 to play high school baseball at Life Prep Academy in Wichita, Kansas.
- Was signed by the D-backs on July 5, **2015**, at 17 years old, after scout Craig Shipley saw him play in the Bahamas. He was seen at a showcase centered around Lucius Fox, who is a prospect in the Rays' system and Chisholm's best friend.
- His grandmother, Patricia Coakley ("Grammy Pat"), played shortstop for the Bahamian national softball team in the 1980's and didn't retire until after her 60th birthday. She started a baseball academy for boys in the Bahamas in 1985. She began doing soft-toss with Jazz starting when he was 2 years old.
- Participated in the third annual Don't Blink Home Run Derby in Paradise in his native Bahamas in January 2020. The derby was held on a raised platform built on the beach that allowed hitters to hit into the Caribbean Sea.



Chisholm is seeking to become the seventh player born in the Bahamas to play in a Major League game and the first since Andre Rodgers in 1967 to play shortstop. Rodgers was the first Big Leaguer from the Bahamas and took over the shortstop position for the Chicago Cubs when Ernie Banks moved to first base.



2019: Southern League Postseason All-Star
Southern League Player of the Week (May 5)

2018: Midwest League Midseason All-Star
Diamondbacks' Minor League Player of the Year

2016: Pioneer League Midseason All-Star



2019: Acquired by Miami from Arizona in exchange for RHP Zac Gallen on 7/31

2015: Signed by Arizona as international free agent on July 5; signed by Diamondbacks' scout Craig Shipley

BATTING HISTORY

YEAR	CLUB	AVG.	G	AB	R	H	2B	3B	HR	RBI	SH	SF	HBP	BB	SO	SB	CS	OBP	SLG	E
2019	Jackson (AA, ARI)	.204	89	314	51	64	6	5	18	44	0	3	6	41	123	13	4	.305	.427	18
	Jacksonville (AA)	.284	23	81	6	23	4	2	3	10	0	0	2	11	24	3	0	.383	.494	0
	Minors (4 yrs.)	.283	640	2480	431	702	149	34	106	382	4	17	38	234	719	113	41	.352	.499	42



61 LHP ADAM CONLEY

HEIGHT
6'3"WT
209B/T
L/LBORN
REDMOND, WADOB
MAY 24, 1990

CAREER HIGHLIGHTS

- Adam Michael Conley set a career high with 60 appearances in **2019**.
- Had his most dominant performance as a reliever on June 25 vs. Washington. He tossed 3.0 scoreless innings with seven strikeouts, a career high as a reliever. It was the fourth time in Club history a reliever struck out seven-or-more in an appearance, the first since Merandy Gonzalez had seven strikeouts on May 9, 2018 at the Cubs.
- His 11 losses were the most by a reliever in a single season in Franchise history; Kevin Gregg (8 in 2008) and Brian Edmondson (8 in 1999) held the previous record.
- Inherited 22 runners and allowed only three to score (13.6 IRS%).
- Began the **2018** season with Triple-A New Orleans, before being recalled on May 18; in eight starts for the Baby Cakes, went 2-4 with 5.18 ERA (40.0 IP/23 ER).
- Worked exclusively as a reliever with Miami, making career-high 52 appearances. Finished with 3-4 record and 4.09 ERA (50.2/23). Entering the year, had made just six career relief appearances, going 1-1 with a 4.35 ERA.
- Held opponent scoreless in 41 of 52 appearances; in six of the 11 games in which he allowed a run, he allowed two or more.
- Held opponents to a .143 average in first half, sixth-best among NL relievers (min. 20 GP).
- Split **2017** between Miami and Triple-A New Orleans, combining on an 11-11 record and 5.89 ERA (165.0 ip/108 er) over 34 appearances (32 GS).
- Set new career high with 11 strikeouts in win at Mets on Aug. 20. In prior appearance, against the Giants on August 14, did not strike out a batter over 6.1 innings. The last pitcher with more than 10 strikeouts immediately following a game in which he went at least 6.0 innings without one was the Cardinals' Joe Magrane, who had 11 in a three-hit shutout at Wrigley Field on June 22, 1990. - *Elias Sports Bureau*.
- In first full Major League season in **2016**, went 8-6 with 3.85 ERA (133.1 /57) in 25 starts in 2016. Ranked second among Marlins' starters in ERA and third in innings pitched, wins and strikeouts (124).
- Combined to strike out 17 in two starts from April 13-19, which marked most strikeouts by a Marlins left-handed starter in consecutive appearances since Dontrelle Willis (18 from Sept. 10-15, 2006: Stats LLC). Did so for second time from June 1-7.
- Earned first win after no-hitting Milwaukee over 7.2 frames on April 29 at Miller Park. Walked four and struck out seven.
- In research provided by Elias, Conley, who left game with 5-0 lead after throwing 116 pitches, was first pitcher in Major League history to be removed from a start with a lead after pitching at least 7.2 innings without allowing a hit. Previous all-time record had been established just three weeks before, when Dodgers rookie Ross Stripling pitched 7.1 hitless innings in his Major League debut on April 8 at San Francisco.
- Earned second win of season on May 5 vs. Arizona. Allowed two hits and a walk with six strikeouts in 5.1 innings. Did not allow a hit until fourth inning, running hitless innings streak to 11.1. Marked longest such streak by starter in Majors that season, and longest by any starter in Club history.
- Ranked as second-longest stretch overall, behind Armando Benitez's 14.0 hitless innings from May 4-June 4, 2004. In addition, tied Marlins' record for fewest hits allowed (2) in a two-start stretch, equaling accomplishment of Al Leiter in May 1996.
- Began **2015** at Triple-A New Orleans, but joined Miami's starting rotation by mid August. Posted a 4-1 record and 3.76 ERA in 15 games (11 starts). Among National League rookie starters with 10-or-more starts, ranked fourth in ERA (3.68) and strikeouts/9.0 innings (8.44).
- Made Major League debut in first of three stints with Miami, tossing scoreless inning on June 10 at Toronto. Retired side in order with just six pitches.



INNINGS PITCHED	8.0 - 6/22/16 vs. ATL
STRIKEOUTS	11 - 8/20/17 at NYM
LAST CG	-
LAST SHUTOUT	-
LOW-HIT CG	-
SCORELESS IP	13.1 - 9/8/15 to 9/23/15
WIN STREAK	3 - 2x; last, 7/3/16 to 7/26/16
LOSS STREAK	6 - 7/26/18 to 4/24/19



- Made first career start on July 11 vs. Cincinnati, earning win after limiting Reds to two runs and five hits (one home run) while walking two and striking out two in 5.0 innings.
- Led NL rookie starters with 2.54 ERA in September, while ranking second in strikeouts (30) and third in opponents batting average (.219).
- With Zephyrs, went 9-3 with 2.52 ERA (107.0/30). Named Marlins' Pitcher of the Month for June. Went 3-0 with 2.05 ERA (26.1/6) in five appearances (four starts) in June, holding opponents to .172 average with 19 strikeouts and nine walks.
- Spent most of **2014** with Triple-A New Orleans. Made one start for Advanced-A Jupiter while rehabbing a left triceps strain.
- Went 3-5 with NOLA with a 6.00 ERA in 12 games (11 starts). Pitched 60.0 innings and struckout 48.
- Led Double-A Jacksonville in wins (11), starts (25), complete games (3), innings pitched (138.2) and strikeouts (129) in **2013**. Led Marlins' farmhands in wins and complete games, ranked second in strikeouts and seventh in ERA (3.25). Went 11-7 with a 3.25 ERA in a career-high 138.2 innings. Struck out 129 and walked just 37.
- Set a career-high in strikeouts with 135 in 127.0 innings in **2012** between Single-A Greensboro and Advanced-A Jupiter.
- Went 7-3 with a 2.78 ERA with 84 strikeouts in 74.1 innings for Greensboro in 14 starts before being promoted on June 24.
- Went 4-2 with a 4.44 ERA in 12 starts for Jupiter. Pitched 52.2 innings and struckout 51.
- Made his professional debut in **2011** with the GCL Marlins. Pitched in two games (2.0 ip, 1 h, 2 so).
- Following senior season at Olympia High School (WA), in which he set single-season school records in wins (8), innings pitched (63.0), strikeouts (86) and average against (.129), went to Washington State University. Set a WSU freshman record with 25 appearances. Earned All-Pac-10 honors following sophomore season.
- Married to Kendall and couple has two daughters and an adopted son (his nephew).



Conley playing catch with a young fan at Kensington Park Elementary.



2011: Selected by Marlins in second round of First-Year Player Draft; signed by Marlins' scout John Hughes



2015: Marlins' Minor League Pitcher of the Year
Pacific Coast League Midseason and Postseason All-Star
Pacific Coast League Pitcher of the Week (July 6)

2013: Southern League Midseason All-Star

2012: South Atlantic League Midseason All-Star



2016: Left third finger tendinitis (August 15-September 25)

CONLEY'S PITCHING HISTORY

YEAR	CLUB	W-L	ERA	G	GS	CG	SHO	SV	SVO	IP	H	R	ER	HR	HB	BB	SO	WP	BK
2019	MIAMI	2-11	6.53	60	0	0	0	2	4	60.2	76	45	44	10	3	29	53	2	0
	Minors (7 yrs.)	39-28	3.87	106	101	4	2	0	1	542.1	516	266	233	31	21	187	463	27	2
	MAJORS (5 yrs.)	4.82	174	56	0	0	5	9	414.1	417	231	222	54	26	172	358	19	0	0

BATTING HISTORY

YEAR	CLUB	AVG.	G	AB	R	H	2B	3B	HR	RBI	SH	SF	HBP	BB	SO	SB	CS	OBP	SLG	E
2019	MIAMI	.000	60	1	0	0	0	0	0	0	0	0	0	0	0	0	0	.000	.000	0
	MAJORS (2 yrs.)	.143	122	84	7	12	0	0	0	0	14	1	0	3	44	0	0	.170	.143	1



Non-Roster Invite

48 RHP RYAN COOK

HEIGHT
6'1"WT
227B/T
R/RBORN
CLOVIS, CADOB
JUNE 30, 1987

CAREER HIGHLIGHTS

- Ryan William Cook pitched 40.1 innings for the Yomiuri Giants of the Japan Central League in **2019**, finishing with a 1-3 record and a 4.91 ERA with six saves.
- Pitched in 19 games for Seattle in **2018** after missing all of 2017 with "Tommy John" surgery, going 2-1 with a 5.29 ERA striking out 23 in 17.0 innings for the Mariners.
- Missed all of **2016** with a strained latissimus dorsi muscle.
- Had 18.69 ERA (18 ER, 8.2 IP) in 9 relief appearances for Oakland and Boston in **2015**. With AAA Nashville and AAA Pawtucket, he combined to go 4-1 with 3.16 ERA (15 ER, 42.2 IP) with 36 strikeouts. Appeared in 5 games in three stints with the Red Sox.
- Appeared in 54 games with Oakland in **2014** despite two stints on disabled list and was 1-3 with a save and a 3.42 ERA.
- Went 6-4 with two saves and a 2.54 ERA in team-leading 71 relief appearances for Oakland in **2013**.
- Did not allow a run on road until May 26 at Houston, which snapped a 22.2-inning road scoreless streak dating back to Aug. 11, 2012, the 3rd-longest by a reliever in Oakland history. Allowed first home run of season Aug. 10 at Toronto, snapping a 72-game, 75.2-inning, 302-batters faced homerless streak. The 75.2-inning homerless streak was fifth longest in Oakland history by a reliever.
- Went 6-2 with 14 saves, a 2.09 ERA in 71 appearances in **2012**. Tied Oakland rookie record for games and had third-best save total.
- Was second among AL rookies in saves and appearances. Among AL relievers was 3rd in opponents average, 4th in slugging, 5th in ERA, T6th in wins, 9th in on-base percentage and T9th in strikeouts.
- Did not allow a run over first 21 games (23.0 IP); longest season-opening scoreless streak by player on Oakland Opening Day roster since at least 1916; Alex Kellner (21.0 IP in 1953). Went 2-2 with a 1.41 ERA in 38 games before the All-Star Break, earning him a spot on the American League All-Star team.
- Earned his first MLB win May 17 at Texas. Made MLB debut with Arizona in **2011**, making 12 relief appearances in three stints. Selected from Double-A Mobile July 20 and made his debut that day vs. Milwaukee.
- Graduated from Clovis (CA) HS in 2005. Attended University of Southern California where he went 18-13 with 5.33 ERA in 46 games.



INNINGS PITCHED 2 - 9x; last, 4/30/15 vs. LAA
STRIKEOUTS 4 - 2x; last, 8/24/12 at TBR
SCORELESS IP 24.0 - 9/28/11 - 5/27/12
WIN STREAK 2 - 2x; last, 8/11 - 8/12/13
LOSS STREAK -

**2012:** American League All-Star**2017:** Midwest League Midseason All-Star**2016:** Back strain (March 12-November 2)**2014:** Right forearm strain (May 9-June 3)

Right shoulder inflammation (March 28-April 7)

**2020:** Signed by Miami as Minor League free agent on 1/7**2016:** Signed by Seattle as Minor League free agent on 11/7

Signed by Seattle as a free agent on 1/7

2015: Selected off waivers by Chicago-NL from Boston on 11/6

Acquired by Boston from Oakland for a PTBNL and cash on 7/31

2011: Acquired by Oakland with Collin Cowgill and Jarrod Parker from Arizona in exchange for LHP Craig Breslow and RHP Trevor Cahill on 12/9**2008:** Selected by Arizona in the 27th Round of the First-Year Player Draft; signed by D-backs' scout Hal Kurtzman

PITCHING HISTORY

YEAR	CLUB	W-L	ERA	G	GS	CG	SHO	SV	SVO	IP	H	R	ER	HR	HB	BB	SO	WP	BK
2019	Yomiuri Giants (JPCL)	1-3	4.91	28	0	0	0	6	8	40.1	48	23	22	3	1	15	30	2	0
	Minors (8 yrs.)	23-29	3.57	179	57	0	0	31	35	448.1	412	215	178	22	40	160	380	28	3
	MAJORS (3 yrs.)	15-13	3.58	236	0	0	0	17	33	224.0	182	94	89	17	13	96	233	18	1
	AMERICAN	15-12	3.45	224	0	0	0	17	33	216.1	171	88	83	17	13	88	226	17	0
	NATIONAL	0-1	7.04	12	0	0	0	0	0	7.2	11	6	6	0	0	8	7	1	1

POSTSEASON HISTORY

YEAR	CLUB/OPP	SERIES	W-L	ERA	G	GS	CG	SHO	SV	SVO	IP	H	R	ER	HR	HB	BB	SO	WP	BK
2011	OAK/DET	ALDS	1-0	8.10	4	0	0	0	0	1	3.1	4	3	3	0	1	1	4	1	0
2013	OAK/DET	ALDS	0-0	27.00	1	0	0	0	0	0	0.2	1	2	2	0	0	1	1	0	0
	TOTALS		1-0	11.25	5	0	0	0	0	1	4.0	5	5	5	0	1	2	5	1	0

ALL-STAR GAME HISTORY

YEAR	CLUB/TM, SITE	W-L	ERA	G	GS	CG	SHO	SV	SVO	IP	H	R	ER	HR	HB	BB	SO	WP	BK
2012	AL/OAK, KC	0-0	0.00	1	0	0	0	0	0	1.0	0	0	0	0	0	0	2	0	0



26 INF/OF GARRETT COOPER

HEIGHT
6'5"

WT
235

B/T
R/R

BORN
TORRANCE, CA

DOB
DECEMBER 25, 1990

CAREER HIGHLIGHTS

- Garrett Nicholas Cooper entered the **2019** season with zero career home runs, and just 27 total games played in the Majors. Finished the season with 16 doubles, a triple, 15 home runs, and 50 RBI hitting .281 (107x421) across 107 games.
- Season ended on September 13 at San Francisco due to a left knee contusion.
- Batted .375 (15x40) with three doubles, three homers, seven RBI over his last 10 games.
- Hit his first career grand slam, a go-ahead homer in the ninth inning at Detroit on May 23.
- It was the third two-out, go-ahead grand slam in the ninth inning or later in Club history (first on the road), also: Bobby Bonilla (Sept. 16, 1997 vs. Colorado, down 6-5 in ninth) and Giancarlo Stanton (May 13, 2012 vs. Mets, tied 4-4 in ninth).
- Had the longest on-base streak of the season, a 20-game streak from May 30 to June 23 (.408; 31x76, 3 2B, 3B, 4 HR, 11 RBI, 8 BB).
- Had second career GS on June 12 vs. St. Louis when he finished a double shy of the cycle.
- Was involved in back-to-back homers for the fourth time in 2019 on September 11 vs. Milwaukee; tied with eight others for second-most in Club history, behind Carlos Delgado (5 in 2005). - Elias Sports Bureau
- He became the first player in Club history to hit a go-ahead homer in the seventh inning or later in back-to-back games on Sept. 3 & 4 at Pittsburgh. First was a go-ahead 10th-inning solo shot; second a game-tying two-run homer in the 7th inning.
- Miami was 10-5 when he homered, and 19-10 when he had an RBI.
- Limited to 14 games in **2018** due to two stints on disabled list for right wrist injuries.
- Missed 85 games from April 5 (retro to April 2) through July 5 with a contusion after being hit by a pitch; suffered a sprain and returned to DL on July 24, eventually undergoing season-ending surgery to repair a torn tendon sheath.
- Was 1x7 with an RBI in just four games prior to first injury, suffered April 1 vs. Cubs.
- Prior to return from first DL stint, hit .300 (9x30) with a double, a home run, and five RBI in nine rehab games with Triple-A New Orleans, and was 2x3 in two rehab games for Single-A Jupiter.
- Returned from rehab on July 5; recalled from 60-day DL July 6.
- Went 6x26 (.231) with two runs scored, a double, and an RBI in 10 games for Miami prior to season-ending DL stint.
- In **2017**, made Major League debut in July 14 loss at Boston, after having contract selected from Triple-A Scranton/Wilkes-Barre prior to game. Made start at first base and went 0x4.
- Collected first MLB hit with fifth-inning double off David Price in second game of July 16 doubleheader at Boston.
- Went 3x4 with one run scored, two doubles and one RBI in July 17 loss at Minnesota, recording first career run scored and RBI. Marked first career multi-hit game.
- Had three straight multi-hit games from August 8-10 in Toronto, batting .667 (8x12) with one run, two doubles and four RBI.
- Was 4x5 with one run, a double and two RBI in Aug. 9 win at Toronto, his 10th career game. Became just second Yankee since 2000 to collect at least four hits in a game within his first 10 Major League games (also Gary Sánchez, 4x5 on Aug. 10, 2016 at Boston in his ninth game).
- Placed on 10-day disabled list from Aug. 17-Sept. 9 with left hamstring tendonitis, missing 22 games. Returned from rehab, reinstated from DL and optioned to Scranton/WB on Sept. 9.
- Overall, hit .326 (14x43) with three runs, five doubles, one triple and six RBI in 13 games (13 starts at 1B) over two stints with Yankees (July 14-31 and Aug. 6-Sept. 9).
- Among Yankees to debut in Majors since 1950, his 14 hits through his first 11 career games (July 14-Aug. 10) were tied for most (Yangervis Solarte, 14x39 in 2014).
- In 2017, combined to hit .377 (124x349) with 35 doubles, one triple, 18 home runs and 90 RBI in 90 games between Triple-A Colorado Springs, Double-A Trenton, Triple-A Scranton/Wilkes-Barre and the Yankees.



HITS	4 - 2x; last, 6/4/19 at MIL
RUNS	4 - 6/4/19 at MIL
HOME RUNS	1 - 15x; last, 9/11/19 vs. MIL
RBI	4 - 2x; last, 6/12/19 vs. STL
SB	None
HIT STREAK	4 - 6/6/19 TO 6/23/19
WALK-OFF HITS	None



- Began season with Triple-A Colorado Springs in Milwaukee's system, hitting .366 (102-for-279) with 64 runs, 29 doubles, 17 home runs, 82 RBI and 33 walks. At time of All-Star break, led all Triple-A players in batting average and doubles: ranked second in Pacific Coast League in RBI, OBP (.428) and SLG (.652), was tied for second with 46 extra-base hits and was third in runs scored.
- Went 1x3 with one run scored and one RBI in Triple-A All-Star Game on July 12 at Cheney Stadium in Tacoma, WA.
- Traded to Yankees on July 13, assigned to Triple-A Scranton/WB, but had contract selected and made MLB debut on July 14 at Boston.
- MLB stint ended with trip to DL from Aug. 17-Sept. 9; optioned to Scranton/WB upon reinstatement on Sept. 9.
- In **2016**, hit .319 with 18 doubles, a triple and two home runs in 63 games in first half with Double-A Biloxi to earn Southern League Midseason All-Star honors.
- Promoted to Triple-A Colorado Springs on July 26 and hit .317 with five home runs and 19 RBI in 30 games in August and September.
- Led all Brewers minor leaguers with a .310 (140x451) batting average in 128 games between Class-A Brevard County and Double-A Biloxi in **2015**.
- Hit .283 with six home runs and 30 RBI in 48 games between Rookie Helena and Class-A Wisconsin in **2013**.
- Connected for two solo home runs in first professional game on June 20 at Missoula, including a homer in first plate appearance.
- Played first two collegiate seasons at El Camino Community College in Torrance, California, where he was a two-time All-South Coast Conference selection (2010-11).
- Transferred to Auburn University for junior and senior seasons and was named a Second-Team All-SEC selection as a senior in 2013.
- He is the youngest of seven children.



Cooper talks with young fans during a Boys and Girls Club visit.



2017: Acquired by Miami with LHP Caleb Smith from New York-AL in exchange for RHP Michael King and international signing bonus pool money on 11/20

Acquired by New York-AL from Milwaukee in exchange for LHP Tyler Webb on 7/13

2013: Selected by Milwaukee in sixth round of First-Year Player Draft; signed by Brewers' scout Scott Nichols



2017: Pacific Coast League Midseason All-Star

2016: Southern League Midseason All-Star



2019: Left hand contusion (May 3-11)

Left calf strain (March 31-April 30)

2018: Torn tendon sheath, right wrist (July 24-season)

Right wrist contusion (April 5-July 5)

2017: Left hamstring tendinitis (August 17-September 9)

COOPER'S BATTING HISTORY

YEAR	CLUB	AVG.	G	AB	R	H	2B	3B	HR	RBI	SH	SF	HBP	BB	SO	SB	CS	OBP	SLG	E
2019	Jupiter (A+)	.538	5	13	1	7	2	0	1	1	0	0	0	3	0	0	0	.625	.923	1
	MIAMI	.281	107	381	52	107	16	1	15	50	0	2	5	33	110	0	0	.344	.446	3
	Minors (7 yrs)	.305	475	1640	228	501	119	7	47	275	1	15	26	154	336	5	4	.371	.473	44
	MAJORS (3 yrs)	.280	134	457	57	128	22	2	15	58	0	3	6	38	134	0	0	.341	.435	3
	AMERICAN	.326	13	43	3	14	5	1	0	6	0	1	0	1	12	0	0	.333	.488	0
	NATIONAL	.275	121	414	54	114	17	1	15	52	0	2	6	37	122	0	0	.342	.430	3

CAREER FIELDING

POS	G	GS	INN	TC	PO	A	E	FLD%
1B	90	83	690.1	619	571	45	3	.995
LF	6	3	31.2	9	8	1	0	1.000
RF	34	34	269.0	66	62	4	0	1.000

HOME RUN BREAKDOWN

GRAND SLAMS	2 - Last; 5/23/19 at DET
INSIDE-THE-PARK	None
LEADOFF	None
PINCH HIT	None
WALK-OFF	None
MULTI-HR	None



Rookie

80 INF JOSÉ DEVERS

HEIGHT
6'0"

WT
174

B/T
L/R

BORN
SAMANA, DR

DOB
DECEMBER 7, 1999

CAREER HIGHLIGHTS

- Jose Rodolfo Devers enters the 2020 season as MLB.com's No. 11 Marlins prospect after he split time between Single-A Clinton and Advanced-A Jupiter **2019**.
- Posted 16 multi-hit games including five of three or more hits across all three levels.
- Battled injuries for most of the season, but played in 47 total games, (three in Clinton, 11 on rehab assignment with GCL, and 33 for Jupiter).
- In 33 games with Jupiter, he hit .325 with three doubles, a triple, three RBI, and five stolen bases at the age of 19.
- Tied a career-high with four hits against Charlotte on May 4, going 4x5 with a double.
- Played for the Salt River Rafters in the Arizona Fall League, hitting .262 with three doubles and helping the team to an AFL Championship.
- At just 18 years old, Devers played 85 games for Single-A Greensboro in **2018** before being promoted to Jupiter in August, but was sidelined with a forearm strain after just two games.
- Hit .273 with 12 doubles, four triples, and 24 RBIs with Greenboro, while swiping 13 bases.
- Made his debut in the United States at the age of 17 in **2017**.
- Played 42 games for the GCL Yankees hitting .246 with seven doubles, three triples, and a home run.
- Played 11 games for the DSL Yankees in 2017, hitting .239 with two doubles, a triple and seven RBI.
- Cousin of Boston Red Sox infielder Rafael Devers.

"Devers also shows advanced instincts at shortstop, where he has a quick first step and has improved his arm strength to solid since turning pro. He's capable of playing all over the infield in a utility role should he not produce enough offense to claim an everyday job. Adding more muscle not only could help him raise his offensive profile but also could improve his durability after he missed time the last two seasons" - *MLBPipeline.com*

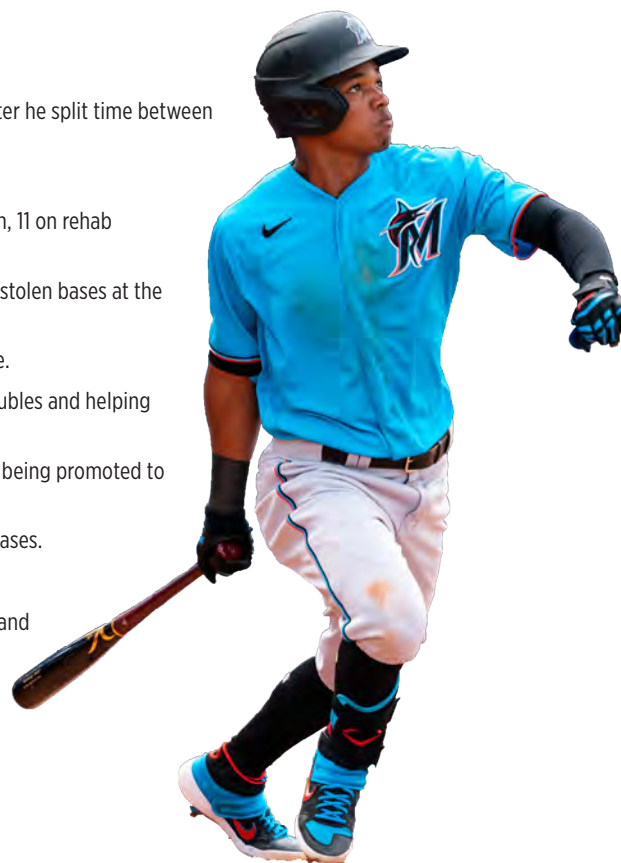


2019: Florida State League Midseason All-Star
2018: South Atlantic League Midseason All-Star



2017: Acquired by Miami with INF Starlin Castro and RHP Jorge Guzman from New York-AL in exchange for Giancarlo Stanton on 12/11

2016: Signed with New York-AL as an international free agent on 7/2



BATTING HISTORY

YEAR	CLUB	AVG.	G	AB	R	H	2B	3B	HR	RBI	SH	SF	HBP	BB	SO	SB	CS	OBP	SLG	E
2019	GCL Marlins (ROK)	.275	11	40	7	11	3	1	0	2	0	0	2	4	4	3	1	.370	.400	0
	Clinton (A)	.455	3	11	5	5	2	0	0	2	0	0	0	2	2	0	0	.538	.636	0
	Jupiter (A+)	.325	33	126	13	41	3	1	0	3	0	0	4	8	20	5	0	.384	.365	7
	Minors (3 yrs.)	.277	198	827	98	207	32	9	1	50	6	4	20	49	127	42	10	.336	.348	26



1 INF ISAN DÍAZ

 HEIGHT
5'11"

 WT
201

 B/T
L/R

 BORN
BAYAMON, PR

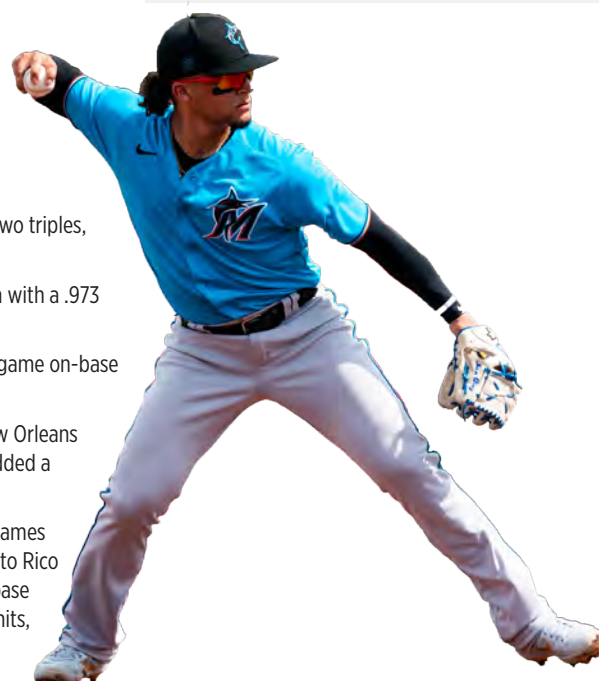
 DOB
MAY 27, 1996

CAREER HIGHLIGHTS

- Isan Xavier Díaz was named Marlins' Minor League Player of the Year and New Orleans MVP; was promoted to Miami for his first appearance in the Majors in **2019**.
- Homered in MLB debut in game one of a doubleheader at the Mets on August 5 off of eventual Cy Young Award winner Jacob deGrom.
- Became 12th Marlin to record a home run as their first big league hit and sixth to do so in MLB debut.
- Became the seventh Marlin to homer in his Major League debut, the first since Jeremy Hermida on August 31, 2005 vs. St. Louis.
- Opened career 0x18 vs. LHP before an RBI single off KC's Mike Montgomery on September 8; went 3x20 with 3B, HR, two RBI from Sept. 10 onward.
- Hit .225/.340/.375 with seven extra-base hits, 12 RBI, and 13 walks in 23 home games, posted .131/.187/.253 line with five extra-base hits, 11 RBI, and six walks in 26 road contests.
- Opened the season at Triple-A New Orleans and hit .305 (115x377) with 21 doubles, two triples, 26 home runs, 70 RBI, and a .395 OBP in 102 games.
- At time of promotion, ranked tied for second in the PCL with 89 runs scored, seventh with a .973 OPS, tied for seventh in home runs, and ninth with a .578 SLG.
- Had career-long 17-game hitting streak from May 29-June 16 (.348; 23x66). Had 28-game on-base streak from June 27-Aug. 3 (.355; 39x110, 10 HR, 23 RBI).
- Appeared in a combined 119 games between Double-A Jacksonville and Triple-A New Orleans in **2018**. Hit .232 (100x431) with 23 doubles, five triples, 13 home runs and 56 RBI. Added a career-high 14 stolen bases.
- Hit .272 (31x114) with 14 runs scored, six doubles, a triple, a homer, and 13 RBI in 33 games for Gigantes de Carolina in the Liga de Beisbol Profesional Roberto Clemente in Puerto Rico following the season. Walked 13 times against just 20 strikeouts, posting a .348 on-base percentage. Ranked tied for eighth in the league in doubles and walks, was ninth in hits, and tied for 10th in RBI.



HITS	2 - 8x; last, 9/24/19 at NYM
RUNS	2 - 2x; last, 9/11/19 vs. MIL
HOME RUNS	1 - 5x; last, 9/29/19 at PHI
RBI	3 - 8/23/19 vs. PHI
SB	None
HITTING STREAK	3 - 5x; last, 9/23/19 to 9/25/19
WALK-OFF HITS	None



2019: Marlins Minor League Player of the Year
PCL Midseason and Postseason All-Star

2017: Carolina League Midseason All-Star

2016: Midwest League Midseason and Postseason All-Star

2015: Pioneer League MVP

Pioneer League Midseason and Postseason All-Star



2018: Acquired by Miami with OF Lewis Brinson, OF Monte Harrison and RHP Jordan Yamamoto from Milwaukee in exchange for OF Christian Yelich on 1/25

2016: Acquired by Milwaukee with RHP Chase Anderson, INF Aaron Hill and cash from Arizona in exchange for INF Jean Segura and RHP Tyler Wagner on 1/30

2014: Selected by Arizona in Competitive Balance Round B of First-Year Player Draft; signed by D-backs scout Mike Serbalik

BATTING HISTORY

YEAR	CLUB	AVG.	G	AB	R	H	2B	3B	HR	RBI	SH	SF	HBP	BB	SO	SB	CS	OBP	SLG	E
2019	New Orleans (AAA)	.305	102	377	89	115	21	2	26	70	2	0	7	49	96	5	4	.395	.578	9
	MIAMI	.173	49	179	17	31	5	2	5	23	0	1	2	19	59	0	3	.259	.307	9
	Minors (6 yrs.)	.254	481	1775	273	451	109	21	62	257	6	16	19	261	530	52	26	.353	.444	99
	MAJORS (1 yr)	.173	49	179	17	31	5	2	5	23	0	1	2	19	59	0	3	.259	.307	9

CAREER FIELDING


POS	G	GS	INN	TC	PO	A	E	FLD%
2B	48	47	418.1	186	71	106	9	.952

HOME RUN BREAKDOWN

GRAND SLAMS	None
LEADOFF	None
PINCH HIT	None
WALK-OFF	None
MULTI-HR	None



No MLB Injured List history



Rookie

68 INF LEWIN DÍAZ

HEIGHT
6'4"

WT
217

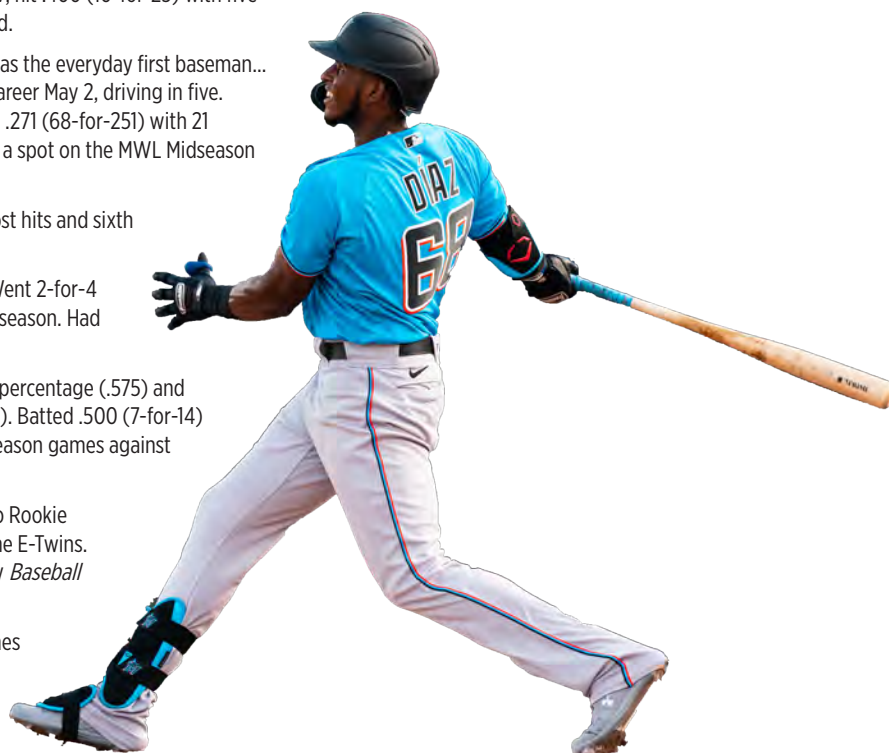
B/T
L/L

BORN
SANTIAGO, DR

DOB
NOVEMBER 19, 1996

CAREER HIGHLIGHTS

- Lewin Jose Diaz enters the 2020 season as the Marlins No. 7 prospect according to *MLB.com*.
- Began the **2019** season at Advanced-A Fort Myers where he hit .290 with 13 home runs, 11 doubles, and 36 RBI in 57 games before earning a promotion to Double-A Pensacola in June.
- Batted .302 with six home runs in 33 games in Pensacola before the trade to Miami.
- Hit .200 with eight home runs for Double-A Jacksonville in 31 games in his introduction to the Marlins. Homered in seven of his first 15 games for Jacksonville, including one in each of his first three games.
- Named Florida State League Mid-Season All-Star in **2018**, hit .221 (46-for-208) with 10 doubles, three triples, four home runs and 27 RBI before the All-Star break.
- Named Midwest League Mid-Season All-Star in 2017. Hit .271 (68-for-251) with 21 doubles, seven home runs and 38 RBI in the first half.
- Named MWL Player of the Week for the week of May 7, hit .400 (10-for-25) with five doubles, two home runs, nine RBI and four runs scored.
- Spent entire **2017** season with Single-A Cedar Rapids as the everyday first baseman... hit two home runs in same game for first time in his career May 2, driving in five. Named Midwest League Player of the Week May 7. Hit .271 (68-for-251) with 21 doubles and seven home runs in the first-half earning a spot on the MWL Midseason All-Star team.
- Finished the season with the most doubles, fourth most hits and sixth best average in the MWL.
- Spent entire **2016** season with Rookie Elizabethton. Went 2-for-4 with a double and a home run in his first game of the season. Had 14-game hitting streak July 4-20.
- Finished second in the Appy League in both slugging percentage (.575) and extra-base hits (26), and 10th in batting average (.310). Batted .500 (7-for-14) with two home runs and three doubles in three postseason games against Johnson City.
- Began **2015** season with the GCL Twins. Transferred to Rookie Elizabethton August 9 and finished the season with the E-Twins. Rated as the 21st best prospect in the Twins system by *Baseball America* following the season.
- Made is professional debut in **2014**, playing in 43 games for the DSL Twins. Hit .257 with 13 doubles, five home runs, and 27 RBI.



2019: Acquired by Miami from Minnesota in exchange for RHP Sergio Romo, RHP Chris Vallimont and a PTBNL on 7/27

2013: Signed with Minnesota as an international free agent on 11/21



2019: Dominican Winter League Rookie of the Year
Florida State League Midseason All-Star
Florida State League Player of the Week (May 19)

2018: Florida State League Midseason All-Star

2017: Midwest League Midseason All-Star
Midwest League Player of the Week (May 7)

2016: Appalachian League Postseason All-Star

BATTING HISTORY

YEAR	CLUB	AVG.	G	AB	R	H	2B	3B	HR	RBI	SH	SF	HBP	BB	SO	SB	CS	OBP	SLG	E
2019	Fort Myers (A+, MIN)	.290	57	214	34	62	11	1	13	36	0	4	2	14	40	0	0	.333	.533	4
	Pensacola (AA, MIN)	.302	33	126	12	38	16	1	6	26	0	3	1	8	23	0	0	.341	.587	0
	Jacksonville (AA)	.200	31	115	16	23	6	0	8	14	0	1	2	11	28	0	1	.279	.461	1
	Minors (6 yrs.)	.268	458	1692	192	453	113	9	63	263	0	23	22	123	327	5	2	.322	.457	39



23 OF COREY DICKERSON

HEIGHT
6'1"WT
200B/T
L/RBORN
McCOMB, MSDOB
MAY 22, 1989

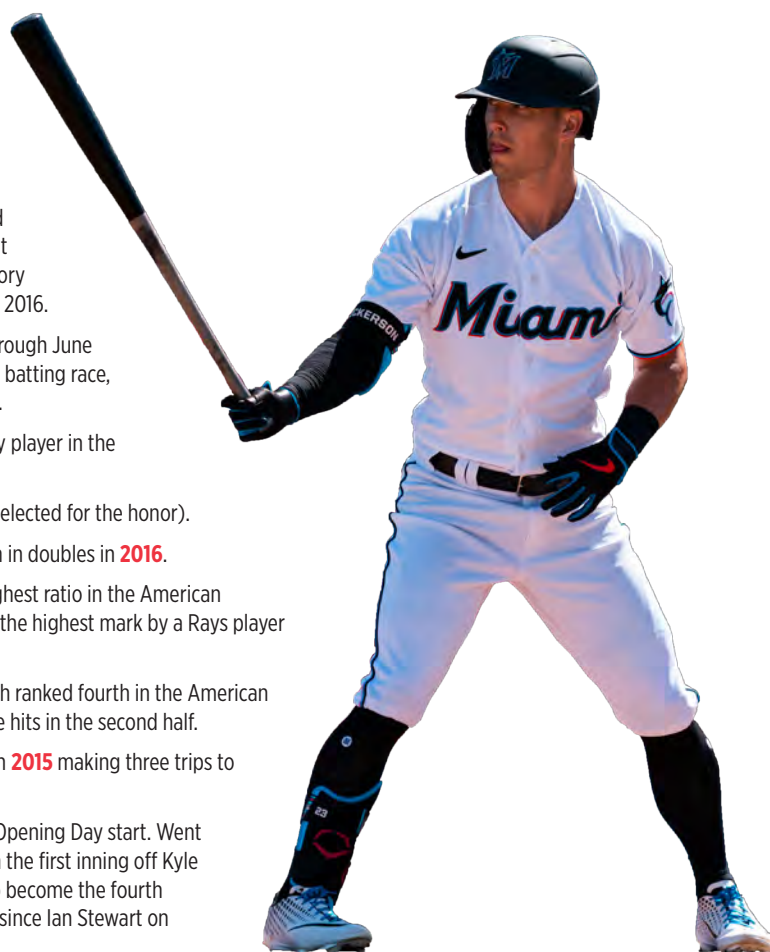
CAREER HIGHLIGHTS

- McKenzie Corey Dickerson began the **2019** season with the Pittsburgh Pirates before being traded to the Philadelphia Phillies on July 31.
- Played 78 games, 44 with Pittsburgh and 34 with Philadelphia. Hit .315 with 18 doubles, four home runs, and 25 RBI for the Pirates and .293 with 10 doubles, right homers and 34 RBI for the Phillies.
- Missed two months with Pittsburgh with a posterior right shoulder strain. Season ended with Philadelphia after he fractured his foot on September 17.
- Won the Rawlings Gold Glove Award for left field in **2018**, his first season with the Pirates. Ranked first among National League left fielders with a .996 fielding percentage and second among all NL outfielders in fielding percentage behind Charlie Blackmon (.997), who made one error in 297 chances. Made one error in 263 total chances and set career highs in assists (seven) and starts (122); made his lone error (a throwing miscue) on August 26 at Milwaukee.
- Ranked eighth among the National League leaders in batting average. His 55 extra base hits were the most by a Pirates left fielder since Jason Bay recorded 67 in 2006. Set career high in triples and matched career high in stolen bases.
- Was Pittsburgh's recipient of the MLBPA Heart and Hustle Award.
- Hit his first career walk-off home run on April 26 off Detroit's Alex Wilson in the Pirates' 1-0 win.
- As a member of the Tampa Bay Rays Dickerson was named to the American League All-Star team in **2017** for the first time in his career after being elected by the fans as the starting designated hitter.
- Established career highs in games, runs, hits, extra base hits (64), home runs, total bases (288) and multi-hit games (51). Hit six leadoff home runs; tied for third in the Majors behind Houston's George Springer (nine) and Minnesota's Brian Dozier (eight).
- Set a club record with the six leadoff home runs. Hit three leadoff home runs within the Rays' first 21 games; the fastest in club history to do that. Hit a leadoff home run five times as the designated hitter; the only other instance of that in the Majors in 2017 was Cleveland's Francisco Lindor (it only occurred three times in club history from 1998-2016). Hit 15 home runs out of the leadoff spot; the third-most in a single season in club history behind Gerald Williams (21) in 2000 and Logan Forsythe (20) in 2016.
- Was the American League's outright leader in average (.330) through June 26; the latest into a season by date that a Rays player led the AL batting race, surpassing Jason Bartlett, who led the AL through June 6, 2009.
- Recorded four hits in a game five times; Jose Abreu was the only player in the Majors to record more games with four hits or more (seven).
- Became the fourth Rays player to start an All-Star Game (sixth selected for the honor).
- Spent first season with Tampa Bay and established a career high in doubles in **2016**.
- Had 63 of his 125 hits (50.4%) go for extra bases; the second-highest ratio in the American League behind Boston's David Ortiz (87 of 169, 51.5%); was also the highest mark by a Rays player since Carlos Pena in 2009 (61.9).
- Recorded a club record 22 doubles after the All-Star break, which ranked fourth in the American League. Ranked sixth in the American League with 34 extra base hits in the second half.
- Was limited to 65 games during his final season with Colorado in **2015** making three trips to the disabled list.
- Was Colorado's Opening Day starter in left field; his first career Opening Day start. Went 2-for-5 with a career-high tying four RBI; hit a two-run homer in the first inning off Kyle Lohse and a two-run double in the fourth inning in a 10-0 win to become the fourth Rockies to homer in the first inning on Opening Day and the first since Ian Stewart on April 5, 2010 at Milwaukee.



HITS	4 - 14x; last, 8/24/19 at MIA
RUNS	4 - 2x; last, 7/24/19 at STL
HOME RUNS	2 - 10x; last, 9/10/19 vs. ATL
RBI	5 - 2x; last, 8/24/19 at MIA
SB	2 - 7/18/14 at PIT
HIT STREAK	12 - 8/6/14 to 8/17/14
WALK-OFF HITS	3 - last, 4/26/18 vs. DET

Rather than play travel ball as a kid, he honed his swing with his older brother Craig. They built their own pitcher's mound and competed hitting ping pong balls with a broomstick.



- Spent his first full season in the big leagues with Colorado in **2014**. Led the Rockies in home runs and extra base hits (57) and was second on the team in RBI.
- Made his first Opening Day roster and spent all but seven days (April 7-13 with Colorado Springs) in the Majors. Emerged as the starting left fielder in June after injuries to All-Stars Carlos Gonzalez and Michael Cuddyer (when Gonzalez returned in July, Dickerson, batting .325, remained in left field and Gonzalez moved to right).
- Hit his 20th homer of the season on August 27 at San Francisco (the 100th ever hit into McCovey Cove); was a leadoff homer in the fifth inning and the first hit allowed by Tim Hudson that night.
- Appeared in 69 games over two stints (June 21 to July 10 and July 26 until the end of the season) with Colorado in **2013**. Made a total of 42 starts (28 in left field, 12 in center field, one in right field and one as the designated hitter). Made Major League debut on June 22 at Washington and went 2-for-4 with two doubles and an RBI in a 7-1 win. Delivered an RBI double off Dan Haren in his first career plate appearance then doubled off Haren again in his next at bat. Hit first career homer in a 6-5 win on July 28 vs. Milwaukee; a solo shot off Donovan Hand.
- Wife's name is Beth Anne. Has two sons; Davis (October 1, 2014) and Miller (February 18, 2018), who was born the same day he was acquired by the Pirates. Learned of their second child during the same series his All-Star selection was announced. He came back from a game to the team hotel and his son Davis opened the door to greet him and said that he was going to be a big brother. He shared the news with the rest of his family at the All-Star Game in Miami.
- Played basketball and football at Brookhaven (MS) Academy, where he won three state championships in basketball in his four years there. Tore his labrum at a baseball camp during his junior year, forcing a move from shortstop to the outfield, as well as a move from quarterback to wide receiver. Played two seasons at Meridian (MS) Community College. He was committed to transfer to Mississippi State when he signed with the Rockies in 2010. Grew up an Atlanta Braves fan, and Hall-of-Famer Chipper Jones was among the factors in choosing No. 10. with the Rays. Had his college jersey No. 23 retired in a ceremony in February 2018. His high school jersey No. 3 is also retired.



Dickerson tees up a ball for a young fan at Kensington Park Elementary School.



2018: Rawlings Gold Glove Award (left field)

2017: American League All-Star



2019: Fractured left foot (September 17-October 31)
Posterior right shoulder strain (April 4-June 8)

2018: Strained left hamstring (July 28-August 4)

2015: Non-displaced rib fracture (August 1-September 8)

Plantar fasciitis, left foot (June 17-July 24)

Plantar fasciitis, left foot (May 19-June 11)



2020: Signed by Miami as a free agent on 1/7

2019: Acquired by Philadelphia from Pittsburgh in exchange for international bonus slot money and a player to be named on 7/31

2018: Acquired by Pittsburgh from Tampa Bay in exchange for INF Tristan Gray, RHP Daniel Hudson and cash on 2/22

2016: Acquired by Tampa Bay with INF Kevin Padlo from Colorado in exchange for RHP German Marquez and LHP Jake McGee on 1/28

2010: Selected by Colorado in the eighth round of the First-Year Player Draft; signed by Rockies scout Damon Iannelli

DICKERSON'S BATTING HISTORY

YEAR	CLUB	AVG.	G	AB	R	H	2B	3B	HR	RBI	SH	SF	HBP	BB	SO	SB	CS	OBP	SLG	E
2019	PHILADELPHIA	.293	34	133	13	39	10	2	8	34	0	1	0	3	33	0	0	.307	.579	0
	PITTSBURGH	.315	44	127	20	40	18	0	4	25	0	2	0	13	23	1	0	.373	.551	2
	Minors (11 yrs.)	.318	398	1562	287	497	113	36	79	288	0	19	14	141	309	43	30	.376	.588	19
	MAJORS (7 yrs.)	.286	776	2716	375	776	190	29	115	370	1	17	10	168	620	23	18	.328	.504	10
	AMERICAN	.265	298	1098	141	291	69	7	51	132	0	4	5	68	286	4	5	.310	.480	2
	NATIONAL	.300	478	1618	234	485	121	22	64	238	1	13	5	100	334	19	13	.340	.520	8

ALL-STAR GAME HISTORY

YEAR	CLUB/TM, SITE	AVG.	G	AB	R	H	2B	3B	HR	RBI	SH	SF	HBP	BB	SO	SB	CS	OBP	SLG	E
2017	AL/TB, MIA	.000	1	2	0	0	0	0	0	0	0	0	0	0	1	0	0	.000	.000	0

CAREER FIELDING

POS	G	GS	INN	TC	PO	A	E	FLD%
LF	547	510	4389.0	995	969	16	10	.990
CF	27	23	202.0	59	59	0	0	1.000
RF	6	2	25.2	6	6	0	0	1.000
OF	571	535	4616.2	1060	1034	16	10	.99

HOME RUN BREAKDOWN

GRAND SLAMS	1 - last, 5/11/16 at SEA
INSIDE-THE-PARK	None
LEADOFF	6 - last, 6/3/17 at SEA
PINCH HIT	None
WALK-OFF	1 - last, 4/26/18 vs. DET
MULTI-HR	10 - last, 9/10/19 vs. ATL (2)



Rookie

64 RHP ROBERT DUGGER

HEIGHT
6'0"WT
198B/T
R/RBORN
TUCSON, AZDOB
MAY 3, 1995

CAREER HIGHLIGHTS

- Robert Lee Dugger (DOUG-er) went 0-4 record with a 5.77 ERA (34.1/22) over seven starts for Miami in **2019**, his first experience in the Majors.
- He had his contract selected on August 5 and was designated as the 26th man for a doubleheader at the Mets, making his Major League debut with the start in game one. He allowed six runs on five hits, with three strikeouts, over 5.0 innings in a 6-2 defeat against Jacob deGrom.
- He was sent back to NOLA following the start, but made just two starts for the Baby Cakes before being recalled to Miami for the remainder of the season on August 28. In those two starts for NOLA, he allowed four runs over 13.0 innings, with 17 strikeouts.
- Had a career-best outing in his second start, on August 29 vs. Cincinnati, allowing two unearned runs on three hits and a walk, with a career-high seven strikeouts over 7.0 innings, in the 4-3 defeat.
- From August 29 to September 14, he allowed two-or-fewer earned runs in all four of his outings. He held a 3.29 ERA (27.1/10) with 19 strikeouts against 11 walks, limiting opponents to a .216 batting average. Over that stretch, his average against ranked sixth among rookies (min. 4 GS), while his ERA ranked seventh.
- In his final start, on September 25 at the Mets, he allowed seven runs (six earned) on six hits and two walks, over 2.0 innings, in a 10-3 defeat.
- In 23 starts between Double-A Jacksonville and Triple-A New Orleans in **2018**, he held an 8-10 record with a 5.15 ERA (124.0/71). His total innings of 158.1 marked a new career high.
- He was assigned to Triple-A New Orleans on June 20. He was tied for third in the Southern League in wins (6), while ranking seventh in strikeouts (73) at the time of his promotion.
- In third professional season, first in Marlins system in **2017**, went 10-7, 3.40 (150.2 IP/57 ER) in 25 starts between Single-A Jupiter and Double-A Jacksonville. Set career highs in starts, wins, innings pitched, and strikeouts (141).
- Named a Florida State League Midseason All-Star after going 3-1, 2.40 (41.1/11) in seven starts for Jupiter.
- Promoted to Jacksonville on May 18 and finished season by going 7-6, 3.79 (109.1/46) in 18 starts for Jumbo Shrimp. Had four starts in which he tossed 7.0 innings and surrendered no runs: July 30 at Mobile, August 16 at Pensacola, August 21 vs. Birmingham, and September 21 vs. Mississippi.
- Spent **2016** with Single-A Clinton and High-A Modesto in Mariners' organization. Combined to go 6-6, 2.75 (117.2/36) in 31 games (18 starts). Named a Midwest League All-Star after posting 3-1, 2.45 (44.0/12) marks for Clinton in the first half.
- Pitched two years at Cisco Junior College before transferring to Texas Tech. Honorable mention All-Big 12 selection his junior year for Red Raiders, going 6-1 with 2.67 ERA (60.2 IP/18 ER) in 30 relief appearances, with 54 strikeouts.



2017: Acquired by Miami from Seattle with RHP Nick Neidert and INF Christopher Torres in exchange for INF Dee Gordon on 12/7

2016: Selected by Seattle in 18th round of First-Year Player Draft; signed by Mariners' scout Taylor Terrasas



No MLB Injury List history



2019: Southern League Pitcher of the Week (May 19)
Southern League Midseason All-Star

2018: Florida State League Midseason All-Star

2017: Midwest League Midseason All-Star

PITCHING HISTORY

YEAR	CLUB	W-L	ERA	G	GS	CG	SHO	SV	SVO	IP	H	R	ER	HR	HB	BB	SO	WP	BK
2019	Jacksonville (AA)	6-6	3.31	13	13	0	0	0	0	70.2	57	31	26	6	7	21	73	1	0
	New Orleans (AAA)	2-4	7.59	10	10	0	0	0	0	53.1	74	49	45	12	3	17	49	2	0
	MIAMI	0-4	5.77	7	7	0	0	0	0	34.1	33	26	22	6	5	17	25	2	0
	Minors (4 yrs.)	18-14	3.31	68	49	4	2	4	5	307.1	280	134	113	28	10	86	295	11	1
	MAJORS (1 yr)	0-4	5.77	7	7	0	0	0	0	34.1	33	26	22	6	5	17	25	2	0

BATTING HISTORY

YEAR	CLUB	AVG.	G	AB	R	H	2B	3B	HR	RBI	SH	SF	HBP	BB	SO	SB	CS	OBP	SLG	E
2019	MIAMI	.000	7	11	0	0	0	0	0	0	0	0	0	0	6	0	0	.000	.000	0



89 OF JERAR ENCARNACIÓN

HEIGHT
6'5"

WT
239

B/T
R/R

BORN
BAYAGUANA, DR

DOB
OCTOBER 22, 1997

Non-Roster Invite/Rookie

CAREER HIGHLIGHTS

- Jerar Luis Encarnación enters the 2020 season as the Marlins No. 15 prospect according to *MLB.com* after not being on the Top 30 list to begin 2019.
- Split his breakout **2019** season between Single-A Clinton and High-A Jupiter, combining to play in 135 games and hitting .276 with 26 doubles, a triple, 16 home runs, and a Marlins Minor League system leading 71 RBI.
- Played 68 games in Clinton, hitting .298 with 16 doubles and 10 home runs with 43 RBI; in 67 games in Jupiter, hit .253 with 10 doubles, a triple, six home runs, and 28 RBI.
- Finished the season with 18 outfield assists. Had 13 outfield assists in 63 games in Clinton and five in 32 games.
- Played for the Salt River Rafters of the Arizona Fall League at the end of the season and launched a game-deciding grand slam in the Championship Game off of now teammate Sterling Sharp, who was pitching for the Washington Nationals organization before he was picked by the Marlins in the Rule 5 Draft.
- Hit .269 with three home runs and 16 RBI in 19 games in the AFL.
- Split **2018** between Short Season-A Batavia and Single-A Greensboro, hitting a combined .236 with 14 doubles, two triples, and four home runs in 59 games.
- Spent **2017** with the Rookie-level GCL Marlins playing in 42 games and hitting .266 with seven doubles, three triples, five home runs and 26 RBI.
- Did not sign with the Marlins until he was almost 18 in 2015 and joined the DSL Marlins in **2016**.




2015: Signed by Miami as an international free agent on 9/8; signed by Marlins' scouts Albert González and Sandy Nin



2019: Midwest League Midseason All-Star
2018: New York-Penn League Midseason All-Star

BATTING HISTORY

YEAR	CLUB	AVG.	G	AB	R	H	2B	3B	HR	RBI	SH	SF	HBP	BB	SO	SB	CS	OBP	SLG	E
2019	Clinton (A)	.298	68	255	34	76	16	0	10	43	0	0	3	23	69	3	1	.363	.478	12
	Jupiter (A+)	.253	67	253	27	64	10	1	6	28	0	2	0	17	71	3	2	.298	.372	3
	Minors (4 yrs.)	.261	250	954	125	249	49	7	26	130	1	3	8	60	282	10	7	.309	.409	32



Non-Roster Invite/Rookie

83

RHP

TOMMY EVELD

HEIGHT
6'5"WT
214B/T
R/RBORN
CORAL SPRINGS, FLDOB
DECEMBER 30, 1993

CAREER HIGHLIGHTS

- Tommy Eveld (EE-veld) split **2019** between Double-A Jacksonville and Triple-A New Orleans pitching in a total of 42 games.
- Began the season in New Orleans going 1-4 with a 7.71 ERA in 18 games but after two trips to the Injured List, he was assigned to Jacksonville.
- In 24 games for the Jumbo Shrimp, Eveld struckout 36 in 26.0 innings and finished with a 2-3 record, 2.77 ERA and 11 saves in 12 chances.
- Combined to go 4-3 with 1.07 ERA (50.1 IP/6 ER) and 0.93 WHIP in 45 appearances between Single-A Visalia (32 games) and Double-A Jackson (3) in Arizona's system, and Double-A Jacksonville (10) in Miami's system in **2018**. Struck out 61 batters overall, and walked just 11.
- Tied for second place with 21 percent of fan vote for 2018 MiLB's Relief Pitcher of the Year award following the season.
- Activated and made first appearance on April 16 vs. San Jose. Tossed 2.0 scoreless innings of relief, allowing two hits and striking out three.
- Earned California League Midseason All-Star honors after appearing in 21 first-half games, posting a 1.85 ERA with 26 strikeouts in 24.1 innings.
- 27 of his 32 appearances for Visalia were scoreless. Limited opponents to two-or-fewer runs in the other five games.
- Had season-high four strikeouts on July 28 in final appearance for Jackson.
- Appeared in 10 games for Double-A Jacksonville after being acquired by Miami on July 31.
- Was three-for-three in save opportunities and allowed just one earned run over 9.2 innings, with 14 strikeouts.
- Had a 13.1-inning scoreless streak from July 8-August 8 between three teams (5 G Visalia, 3 G Jackson, and 3 G Jacksonville).
- Pitched season-high 2.0 innings on five occasions and held opponents scoreless in each of those outings.
- Converted all seven save opportunities from July 10 to the end of the season. Allowed just three runs over 19.0 innings (1.42 ERA), with 25 strikeouts during that span.
- Went 1-1 with 9.39 ERA (7.2/8) in seven appearances for Salt River Rafters in Arizona Fall League, striking out six and walking six.
- Seven of the earned runs allowed came over two appearances (1.2 IP); had 1.50 ERA over his other five outings.
- Did not appear after October 31, returning home to get married.
- Earned **2017** Midwest League Midseason and Postseason All-Star honors for Single-A Kane County.
- Allowed just one earned run over 27.2 innings (0.33 ERA) with 33 strikeouts over 22 appearances for Kane County. Was 14-for-14 in save opportunities.
- Finished season tied for third in Midwest League in saves despite promotion to Advanced-A Visalia on June 22.
- Had at least one strikeout in 18 straight appearances from May 23-August 1. Had 28 strikeouts in 20.6 innings pitched with a 2.18 ERA during that stretch.
- In **2016**, went 2-1, 1.86 (29.0/6) for Single-A Hillsboro and garnered Northwest League Midseason All-Star honors after he was 1-1, 2.51 (14.1/4) with 13 strikeouts in the first half.
- Did not allow a run over 14 appearances at home (16.0 IP). Surrendered only four hits with 17 strikeouts.

Nicknamed "Touchdown Tommy", Eveld threw for 2,326 yards and 20 touchdowns as a senior at Jesuit High School in Tampa. He played baseball and football at University of South Florida where he won the Scout Team Award for USF football for his contributions in practice in 2013. His brother is former Indians farmhand Bobby Eveld, who also played quarterback at USF. Tommy did not play baseball in high school, while Bobby was a four-year letterwinner.



2018: Acquired by Miami from Arizona in exchange for RHP Brad Ziegler on 7/31

2016: Selected by Arizona in the ninth round of the First-Year Player Draft; signed by D-backs' scout Luke Wrenn



2018: California League Midseason All-Star
2017: Midwest League Midseason All-Star
2016: Northwest League Midseason All-Star

PITCHING HISTORY

YEAR	CLUB	W-L	ERA	G	GS	CG	SHO	SV	SVO	IP	H	R	ER	HR	HB	BB	SO	WP	BK
2019	Jacksonville (AA)	2-3	2.77	24	0	0	0	11	12	26.0	19	10	8	3	2	4	36	0	0
	New Orleans (AAA)	1-4	7.71	18	0	0	0	1	3	23.1	24	24	20	9	1	13	24	1	0
	Minors (4 yrs.)	10-16	2.78	152	0	0	0	46	53	178.1	128	69	55	14	9	55	211	9	0



93

RHP

YIMI GARCIA

HEIGHT
6'2"WT
228B/T
R/RBORN
MOCA, DRDOB
AUGUST 18, 1990

CAREER HIGHLIGHTS

- Yimi (yee-mee) Garcia set a career-highs in appearances (64) and innings (62.1) for the Los Angeles Dodgers in **2019**. Finished the season with a 1-4 record and 3.61 ERA, striking out 66, and held opponents to a .178 batting average while posting a 0.87 WHIP.
- His WHIP ranked third among NL relievers, behind only Milwaukee's Josh Hader (0.81) and St. Louis's Giovanni Gallegos (0.81). His average against ranked fifth in the NL (seventh in MLB), and his ERA ranked 21st.
- After allowing 16 earned runs in 34 first-half appearances last year (despite holding opponents to just a .148 average, second-lowest among NL relievers with at least 20 first-half appearances, behind only Hader), Garcia had an excellent second half, posting a 2.96 ERA (27.1 ip/9 er), 0.99 WHIP, and .214 average against in his final 30 appearances.
- Returned to the Major Leagues in **2018** after missing all of 2017 recovering from Tommy John surgery; went 1-2, 5.64 in 25 outings.
- Opened the **2016** season with Los Angeles and made nine relief appearances, posting a 3.24 ERA (3 ER/8.1 IP), before being placed on the DL with right biceps soreness for the rest of the season.
- Attempted a comeback with six rehab appearances (three starts) in July, but underwent arthroscopic surgery to remove a bone fragment in his left knee on September 6, then underwent Tommy John surgery on October 25.
- In **2015**, went 3-5 with one save, 3.34 ERA (56.2/21), and 68 strikeouts in 59 games (one start) in three stints with the Dodgers. Earned his first MLB victory on April 13 with a scoreless inning pitched in the Dodgers' 6-5 win over Seattle, and first save on April 24 at San Diego.
- Ranked among the NL's best relievers in WHIP (0.95, 5th), opponents' batting average (.199, 16th), opponents' on-base percentage (.242, 4th), strikeout-to-walk ratio (6.60, 3rd) and strikeout per nine innings (10.87, 15th)
- Earned a spot on the Dodgers' 2015 NLDS roster and made postseason debut in game 3 against the Mets (1.0 ip, bb, 3 so).
- Broke into the Majors as a September call-up after spending the majority of the year with Triple-A Albuquerque in **2014**, going 4-2 with five saves and a 3.10 ERA in 47 appearances
- Was recalled from Albuquerque on Sept. 1 and made his big league debut that evening against Washington at Dodger Stadium, working 2.0 scoreless innings, while striking out one. Posted a 1.80 ERA (2 ER/10.0 IP) in 10 games for Dodgers, with nine strikeouts to just one walk in his 10 games.
- Has one son, Jimmy



INNINGS PITCHED 2.0 - 14x; last, 8/14/19 at MIA
STRIKEOUTS 4 - 2x; last, 8/30/19 at ARI
SCORELESS IP 12.1 - 4/10/15 to 5/9/15
WIN STREAK 2 - 4/13/15 to 4/14/15
LOSS STREAK 2 - 9/26/15 to 9/28/15

Garcia pitched the eighth inning of the Dodgers' combined no-hitter on May 4, 2018 against the San Diego Padres in Monterrey, Mexico, striking out two in a 1-2-3 frame. Walker Buehler started the game (6.0 IP), followed by Tony Cingrani (1.0 IP), Garcia (1.0 IP) and Adam Liberatore (1.0 IP) combined on the first combined no-hitter in franchise history.



2017: Signed with Miami as a Free Agent on 12/20
2009: Signed by Los Angeles-NL as an International Free Agent on 1/29; signed by Dodgers' scout Bienvenido Tavaréz.



2013: Southern League Midseason All-Star
 Arizona Fall League Rising Star



2018: Right forearm inflammation (July 4-August 24)
2017: Right elbow Tommy John surgery season)
2016: Right biceps soreness (April 23-season)

PITCHING HISTORY

YEAR	CLUB	W-L	ERA	G	GS	CG	SHO	SV	SVO	IP	H	R	ER	HR	HB	BB	SO	WP	BK
2019	DODGERS	1-4	3.61	64	0	0	0	0	3	62.1	40	28	25	15	6	14	66	1	1
	Minors (9 yrs.)	23-20	3.25	226	15	0	0	46	65	346.1	306	145	125	25	21	101	420	13	3
	MAJORS (3 yrs.)	5-11	3.66	165	1	0	0	1	12	159.2	128	74	65	32	11	30	166	2	1

BATTING HISTORY

YEAR	CLUB	AVG.	G	AB	R	H	2B	3B	HR	RBI	SH	SF	HBP	BB	SO	SB	CS	OBP	SLG	E
2019	DODGERS	.000	64	2	0	0	0	0	0	0	0	0	0	0	1	0	0	.000	.000	1
	MAJORS (5 yrs.)	.000	72	3	0	0	0	0	0	0	0	0	0	0	1	0	0	.000	.000	1

POSTSEASON HISTORY

YEAR	CLUB/OPP	SERIES	W-L	ERA	G	GS	CG	SHO	SV	SVO	IP	H	R	ER	HR	HB	BB	SO	WP	BK
2015	LAD/NYM	NLDS	0-0	0.00	1	0	0	0	0	0	1.0	0	0	0	0	0	1	3	0	0



Non-Roster Invite/Rookie

94 LHP BRAXTON GARRETT

HEIGHT
6'2"WT
202B/T
L/LBORN
FOLEY, ALDOB
AUGUST 5, 1997

CAREER HIGHLIGHTS

- Braxton L. Garrett enters the 2020 season as the Marlins No. 6 prospect according to MLB.com
- Returned to action in **2019** after missing all of 2018 recovering from "Tommy John" surgery. Made 20 starts for Advanced-A Jupiter and one start for Double-A Jacksonville.
- Went 6-6 with a 3.34 ERA for Jupiter in 105.0 innings, striking out 118.
- Made one start for Jacksonville, allowing four runs, (three earned) in 1.2 innings.
- Marlins 2019 Spring Training Clubhouse Ping Pong Champion.
- Made 4 starts in **2017** for Single-A Greensboro after being selected seventh overall by the Marlins in the MLB Draft, but suffered an elbow injury.
- Garrett and fellow Marlins pitching prospect Jordan Holloway lived together in Jupiter while both were recovering and rehabbing from "Tommy John" surgery after they required the procedure within two weeks of each other. The two formed a bond in addition to getting "addicted to 'Fortnite'", a popular battle royale video game.
- Garrett attended Foley High School in Foley, Alabama his freshman and sophomore years. Prior to his junior year he transferred to Florence High School in Florence, Alabama.
- Committed to Vanderbilt University after his sophomore year, but chose professional baseball instead.
- Pitched in the Perfect Game All-American Classic at Petco Park in 2015.
- Won a Gold Medal with USA Baseball at the U-18 World Cup.



2019: Florida State League Pitcher of the Week (June 30)



2016: Selected by Miami in the first round (seventh overall) of the First-Year Player Draft; signed by Marlins' scout Mark Willoughby

PITCHING HISTORY

YEAR	CLUB	W-L	ERA	G	GS	CG	SHO	SV	SVO	IP	H	R	ER	HR	HB	BB	SO	WP	BK
2019	Jupiter (A+)	6-6	3.34	20	20	0	0	0	0	105.0	92	49	39	13	0	37	118	8	2
	Jacksonville (AA)	0-1	16.20	1	1	0	0	0	0	1.2	4	4	3	0	0	3	1	1	0
	Minors (2 yrs.)	7-7	3.47	25	25	0	0	0	0	122.0	109	60	47	16	0	46	135	10	2



Rookie

75 RHP JORGE GUZMAN

HEIGHT
6'1"

WT
246

B/T
R/R

BORN
LAS MATAS DE SANTA CRUZ, DR

DOB
JANUARY 28, 1996

CAREER HIGHLIGHTS

- Jorge (George) Guzman enters the 2020 season as the Marlins No. 19 prospect according to *MLB.com*.
- Spent all of **2019** with Double-A Jacksonville, going 7-11 with a 3.50 ERA, setting career highs in games (25), starts (24), innings (138.2) and strikeouts (127).
- Allowed two hits or less in eight of his 24 starts, pitching at least five innings in each outing. Threw six hitless innings against Mississippi on August 9, striking out a career-high 13.
- Made career-high 21 starts for Single-A Jupiter, posting 0-9 record, a 4.03 ERA (96.0 IP/43 ER), and a career-high 101 strikeouts in **2018**.
- Ranked ninth in Florida State League in strikeouts.
- Tied single game career-high 10 strikeouts on two separate occasions: over 5.2 shutout innings on June 11 at Lakeland and over 5.0 innings on August 23 at Florida.
- Allowed two-or-fewer runs in six consecutive starts to begin season, with an ERA of 2.23 (24.2/6).
- Did not allow more than four earned runs in any start, reaching that mark just four times; allowed two-or-fewer in 12 of his starts.
- Held opponents to a .239 average, including a .206 (36x175) mark by left-handed hitters.
- Opponents hit just .209 (23x110) against him with runners in scoring position, and just .174 (8x46) with RISP and two outs.
- Struck out 31 batters in 110 at-bats with RISP (28.2 percent), and 12 of 46 with RISP and two outs (26.1).
- Named Midseason All-Star after making 10 first-half starts, posting a 2.44 ERA (48.0/13) and striking out 47.
- Participated in the SiriusXM All-Star Futures Game and had one strikeout in 0.2 scoreless inning.
- Had 2.92 ERA (24.8/8) with 31 strikeouts and nine walks in five June starts. Best monthly marks for ERA and strikeouts of season (min. 2 GS).
- Did not allow an earned run in two consecutive starts June 6-11 over a combined 11.2 innings. Walked six and struck out 16 during that stretch.
- Spent **2017** in Yankees' system with Short-Season A Staten Island in New York-Penn League, posting 5-3 record, 2.30 ERA (66.2/17), and striking out 88. Led NYPL in strikeouts, and ranked fifth in ERA and WHIP (1.04).
- Threw first career complete game in final start on September 2 vs. Connecticut. Allowed just one run over a rain shortened five-inning game.
- Held opponents to a .212 batting average, including a .197 (30x152) mark by right-handed batters.
- Combined to go 3-4, 4.05 in 13 games (eight starts) in **2016** for GCL and Greenville Astros.
- Tied season highs with seven strikeouts over 5.0 shutout innings on August 26 vs. Danville.
- Allowed just one run (unearned) in four starts in the GCL (13.0 IP). Gave up just two hits and four walks, while striking out 18 batters.
- Made professional debut in **2015**, appeared in 17 games (12 starts) between the DSL and GCL.
- Went season-high 5.0 innings in back-to-back starts on June 25 and July 2 in the DSL.
- Enjoys hunting and swimming. He has a small farm in the Dominican Republic.



2018: Florida State League Midseason All-Star



2017: Acquired by Miami with INF Starlin Castro and INF José Devers from New York-AL in exchange for OF Giancarlo Stanton on 12/11

2016: Acquired by New York-AL with RHP Albert Abreu from Houston in exchange for C Brian McCann on 11/17

2014: Signed by Houston as an international free agent on 6/15; signed by Astros' scouts Oz Ocampo, Roman Ocumarez, and Francis Mojica



Guzman playing dominoes with fans at Marlins Park.

PITCHING HISTORY

YEAR	CLUB	W-L	ERA	G	GS	CG	SHO	SV	SVO	IP	H	R	ER	HR	HB	BB	SO	WP	BK
2019	Jacksonville (AA)	7-11	3.50	25	24	1	0	0	0	138.2	96	54	54	13	7	71	127	9	4
	Minors (5 yrs.)	11-20	3.70	64	54	1	0	0	1	258	227	139	109	14	15	129	272	49	6



Rookie

60 OF MONTE HARRISON

HEIGHT
6'3"WT
225B/T
R/RBORN
LEE'S SUMMIT, MODOB
AUGUST 10, 1995

CAREER HIGHLIGHTS

- Monte (Mahn-TAY) Fitzgerald Harrison spent a majority of **2019** with Triple-A New Orleans, though his season was shortened to 58 games (two rehab outings) due to a wrist injury.
- Hit .274 with nine home runs, seven doubles, two triples, and 24 RBI for the Baby Cakes.
- Selected to the 2019 SiriusXM Futures Game in Cleveland but could not play due to his injury.
- Spent **2018** season with Double-A Jacksonville; led Southern League with 136 games played.
- Hit .240 (125x521) with 20 doubles, three triples, 19 home runs, 48 RBI, and 28 stolen bases while setting career highs in runs scored (85) and walks (44) for the Jumbo Shrimp.
- Finished third in SL in runs and stolen bases, fourth in hits, and tied for fourth in home runs.
- Ranked second among Marlins' farmhands in home runs and stolen bases.
- Named Southern League Midseason All-Star after batting .225 (57x253) with nine home runs, 25 RBI and 14 stolen bases in the first half.



2019: Futures Game Selection
 2018: Southern League Midseason All-Star
 Arizona Fall League Fall-Star
 2017: Midwest League Midseason All-Star
 2015: Pioneer League Midseason All-Star

Harrison visiting with students at Lenora B. Smith Elementary School in Miami.

- Garnered South League Postseason All-Star honors by batting .254 (68x268) with 10 home runs and 27 RBI in second half.
- After the season, played for Salt River Rafters in Arizona Fall League, batting .290 (20x69) with 11 runs, two doubles, a triple, and 16 RBI in 19 games.
- Was named to AFL Fall-Stars Game for East Division; started in center field and batted cleanup, going 1x2 with a stolen base.
- In AFL Championship Game vs. Peoria, a 3-2 loss, he went 1x4 with an RBI and steal; drove in first run of game with a second-inning single.
- Split **2017** between Single-A Wisconsin (63 games) and Single-A Carolina (59). Led Brewers' farm system with 21 home runs.
- Earned Midwest League Midseason All-Star nod and took home game MVP honors.
- In the All-Star Game, held at Midland on June 20, he went 2x4 with two home runs and three RBI for West Division. Drove in final three runs of a 5-2 win with a solo homer in seventh for a 3-1 lead and two-run homer in ninth for a 5-1 lead.
- Played for the Salt River Rafters of the Arizona Fall League after the season and hit .283 (15x53) in 13 games, with five home runs and 14 RBI.
- Limited to 80 games in **2016** due to left hamate fracture.
- Had **2015** season cut short after suffering broken left ankle rounding third base for Rookie-level Helena on July 21.
- Opened season at Single-A Wisconsin; had two-homer game on April 22 vs. Cedar Rapids, but was assigned to Helena on June 12 after batting .148 through 46 games.
- Attended Lee's Summit West HS in Missouri.
- He was a three-sport standout in high school (also played football and basketball). Committed to play both football and baseball at the University of Nebraska prior to signing with the Brewers.

Harrison's older brother, Shaquille, made NBA debut with the Phoenix Suns during the 2017-'18 season and spent the last two years with the Chicago Bulls.



2018: Acquired by Miami with OF Lewis Brinson, INF Isan Diaz and RHP Jordan Yamamoto from Milwaukee in exchange for Christian Yelich on 1/25

2014: Selected by Milwaukee in the second round of the First-Year Player Draft; signed by Brewers' scout Drew Anderson

BATTING HISTORY

YEAR	CLUB	AVG.	G	AB	R	H	2B	3B	HR	RBI	SH	SF	HBP	BB	SO	SB	CS	OBP	SLG	E
2019	Jupiter (A+)	.143	2	7	2	1	0	0	0	0	0	0	0	0	1	3	0	.143	.143	0
	New Orleans (AAA)	.274	56	215	41	59	7	2	9	24	0	1	3	25	73	20	2	.357	.451	3
	Minors (4 yrs.)	.245	520	1921	314	471	84	15	61	221	11	7	63	195	677	138	26	.333	.400	23



57

RHP

ELIESER HERNANDEZ

HEIGHT
6'0"WT
214B/T
R/RBORN
OCUMARE DEL TUY, VENDOB
MAY 3, 1995

CAREER HIGHLIGHTS

- Elieser (eh-LEE-eh-ser) Alexis Hernandez posted a 5.03 ERA (82.1 ip/46 er) in the Majors this year, going 3-4 with a 4.58 ERA (74.2/38) and 78 strikeouts in 15 starts, and 0-1 with a 9.39 ERA (7.2/8) and seven strikeouts over six relief appearances in **2019**.
- He set new career highs with 130.1 innings pitched and 154 strikeouts combined between the two levels. His previous highs were 107.2 innings and 107 strikeouts, both set in 2016.
- He went 3-1 with a 1.13 ERA (48.0/6) and held opponents to a .194 average with 69 strikeouts in nine starts with New Orleans prior to being recalled on June 11. Despite making only nine starts, he ranked third in the Pacific Coast League in strikeouts at the time, with the top-two leaders each having made 11 starts.
- His first appearance for Miami came out of the bullpen on May 28 against San Francisco. He tossed 2.0 innings, allowing two runs on four hits and a walk in an 11-3 victory. He was optioned to Triple-A New Orleans on May 30, but made just one start before being recalled for the remainder of the season.
- He made his first MLB start of the season on June 11 against St. Louis, allowing three runs on five hits and a walk, with seven strikeouts, over 5.2 innings. The outing was part of five consecutive turns in the rotation, a stretch where he struck out six-or-more batters and allowed three-or-fewer runs in each outing.
- He returned to the starting rotation on July 28 against the Diamondbacks, and would make 10 starts over the final stretch of the season. He posted a 4.88 ERA (48.0/26) with 46 strikeouts against 16 walks in that time.
- On August 8 vs. Atlanta, allowed just two hits and two walks, with seven strikeouts, over 6.0 shutout innings. It marked his first career scoreless start. He earned the win in a 9-2 victory.
- Despite two stints on the disabled list, made 32 appearances (six starts) for Miami and went 2-7 with a 5.21 ERA (65.2 IP /38 ER) in **2018**.
- Made MLB debut on May 10 vs. Atlanta, tossing 2.0 scoreless innings in relief.
- Set career high with 5.0 innings pitched in a start on May 16 vs. Dodgers; tied mark for fourth and final time on June 14 vs. San Francisco, his longest relief outing.
- Earned first career win on July 11 vs. Milwaukee.
- Did not allow a run in 12 of last 17 games. Went 2-2 with 2.92 ERA (24.2/8) over that span, with 19 hits and nine walks (one intentional) to 22 strikeouts. Had 2-5, 3.14 (43.0/15) marks in 21 games (four starts) at home, while going 0-2, 9.13 (22.2/23) in 11 games (two starts) on the road.
- Posted 4-5 record and 3.98 ERA (63.1 IP/28 ER) over 15 appearances (11 starts) with Single-A Buies Creek in Astros organization in **2017**. Missed two months due to a back injury suffered midseason. Made five starts with Aguilas del Zulia in Venezuelan Winter League, posting 2-1 record with 2.11 ERA (21.1/5). Allowed just 12 hits and six walks with 22 strikeouts.



2017: Acquired by Miami from Houston in Major League phase of Rule 5 Draft on 12/14

2011: Signed by Houston as a non-drafted free agent on 11/15; signed by Astros' scouts Felix Francisco, Oscar Alvarado, and Jose Palacios



2019: Pacific Coast League Pitcher of the Week (May 12)

2018: Midwest League Pitcher of the Week (August 7)

Midwest League Pitcher of the Week (July 10)



2018: Tooth infection (March 29-May 9)

Right third finger blister (August 24-September 4)

PITCHING HISTORY

YEAR	CLUB	W-L	ERA	G	GS	CG	SHO	SV	SVO	IP	H	R	ER	HR	HB	BB	SO	WP	BK
2019	New Orleans (AAA)	3-1	1.13	9	9	0	0	0	0	48.0	35	8	6	0	7	14	69	1	0
	MIAMI	2-7	5.21	32	6	0	0	0	0	65.2	68	38	38	11	2	27	45	1	1
	Minors (8 yrs.)	28-25	3.15	108	79	2	0	3	6	451.0	400	184	158	32	32	134	470	41	28
	MAJORS (2 yrs.)	5-12	5.11	53	21	0	0	0	0	148.0	144	87	84	31	11	53	130	3	2

BATTING HISTORY

YEAR	CLUB	AVG.	G	AB	R	H	2B	3B	HR	RBI	SH	SF	HBP	BB	SO	SB	CS	OBP	SLG	E
2019	MIAMI	.053	20	19	0	1	0	0	0	0	0	0	0	1	10	0	0	.100	.053	0
	MAJORS (2 yrs.)	.033	52	30	0	1	0	0	0	0	4	0	0	1	17	0	0	.065	.033	0



Rookie

78

RHP

JORDAN HOLLOWAY

HEIGHT
6'6"WT
230B/T
R/RBORN
ARVADA, CODOB
JUNE 13, 1996

CAREER HIGHLIGHTS

- Jordan Lee Holloway enters the 2020 season as the Marlins No. 20 prospect according to *MLB.com*.
- Spent all of **2019** with Advanced-A Jupiter, going 4-11 with a 4.45 ERA in 21 games, 95.0 innings, striking out 93.
- Set a career-high with seven innings pitched on August 14 against Lakeland. Allowed four hits and one run while striking out four.
- Spent the **2018** season rehabbing from Tommy John surgery.
- Made first of three rehab appearances for GCL Marlins on June 21 vs. GCL Astros, tossing 0.2 inning and allowing an unearned run on two hits, with one strikeout. It marked first appearance since June 1, 2017 with Single-A Greensboro. Rehab was transferred to Short-Season A Batavia and he tossed 5.0 perfect innings over two starts, with four strikeouts, to wrap up season.
- Spent **2017** with Single-A Greensboro. Posted a 1-3 record with a 5.22 ERA (50.0 ip/29 er) in 11 appearances.
- Struck out a career-high nine batters in second start on April 11 vs. Delmarva. Allowed two runs on four hits with a home run and a hit batter, over 5.0 innings.
- Earned his only win and tied season high in innings pitched on the May 27 outing vs. Kannapolis.
- Season was cut short after start on June 3 due to Tommy John surgery.
- Began **2016** with Greensboro, posting a 2-4 record with a 6.16 ERA (30.2/21) in eight starts.
- Earned first win on May 22 vs. Hagerstown. Tossed 5.0 innings, allowing two runs on four hits with a home run, one walk, and a hit batter while striking out three.
- Went 0-3 with a 6.23 ERA (17.1/12) in five starts for the Muckdogs before being placed on the 7-day disabled list with a right triceps strain.
- Did not make first appearance of **2015** until June 12 with Single-A Greensboro.
- Made just two starts for Grasshoppers, going 0-1 with 7.00 ERA (9.0/7).
- Transferred to Batavia on June 19 and went 5-6 with 2.91 ERA (68.0/22) over 14 starts for remainder of season.
- Earned his first win and struck out a season-high six batters on July 3 vs. Mahoning Valley; tied mark in next start, on July 10 vs. Auburn.
- Was named a New York-Penn League Midseason All-Star after going 3-5 in 10 starts, posting a 3.12 ERA (49.0/17) with 32 strikeouts and holding opponents to a .206 average prior to the break.
- Also earned the win in two consecutive starts on August 28 vs. Williamsport and September 2 at State College. Tossed 5.0 scoreless innings in both starts and earned NYPL Pitcher of the Week honors.
- Made professional debut in **2014** with GCL Marlins; picked up a win in his first career outing, a 1.0-inning relief appearance on July 9 vs. GCL Nationals.
- Attended Ralston Valley High School in Colorado. Enjoys video games, art, and tattoos. Favorite TV show is Game of Thrones.



Holloway chats with fans at Marlins Park.

Holloway spent the 2018 season rehabbing from Tommy John surgery. Fellow Marlins' pitching prospect Braxton Garrett required the surgery within two weeks of Holloway. They lived together in Jupiter while they were recovering and rehabbing and formed a bond - in addition to getting "addicted to 'Fortnite,' a popular battle royale video game.



2014: Selected by Miami in the 20th round of the First-Year Player Draft; signed by Marlins' scout Scott Stanley



2019: Florida State League Midseason All-Star
2015: New York-Penn League Midseason All-Star
 NYPL Pitcher of the Week (August 3)

PITCHING HISTORY

YEAR	CLUB	W-L	ERA	G	GS	CG	SHO	SV	SVO	IP	H	R	ER	HR	HB	BB	SO	WP	BK
2019	Jupiter (A+)	4-11	4.45	21	21	2	0	0	0	95.0	77	53	47	6	4	66	93	8	0
	Minors (6 yrs.)	13-30	4.64	76	72	2	0	0	1	304.1	280	184	157	24	14	166	245	46	1



7 OF MATT JOYCE

HEIGHT
6'2"

WT
194

B/T
L/R

BORN
TAMPA, FL

DOB
AUGUST 3, 1984

CAREER HIGHLIGHTS

- Matthew Ryan Joyce began the **2019** with the Cleveland Indians in Spring Training before signing with the San Francisco Giants. He was purchased by the Atlanta Braves four days later.
- Played 129 games with the Braves, hitting .295 with seven home runs, 10 doubles, and 23 RBI. He was used mainly as a pinch hitter, going 16x74 (.216). Hit .344 (42x122) in 39 games he started with five home runs, seven doubles and 17 RBI. Braves went 24-15 in those games.
- Oakland Athletics Opening Day starter in left field in **2018**. Batted .208 with seven home runs and 15 RBI in 83 games in a season where he required two stints on the disabled list with a back injury. His games played were his fewest since appearing in 77 contests with Tampa Bay in 2010.
- Went 7x24 (.292) with three doubles, one home run, two RBI and five walks as a pinch hitter. Led AL pinch hitters in hits, doubles and PA (30), tied for the lead in walks and tied for second in extra base hits (4).
- Signed a two-year deal with the A's following the before the **2017** season and hit a career-high 25 HR in his 10th season in the Majors. Had career bests in at-bats (469), runs (78), doubles (33), walks (66), extra base hits (58) and matched his high in games played (141). Tied for eighth in the AL in sacrifice flies (7) and ranked 10th in pitches per plate appearance (4.17).
- Signed a minor league contract with Pittsburgh in February of **2016** and spent the entire season with the Pirates. Added 59 walks for a career-high .403 on-base percentage. The OBP was fourth best in the NL among players with 250 or more plate appearances. Also had a career-high .866 OPS. 21 of his walks came as a pinch hitter, which set a Major League record for most walks by a pinch hitter. Broke the previous mark of 20 held by Matt Franco (1999 Mets) and Greg Norton (2009 Braves).
- Went 13x59 (.220) with four home runs, 15 RBI and a .452 on-base percentage as a pinch hitter. Led ML pinch hitters in RBI, tied for the lead in homers and ranked second with 81 plate appearances (Gosselin, ARI 83). The RBI fell one short of Willie Stargell's club record of 16 set in 1982.
- Spent his only season with the Los Angeles Angels after being acquired by the Halos in a trade with Tampa Bay during the offseason in **2015**. Season was shortened by a one-month stint on the Injured List with a concussion.
- Set a Rays record on April 25, **2014** at Chicago (AL) after drawing five walks in the game. First AL player to walk five times in a nine-inning game without an intentional walk since Rickey Henderson on July 30, 2000.
- Spent all of **2013** with the Rays, hitting .235 with 18 home runs and 47 RBI in 140 games.
- Entered the game on September 29, **2012** at Chicago (AL) as a pinch hitter and later hit a solo home run in addition to a three-run shot. Became the first Rays player to hit two home runs in a game he didn't start and the first AL player with two home runs and four RBI as a sub since Minnesota's Matt LeCroy (September 13, 2002).
- The Rays Opening Day right fielder was named an American League All-Star in his first full season in the majors in **2011**.
- Led the majors in hitting as late as June 2, with a highwater mark of .377 on May 27, and finished the season with a .277 (128-for-462) average.
- Led the AL in hitting for 19 days and led the majors for 13 days, including 12 straight (May 22-June 2). His lead (AL or Major League) was the latest into a season in Rays history.
- Batted leadoff twice (August 10 vs. Kansas City, August 22 vs. Detroit), his only career appearances at leadoff, and went a combined 5x8 with 2 HR including a leadoff home run off Justin Verlander.
- Elected by the players to his first All-Star Team, placing fourth among AL outfielders.
- In **2010**, he joined the Rays from Triple-A Durham on June 25 and was 3rd on the team in RBI over the last three months of the season with 40, including 12 game-tying or go-ahead. made 63 starts.
- In his first full month, July, he hit 2 grand slams and a 3-run homer, all two-out, game-winning blasts. Became the second Ray to hit 2 grand slams in the same month, joining Aubrey Huff in July 2005.
- Hit a game-winning two-out, pinch-hit grand slam July 3 at Minnesota (Matt Guerrier) that capped a 7-run 8th in the Rays 8-6 win. Was the first grand slam of his career, the fifth pinch-hit slam in club history and the first grand slam in Target Field history.



HITS	5 - 6/29/2014 at BAL
RUNS	3 - 7X, Last; 7/31/17 vs. SFG
HOME RUNS	2 - 3X, Last; 6/29/14 at BAL
RBI	5 - 2X, Last; 5/18/13 at BAL
SB	2 - 2X, Last; 7/18/12 vs. CLE
HIT STREAK	12 - 7/29/12 to 8/13/12
WALK-OFF HITS	2 - Last; 9/1/14 vs. BOS

For the first time in his baseball career, Joyce will wear the number 7. Joyce has always wanted to wear 7 to honor his father and his father's favorite player, Mickey Mantle, but the number was always taken, including in high school when he lost a coin flip to his best friend for it.



Entering the 2020 season, Joyce leads all active players with 57 career pinch hits, 15 doubles, 43 runs scored, and 55 walks. He is second among active players in pinch hit home runs with 8, RBI with 39, and fourth in OBP with .340.

- On July 26 vs. Detroit—his first time facing his former team—ended Max Scherzer's bid for a no-hitter with a two-out grand slam in the 6th inning. Snapped a scoreless tie for Matt Garza, who completed his own no-hitter that same night. It was the first time a potential no-hitter was broken up by a grand slam in the 6th inning or later since July 23, 1990 when Philadelphia's Dickie Thon did it against the New York Mets' Frank Viola in the 6th inning.
- Appeared in 11 games over two stints with the Rays in **2009**. Started 9 games. Made his first Opening Day roster and was the starting center fielder April 7 at Boston with B.J. Upton injured. Made 3 starts for the Rays during that first tour and was optioned to Durham on April 13 when Upton returned from the DL.
- Had two stints in the majors in **2008** with Detroit, his first action at the Major League level. Ranked 3rd among AL rookies with a .492 slugging pct. behind Texas' Chris Davis (.549) and Rays' Evan Longoria (.531). Had his contract purchased by the Tigers on May 5. Made his major league debut that night against Boston, starting in right field. He collected his first major league hit on May 7 vs. Boston, a single in the 5th inning off Julian Tavarez. Hit his first major league home run on May 10 vs. the New York Yankees, a solo shot in the 1st inning off Darrell Rasner, with his father in the stands.
- Married to his wife, Brittany. They have one daughter, Kensington. He is a 2002 graduate of Armwood (FL) High School. Played baseball collegiately at Florida Southern College in Lakeland, FL. Earned All-Sunshine State Conference honors in 2004 as a sophomore with 11 home runs and 39 RBI in 58 games.



2011: American League All-Star

2008: American League Player of the Week (July 13)



2018: Lumbar strain (July 7-September 1)

Lumbar strain (June 6-22)

2015: Concussion (July 28-September 1)

2012: Strained left oblique (June 22-July 17)

2010: Right elbow strain (April 4-May 31)



2020: Signed by Miami as a Free Agent on 2/3

2019: Purchased by Atlanta from San Francisco on 3/24

2019: Signed by San Francisco as a free agent on 3/20

Signed by Cleveland as a free agent on 2/9

2016: Signed by Oakland as a free agent on 11/30

Signed by Pittsburgh as a free agent on 2/20

2014: Acquired by Los Angeles-AL from Tampa Bay in exchange for RHP Kevin Jepsen on 12/16

2008: Acquired by Tampa Bay from Detroit in exchange for RHP Edwin Jackson on 12/10

2005: Drafted by Detroit in the 12th round of the 2005 First-Year Player Draft

JOYCE'S BATTING HISTORY

YEAR	CLUB	AVG.	G	AB	R	H	2B	3B	HR	RBI	SH	SF	HBP	BB	SO	SB	CS	OBP	SLG	E
2019	ATLANTA	.295	129	200	32	59	10	0	7	23	0	0	0	38	45	0	0	.408	.450	2
	Minors (9 yrs.)	.276	542	1984	329	548	139	16	68	340	3	23	14	268	430	36	27	.363	.465	15
	MAJORS (12 yrs.)	.243	1311	3536	515	861	201	15	145	482	3	41	31	527	878	34	23	.343	.432	27
	AMERICAN	.240	1042	3105	438	746	181	14	125	417	3	41	28	430	766	33	22	.334	.428	25
	NATIONAL	.267	269	431	77	115	20	1	20	65	0	0	3	97	112	1	1	.405	.457	2

POSTSEASON HISTORY

YEAR	CLUB/OPP	SERIES	AVG.	G	AB	R	H	2B	3B	HR	RBI	SH	SF	HBP	BB	SO	SB	CS	OBP	SLG	E
2010	TBR/TEX	ALDS	.222	4	9	0	2	0	0	0	0	0	0	0	0	4	1	0	.222	.222	0
2011	TBR/TEX	ALDS	.200	4	15	1	3	1	0	1	4	0	0	0	1	5	0	0	.250	.467	0
2013	TBR/BOS	ALDS	.000	4	8	0	0	0	0	0	0	0	0	0	0	4	0	0	.000	.000	0
2019	ATL/STL	NLDS	.100	5	10	0	1	0	0	0	0	0	0	0	1	2	0	0	.182	.100	0
	Totals		.143	17	42	1	6	1	0	1	4	0	0	0	2	15	1	0	.182	.238	0
	AMERICAN		.156	12	33	1	5	1	0	1	4	0	0	0	1	13	1	0	.182	.281	0
	NATIONAL		.100	5	10	0	1	0	0	0	0	0	0	0	1	2	0	0	.182	.100	0

ALL-STAR GAME HISTORY

YEAR	CLUB/TM, SITE	AVG.	G	AB	R	H	2B	3B	HR	RBI	SH	SF	HBP	BB	SO	SB	CS	OBP	SLG	E
2011	AL/TB, ARI	.500	1	2	0	1	0	0	0	0	0	0	0	0	0	0	0	.500	.500	0

CAREER FIELDING

POS	G	GS	INN	TC	PO	A	E	FLD%
LF	427	329	2937.2	657	635	14	8	.988
CF	8	5	48.1	13	13	0	0	1.000
RF	569	483	4309.0	958	919	20	19	.980

HOME RUN BREAKDOWN

GRAND SLAMS	5 - last: 6/4/17 vs. WSH
INSIDE-THE-PARK	None
LEADOFF	9 - last: 5/26/18 vs. ARI
PINCH HIT	8 - last: 7/3/19 vs. PHI
WALK-OFF	1 - 4/3/13 vs. BAL
MULTI-HR	3 - last: 6/29/14 at BAL (2)



Non-Roster Invite/Rookie

81 INF GOSUKE KATOH

HEIGHT
6'1"

WT
197

B/T
L/R

BORN
POWAY, CA

DOB
OCTOBER 8, 1994

CAREER HIGHLIGHTS

- Gosuke John Katoh saw time at Triple-A for the first time in his career in **2019**, hitting .279 with 11 home runs, 10 doubles, and 39 RBI in 83 games for Scranton/Wilkes-Barre in the Yankees organization.
- Played the entire **2018** season with Double-A Trenton. Had 62 walks, second-most in the Eastern League.
- Overall, hit .229 with five home runs, 27 doubles, a pair of triples, and 35 RBI.
- Spent all of **2017** with High-A Tampa, batting .293 with 20 doubles, three triples, six home runs, and 43 RBI while drawing 40 walks.
- In 65 games for Single-A Charleston in **2016**, hit .229 with 14 doubles, three triples, a home run, and 25 RBI.
- Was fourth among qualifying batters in the Appalachian League with a .426 OBP in **2015**.
- Ranked second in the South Atlantic League in walks with a career high 71 in **2014**.
- Stole 20 bases in 30 attempts (66.7%).
- Named to the GCL Postseason All-Star Team in **2013** after he led all Yankees minor league hitters in batting average (.310) and tied for the GCL lead in home runs (6) and ranked second in slugging (.522) and extra-base hits (22).
- Following the season, was tabbed by Baseball America as the No. 10 prospect in the Yankees organization.
- Picked in the second round of the MLB Draft by the Yankees in 2013.
- Graduated in 2013 from Rancho Bernardo H.S. (Calif.). As a senior, was named the Palomar League's "Player of the Year" after hitting .468 with 9 HR and 31 RBI.



2015: Appalachian League Postseason All-Star

2013: Gulf Coast League Postseason All-Star



2019: Signed with Miami as a free agent on 12/18

2013: Selected by New York-AL in the second round of the First-Year Player Draft

BATTING HISTORY

YEAR	CLUB	AVG.	G	AB	R	H	2B	3B	HR	RBI	SH	SF	HBP	BB	SO	SB	CS	OBP	SLG	E
2019	Trenton (AA, NYY)	.237	30	97	11	23	3	1	0	7	0	1	3	10	28	3	1	.306	.289	0
	Scranton/W-B (AAA, NYY)	.279	83	262	45	73	10	0	11	39	2	1	2	42	82	8	4	.382	.443	4
	Minors (4 yrs.)	.251	649	2203	309	553	115	21	38	242	22	15	15	345	668	80	33	.354	.374	54



Non-Roster Invite

27 OF MATT KEMP

HEIGHT
6'4"WT
225B/T
R/RBORN
MIDWEST CITY, OKDOB
SEPTEMBER 23, 1984

CAREER HIGHLIGHTS

- Matthew Ryan Kemp is one of only two active Major League players with at least 250 HR (280) and 150 stolen bases (183), joining Ryan Braun (322 HR, 204 SB).
- Played in 20 games for Cincinnati in **2019**, hitting .200 with two doubles, a home run and five RBI. He was released on May 4. Signed with the New York Mets, but was released on May 24 after playing eight games with Triple-A Syracuse where he hit .278 (8x34) with a home run.
- In his return to the Dodgers in **2018** was named to his third National League All-Star team. Started in left field as the Dodgers' first fan-elected All-Star since Yasiel Puig in 2014.
- Hit .353 with runners in scoring position, third-highest in the National League.
- On September 23 vs. San Diego, on his 34th birthday, recorded his 1,000th career RBI on a solo HR off Joey Lucchesi. Became only the 11th active player with 1,000 RBI.
- In the second inning of Game 1 of the 2018 World Series at Boston's Fenway Park became the 36th player in history to homer in his first World Series plate appearance (solo off Chris Sale).
- Appeared in 115 games with the Braves in **2017**, hitting .276 with 47 runs, 23 doubles, one triple, 19 home runs and 64 RBI.
- Hit well to start the season, slashing .293/.340/.486 with 21 doubles, 12 homers and 40 RBI in 74 games prior to the All-Star break. He was slowed down by injuries as he made two stints on the 10-day disabled list (April 11-19, July 29-August 19) with a strained right hamstring.
- Solely appeared in left field (103 games), posting a .993 fielding percentage as he only committed just one error in 851.2 innings. Ranked 10th among NL outfielders in fielding percentage (min. 750.0 innings).
- In 156 combined games in 2016 with the San Diego Padres and the Atlanta Braves, he hit .268 with 89 runs, 39 doubles, 35 home runs and 108 RBI. He reached the 30-homer mark for just the second time in his career (2011) and the 100-RBI mark for the fourth time (also: 2009, '11, '15).
- Ranked among the National League leaders in runs (15th), hits (167, T-16th), doubles (8th), homers (4th), RBI (3rd) and slugging percentage (.499, 17th). His 19 homers following the All-Star break tied for the second most in the NL.
- His .306 batting average against left-handed pitchers ranked 16th best in the NL, compared to a .258 mark against righties.
- Began the season with the Padres hitting .262 with 23 doubles, 23 home runs and 69 RBI in 100 games in **2016**.
- Posted a .280/.336/.519 slashline with 35 runs, 15 doubles, 12 homers and 39 RBI in 56 games with the Braves.
- In his first season in San Diego in **2015** led the Padres in hits (158), games (154) and RBI (100). Became the 14th Padres batter to collect at least 100 RBI in a season (19th time overall). Produced 35 go-ahead RBI, tying Josh Donaldson for the most in the Major Leagues, and 15 game-winning RBI, tying Buster Posey for fifth in the National League. Produced 87 hits at home to establish a new Petco Park record (Brian Giles, 84 hits, 2004).
- On August 14 at Coors Field became the first player in Padres history to hit for the cycle in that franchise's 7,444th game. Was the first cycle of his career, after falling 1 hit shy 5 times, and the 309th cycle in Major League history. Tripled in his final plate appearance to complete the cycle.
- Had his fifth career 20-homer season, hitting .287 with 25 home runs, 89 RBI and 77 runs scored in 150 games. Over the second half, led the Majors with a .606 slugging percentage while hitting .309 with 17 home runs (3rd, MLB) and 54 RBI (2nd, MLB) in 64 games after the All-Star Break.
- Had his fifth career 20-homer season in **2014**, hitting .287 with 25 home runs, 89 RBI and 77 runs scored in 150 games.



HITS	5 - 2x; last, 7/2/16 vs. PIT
RUNS	4 - 3x; last, 7/2/18 vs. PIT
HOME RUNS	3 - 4/29/17 at MIL
RBI	6 - 2x; last, 4/9/16 vs. COL
SB	3 - 4/9/11 at SD
HIT STREAK	19 - 7/9/08 to 8/1/08
WALK-OFF HITS	11 - last, 9/2/18 vs. ARI



- Over the second half, led the Majors with a .606 slugging percentage while hitting .309 with 17 home runs (3rd, MLB) and 54 RBI (2nd, MLB) in 64 games after the All-Star Break. Ranked among National League leaders in home runs (25, T-8th), doubles (38, T-7th) and slugging percentage (.506, 4th).
- Appeared in 73 games in **2013** due to three Disabled List trips. Batted .320 (24-for-75) against left-handers to go along with a .373 on-base percentage and a .480 slugging percentage.
- Led the Dodgers with 23 homers in **2012** in an injury-shortened season as he appeared in 106 games. Selected to his second consecutive All-Star Game, but did not play due to injury. He did participate in the Home Run Derby and captained the NL squad.



Kemp greets students at Lenora B. Smith Elementary in Miami.

- Had at least one RBI in nine consecutive games from Sept. 25, 2011-April 10, 2012, tying the Dodger franchise record held by Roy Campanella (May 30-June 5, 1955) and Augie Galan (Sept. 18-28, 1944).
- In **2011** won the Hank Aaron Award as the National League's best hitter and the MLBPA's Players' Choice Outstanding Player Award. Also was named *MLB.com* and *Baseball America* Major League Player of the Year. *Sporting News* Major League All-Star.
- That season, he led the NL in runs scored (115), HR (39), RBI (126), total bases (353) and WAR (8.0) by position players. He fell 1 homer shy of becoming only the fifth player ever to produce in a season 40 HR and 40 stolen bases. Finished third batting average (.324) in his bid to win that year's Triple Crown.
- Six times was named NL Player of the Week and is the only player ever to win a Player of the Week Award in three consecutive weeks (last week of 2011, first two weeks of 2012) and the only player ever to begin a season by winning consecutive weekly awards (2012).
- Appeared in all 162 games for the Dodgers in **2010** and hit a career-high 28 homers to go along with 89 RBI, 19 stolen bases, 25 doubles, 82 runs scored, six triples and a .249 batting average. Walked a career-best 53 times
- Became the 11th Los Angeles Dodger and the seventh outfielder in club history to hit 25 or more home runs in consecutive season and first Dodger to accomplish the feat since Shawn Green in 2001 and 2002.
- Established career-highs with 26 homers, 101 RBI, 97 runs scored, 52 walks and 159 games played in **2009**. Ranked third in the National League in stolen bases with 34.
- Became first Dodger ever with at least 25 homers, 100 RBI and 30 stolen bases in a season. Joined Andre Ethier as the two Dodgers with 100-RBI seasons, the first set of Dodger teammates to accomplish the feat since 2001 (Shawn Green - 125 and Gary Sheffield - 100).
- In a breakout **2008**, slashing .290/.340/.459 with 38 doubles, 18 homers, 76 RBI and 35 steals in a career-high 155 games. Second on the club in steals behind only Juan Pierre's 40.
- Finished tied for seventh in the National League in steals. Became the youngest Dodger to steal at least 35 bases since Mariano Duncan swiped 38 bags in 1985 as a 22-year-old.
- Finished tied for second in the Majors with 16 outfield assists behind only Nick Markakis (17). Tied for third on the Los Angeles Dodger single-season list behind Frank Howard (19 in 1962) and Gary Sheffield (17 in 2001)
- Made the Opening Day roster for the first time in his career in **2007** and went on to post the fourth-highest single-season batting average (.342) in Los Angeles Dodger history, behind Mike Piazza (.362 in 1997), Tommy Davis (.346 in 1962), and Piazza (.346 in 1995) (min. 300 PA).
- His .342 average was the best in the National League and third-highest mark in baseball among players with 300 or more plate appearances, behind only Magglio Ordonez (.363) and Ichiro Suzuki (.353).
- In his Major League debut in **2006**, he produced 7 home runs and 23 RBI in just 52 games for the Dodgers. Became the first Dodgers batter and fifth player ever to hit 7 HR in his first 18 days in the Major Leagues, joining NYY's Dusty Rhodes (1952), CHC's Mandy Brooks (1925), PIT's Dino Restelli (1949) and SEA's Alvin Davis (1984). Joined Dick Gray (1958) as the only Dodgers batter with 3 HR in his first 7 days in the Major Leagues.
- Was one of only four Los Angeles Dodgers to hit at least 200 career home runs (203; Eric Karros 270, Ron Cey 228, Steve Garvey 211).



2018: National League All-Star

2012: National League All-Star

Wilson Defensive Player of the Year

2011: National League All-Star

NL Hank Aaron Award

Silver Slugger Award (OF)

Rawlings Gold Glove Award (OF)

2009: Silver Slugger Award (OF)

Rawlings Gold Glove Award (OF)



2019: Chest wall contusion, broken rib (April 23-May 4)
2017: Strained right hamstring (July 29-August 19)
 Strained right hamstring (April 11-20)
2014: Recovery from left ankle surgery (March 19-April 4)
 Sprained left ankle (July 24-September 19)
2013: AC joint irritation, left shoulder (July 8-21)
 Strained right hamstring (May 30-June 25)
2012: Strained left hamstring (May 31-June 13)
 Strained left hamstring (May 15-29)
2007: Separated right shoulder (April 10-27)



2019: Signed by Miami as Minor League free agent on 12/18
 Signed as a free agent with the New York-NL on 5/24
2018: Acquired by Cincinnati with INF Kyle Farmer, OF Yasiel Puig and LHP Alex Wood and cash from Los Angeles-NL for INF Jeter Downs, RHP Josiah Gray and RHP Homer Bailey on 12/21
2017: Acquired by Los Angeles-NL from Atlanta for INF Charlie Culberson, INF Adrian Gonzalez, LHP Scott Kazmir, RHP Brandon McCarthy and cash on 12/16
2016: Acquired by Atlanta from San Diego with cash to the Atlanta Braves for INF/OF Hector Olivera 7/30
2014: Acquired by San Diego with C Tim Federowicz and cash from Los Angeles-NL for RHP Zach Eflin, C Yasmani Grandal and RHP Joe Wieland 12/18
2003: Drafted by the Los Angeles-NL in the sixth round of the First-Year Player Draft

KEMP'S BATTING HISTORY

YEAR	CLUB	AVG.	G	AB	R	H	2B	3B	HR	RBI	SH	SF	HBP	BB	SO	SB	CS	OBP	SLG	E
2019	CINCINNATI	.200	20	60	4	12	2	0	1	5	0	0	0	1	19	0	0	.210	.283	2
	Minors (9 yrs.)	.308	430	1675	280	516	103	25	63	286	3	15	19	113	346	70	23	.358	.512	9
	MAJORS (14 yrs.)	.285	1707	6248	932	1780	335	37	281	1010	1	72	26	503	1600	183	63	.337	.485	51

POSTSEASON HISTORY

YEAR	CLUB/OPP	SERIES	AVG.	G	AB	R	H	2B	3B	HR	RBI	SH	SF	HBP	BB	SO	SB	CS	OBP	SLG	E
2008	LAD/CHC	NLDS	.154	3	13	0	2	2	0	0	1	0	0	0	0	5	0	0	.154	.308	0
	LAD/PHI	NLCS	.333	5	15	1	5	1	0	0	0	0	0	0	4	4	0	1	.474	.400	1
2009	LAD/STL	NLDS	.143	3	14	2	2	0	0	1	2	0	0	0	0	8	0	0	.143	.357	0
	LAD/PHI	NLCS	.250	5	20	2	5	0	0	1	2	0	0	0	1	8	0	1	.286	.400	0
2014	LAD/STL	NLDS	.353	4	17	1	6	0	0	1	2	0	0	0	0	3	0	0	.353	.529	0
2018	LAD/ATL	NLDS	.250	2	4	0	1	1	0	0	0	0	0	0	0	0	0	0	.250	.500	0
	LAD/MIL	NLCS	.200	7	10	0	2	0	0	0	1	0	0	0	1	3	0	0	.273	.200	0
	LAD/BOS	WS	.111	4	9	1	1	0	0	1	2	0	0	0	0	3	0	0	.100	.444	0
	Division Series		.229	12	48	3	11	3	0	2	5	0	0	0	0	16	0	0	.229	.417	0
	Championship Series		.267	17	45	3	12	1	0	1	3	0	0	0	6	15	0	2	.353	.356	0
	World Series		.111	4	9	1	1	0	0	1	2	0	0	0	0	3	0	0	.100	.444	0
	TOTALS		.235	33	102	7	24	4	0	4	10	0	0	0	6	34	0	2	.275	.392	0

ALL-STAR GAME HISTORY

YEAR	CLUB/TM, SITE	AVG.	G	AB	R	H	2B	3B	HR	RBI	SH	SF	HBP	BB	SO	SB	CS	OBP	SLG	E
2011	NL/LAD, ARI	.500	1	2	1	1	0	0	0	0	0	0	0	1	0	0	0	.667	.500	0
2012	NL/LAD, KC																			
	--DID NOT PLAY - INJURED--																			
2018	NL/LAD, WSH	.500	1	2	0	1	1	0	0	0	0	0	0	0	1	0	0	.500	1.000	0
	TOTALS	.500	2	4	1	2	1	0	0	0	0	0	0	1	1	0	0	.600	.750	0

CAREER FIELDING

POS	G	GS	INN	TC	PO	A	E	FLD%
LF	304	292	2399.0	461	448	8	5	.989
CF	827	774	6927.1	1786	1712	48	26	.985
RF	524	481	4186.2	883	828	35	20	.984

HOME RUN BREAKDOWN

GRAND SLAMS	8 - Last; 6/23/18 at NYM
INSIDE-THE-PARK	None
LEADOFF	2 - Last; 6/28/15 vs. ARI
PINCH HIT	3 - Last; 6/23/18 at NYM
WALK-OFF	7 - Last; 6/21/17 vs. SFG
MULTI-HR	13 - Last; 7/22/18 at MIL (2)



20 RHP BRANDON KINTZLER

HEIGHT
5'10"

WT
200

B/T
R/R

BORN
LAS VEGAS, NV

DOB
OCTOBER 1, 1984

CAREER HIGHLIGHTS

- Brandon Lee Kintzler signed with the Marlins on February 3, 2020 after making 62 appearances for the Chicago Cubs in **2019**, finishing with a 3-3 record with a 2.68 ERA and one save.
- Did not allow a run in 50 of his 62 outings, including 22 in which he did not allow a baserunner.
- In 31 games at Wrigley Field, he went 3-0 with an 0.89 ERA, striking out 25 over 30.1 innings.
- Posted a 4.60 ERA (60.2 ip/41 er) in 70 relief appearances in **2018** between Washington and the Cubs. Acquired by Chicago, July 31, for minor league pitcher Jhon Romero.
- Went 1-2 with two saves and a 3.59 ERA (17 er/42.2 ip) in 45 relief outings with the Nationals to begin the season. Struck out 31 batters, while walking 13.
- Went 2-1 with five holds and a 7.00 ERA (14 er/18.0 ip) in 25 outings with the Cubs.
- In a career-high 72 games between Minnesota and Washington, he recorded 29 saves and a 3.03 ERA while allowing just five home runs. His 29 saves in **2017** were a career-high and ranked 12th in all of Major League Baseball. Began the season with the Minnesota Twins, where he recorded 28 saves en route to being named an American League All-Star.
- Went 2-1 with one save, 10 holds and a 3.46 ERA in 27 games with the Nationals. Did not allow a run in any of his first seven appearances out of Washington's bullpen and posted scoreless appearances in 12 of his final 14 outings.
- Notched scoreless relief outings in 22 of his 27 appearances with the Nationals.
- Made his first career postseason appearance, allowing just one hit in 3.1 innings pitched across three NLDS games vs. the Cubs. Did not allow either of his two inherited runners to score.
- Was a non-roster invitee to Minnesota Spring Training and had his contract selected May 7 after beginning the season at Triple-A Rochester in **2016**.
- Recorded his first career save, June 8 vs. Miami (1.0 IP, SO). Converted eight-straight save chances through July 23.
- Did not allow a home run in 30 straight appearances (31.0 IP) from June 21-Sept. 5.
- Allowed just two of 18 inherited runners to score (11.1%).
- Began the **2015** season at Triple-A Colorado Springs in Milwaukee organization. Made six appearances for the Sky Sox before having contract selected by Milwaukee on May 8. appeared in seven games for the Brewers before being placed back on 15-day disabled list May 27.
- Finished the season with seven innings pitched, going 0-1 with a 6.43 ERA at the big league level.
- Spent all of **2014** with Milwaukee.
- Ranked fourth on Brewers staff in games (54) and holds (eight).
- Stranded 26 of 37 inherited runners (70.3%).
- Spent entire **2013** season with Milwaukee, ranking second on the team with 71 games pitched. Posted a 2.09 ERA (15 ER/64.2 IP) in his final 59 appearances, lowering his overall ERA from 5.84 to 2.69.
- Did not allow an earned run over final nine outings (9.0 IP).
- Began the **2012** season on 15-day disabled list with right elbow inflammation. Pitched in 45 games on rehab assignment between Single-A Brevard County (6 games), Double-A Huntsville (31 games) and Triple-A Nashville (8 games).
- Reinstated from the disabled list May 16 and optioned to Double-A Huntsville, where he went 0-2 with a 3.28 ERA and nine saves in 31 appearances. Earned the save in a five pitcher no-hitter August 2 vs. Chattanooga.



INNINGS PITCHED 3.0 - 6/30/13 at PIT
STRIKEOUTS 5 - 4/25/11 vs. CIN
SCORELESS IP 22.1 - 7/4/13 to 8/19/13
WIN STREAK 6 - 9/7/12 to 7/29/13
LOSS STREAK 3 - 4x; last, 9/30/17 to 4/8/18

After being released by the San Diego Padres and requiring labrum surgery in 2006, Kintzler returned home to Las Vegas where his sister and her husband gave him a job at Cold Stone Creamery. In 2007, he pitched for the Winnipeg Goldeye of the Independent Northern League, but would return to Las Vegas in the offseason and work at the Wynn hotel driving an Escalade that would follow a Rolls Royce to the airport to pick up celebrities. Typically, the Rolls Royce would take the stars, while Kintzler would drive the rest of the entourage in the Escalade. However, Kintzler admitted that Garth Brooks would ride with him in the Escalade.



- Joined Triple-A Nashville in mid-August and went 0-1 with a 1.54 ERA in eight appearances.
- Had his contract selected by Milwaukee September 3. Pitched in 14 games (16.2 IP) for the Brewers and finished with a 3-0 record and 3.78 ERA.
- Made first career Opening Day roster with Milwaukee in **2011**. Optioned to Triple-A Nashville April 5 after making one appearance for the Brewers. Made one appearance with Nashville and was recalled on April 11.
- Recorded his first major league win in a 6-3, 12-inning victory April 18 at Philadelphia as he tossed 2.0 scoreless innings.
- Began the **2010** season at Double-A Huntsville. named Southern League All-Star.
- Promoted to Triple-A Nashville in June and went 3-0 with a 2.36 ERA and six saves in 22 relief appearances, while holding opponents to a .196 batting average.
- Made his major league debut September 10 vs. Chicago after having his contract selected September 7. Struck out Micah Hoffpauir for his first career strikeout.
- In **2009**, he began the season with the St. Paul Saints of the Independent American Association and went 8-3 with a 2.79 ERA in 14 games (11 starts). Contract purchased by Milwaukee on July 24 and finished season with Double-A Huntsville.
- Spent **2008** and **2007** the Winnipeg Goldeyes of the Independent Northern League totaling a 13-8 record with a 4.41 ERA and one save.
- Released by San Diego on April 1, **2006** and missed the entire season. Underwent arthroscopic surgery on his right shoulder on September 15.
- In **2005**, he went 3-2 with a 3.11 ERA and one save in 30 relief appearances between the Rookie Arizona Padres, Single-A Eugene and Single-A Fort Wayne.
- Drafted by the Padres in **2004**, he split first professional season between Rookie Arizona Padres and Single-A Eugene, going 3-2 with a 2.19 ERA with nine saves in 24 relief appearances.
- Married to his wife, Melissa, who runs a custom bakery business out of their home in Las Vegas.



2017: American League All-Star



2019: Right pectoral inflammation (August 6-16)

2018: Right forearm flexor strain (June 10-25)

2015: Left knee tendinitis (May 29-August 12)

2014: Strained right rotator cuff (April 13-24)

2012: Right forearm soreness (March 29-May 16)

2011: Strained right triceps (May 14-season)



2020: Signed with the Marlins as a free agent on 2/3

2018: Traded by Washington to Chicago-NL for RHP Jhon Romero on 7/31

2017: Signed as a free agent with Washington on 12/21

Acquired by Washington from Minnesota for LHP Tyler Watson and international bonus slot money on 7/31

2015: Signed as a free agent with Minnesota on 12/14

2009: Signed as a free agent with Milwaukee on 7/24

2004: Drafted by San Diego in the 40th round of the First-Year Player Draft; signed by Padres Scout Jake Wilson

KINTZLER'S PITCHING HISTORY

YEAR	CLUB	W-L	ERA	G	GS	CG	SHO	SV	SVO	IP	H	R	ER	HR	HB	BB	SO	WP	BK
2019	CUBS	3-3	2.68	62	0	0	0	1	3	57.0	45	18	17	5	4	13	48	0	0
	Minors (8 yrs.)	16-12	2.92	182	7	0	0	35	36	252.1	238	97	82	11	8	60	226	22	0
	MAJORS (10 yrs.)	20-20	3.37	430	0	0	0	49	70	424.1	419	172	159	37	14	110	299	7	1
	AMERICAN	2-4	2.98	99	0	0	0	45	52	99.2	100	37	33	8	4	19	62	1	0
	NATIONAL	18-16	3.49	331	0	0	0	4	18	324.2	319	135	126	29	10	91	237	6	1

BATTING HISTORY

YEAR	CLUB	AVG.	G	AB	R	H	2B	3B	HR	RBI	SH	SF	HBP	BB	SO	SB	CS	OBP	SLG	E
2018	CUBS	.000	25	1	0	0	0	0	0	0	0	0	0	0	1	0	0	.000	.000	0
	MAJORS (10 yrs.)	.000	322	3	0	0	0	0	0	0	0	0	0	0	2	0	0	.000	.000	0

POSTSEASON HISTORY

YEAR	CLUB/OPP	SERIES	W-L	ERA	G	GS	CG	SHO	SV	SVO	IP	H	R	ER	HR	HB	BB	SO	WP	BK
2017	WSH/CHC	NLDS	0-1	5.40	3	0	0	0	0	0	3.1	1	2	2	0	1	2	2	0	0

ALL-STAR GAME HISTORY

YEAR	CLUB/TM, SITE	W-L	ERA	G	GS	CG	SHO	SV	SVO	IP	H	R	ER	HR	HB	BB	SO	WP	BK
2017	AL/MIN, MIA	0-0	0.00	1	0	0	0	0	0	1.0	0	0	0	0	0	0	0	0	0



36 C RYAN LAVARNWAY

HEIGHT
6'3"

WT
239

B/T
R/R

BORN
WOODLAND HILLS, CA

DOB
AUGUST 7, 1987

Non-Roster Invite

CAREER HIGHLIGHTS

- Ryan Cole Lavarney spent most of **2019** at Triple-A for the Yankees, Reds, and Indians.
- In his Reds' debut on July 19 vs. St. Louis, had second career multi-homer game and posted a career-high six RBI.
- Missed May 30-August 18 of **2014** with left hamate bone fracture. Optioned to Triple-A Pawtucket after recall from rehab and led PawSox to International League title, earning Governors' Cup MVP Award after going 10x22 (.455) with two doubles, a home run, and three RBI.

Lavarney is the 24th and most-recent Major Leaguer to have attended Yale University, the 19th to do so since the school was renamed from Yale College in 1864.

He majored in philosophy, was a Second-Team All-Ivy selection and a finalist for both the Johnny Bench and Golden Spikes awards as a junior, when he led the Ivy League with 13 HR, 42 RBI, 29 BB, and a .541 OBP. He left Yale as the Ivy League's all-time HR leader (33).

- 2018:** International League Midseason All-Star
- 2017:** World Baseball Classic Pool A MVP (Israel)
- 2012:** International League Midseason & Postseason All-Star
- 2011:** International League Player of the Week (July 18-25)
- 2010:** Carolina League Midseason & Postseason All-Star
Eastern League Player of the Week (August 23-30)
Carolina League Player of the Week (April 8-19)

2014: Left hamate fracture (May 30-Aug. 14)



HITS	3 - 7/19/19 vs. STL
RUNS	3 - 7/19/19 vs. STL
HOME RUNS	2 - 2x; last, 7/19/19 vs. STL
RBI	6 - 7/19/19 vs. STL
SB	None
HIT STREAK	9 - 7/29/13 to 9/22/13
WALK-OFF HITS	None

- Named Red Sox Minor League Co-Offensive Player of the Year in both **2012** and **2011**. Also named Boston's **2011** Minor League Player of the Year by local BBWAA and *Baseball America*, when he hit .290 with career-high 32 home runs and 93 RBI in 116 games at Double-A and Triple-A.
- Made MLB debut with Boston in **2011** as DH on August 18 at Kansas City.
- Had first MLB hit on August 19 (single). Made first start at catcher on September 27 at Baltimore and hit two home runs, becoming just third player in MLB history to have a multi-homer game in his first career start at catcher.
- Is a graduate of El Camino Real High School (CA) in 2005; married to Jamie.



- 2019:** Signed by Miami as a Minor League free agent on 12/18
Signed by Cleveland as a Minor League free agent on 8/30
Signed by Cincinnati as a free agent on 7/18
- 2018:** Signed by New York-AL as a Minor League free agent on 11/8
Signed by Pittsburgh as a Minor League free agent 1/22
- 2016:** Signed by Oakland as a Minor League free agent 11/21
Signed by Toronto as a Minor League free agent on 5/27
- 2015:** Signed by Atlanta as a Minor League free agent on 5/30
- 2014:** Acquired off waivers by Baltimore from Chicago-NL on 12/23
Acquired off waivers by Chicago-NL from Los Angeles-NL on 12/19
Acquired off waivers by Los Angeles-NL from Boston on 12/5
- 2008:** Selected by Boston in sixth round of First-Year Player Draft

BATTING HISTORY

YEAR	CLUB	AVG.	G	AB	R	H	2B	3B	HR	RBI	SH	SF	HBP	BB	SO	SB	CS	OBP	SLG	E
2019	Scranton/W-B (AAA, NYY)	.213	35	108	13	23	2	0	3	19	0	1	3	17	26	0	0	.333	.315	3
	Louisville (AAA, CIN)	.225	13	40	6	9	2	0	3	7	0	1	0	6	9	0	0	.319	.500	0
	Columbus (AAA, CLE)	.364	4	11	2	4	1	0	0	2	0	1	0	2	1	0	0	.429	.455	0
	CINCINNATI	.278	5	18	4	5	2	0	2	7	0	0	0	1	5	0	0	.316	.722	1
	Minors (12 yrs.)	.275	885	3165	464	869	193	3	121	525	3	34	60	420	706	5	6	.367	.452	41
	MAJORS (8 yrs.)	.211	151	408	35	86	27	0	9	50	0	3	0	31	108	0	0	.270	.343	7
	AMERICAN	.195	113	318	25	62	19	0	5	36	0	3	3	22	81	0	0	.251	.302	4
	NATIONAL	.267	38	90	10	24	8	0	4	14	0	0	0	9	27	0	0	.333	.489	1

CAREER FIELDING

POS	G	GS	INN	TC	PO	A	E	FLD%
C	98	78	712.0	643	602	34	7	.989
1B	7	2	25.0	28	25	3	0	1.000

CAREER IN-DEPTH CATCHING

POS	SB	CCS	CS%	CERA	PB
C	68	15	18.1	4.65	8

HOME RUN BREAKDOWN

GRAND SLAMS	None
INSIDE-THE-PARK	None
LEADOFF	None
PINCH-HIT	None
WALK-OFF	None
MULTI-HR	2 - 2x; last, 7/19/19 vs. STL



Non-Roster Invite/Rookie

90

LHP

DYLAN LEE

HEIGHT
6'3"WT
214B/T
L/LBORN
DINUBA, CADOB
AUGUST 11, 1994

CAREER HIGHLIGHTS

- Dylan Ryan Lee was assigned to Double-A Jacksonville out of his first Major League Spring Training camp in **2019**; was promoted to Triple-A New Orleans on April 17, returned to Jacksonville on May 3, and promoted back to NOLA for remainder of season on August 3.
- Posted a 1.91 ERA (37.2 ip/8 er) with 13 saves in 14 chances over 32 games with Jumbo Shrimp, holding opponents a .176 average.
- Named a Florida State League Midseason All-Star in **2018** after posting 6-2, 1.45 marks in 22 appearances for Single-A Jupiter. Combined to go 8-3 with a 1.60 ERA between Hammerheads, Double-A Jacksonville, and Triple-A New Orleans for the year, setting a career high in appearances (44).
- From June 14 with Jupiter through August 3 with New Orleans, posted a 19.1-inning scoreless streak. Allowed just six hits and struck out 24 in that time.
- Made his professional debut in **2016** with the GCL Marlins on June 26, allowing two runs on one hit and two walks.
- Picked up his first career save on July 19 at Tri-City, and then made the start in his final six appearances of the year.
- Graduated from Dinuba High School in 2012, where he was a three-year letterwinner, pitching all three seasons and also playing first base. He earned the Central Sequoia League Most Valuable Player award in 2012.
- Began his collegiate career at College of the Sequoias in Visalia, California (see note, above right). He was named to the All-California State team, the Central Valley Conference Gold Glove team, and named the CVC Pitcher of the Year after his sophomore year in 2015. Academically, he was named to the President's List as a freshman with a 3.64 GPA, and to the Dean's List as a sophomore with a 3.54 GPA.
- Transferred to Fresno State College for his junior season and earned Academic All-Mountain West honors. Majored in public health.

Lee listed Dodgers' left-hander Clayton Kershaw as his favorite athlete while attending Fresno State.

Attended College of the Sequoias in Visalia, California prior to transferring to Fresno State for his junior season in 2015.

In his sophomore year at COS, won his first 13 decisions, finishing 13-1 with a 2.34 ERA as the Giants advanced to the California Community College Athletic Association State Final Four.



2018: Florida State League Midseason All-Star



2016: Selected by Miami in 10th round of First-Year Player Draft; signed by Marlins' scout John Hughes

PITCHING HISTORY

YEAR	CLUB	W-L	ERA	G	GS	CG	SHO	SV	SVO	IP	H	R	ER	HR	HB	BB	SO	WP	BK
2019	New Orleans (AAA)	1-3	4.71	13	0	0	0	0	1	21.0	28	14	11	3	0	9	24	2	0
	Jacksonville (AA)	0-3	1.91	32	0	0	0	13	14	37.2	23	9	8	4	1	12	32	5	0
	Minors (4 yrs.)	13-20	3.30	121	25	0	0	18	23	248.0	214	102	91	21	12	75	205	17	1



84 INF CHRISTIAN LOPES

HEIGHT
6'0"

WT
214

B/T
R/R

BORN
HUNTINGTON BEACH, CA

DOB
OCTOBER 1, 1992

CAREER HIGHLIGHTS

- Christian M. Lopes split **2019** between Double-A Frisco (67 games) and Triple-A Nashville (54) in the Texas Rangers' system, combining to bat .265 with 29 doubles, 13 home runs, 65 RBI, and 14 steals.
- Ranked fourth in the Pacific Coast League in **2018** with 68 walks, while ranking third in PA/BB (third at 7.47) and PA/SO (eighth at 6.86). Also that year, nearly doubled his previous career high with 12 home runs.
- Earned PCL Player of the Week honors for June 4-10 after going 12x20 (.600) with three home runs and nine RBI in five games, leading all of Minor League Baseball for the week with 26 totals bases.
- Hit the first inside-the-park home run in Round Rock history on June 8 at Las Vegas.
- Made the only trip to the disabled list of his career in **2017**, missing June 29-July 29 with a right ankle sprain.
- Set a career-high with 18 stolen bases for Triple-A Buffalo (also had one steal during rehab assignment).
- Batted .309 after the Eastern League All-Star break with Double-A New Hampshire in **2016**, playing exclusively at second base.
- Following the 2014 season, was selected to play for Canberra in the Australian Baseball League.
- Batted .371/.421/.581/1.002 with six home runs and 24 RBI in 31 games in Australia, racking up 46 hits in 124 at-bats.
- Made professional debut in 2012 with Bluefield in rookie Appalachian League and Vancouver in Short-Season A Northwest League.
- Christian Michael Lopes (Iowps) is a graduate of Edison High School in Huntington Beach, California.
- He had committed to the University of Southern California before signing with Toronto after being selected in the seventh round of the 2011 First-Year Player Draft.
- Spent first two years of high school at Valencia High School in Santa Clarita, California.
- As a 12-year-old in 2006, was named U-13 Player of the Year by National Youth Baseball.
- Played on 2010 18-U USA Baseball National Team, batting .286 (18x63) with four doubles and 10 RBI. He was teammates with Francisco Lindor, Nicky Delmonico, and Lance McCullers; team finished fifth at 2010 World Junior Championships in Thunder Bay, Ontario, suffering its only loss to Cuba in the quarterfinals.

Lopes was drafted by Toronto in 2011. The following year, his younger brother Tim was drafted by Seattle; he was traded to Toronto after the 2016 season.

The brothers played together in Toronto's system in 2017, but never on the same team, as Christian spent most of the season at Triple-A Buffalo while Tim spent his season with Double-A New Hampshire.



2018: Pacific Coast League Player of the Week (June 4-10)
2013: Midwest League Midseason All-Star



2019: Signed by Miami as a Minor League free agent on 12/18
2017: Signed by Texas as a Minor League free agent on 12/4
2011: Selected by Toronto in seventh round of First-Year Player Draft; signed by Blue Jays' scout Joey Aversa

BATTING HISTORY

YEAR	CLUB	AVG.	G	AB	R	H	2B	3B	HR	RBI	SH	SF	HBP	BB	SO	SB	CS	OBP	SLG	E
2019	Nashville (AAA, TEX)	.272	54	195	24	53	15	0	5	33	3	1	5	24	45	4	4	.364	.426	3
	Frisco (AA, TEX)	.259	67	251	46	65	14	1	8	32	1	4	6	39	59	10	2	.367	.418	9
	Minors (8 yrs.)	.262	861	3088	438	810	190	20	52	389	11	31	46	359	558	74	30	.345	.387	104



Non-Roster Invite/Rookie

86

C

BJ LOPEZ

HEIGHT
5'9"WT
202B/T
R/RBORN
AGUADILLA, PRDOB
SEPTEMBER 29, 1994

CAREER HIGHLIGHTS

- Ernesto (BJ) Lopez appeared in 41 games across three levels for the Marlins in **2019**, mostly at Single-A Jupiter (28 games), where he registered 14 hits in 87 at-bats (.161) with a double, six RBI, and six walks.
- Split first season in Miami organization in **2018** between Single-A Greensboro (24 games) and High-A Jupiter (36).
- Opened season with Grasshoppers by going 7x15 (.467) with two doubles and three RBI during a four-game hitting streak.
- Promoted to Jupiter on May 29; reached base in first five games.
- Made just four errors in 60 starts at catcher between both stops, and threw out 33-of-71 runners attempting to steal (46.5 percent).
- Did not appear after August 15 due to stint on 7-day DL with left thumb contusion.
- Saw time with Single-A Kane County (28 games), Double-A Jackson (3), and Single-A Visalia (4) in Arizona's system in **2017**.
- Did not appear after Aug. 2 due to right hand contusion.
- Did not appear in **2016** until June 17 with Rookie level Missoula.
- Had five hits in six games before promotion to Single-A Kane County on July 8.
- Appeared in 21 games for Cougars to end season; threw out 11-of-25 runners attempting to steal at Single-A (44.0 percent), but committed career-high five errors.
- Appeared in just 17 games between Short-Season A Hillsboro (11) and Rookie level AZL D-backs (6) in **2015**.
- Played in career-high 60 games in **2014** between Rookie level Missoula (33) and Single-A South Bend (27).
- Opened season on April 22 with South Bend and hit in first five games, batting .389 (7x18) with five RBI.
- Transferred to Missoula on June 17 and appeared in 33 games to end season; most games at a single club in a season for his career.
- Combined to throw out 29-of-82 base runners attempting to steal (35.4 percent) between the two clubs.
- Made pro debut in **2012** with nine games for AZL D-backs; returned to AZL in **2013** for 31 games, posting .255 (24x94) with 10 RBI.
- Attended Grand Street Campus (NY) High School in Brooklyn.



2017: Selected by Miami from Arizona in Triple-A phase of Rule 5 Draft on 12/14

2012: Signed by Arizona as international free agent on 8/1; signed by D-backs' scout Todd Donovan

BATTING HISTORY

YEAR	CLUB	AVG.	G	AB	R	H	2B	3B	HR	RBI	SH	SF	HBP	BB	SO	SB	CS	OBP	SLG	E
2019	Jacksonville (AA)	.194	12	36	4	7	0	0	0	1	0	0	0	3	4	0	0	.256	.194	2
	Jupiter (A+)	.161	28	87	3	14	1	0	0	6	1	1	1	4	19	1	0	.204	.172	1
	GCL Marlins (ROK)	.000	1	3	0	0	0	0	0	0	0	0	0	0	1	0	0	.000	.000	0
	Minors (8 yrs.)	.208	280	877	73	182	18	2	1	66	13	6	10	93	201	5	3	.289	.236	25



49

RHP

PABLO LÓPEZ

HEIGHT
6'4"

WT
225

B/T
L/R

BORN
CABIMAS, VEN

DOB
MARCH 7, 1996

CAREER HIGHLIGHTS

- Pablo José López made just 21 starts in **2019**, missing over two months on the Injured List with a right shoulder strain. He went 5-8 with a 5.09 ERA (111.1 ip/63 er) overall.
- His 2.19 BB/9 ratio this season was the 13th-lowest in Franchise history (min. 21 GS).
- He posted a 3-3 record with a 3.39 ERA (63.2/24), a .229 average against, and 54 strikeouts in 11 starts at Marlins Park, compared to 2-5 with a 7.36 ERA (47.2/39), a .299 average against, and 41 strikeouts in 10 road starts.
- His ERA at Marlins Park was the 12th-best (min. 11 GS) by a Marlin since the venue opened in 2012.
- Allowed career highs in hits (10) and runs (10) in an 11-2 loss on May 10 at Citi Field, then bounced back with best outing of his career, also against the Mets, on May 18 at Marlins Park, shutting them out over a career-best 7.0 innings, allowing just one hit and tying his career high with seven strikeouts. He retired 14 straight batters after a lead-off double to start that game.
- He was just the second pitcher since 1913 to allow 10+ hits and runs in a start and then respond with 7.0+ innings of one or zero hits in his next start, joining Jeff Samardzija in 2015 for the White Sox (10 runs, 11 hits Sept. 14 vs. OAK; 1-hit shutout Sept. 21 at DET). Lopez was the only pitcher since 1906 to accomplish the feat when facing the same opponent in both starts. - *Elias Sports Bureau*
- On June 4 at Milwaukee, he scattered three hits and a walk, with seven strikeouts, across 6.0 shutout innings in a 16-0 victory. It was just the seventh time in Club history that a starter has been in the game for 15+ runs of support (team record is 18).
- On September 11 vs. Milwaukee, issued a season-high four walks, snapping a streak of eight straight starts allowing one-or-zero walks. The stretch was tied for the fourth-longest streak by a starter in Club history, behind Ricky Nolasco (13), Dan Straily (9), and Justin Nicolino (9).
- In 10 starts with Miami, went 2-4 with a 4.14 ERA (58.2 ip/27 er). In addition, made 12 starts between Double-A Jacksonville and Triple-A New Orleans, combining on 2-3 record, 1.44 ERA (62.1/10), and .196 (46x235) opponent average.
- Began **2018** season at Jacksonville, making eight starts with a 1-2 record and 0.62 ERA (43.2/3). Had a 1.6 BB/9.0 rate, while strikeouts per 9.0 was 10.6. Over first four starts, allowed just nine hits over 19.0 scoreless innings. Allowed first run of season in fourth inning of May 13 start at Montgomery, ending season-opening scoreless streak at 23.0 innings.
- Earned Southern League All-Star honors, but did not participate in the game due to promotion to Triple-A New Orleans on June 6.
- Recalled by Miami on June 30 and made Major League debut that night against the Mets. Limited New York to two runs on six hits and a walk (intentional), while striking out five, over 6.0 innings.
- At the time of promotion, ranked sixth among all full season Minor League pitchers in ERA (1.44) and WHIP (0.93), and 12th in average against.
- Became 12th starter in Marlins' history to earn a win in Major League debut.
- The night before his debut, Sandy Alcantara made his first career Major League start and also earned a win. Became first set of teammates to earn wins in their first career starts in consecutive days since April 9-10, 2012, when Yu Darvish and Neftali Feliz each made their first career starts with the Rangers. The last National League team to have such a duo was the Reds on April 15-16, 1967 with Gary Nolan and Mel Queen. - *Stats LLC*
- Recorded first MLB hit on July 10 vs. Milwaukee, a single to left field off Jhoulys Chacín. Appeared as a pinch-hitter twice. In final pinch-hit at-bat, on July 15 vs. Philadelphia, he singled, marking Miami's first pinch-hit by a pitcher since a two-run double by José Fernández on July 1, 2016 at Atlanta.



INNINGS PITCHED	7.0 - 3x; last, 6/15/19 vs. PIT
STRIKEOUTS	7 - 4x; last, 6/9/19 vs. ATL
LAST CG	None
LAST SHUTOUT	None
LOW-HIT CG	None
SCORELESS IP	10.0 - 5/29/19 to 6/9/19
WIN STREAK	3 - 5/18/19 to 6/15/19
LOSS STREAK	3 - 3x; last, 8/26/19 to season

López, whose father (retired) and late mother were doctors, was accepted into medical school at the age of 16, but opted to pursue his baseball career.



2018: Southern League Midseason All-Star

Pablo López visits Kensington Elementary School in Miami on No Place for Hate Day

- Spent **2017** at Single-A level in Seattle and Miami organizations, making 19 appearances (18 starts) for Modesto Nuts to start season and eight appearances (six starts) for Jupiter Hammerheads following July 20 trade.
- Set career highs with 8.0 innings pitched and nine strikeouts on July 7 at San Jose, allowing just one run on two hits and picking up final win in Seattle organization.
- Made Jupiter debut on July 26 vs. Florida, allowing two runs on seven hits and a walk over 6.0 innings, with six strikeouts.
- Spent **2016** campaign with Single-A Clinton, making season debut on May 28.
- Made 17 appearances (13 starts), going 6-1 with a 1.88 ERA (71.2/15) in his starts.
- Tossed at least 6.0 innings in eight of his starts.
- Returned from Tommy John surgery rehab on June 20, 2015 with the Arizona League Mariners.
- Picked up a relief win in season debut at AZL Padres (1.0 ip, 3 h).
- Made 12 appearances (three starts) overall, going 2-0, 3.25 (27.2/10) out of bullpen and 0-1, 2.79 (9.2/3) as starter.
- Had second-lowest walks-per-9.0 innings rate among AZL relievers (0.98).
- Missed **2014** season following Tommy John surgery on November 11, 2013.
- Made professional debut in **2013** with Venezuelan Summer League Mariners on May 23 vs. VSL Detroit.
- Over first eight starts, went 6-0 with 2.30 ERA (43.0/11).
- Finished year second in VSL in WHIP (0.93) and opponent average (.209), and fourth in wins and ERA.
- Picked up first career win in second start, on May 29 vs. VSL Tampa Bay, tossing 5.0 shutout innings (1 h, 4 so).



López spoke four languages when he graduated high school: Spanish, English, Italian, and Portuguese. His English and Spanish remain fluent, but in the years since graduating he has lost some of his Italian and Portuguese skills.



2019: Right shoulder strain (June 19-August 26)

2018: Right shoulder strain (September 1-season)



2017: Acquired by Miami with OF Brayan Hernandez, RHP Brandon Miller, and RHP Lukas Schiraldi from Seattle in exchange for RHP David Phelps on 7/20

2018: Signed by Seattle as international free agent on 7/4; signed by Mariners' scouts Bob Engle and Emilio Carrasquel

LOPEZ'S PITCHING HISTORY

YEAR	CLUB	W-L	ERA	G	GS	CG	SHO	SV	SVO	IP	H	R	ER	HR	HB	BB	SO	WP	BK
2019	New Orleans (AAA)	0-0	1.93	2	2	0	0	0	0	9.1	10	3	2	0	0	3	10	0	0
	Jacksonville (AA)	0-3	21.60	3	3	0	0	0	0	5.0	13	12	12	3	1	4	6	2	0
	MIAMI	5-8	5.09	21	21	0	0	0	0	111.1	111	64	63	15	11	27	95	6	2
	Minors (6 yrs.)	23-20	3.14	85	69	0	0	0	0	410.1	380	173	143	22	23	65	323	28	7
	MAJORS (2 yrs.)	7-12	4.76	31	31	0	0	0	0	170.0	167	92	90	23	15	45	141	8	2

BATTING HISTORY

YEAR	CLUB	AVG.	G	AB	R	H	2B	3B	HR	RBI	SH	SF	HBP	BB	SO	SB	CS	OBP	SLG	E
2019	MIAMI	.171	22	35	1	6	2	0	0	3	1	0	0	0	19	0	0	.171	.229	0
	MAJORS (2 yrs.)	.176	34	51	2	9	2	0	0	3	1	0	0	1	27	0	0	.192	.216	1



Rookie

77 RHP HUMBERTO MEJÍA

HEIGHT
6'4"

WT
235

B/T
R/R

BORN
PANAMA CITY, PAN

DOB
MARCH 3, 1997

CAREER HIGHLIGHTS

- Humberto Albert Mejía's **2019** season propelled him onto Miami's Top-30 prospects list entering the 2020 campaign, as he went 5-2 with a 2.09 ERA (90.1 ip/21 er) in 18 games (14 starts) across two levels, striking out 89, posting a 0.85 WHIP, and holding opponents to a .176 batting average.
- Earned Midwest League Midseason All-Star honors after going 5-1 with a 2.03 ERA over 13 games (10 starts) for Single-A Clinton in the first half. Struck out 68 batters against just 19 walks in that time.
- Walked more than two batters just four times on the year, and had one-or-fewer in 12 of his outings.
- Allowed just six home runs on the season, and did not allow a multi-homer game.
- Signed by Miami as an International free agent in **2013**, but did not make professional debut until 2015 due to a shoulder injury that also cost him the **2017** season.
- Returned to the mound in **2018** with Short-Season A Batavia in the New York-Penn League and went 1-6 with a 3.30 ERA (62.2/23) in 15 appearances (12 starts), striking out 59 and walking just 14, with a .232 average against and 1.10 WHIP.
- Made pro debut in **2015** by going 3-3 with a 1.69 ERA (74.2/14) in 13 starts for the DSL Marlins, striking out 71 and walking just 14.



Humberto Mejía visiting Kensington Elementary School in Miami.



Miami's No. 23 prospect entering 2020 on *MLB Pipeline*, Humberto Mejía (right), with fellow top prospects Sixto Sánchez (center, No. 1) and Edward Cabrera (No. 5).



2019: Midwest League Midseason All-Star



2013: Signed by Miami as an international free agent on 9/16; signed by Marlins' scout Luis Cordoba and Albert Gonzalez

PITCHING HISTORY

YEAR	CLUB	W-L	ERA	G	GS	CG	SHO	SV	SVO	IP	H	R	ER	HR	HB	BB	SO	WP	BK
2019	Jupiter (A+)	0-1	2.28	5	4	0	0	0	0	23.2	15	6	6	2	0	5	21	2	0
	Clinton (A)	5-1	2.03	13	10	1	0	1	1	66.2	42	17	14	4	1	19	68	5	0
	Minors (4 yrs.)	13-16	2.40	59	43	1	0	1	2	277.1	218	91	74	17	8	62	268	27	0



Non-Roster Invite/Rookie

32 OF VÍCTOR VÍCTOR MESA

HEIGHT
5'11"WT
185B/T
R/RBORN
SANTA CLARA, CUBDOB
JULY 20, 1996

CAREER HIGHLIGHTS

- Víctor Víctor Mesa made his professional debut in the United States in **2019**, opening the season at Single-A Jupiter and batting .252 with five doubles, three triples, and 26 RBI in 89 games.
- Earned a July 30 call-up to Double-A Jacksonville and batted .178 over final 27 games of the season.
- Named the 2019 Minor League Gold Glove Award winner for center field by Minor League Baseball and Rawlings following the season. Posted a perfect 1.000 fielding percentage in 102 games between Jupiter and Jacksonville, with 11 outfield assists.
- Two of the three outfield Gold Gloves for all of Minor League Baseball in 2019 were taken home by Marlins' prospects, as Jesús Sánchez took home the award for right field.
- Following the season, appeared in 17 games for Salt River Rafters during the club's run to the Arizona Fall League title. Batted .271 (19x70) with 10 runs scored, four doubles, six RBI, three walks, and three stolen bases.
- Was top-rated International prospect in **2018-19** class, according to *MLB Pipeline*, *Baseball America*, and *FanGraphs*.
- Debuted for Matanzas in Cuba's top domestic league, Serie Nacional, as a 16-year-old in 2012.
- Had his best season in 2016-17, batting .354 with a .399 on-base percentage, a .539 slugging percentage, seven home runs, and 40 stolen bases in 70 games.
- Also played for Cuba in 2017 World Baseball Classic, going 3x7 (.429) with two doubles and three RBI in six games.
- Made two starts for Cuba, in the club's second and third games of the second round in Tokyo.
- Went 1x4 with two RBI and two strikeouts in an 8-5 loss to Japan.
- Went 1x2 with an RBI in a 14-1 loss to The Netherlands in Cuba's final game of the WBC.
- His younger brother, outfielder Víctor Mesa Jr., also signed with Miami on October 22, 2018.

**2018:** Signed by Miami as an international free agent on 10/22**2019:** Arizona Fall League Rising Stars Game
MiLB Rawlings Gold Glove Award (center field)

BATTING HISTORY

YEAR	CLUB	AVG.	G	AB	R	H	2B	3B	HR	RBI	SH	SF	HBP	BB	SO	SB	CS	OBP	SLG	E
2019	Jacksonville (AA)	.178	27	107	8	19	2	0	0	3	3	0	0	3	16	3	0	.200	.196	0
	Jupiter (A+)	.252	89	357	37	90	5	3	0	26	4	5	5	19	48	15	2	.295	.283	0
	Minors (1 yr.)	.235	116	464	45	109	7	3	0	29	7	5	5	22	64	18	2	.274	.263	0



Non-Roster Invite/Rookie

92 OF BRIAN MILLER

HEIGHT
6'1"

WT
196

B/T
L/R

BORN
RALEIGH, NC

DOB
AUGUST 20, 1995

CAREER HIGHLIGHTS

- Brian Christopher Miller earned Midseason All-Star honors for the second straight year in **2019**, this time in the Southern League with Double-A Jacksonville. Hit .284 with 12 doubles, two triples, a home run, 12 RBI, and 11 stolen bases in the first half for the Jumbo Shrimp.
- Split the **2018** season between Single-A Jupiter and Double-A Jacksonville. In 62 games for the Hammerheads, he posted a .324 average (83x256), with 13 doubles, three triples, 29 RBI, 28 runs scored, and 19 stolen bases. Set single-season highs in hits and RBI while with Jupiter.
- Named a Florida State League Midseason All-Star. Played two games in the second half of the season before being promoted to Double-A Jacksonville on June 20. At the time of promotion, led the FSL in hits (83) and ranked third in average (.324; 83x256).
- Batted .267 (70x262) with eight doubles, two triples, 14 RBI, and 21 stolen bases in 66 games with Jacksonville.
- Played in 24 games for the Salt River Rafter in the Arizona Fall League following the season. Batted .269 (18x67) with two doubles, nine RBI, and eight walks.
- Spent first professional season with Single-A Greensboro (57 games) in **2017**. Posted a .322 average (75x233) with 17 doubles, a triple, a home run, 28 RBI, 42 runs scored, and 21 stolen bases on the year.
- Attended University of North Carolina at Chapel Hill and majored in exercise and sports science. Joined the baseball team as a walk-on his freshman year. Led the Tar Heels in hits, runs, on-base percentage, and stolen bases his sophomore year. In 2017, was a third-team All-American selection by Collegiate Baseball and the NCBWA, First-team All-ACC selection, and shared the team's S.H. Basnight Award for MVP with Toronto prospect Logan Warmoth. Also earned preseason All-America accolades from *Baseball America*, D1 Baseball, NCBWA and Perfect Game, Golden Spikes Awards preseason watch list candidate, and named to the ACC Academic Honor Roll.
- Earned Cape Cod Baseball League All-Star honors after the 2016 summer season.



2019: Southern League Midseason All-Star
2018: Florida State League Midseason All-Star



2017: Selected by Miami in Competitive Balance Round A of First-Year Player Draft; signed by Marlins' scout Blake Newsome

BATTING HISTORY

YEAR	CLUB	AVG.	G	AB	R	H	2B	3B	HR	RBI	SH	SF	HBP	BB	SO	SB	CS	OBP	SLG	E
2019	Jacksonville (AA)	.265	120	449	52	119	24	5	2	39	1	3	5	37	81	22	9	.326	.354	1
	Minors (3 yrs.)	.289	305	1200	151	347	62	11	3	110	8	7	9	92	182	83	28	.343	.367	5



Non-Roster Invite/Rookie

87

C

BRIAN NAVARRETO

HEIGHT
6'0"WT
237B/T
R/RBORN
BAYAMON, PRDOB
DECEMBER 29, 1994

CAREER HIGHLIGHTS

- Brian Eduardo Navarreto split **2019** between the Twins' and Yankees' systems, batting .175 in 50 games, with five doubles, six home runs, and 20 RBI.
- Threw out 29.3 percent of base runners attempting to steal (12-of-41).
- Invited to Twins' Spring Training, the first of his career, in **2018**; reassigned to minor league camp March 7 and reported to Double-A Chattanooga where he spent the entire season.
- Hit .293 (22-for-75) with five doubles, one home run and six RBI in 20 May games.
- Threw out 57 percent (32-for-56) of potential base stealers for the Lookouts.
- Led the Lookouts in games caught (96)...ranked third in overall games played (97) and hits (88).
- Played seven games for Tigres del Licey in the Dominican Winter League going 0x15 from October 13-26. Went on to play 22 games for Gigantes de Carolina in the Puerto Rican Winter League, hitting .333 (23x69) November 24-December 29.
- Began **2017** season with Single-A Ft. Myers; promoted to Double-A Chattanooga July 27. Combined to hit .209 (67x321) with 13 doubles, four home runs, 28 RBI, 31 runs scored, 20 walks and a .264 on-base percentage.
- Caught 90 games (88 starts) and combined to throw out 54 percent (38-for-71) of potential base stealers.
- Earned Florida State League Midseason All-Star honors, posting eight doubles, two homers, and 16 RBI in the first half.
- In 2016, led the Miracle with 70 games caught (67 starts) despite making two trips to the disabled list: from April 25-May 10 with a right knee sprain, and July 18-27 with a concussion.
- Threw out 52 percent (33-for-64) of potential base stealers.
- In **2015**, spent season with Single-A Cedar Rapids and caught 84 games.
- Hit a walk-off single in the decisive Game 3 of the Midwest League semifinals to advance the Kernels to the ML Championship Series.
- Spent **2014** season with Rookie Elizabethton. Caught 27 games (25 starts) and threw out 59 percent (11-for-16) of potential base stealers.
- Began professional career in **2013** with the GCL Twins, hitting .226 (31x137), leading the club in doubles (10).
- Played 19 games (18 starts) at catcher, 19 games (17 starts) at first base and four games (3 starts) at third base. Threw out 34 percent (10-for-29) of potential base stealers.
- Graduated from Arlington Country Day School in Jacksonville, Florida. Is a native of Bayamon, Puerto Rico, the same city as former Twins teammate pitcher José Berrios.

Navarreto is a freestyle Spanish rapper and records music in his spare time.



2019: Signed by Miami as a Minor League free agent on 12/18
Acquired by New York-AL from Minnesota on 7/25

2018: Selected by Minnesota in sixth round of First-Year Player Draft; signed by Twins' scout Brent Shelton



2017: Florida State League Midseason All-Star



BATTING HISTORY

YEAR	CLUB	AVG.	G	AB	R	H	2B	3B	HR	RBI	SH	SF	HBP	BB	SO	SB	CS	OBP	SLG	E
2019	Pensacola (AA, MIN)	.177	40	130	8	23	5	0	5	16	6	1	3	6	28	0	0	.229	.331	7
	Trenton (AA, NYY)	.167	10	30	3	5	0	0	1	4	0	1	0	2	3	0	0	.212	.267	0
	Minors (7 yrs.)	.214	472	1611	158	345	74	2	24	156	17	11	25	89	332	4	3	.264	.307	37



59 RHP NICK NEIDERT

HEIGHT
6'0"

WT
190

B/T
R/R

BORN
SUWANEE, GA

DOB
NOVEMBER 20, 1996

Rookie

CAREER HIGHLIGHTS

- Nicholas William Neidert (NYE-dirt) made just nine starts at Triple-A New Orleans in **2019** due to a torn right meniscus.
- Went 1-2 with an 8.71 ERA (10.1 ip/10 er) in three April starts prior to the injury; was 2-1, 2.54 (28.1/8) in five August starts upon his return from rehab.
- Continued comeback in the Arizona Fall League with the Salt River Rafters, going 2-0 with a 1.25 ERA (21.2/3) in five starts for the AFL champs. He struck out 19 batters and walked just two, posting a 0.83 WHIP.
- Earned AFL Pitcher of the Week award for Sept. 23-29 after giving up one run on four hits over 9.0 innings, with nine strikeouts, in two starts.
- Finished **2018** with a 12-7 record, 3.24 ERA (152.2/55), and 154 strikeouts in 26 starts with Double-A Jacksonville, earning Marlins' Organizational Pitcher of the Year award.
- Led Southern League in wins and innings pitched, ranked second in strikeouts, tied for third in ERA, and tied for fourth in WHIP (1.13).
- Named a Midseason All-Star in the Southern League, going 6-4, 3.16 (68.1/24) with 77 strikeouts in 13 starts prior to the break.
- Struck out 9.08 batters per 9.0 innings, which ranked third highest among Southern League starters.
- Tossed 1.0 inning in the ASG in Birmingham on June 19, allowing one hit and striking out one.
- Named California League Pitcher of the Year in **2017**, going 10-3 with a 2.76 ERA (104.1/32) in 19 starts for Single-A Modesto in Seattle's system.
- Was a Midseason and Postseason All-Star in the CL, going 5-3, 3.31 (73.1/27) in 14 starts before the break and 5-0, 1.45 (31.0/5) in five starts after the break.
- Earned CL Pitcher of the Week honors for July 3-9 after tossing 7.0 shutout innings on July 6 at Visalia (4 h, bb, 6 so).
- Spent all of **2016** with Single-A Clinton; went 6-1 with a 2.22 ERA (48.2/12) over first eight starts.
- Made professional debut in **2015** with AZL Mariners; debuted on June 23 at AZL White Sox (2.0 ip, 2 h, so).
- Attended Peachtree Ridge High School in Suwanee, Georgia.
- Selected as a First-Team All-American and Southeastern All-Region First-Team by Perfect Game in 2015.

Neidert has gone on two goodwill missions to Guatemala for Living Water International as part of an adopt-a-child program. He will return after the 2020 season to lay concrete floors in the home of his adopted child.

Neidert is a die-hard fan of the University of Georgia football team. He committed to the University of South Carolina, but signed with Seattle after being selected in the second round in 2015.



Neidert helped celebrate South Miami Little League Opening Day at Palmer Park.



2017: Acquired with RHP Robert Dugger and INF Chris Torres from Seattle in exchange for OF Dee Gordon and international signing bonus pool money on 12/7

2015: Selected by Seattle in second round of First-Year Player Draft; signed by Mariners' scout Dustin Evans



2019: AFL Rising Star
AFL Pitcher of the Week (September 23-29)

2018: Marlins Organizational Pitcher of the Year

Southern League Midseason All-Star

2017: California League Pitcher of the Year

California League Midseason and Postseason All-Star

California League Pitcher of the Week (July 3-9)

PITCHING HISTORY

YEAR	CLUB	W-L	ERA	G	GS	CG	SHO	SV	SVO	IP	H	R	ER	HR	HB	BB	SO	WP	BK
2019	New Orleans (AAA)	3-4	5.05	9	9	0	0	0	0	41.0	45	25	23	4	2	22	37	2	0
	Jupiter (A+)	0-1	4.82	2	2	0	0	0	0	9.1	10	5	5	1	1	4	6	1	0
	GCL Marlins (ROK)	0-0	0.00	2	2	0	0	0	0	3.2	2	0	0	0	0	1	3	0	0
	Minors (5 yrs.)	33-23	3.20	94	94	0	0	0	0	460.2	427	180	164	41	21	102	414	21	3



Non-Roster Invite/Rookie

88

RHP

AARON NORTHCRAFT

HEIGHT
6'3"WT
229B/T
R/RBORN
TUCSON, AZDOB
MAY 28, 1990

CAREER HIGHLIGHTS

- Aaron Lee Northcraft returned in **2019** from a two-year absence due to elbow and nerve injuries to appear in 31 games in Seattle's system, going 1-2 with a 2.03 ERA (40.0 ip/9 er).
- He posted a 0.93 WHIP and .176 average against, striking out 39 batters.
- It was his first action since August 4, **2016** with Triple-A El Paso in San Diego's system. Finished the season on the disabled list with right elbow inflammation. Was a combined 7-3 with a 4.07 ERA (90.2/41) at the time of the injury.
- Split the **2014** season between Double-A Mississippi and Triple-A Gwinnett, posting a combined 7-10 record with a 4.70 ERA in 26 games, 24 starts.
- Began the season with the Double-A Mississippi Braves, where he was named a Southern League Midseason All-Star after he went 7-3 with a 2.88 ERA (21 ER, 65.2 IP) and 62 strikeouts against 24 walks in 13 games, 12 starts.
- Promoted to Gwinnett on June 24 for his first career Triple-A stint and went 0-7 with a 6.54 ERA (47 ER, 64.2 IP) and 51 strikeouts against 31 walks in 13 games, 12 starts.
- Following the season, appeared in six games, all starts, for Peoria of the Arizona Fall League, going 2-3 with a 2.42 ERA (22.1/6) and 14 strikeouts against nine walks.
- Spent the entire **2013** season with Double-A Mississippi, leading the club in starts and innings pitched (137.0), while ranking second in strikeouts and tied for second in wins.
- Pitched the entire **2012** season with High-A Lynchburg. He led the Carolina League in strikeouts and ranked tied for eighth in all of minor league baseball.
- His 9.49 strikeouts per nine innings led the league and ranked third among Minor League pitchers with at least 150.0 innings.
- Spent the entire **2011** season with Single-A Rome and ranked 7th among Braves farmhands and 6th in the South Atlantic League in ERA...
- Split **2010** between Rookie-Level Danville and Single-A Rome. Was selected as the July Pitcher of the Month for Danville (3-0, 1.37 ERA).
- Graduated from Mater Dei (CA) High School.



Northcraft - inspired by the style of his favorite childhood pitcher, Byung-Hyun Kim - rediscovered throwing sidearm while recovering from PRP elbow injections and subsequent surgery for nerve damage that cost him his 2017 and 2018 campaigns. Northcraft actually began throwing sidearmed as a youth player, but gradually moved to the more traditional overhead arm slot he used prior to his injury.

**2014:** Southern League Midseason All-Star**2012:** Carolina League Pitcher of the Week (June 25)**2019:** Signed by Miami to Minor League contract on 12/18

Signed by Seattle to Minor League contract on 1/2

2016: Signed by San Diego to Minor League contract on 3/11**2014:** Acquired by San Diego with OF Justin Upton from Atlanta in exchange for INF Jace Peterson, LHP Max Fried, INF Dustin Peterson, and OF Mallex Smith on 12/19**2009:** Selected by Atlanta in 10th round of First-Year Player Draft

PITCHING HISTORY

YEAR	CLUB	W-L	ERA	G	GS	CG	SHO	SV	SVO	IP	H	R	ER	HR	HB	BB	SO	WP	BK
2019	Tacoma (AAA, SEA)	0-2	1.87	27	0	0	0	4	6	33.2	18	7	7	2	1	13	35	2	0
	Arkansas (AA, SEA)	0-0	1.69	3	0	0	0	0	0	5.1	4	1	1	0	0	0	3	0	0
	Everett (A, SEA)	1-0	9.00	1	0	0	0	0	0	1.0	2	1	1	0	0	0	1	0	0
	Minors (9 yrs.)	52-54	3.87	225	138	2	1	5	8	853.1	816	434	367	48	78	328	730	54	2



47 OF HAROLD RAMIREZ

HEIGHT
5'10"

WT
232

B/T
R/R

BORN
CARTAGENA, COL

DOB
SEPTEMBER 6, 1994

CAREER HIGHLIGHTS

- Harold Andres Ramirez ranked among the **2019** NL rookie leaders in: hits (116, 6th), average (.276, 7th), triples (3, 7th), multi-hit games (28, T-8th), RBI (50, 8th), doubles (20, T-8th), total bases (175, 9th), and runs (54, 10th).
- Had first career walk-off RBI July 26 vs. Arizona with sac fly in 9th inning. Hit first career walk-off homer on August 1 vs. Minnesota in the 12th. Accomplished the feat again in the 12th on August 29 vs. Cincinnati. He became the first player with two walk-off homers in 12th or later in a season since Andre Ethier (3) in 2009. There were only two other walk-off home runs in 12th or later in Club history entering 2019.
- He tied the Club record for walk-off home runs in a season by one player (also, Cliff Floyd in 2000).
- He reached base safely in 17 of 18 games upon making his Major League debut on May 11, hitting safely in 15 of the contests (.373, 25x67). He set multiple Club records for the most hits through a player's first: 11 games (15 hits); 15 games (21 hits); 18 games (25 hits); 30 games (38 hits).
- Won Eastern League batting title in **2018** after hitting .320 (148x463) in 120 games for Double-A New Hampshire in Toronto's system. Also, ranked fourth in OPS (.836), fifth in total bases (218), sixth in slugging (.471), and seventh in RBI (70).
- Named an Eastern League Postseason All-Star after batting .344 (67x195) with 20 doubles, five home runs, and 35 RBI in 48 second-half games.
- Named Eastern League Playoffs MVP after batting .400 (8x20) with five RBI to lead NH to the Eastern League Championship.
- Followed up season by batting .381 (61x160) in 44 games for Caracas in Venezuelan Winter League, with 28 runs scored, 12 doubles, two triples, four homers, 31 RBI, a .459 on-base percentage, a .556 slugging percentage, five steals, and 19 walks against 20 strikeouts.
- Won league batting title by wide margin over Franklin Barreto (.352). Also led league in on-base percentage and ranked second in slugging.
- Spent all of **2015** with High-A Bradenton and hit .337 (103x406) with 13 doubles, six triples, four homers, 47 RBI, and 22 stolen bases. Named FSL Player of the Week for July 20-26 after batting .450 (9x20) with a double, two home runs, eight RBI, seven runs scored, and three stolen bases.
- Limited to 49 games in **2014** for Single-A West Virginia, but still managed a career-long 23-game hitting streak from June 5 to July 1, batting .347 (35x101) during the streak. It marked longest streak in South Atlantic League that season.
- Named a New York-Penn League Midseason All-Star after batting .320 (64x200) with four home runs, 36 RBI, and 20 stolen bases in the first-half.
- Married to Adriana Tapias. They have a son, Elian.



HITS	3 - 10x; last, 9/27/19 at PHI
RUNS	3 - 2x; last, 8/30/19 at WSH
HOME RUNS	1 - 11x; last, 9/27/19 at PHI
RBI	3 - 2x; last, 6/17/19 vs. PIT
SB	1 - 2x; last, 6/15/19 vs. PIT
HIT STREAK	8 - 7/2/17 to 7/9/17
WALK-OFF HITS	2 - last, 8/29/19 vs. CIN (HR)

Ramirez's favorite food is anything that is cooked by his mother. He also enjoys playing sports on the beach when he is away from the baseball diamond.



2018: Eastern League Playoffs MVP
Eastern League Postseason All-Star
2016: Eastern League Midseason All-Star
2015: Florida State League Player of the Week (July 20-26)
2013: New York-Penn League Midseason All-Star



2018: Signed by Miami as a Minor League free agent on 11/25
2016: Acquired by Toronto with LHP Francisco Liriano and C Reese McGuire from Pittsburgh in exchange for RHP Drew Hutchinson on 8/1
2011: Signed by Pittsburgh as international free agent on 7/2

BATTING HISTORY

YEAR	CLUB	AVG.	G	AB	R	H	2B	3B	HR	RBI	SH	SF	HBP	BB	SO	SB	CS	OBP	SLG	E
2019	MIAMI	.276	119	421	54	116	20	3	11	50	0	1	5	18	91	2	1	.312	.416	1
	Minors (7 yrs.)	.303	610	2319	320	703	128	22	34	310	10	21	57	152	393	95	50	.358	.421	21
	MAJORS (1 yr.)	.276	119	421	54	116	20	3	11	50	0	1	5	18	91	2	1	.312	.416	1

CAREER FIELDING

POS	G	GS	INN	TC	PO	A	E	FLD%
LF	61	47	416.1	117	116	0	1	.991
CF	27	19	162.1	59	59	0	0	1.000
RF	55	34	340.2	77	77	0	0	1.000
OF	110	100	919.1	253	252	0	1	.996

HOME RUN BREAKDOWN

GRAND SLAMS	None
INSIDE-THE-PARK	None
LEADOFF	None
PINCH HIT	None
WALK-OFF	2 - 2x, last, 8/29/19 vs. CIN
MULTI-HR	None



No MLB Injured List history



Non-Roster Invite

13 INF SEAN RODRIGUEZ

HEIGHT
6'0"WT
199B/T
R/RBORN
MIAMI, FLDOB
APRIL 26, 1985

CAREER HIGHLIGHTS

- Sean John Rodriguez spent most of **2019** with the Phillies, appearing in 76 games; he also appeared in 12 games for Triple-A Lehigh Valley.
- Hit his fourth career walk-off home run on August 26 vs. Pittsburgh; had played for Pirates most of the previous four seasons.
- Made his eighth career Opening Day roster in **2018**, his third Pittsburgh (also: 2015-16) Defensively, made appearances at every position except pitcher and catcher.
- Appeared in his 1,000th career game on June 2 at St. Louis (def. replacement at first base, no PA).
- Limited to 66 games due to stints on the Disabled List from June 27-July 19 (right quadriceps strain) and August 7-23 (left abdominal strain).
- Began **2017** on Atlanta's 60-day Disabled List following left shoulder surgery on February 14, the result of a car accident on January 28.
- Reinstated from Disabled List on July 17 and went on to hit two pinch-hit home runs for the Braves, on July 24 at Arizona off Zack Greinke, and on July 28 at Philadelphia off of Hoby Milner.
- Traded to Pittsburgh on August 5 and hit a walk-off home run in his first game back, on August 6. vs. San Diego.
- In **2016** with Pittsburgh, set career highs in games (140), home runs (18), RBI (56), average (.270), OBP (.349), slugging (.510) and OPS (.859).
- Slugged a home run in a career-high three straight games from July 8-10 and again from September 17-18 (homed in both games of a doubleheader on Sept. 17 at Cincinnati). Performance earned him National League Co-Player of the Week honors for Sept. 12-18; batted .414 with five home runs and 12 RBI in eight games during that span.
- In **2015** with Pittsburgh, made starts at first base, second base, third base, shortstop, left field, and right field. Started at first base in the NL Wild Card Game vs. the Cubs on October 7, but did not have an at-bat (was pinch hit for by Pedro Alvarez in the third).
- In **2014** with Tampa Bay, was on the paternity list on April 3 for the birth of his fourth child. Homered and had four RBI the next night vs. Texas.
- Posted a combined .995 fielding percentage (1 E in 202 TC) across five positions (first base, second base, shortstop, left field and right field) with Tampa Bay in **2013**.
- Appeared in all four games of the American League Division Series against Boston. On October 4, homered in his first at-bat of Game 1 at Boston (off Jon Lester), his first career postseason homer.
- In **2011**, was one of six Major Leaguers to make at least one start at all four infield positions.
- Set a Tampa Bay club record with 18 HBP.
- Became the first player since 1993 (St. Louis's Gregg Jefferies) to hit into a triple play and participate in one defensively in the same season (was playing first base when TB turned a triple play on Sept. 27 vs. the Yankees).
- Appeared in all four games of the ALDS against Texas; scored all three of Tampa Bay's runs in Game 4 on October 4.
- Had career-best 15-game hitting streak from May 29-June 15, **2010** with Tampa Bay.
- Named the Angels' Minor League Player of the Year for the second time in **2009**. Led Los Angeles minor leaguers in



HITS
RUNS
HOME RUNS
RBI
SB
HIT STREAK
WALK-OFF HITS

4 - 2x; last, 7/6/14 at DET
3 - 5x; last, 7/27/19 vs. ATL
1 - 81x; last, 8/26/19 vs. PIT
4 - 6x; last, 7/20/18 at CIN
2 - 6/13/10 vs. FLA
15 - 5/29/10 to 6/15/10
4 - last, 8/26/19 at PIT (HR)



2016: National League Co-Player of the Week (Sept. 12-18)

2009: Pacific Coast League Player of the Week (Aug. 17)

2008: Pacific Coast League Player of the Week (July 14)

2007: Texas League Midseason and Postseason All-Star

2006: California League Midseason & Postseason All-Star

California League Player of the Week (June 18)

2004: Pioneer League Postseason All-Star

Pioneer League MVP

home runs (29) and RBI (93); tied for seventh in Minor League Baseball in home runs.

- Played in five regular season games with Triple-A Durham after a trade to Tampa Bay on September 1 (PTBNL in Aug. 28 trade). Bulls went on to win International League title.
- Appeared in 59 games for Angels in **2008** over five separate stints with the club. Made his Major League debut on April 19 vs. Seattle with a start at second base; singled off Jarrod Washburn for first career hit.
- Collected his first career home run on June 1 vs Toronto (A.J. Burnett).
- Named Angels Minor League Player of the Year in **2006**, leading the club's minor leaguers in home runs (24).
- Named Pioneer League Player of the Year in **2004**, batting .338 with 10 home runs and 55 RBI for Provo.
- Married to Giselle; they have two daughters, Sofia Emma (2/7/08) and Vanelope Grace (1/18/13), and two sons, Sean "Gogo" John Jr. (6/2/09) and Zekiel Cruz (4/3/14). His daughter Vanelope's name was chosen by her sister after a character in *Wreck-It Ralph*.
- 2003 graduate of G. Holmes Braddock High School (FL). Also attended Miami Coral Park High. Earned 13 All-American honors in high school.
- His father, Johnny, has coached, managed and scouted for eight different organizations. His older brother, Robert, was a catcher in Washington's system from 2002-06 and is the Marlins' assistant hitting coach.
- Is passionate about autism awareness and research.



2018: Left abdominal strain (August 6-23)

Right quadriceps strain (June 25-July 19)

2017: Recovery from left shoulder surgery (February 5-July 16)

2012: Right hand fracture (August 31-September 14)



2020: Signed by Miami as a Minor League free agent on 2/4

2019: Signed by Philadelphia as a Minor League free agent on 2/8

2017: Acquired by Pittsburgh from Atlanta in exchange for INF Connor Joe on 8/5

2016: Signed by Atlanta as free agent on 11/30

2014: Acquired by Pittsburgh from Tampa Bay for PTBNL (RHP Buddy Borden) on 12/1

2009: Acquired by Tampa Bay on 9/1 as the PTBNL from 8/28 trade in which Rays acquired INF Matthew Sweeney and LHP Alex Torres in exchange for LHP Scott Kazmir

2003: Selected by Los Angeles-AL in third round of First-Year Player Draft; signed by Angels' scout Mike Silvestri

RODRIGUEZ'S BATTING HISTORY

YEAR	CLUB	AVG.	G	AB	R	H	2B	3B	HR	RBI	SH	SF	HBP	BB	SO	SB	CS	OBP	SLG	E
2019	Lehigh Valley (AAA, PHI)	.267	12	45	7	12	2	1	4	12	0	0	1	3	19	0	0	.327	.622	3
	PHILADELPHIA	.223	76	112	24	25	5	0	4	12	4	1	3	19	41	1	1	.348	.375	0
	Minors (13 yrs.)	.278	781	2882	566	801	168	31	134	476	24	21	96	372	725	105	40	.376	.497	154
	MAJORS (12 yrs.)	.226	1099	2559	344	578	124	14	81	298	37	17	62	225	769	42	19	.302	.380	63
	AMERICAN	.225	624	1641	207	370	84	11	45	186	26	13	43	130	446	35	15	.297	.372	41
	NATIONAL	.227	475	918	137	208	40	3	36	112	11	4	19	95	323	7	4	.311	.394	22

POSTSEASON HISTORY

YEAR	CLUB/OPP	SERIES	AVG.	G	AB	R	H	2B	3B	HR	RBI	SH	SF	HBP	BB	SO	SB	CS	OBP	SLG	E
2010	TB/TEX	ALDS	.200	4	10	2	2	0	0	0	0	0	0	0	0	5	0	0	.200	.200	1
2011	TB/TEX	ALDS	.167	4	12	3	2	1	0	0	1	0	0	0	2	0	0	0	.286	.250	0
2013	TB/BOS	ALDS	.167	4	6	1	1	0	0	1	1	0	0	0	0	0	0	0	.167	.667	0
2015	PIT/CHI	NLWC	---	1	0	0	0	0	0	0	0	0	0	0	0	0	0	0	---	---	0
Wild Card			---	1	0	0	0	0	0	0	0	0	0	0	0	0	0	0	---	---	0
Division Series			.179	12	28	6	5	1	0	1	2	0	0	0	2	5	0	0	.233	.321	1
Totals			.179	13	28	6	5	1	0	1	2	0	0	0	2	5	0	0	.233	.321	1
American			.179	12	28	6	5	1	0	1	2	0	0	0	2	5	0	0	.233	.321	1
National			---	1	0	0	0	0	0	0	0	0	0	0	0	0	0	0	---	---	0

PITCHING HISTORY

YEAR	CLUB	W-L	ERA	G	GS	CG	SHO	SV	SVO	IP	H	R	ER	HR	HB	BB	SO	WP	BK
2019	PHILADELPHIA	0-0	0.00	2	0	0	0	0	0	1.1	0	0	0	0	0	0	1	0	0
	MAJORS	0-0	0.00	2	0	0	0	0	0	1.1	0	0	0	0	0	0	1	0	0

CAREER FIELDING

POS	G	GS	INN	TC	PO	A	E	FLD%
P	2	0	1.1	0	0	0	0	---
1B	213	53	819.2	867	823	42	2	.998
2B	338	241	2238.1	1190	464	710	16	.987
3B	154	83	859.0	301	73	212	16	.947
SS	187	140	1261.2	570	174	368	28	.951
LF	124	72	669.2	126	123	3	0	1.000
CF	27	10	123.2	25	25	0	0	1.000
RF	69	35	312.0	73	72	0	1	.986
OF	214	117	1105.1	224	220	3	1	.996

HOME RUN BREAKDOWN

GRAND SLAMS	None
INSIDE-THE-PARK	None
LEADOFF	1 - 4/21/18 at PHI
PINCH HIT	5 - last, 7/4/19 at ATL
WALK-OFF	4 - last, 8/26/19 vs. PIT
MULTI-HR	None



Non-Roster Invite/Rookie

95 LHP TREVOR ROGERS

HEIGHT
6'5"WT
217B/T
L/LBORN
CARLSBAD, NMDOB
NOVEMBER 13, 1997

CAREER HIGHLIGHTS

- Trevor J'Daniel Rogers had a break-out sophomore season in the Minors in **2019**, posting a 6-10 record with a 2.90 ERA (136.1 ip/44 er) and 150 strikeouts over 23 starts at Single-A Jupiter (18 starts) and Double-A Jacksonville (5). Walked just 33 batters, and allowed 10 home runs.
- Opened the season at Jupiter and went 5-8 with a 2.53 ERA and 122 strikeouts in 110.1 innings, with 24 walks. Performance earned him Midseason and Postseason All-Star honors in the Florida State League.
- Ranked second in the FSL in strikeouts for the season; did not qualify for the ERA title, but would have ranked third. His 1.10 WHIP would have tied for third.
- Struck out 10-or-more batters in four starts; had one such start in 2018, when he struck out a career-best 12 on July 28 vs. Hickory.
- He was promoted to Jacksonville on August 3. At the time of promotion, led the FSL in strikeouts, average against (.232), and WHIP, and ranked second in innings and ERA.
- Made five starts with the Jumbo Shrimp to end the season and went 1-2 with a 4.50 ERA (26.0/13).
- On August 17 at Tennessee, allowed two hits, with 10 strikeouts, over 7.0 scoreless innings in a 2-0 victory.
- Made professional debut in **2018** with Single-A Greensboro and went 2-7 with a 5.82 ERA (72.2/47) in 17 starts.

Rogers is the first cousin of a former Marlins fan-favorite, outfielder Cody Ross.

Rogers enjoys jet-skiing and fishing, as well as reading and being active in his church youth group.



2019: Florida State League Midseason & Postseason All-Star
2018: South Atlantic League Pitcher of the Week (July 29)



2017: Selected by Miami in first round (13th overall) of First-Year Player Draft; signed by Marlins' scout Scott Stanley

PITCHING HISTORY

YEAR	CLUB	W-L	ERA	G	GS	CG	SHO	SV	SVO	IP	H	R	ER	HR	HB	BB	SO	WP	BK
2019	Jacksonville (AA)	1-2	4.50	5	5	0	0	0	0	26.0	25	13	13	3	1	9	28	1	1
	Jupiter (A+)	5-8	2.53	18	18	0	0	0	0	110.1	97	45	31	7	6	24	122	3	0
	MINORS (2 yrs.)	8-17	3.92	40	40	0	0	0	0	209.0	208	106	91	14	6	60	235	9	2



19 INF MIGUEL ROJAS

HEIGHT
6'0"

WT
188

B/T
R/R

BORN
LOS TEQUES, VEN

DOB
FEBRUARY 24, 1989

CAREER HIGHLIGHTS

- Miguel Elias Rojas Naidenoff set career highs in hits (137), doubles (29), runs scored (52), and walks (32) in his fifth season with the Marlins in **2019**.
- He hit .284 (137x483), his highest single-season average since batting .290 in 90 games in 2017.
- His .285 average as a shortstop was the sixth-best mark in the National League, and the eighth-best average by a Marlin, the best since José Reyes hit .287 in 2012.
- He homered in three consecutive games from July 27-29, all coming from the leadoff spot. The first two home runs of this streak were leadoff homers, while the third came in the second inning.
- He was just the third Marlin (fourth time) to homer in three straight games when batting leadoff, joining Hanley Ramirez (June 29-July 1, 2008; August 4-7, 2007) and Cliff Floyd (April 1-3, 1998). According to the *Elias Sports Bureau*, he was just the second player in Club history with a leadoff homer in back-to-back games, joining Hanley Ramirez, who did so on July 17-18, 2006 vs. Washington.
- His three leadoff homers tied for the fourth-most in Club history (Hanley Ramirez holds the top three spots).
- On September 17 at Arizona, went 4x6 with three doubles and six RBI, setting a career high in RBI and tying a career best in doubles.
- He became just the second shortstop since 1900 to record three-or-more doubles and at least six RBI in a single game. The other was St. Louis's Ozzie Smith, who did so on June 17, 1993 at the Cubs (5x5, 3 2b, 6 rbi). - *Elias Sports Bureau*
- Had a career-long 12-game hitting streak from July 21 through the second game of a double header at the Mets on August 5 (.372; 16x43, 2b, 3b, 3 hr, 4 rbi). Left game two of that doubleheader with a right hamstring strain and was placed on 10-day IL on August 7.
- Was reinstated from Injured List on September 1. Batted .288 (23x80) over his final 19 games of the season.
- Set career highs in **2018** for games (153), runs scored (44), hits (123), home runs (11), RBI (53) and steals (6). Had exactly one home run in each of first four Major League seasons entering 2018.
- First Marlin playing primarily at shortstop to reach 10 home runs since Jose Reyes in 2012 (11)
- Named "Mr. Marlin" award winner by South Florida BBWAA.
- Recorded first career walk-off hit on March 30 vs. Cubs (single); marked second career walk-off RBI (sac fly on August 26, 2017 vs. San Diego).
- Had first career multi-HR game on May 20 at Atlanta.
- Despite spending most of first half of **2017** on disabled list, bounced back to set new career highs in runs (37), hits (79), doubles (16), triples (2), RBI (26), and average (.290) as the Club's primary shortstop.
- Recipient of the "Good Guy" Award, as voted on by the South Florida chapter of BBWAA.
- Posted first career walk-off RBI with sac fly in 11th inning on August 26 vs. San Diego.
- On disabled list May 9 to July 18 due to right thumb fracture.
- Had first career stolen base on June 23, **2016** vs. Cubs.
- Began **2015** season with Triple-A New Orleans; was recalled on June 26 and spent remainder of season with Miami.
- Appeared in 60 games after recall, making Marlins' debut on June 27 vs. Dodgers.
- Hit .354 (23x65) over last 20 games, with three doubles, a home run, and nine RBI. Average over that stretch (Sept. 11-end of season) led Major League shortstops.
- In 24 games off the bench, batted .273 (6x22), with two doubles and four RBI.



HITS
RUNS
HOME RUNS
RBI
SB
HIT STREAK
WALK-OFF HITS

4 - 6x; last, 9/27/19 at NYM
3 - 3x; last, 4/13/19 vs. PHI
2 - 5/20/18 at ATL
6 - 9/17/19 at ARI
2 - 7/1/18 vs. NYM
12 - 7/21/19 to 8/5/19
1 - 3/30/18 vs. CHC (single)

On September 20, 2019, the Marlins' signed Rojas to a two-year contract extension through 2021, which includes a vesting option for 2022. It marked the first multi-year contract handed out by the new ownership group.




Miguel Rojas greeting students and teachers at Jon I. Smith K-8 Center in Doral at a laptop distribution event.

- Had three-run pinch-hit double on August 5 vs. the Mets; first such hit by a Marlins' player since Brett Carroll on September 2, 2009 vs. Atlanta.
- Had contract selected by Dodgers on June 6, **2014** and made Major League debut that night at Colorado as a defensive replacement at shortstop in the eighth inning.
- Made first career start on June 8 at Colorado as third baseman.
- Flied out in first career at-bat in second inning. Had first career hit (single) and RBI in top of sixth inning.
- Hit first career home run on July 9 at Detroit (Max Scherzer).
- Opened **2015** season with Triple-A New Orleans and batted .301 (75x249) in 65 games through June 26 before being recalled to Marlins for remainder of season.



2019: Marlins' Heart & Hustle Award
 2018: South Florida BBWAA "Mr. Marlin" Award
 2017: South Florida BBWAA Good Guy Award
 2015: Marlins' Minor League Player of the Month (May)
 2013: Dodger Pride Award, Double-A Chattanooga (July)



- Hit .347 (34x98) in May that to earn him Marlins' Minor League Player of the Month award.
- Named Chattanooga's Dodger Pride award winner for July of **2013** after batting .280 (25x75) with seven runs scored, three doubles and four RBI in 25 games.
- Named best defensive shortstop in Cincinnati system by *Baseball America* in **2010**.
- With Dayton in Midwest League, was named the league's best defensive shortstop for **2009** by *Baseball America*.
- Played in Venezuelan Winter League for first time following the season, batting .284 (27x95) with 14 runs scored, four doubles, and eight RBI in 36 games for Tiburones de La Guaira. Has carried on tradition of playing for La Guaira every winter since, through 2019-20.
- Made North American debut in **2008** with Billings in Pioneer League, recording a hit in six of first eight games (6x30).
- Spent first three pro seasons in Venezuelan Summer League (**2006 & 2007**) and Dominican Summer League (**2007**).
- Married to Mariana Rojas Gamboa; they have a son, Aaron Elias (11/28/15).

Despite not watching his first American football game until 2017, Rojas won the 2017 Marlins' clubhouse fantasy football league along with co-owners Martín Prado and then-head athletic trainer Dustin Luepker. His team, Tres Amigos, made a run to the semifinals in 2019 but has yet to return to its 2017 glory.



2019: Right hamstring strain (August 5-September 1)

2017: Right thumb fracture (May 9-July 18)



2014: Acquired by Miami with INF Dee Gordon and RHP Dan Haren from Los Angeles-NL in exchange for LHP Andrew Heaney, RHP Chris Hatcher, INF Enrique Hernandez and C Austin Barnes on 12/10

2012: Signed by Los Angeles-NL as Minor League free agent on 11/13

2005: Signed by Cincinnati as an international free agent on 11/24; signed by Reds' scouts Luis Baez and Maximo Rombley

ROJAS'S BATTING HISTORY

YEAR	CLUB	AVG.	G	AB	R	H	2B	3B	HR	RBI	SH	SF	HBP	BB	SO	SB	CS	OBP	SLG	E
2019	New Orleans (AAA)	.364	3	11	1	4	1	0	1	1	0	0	0	1	0	0	0	.417	.727	0
	Jupiter (A+)	.143	2	7	1	1	1	0	0	0	0	0	0	0	0	0	0	.143	.286	0
	MIAMI	.284	132	483	52	137	29	1	5	46	1	5	5	32	62	9	5	.331	.379	11
	Minors (12 yrs.)	.245	805	2633	308	645	89	12	21	224	73	14	37	215	331	78	43	.309	.312	107
	MAJORS (6 yrs.)	.263	643	1728	189	454	80	4	20	165	13	15	21	115	234	19	11	.314	.348	38

CAREER FIELDING

POS	G	GS	INN	TC	PO	A	E	FLD%
1B	98	9	223.2	210	188	21	1	.995
2B	73	30	312.2	152	58	94	0	1.000
3B	98	54	538.1	166	42	119	5	.970
SS	416	347	3063.2	1497	539	926	32	.979
LF	1	0	2.0	0	0	0	0	-

HOME RUN BREAKDOWN

GRAND SLAMS	None
INSIDE-THE-PARK	None
LEADOFF	3 - last, 7/29/19
PINCH HIT	None
WALK-OFF	None
MULTI-HR	1 - 5/20/18 at ATL



Rookie

76 OF JESUS SÁNCHEZ

HEIGHT
6'3"

WT
222

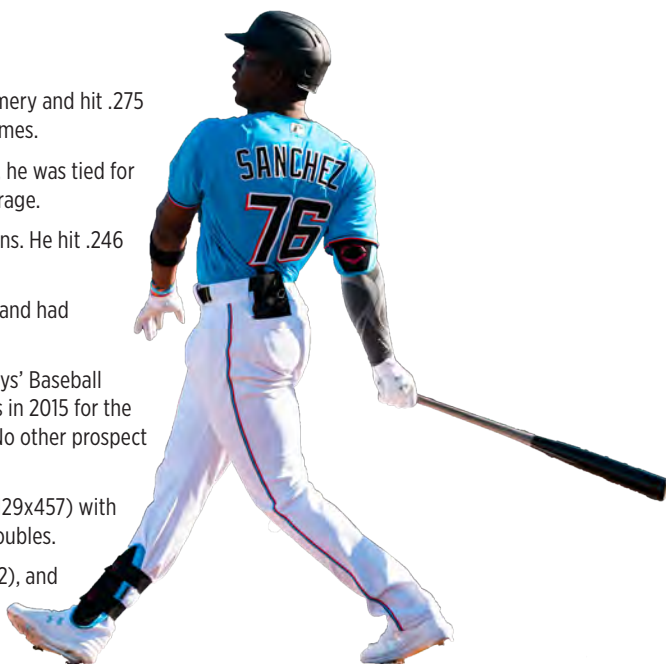
B/T
L/R

BORN
HIGUEY, DR

DOB
OCTOBER 7, 1997

CAREER HIGHLIGHTS

- Jesus Sánchez began **2019** in the Rays organization at Double-A Montgomery and hit .275 (79x287) with 11 doubles, one triple, eight home runs, and 49 RBI in 78 games.
- He was promoted to Triple-A Durham on July 11. At the time of promotion, he was tied for fourth in the Southern League in RBI, tied for ninth in hits, and 10th in average.
- Was acquired on July 31 by Miami and was assigned to Triple-A New Orleans. He hit .246 (16x65) with a double, four home runs, and nine RBI in 17 games.
- Season was cut short due to hernia injury; did not appear after August 23 and had offseason surgery.
- In **2018**, was named Most Valuable Player for Single-A Charlotte by the Rays' Baseball Operations Department. It was his fourth team-MVP award, joining honors in 2015 for the DSL Rays, 2016 for the GCL Rays, and 2017 with Single-A Bowling Green. No other prospect for the Rays has more than two since the awards began in 2009.
- Between Charlotte and Double-A Montgomery, he combined to bat .282 (129x457) with 11 home runs and 75 RBI. Also finished the season with a career-high 32 doubles.
- Ranked fourth in Florida State League in average (.301) and Slugging (.462), and was sixth in RBI (64).
- Was named the Rays' **2017** Minor League Player of the Year after leading Tampa Bay Minor Leaguers with 15 homers and 72 RBI, and batting .305.
- Won the Midwest League batting and RBI titles. Also ranked second in hits (145) and total bases (227). He was named a Midseason and Postseason All-Star.
- In **2016**, was among the league leaders in the Gulf Coast League in average (.323, second), slugging (.530, second), triples (8, first), and total bases (87, second). Additionally, led all Rays' Minor Leaguers in batting average.
- Named the MVP of the DSL Rays in **2015**, ranking fourth in the league with 119 total bases.



Sánchez was coached by his older brother Nerva from the time he was nine. Nerva insisted Jesus model his swing after David Ortiz, forcing him to learn to bat left-handed. In 2018, when he was selected to start for the World Team in the Futures Game at Nationals Park, Sanchez's manager was David Ortiz.

Hunger was an all-too familiar part of Sánchez's youth. As a child, he would sometimes sleep at his church if he knew that there would be no dinner at his home.



2019: Acquired with RHP Ryne Stanek from Tampa Bay in exchange for RHP Nick Anderson and RHP Trevor Richards on 7/31

2014: Signed by Tampa Bay as International free agent on 7/2; signed by Rays' scout Daniel Santana



2019: MiLB Rawlings Gold Glove Award (RF)
Southern League Player of the Week (May 19)
Southern League Midseason All-Star

2018: Florida State League Midseason & Postseason All-Star
All-Star Futures Game selection

2017: Midwest League Midseason & Postseason All-Star
Midwest League Player of the Week (June 11)

2016: Gulf Coast League Postseason All-Star

BATTING HISTORY

YEAR	CLUB	AVG.	G	AB	R	H	2B	3B	HR	RBI	SH	SF	HBP	BB	SO	SB	CS	OBP	SLG	E
2019	New Orleans (AAA)	.246	17	65	11	16	1	0	4	9	1	2	1	9	15	0	0	.338	.446	0
	Durham (AAA, TB)	.206	18	63	6	13	2	1	1	5	0	1	1	6	20	0	0	.282	.317	0
	Montgomery (AA, TB)	.275	78	287	32	79	11	1	8	49	0	3	2	24	65	5	4	.275	.332	2
	Minors (5 yrs.)	.296	464	1799	269	532	98	23	50	304	3	21	10	126	358	29	16	.342	.459	14



Rookie

73 RHP SIXTO SÁNCHEZ

HEIGHT
6'0"WT
234B/T
R/RBORN
SAN CRISTOBAL, DRDOB
JULY 29, 1998

CAREER HIGHLIGHTS

- Sixto Sánchez opened **2019** at Extended Spring Training before a brief two-game stint at Single-A Jupiter (0-2, 4.91 ERA). Was promoted to Double-A Jacksonville on May 14 and went 8-4 with a 2.53 ERA (103.0 ip/29 er) and 97 strikeouts against just 19 walks in 18 starts for the Jumbo Shrimp, limiting opponents to a .225 average.
- Had a career-best 26.0 scoreless inning streak from July 23 to August 15, over a span of five starts.
- Set career highs in innings (114.0), strikeouts (103), and wins (8).
- Ended season on a five-game winning streak over his last eight starts, posting a 0.95 ERA (47.1/5) with a .168 average against and 0.74 WHIP.
- Made just eight starts in **2018** due to injury, going 4-3 with a 2.51 ERA (46.2/13) for Single-A Clearwater in Philadelphia's system.
- Opened **2017** with Single-A Lakewood, where he picked up South Atlantic League Pitcher of the Week honors for July 24-30, tossing first career shutout in a rain-shortened 5.0-inning game on July 24 at Charleston.
- Went 4-1 with a 1.67 ERA (8 ER, 43.0 IP) and 0.77 WHIP in his last eight starts with Lakewood, earning promotion to Clearwater on August 5 for remainder of season.
- Following the season, was named the second-best prospect in the Phillies minor league system and 25th-best in baseball by Baseball America.
- Spent entire **2016** season with Gulf Coast League Phillies. He was named a GCL All-Star and posted the lowest ERA by a qualifying Minor League pitcher since 2014 (Ronald Dominguez, 0.43 for AZL Mariners).
- Led the GCL in ERA, WHIP (0.76), and average against (.181).
- Was named the Phillies' Minor League Pitcher of the Week for July 18-24.
- Posted a 29.0-inning scoreless streak from July 12-August 12, allowing no runs in seven starts and one run in the other four starts during that stretch.
- Averaged 1.33 BB/9.0 innings on the year.
- Began his pro career in the Dominican Summer League in **2015**, making just 11 appearances (two starts) and going 1-2 with a 4.56 ERA, six walks, and 18 strikeouts in 25.2 innings.

Sánchez, who has four sisters and three brothers, was discovered in 2014 when a Cuban catcher named Lednier Ricardo was auditioning for teams in the Dominican Republic. Ruben Amaro Jr., then the Phillies' general manager, and Mike Ondo, the team's director of pro scouting, dispatched special assistant Bart Braun to take a look at Ricardo. The workout was at the Phillies' academy in Boca Chica. Luis Garcia, one of the Phillies' scouts in the Dominican Republic, was responsible for providing a couple of pitchers so Ricardo could take batting practice. Sánchez was one of the pitchers that Garcia brought to the workout.



2019: Acquired by Miami with C Jorge Alfaro, LHP Will Stewart, and International Bonus Pool money from Philadelphia in exchange for C J.T. Realmuto on 2/7

2015: Signed by Philadelphia as international free agent on 2/20; signed by Phillies' scout Carlos Salas



2019: Futures Game selection

2018: Florida State League Midseason All-Star

Florida State League Pitcher of the Week (June 3)

2017: Southern League Pitcher of the Week (July 30)

2016: GCL Postseason All-Star

PITCHING HISTORY

YEAR	CLUB	W-L	ERA	G	GS	CG	SHO	SV	SVO	IP	H	R	ER	HR	HB	BB	SO	WP	BK
2019	Jacksonville (AA)	8-4	2.88	18	18	0	0	0	0	103.0	87	33	29	5	3	19	97	0	2
	Jupiter (A+)	0-2	4.91	2	2	0	0	0	0	11.0	14	6	6	1	0	2	6	0	0
	Minors (5 yrs.)	23-18	2.58	68	59	3	2	0	1	335.1	278	113	96	9	11	64	294	10	10



56 RHP STERLING SHARP

HEIGHT
6'3"

WT
182

B/T
R/R

BORN
SOUTHFIELD, MI

DOB
MAY 30, 1995

Rookie

CAREER HIGHLIGHTS

- Sterling Sharp opened **2019** at Double-A Harrisburg in Washington's system, going 5-3 with a 3.99 ERA (40.2 ip/21 er) in nine starts before losing over two months to an oblique strain, making just three rehab appearances over the remainder of the regular season.
- Bounced back by going 2-1 with a 1.50 ERA (24.0/4) in six starts for Surprise in the Arizona Fall League, posting a 0.92 WHIP, .143 average against, and striking out 24.
- Began **2018** season with Single-A Potomac before being promoted to Harrisburg.
- He tied for first in wins (11) and sixth in ERA (3.70) among Nationals Minor Leaguers that year, and was named a Carolina League Midseason All-Star, posting a 5-3 record and 3.16 ERA in 14 starts for Potomac.
- Began **2017** season with Single-A Hagerstown before being promoted to Single-A Potomac on August 3.
- His 3.97 ERA between the two stops was good for fifth among qualified Nationals Minor Leaguers.
- Made pro debut in **2016** with GCL Nationals, going 3-0 with a 3.24 ERA in 11 appearances (7 starts) before a promotion to Short-Season A Auburn for one start before the end of the season.

Sharp was drafted by Atlanta in the 30th round out of high school in 2013, but the Detroit native opted to attend Eastern Michigan to work with pitching coach Eric Peterson instead. The EM staff was fired after his freshman year, however, and he attended a junior college (Darton State in Georgia) for his sophomore year before landing at Drury College - where Peterson had been hired - for his junior year. He went on to lead Drury with 18 appearances as a reliever in his first year, striking out 43 in 50.1 innings.



Sharp helped players from North Miami Beach Little League ring in their Opening Day at Allen Park in North Miami Beach.



2019: Arizona Fall League Pitcher of the Week (Oct. 13)

2018: Carolina League Midseason All-Star



2019: Selected by Miami from Washington in Major League phase of Rule 5 Draft on 12/12

2016: Selected by Washington in 22nd round of First-Year Player Draft; signed by Nationals' scout Brandon Larson

PITCHING HISTORY

YEAR	CLUB	W-L	ERA	G	GS	CG	SHO	SV	SVO	IP	H	R	ER	HR	HB	BB	SO	WP	BK
2019	Harrisburg (AA, WSH)	5-3	3.99	9	9	0	0	0	0	49.2	56	23	22	1	2	14	45	2	0
	Auburn (A, WSH)	0-1	1.29	2	2	0	0	0	0	7.0	4	1	1	0	2	1	5	0	0
	GCL Nationals (ROK, WSH)	0-0	0.00	1	1	0	0	0	0	2.0	1	0	0	0	0	0	2	0	0
	Minors (4 yrs.)	25-21	3.71	75	69	2	0	2	2	378.1	407	179	156	25	20	95	290	28	1



34 OF MAGNEURIS SIERRA

HEIGHT
5'11"WT
178B/T
L/LBORN
SAN CRISTOBAL, DRDOB
APRIL 7, 1996

CAREER HIGHLIGHTS

- Magneuris (Mag-NEW-rees) Sierra hit .350 (14x40) in 15 games with Miami in **2019** after a September 3 call-up, including a .417 mark (10x24) over his final nine games. His season was cut short due to a mild left hamstring strain suffered on September 22.
- His 36 steals (3 in MLB) were a new career high; had four on August 30 at Oklahoma City.
- Opened **2018** with Triple-A New Orleans before being recalled to Miami for remainder of season on July 24; at time of recall, his 14 steals were tied for 13th in Pacific Coast League, and his 90 hits were tied for 17th. Made Marlins' debut on July 24 vs. Atlanta; started in center field (Ox4).
- Opened **2017** with Single-A Palm Beach and had contract selected by Cardinals on May 7 to begin first of four stints in the Majors: May 7-19; June 2-4; July 15-21; and September 12-end of season.
- Made Major League debut on May 7 in Atlanta (1x6); recorded first career hit with a single off of R.A. Dickey.
- Hit safely in first nine MLB games, establishing new Cardinals' record, surpassing Homer Smoot's mark of eight in 1902. Also, joined Joe Cunningham (1954) as only Cardinals' with five-or-more hits and five-or-more runs in first three MLB games.
- In 101 regular season Minor League games; combined to hit .270 with a home run, 44 RBI, and 20 steals. Appeared in four Pacific Coast League playoff games with Memphis, batting .308 (4x13) with three runs and two RBI.
- Spent all of **2016** with Single-A Peoria and earned Midwest League Midseason & Postseason All-Star honors; led Cardinals' Minor Leaguers with 161 hits, which ranked tied for ninth among all Minor Leaguers. Also paced Cardinals Minor Leaguers in runs scored (78) and at-bats (524), ranked second in doubles (29), fourth in steals (31), fifth in total bases (207), eighth in RBI (60), 10th in average (.307) and tied for 10th in triples (4).
- Named Cardinals Minor League Player of the Year in **2014**; youngest to win the award and first teenager to win since Brent Butler (Peoria, 1997).
- Was named Gulf Coast League MVP and a Postseason All-Star, winning GCL batting title with .386 average. Also led GCL in hits (78), on-base percentage (.434), runs (42), and total bases (102). Ranked fourth in slugging percentage (.505) and tied for seventh in outfield assists (5).
- Cardinals' Minor League Player of the Month for July, batting .439 (36x82) with 11 multi-hit games, eight doubles, a triple, a home run and 11 RBI, and was 9-for-9 in stolen base attempts.
- Went 5x5 (5 singles) vs. GCL Nationals on August 28; reached base safely three times in the 1st inning (two singles, walk).
- He is married to Kewyn. They have a daughter, Maia. Outside of baseball, he enjoys basketball and dominoes.



2019: Acquired by Miami with RHP Sandy Alcantara, RHP Zac Gallen, and LHP Daniel Castano from St. Louis in exchange for OF Marcell Ozuna on 12/14

2015: Signed by St. Louis as an international free agent on July 13; signed by Cardinals' scouts Angel Ovalles and Rodny Jimenez



No MLB Injured List history



2016: Midwest League Midseason & Postseason All-Star
2015: Appalachian League Postseason All-Star
2014: Cardinals' Minor League Player of the Year
 Gulf Coast League MVP
 GCL Postseason All-Star
 Cardinals' Minor League Player of the Month (July)



HITS 3 - 4x; last, 9/5/19 at PIT
RUNS 2 - 6x; last, 9/22/19 vs. WSH
HOME RUNS None
RBI 2 - 3x; last, 9/17/18 vs. WSH
SB 2 - 9/11/19 vs. MIL
HIT STREAK 9 - 5/7/17 to 7/16/17
WALK-OFF HITS None

BATTING HISTORY

YEAR	CLUB	AVG.	G	AB	R	H	2B	3B	HR	RBI	SH	SF	HBP	BB	SO	SB	CS	OBP	SLG	E
2019	New Orleans (AAA)	.271	81	336	56	91	11	7	6	21	0	0	1	15	58	26	10	.304	.399	4
	Jacksonville (AA)	.282	48	181	21	51	8	2	1	7	1	0	2	13	32	7	1	.337	.365	1
	MIAMI	.350	15	40	5	14	1	1	0	1	0	0	0	2	7	3	3	.381	.425	0
	Minors (7 yrs.)	.284	657	2603	394	740	108	34	20	222	25	18	17	161	491	145	60	.328	.375	35
	MAJORS (3 yrs.)	.247	91	247	25	61	4	1	0	13	3	0	0	12	60	8	7	.282	.271	7

CAREER FIELDING

POS	G	GS	INN	TC	PO	A	E	FLD%
LF	3	2	19.0	5	5	0	0	1.000
CF	48	41	356.1	101	93	5	3	.963
RF	32	23	208.0	58	53	1	4	.931
OF	82	66	583.1	164	151	6	7	.957

HOME RUN BREAKDOWN

GRAND SLAMS	None
INSIDE-THE-PARK	None
LEADOFF	None
PINCH HIT	None
WALK-OFF	None
MULTI-HR	None



31 LHP CALEB SMITH

HEIGHT
6'0"

WT
206

B/T
R/L

BORN
HUNTSVILLE, TX

DOB
JULY 28, 1991

CAREER HIGHLIGHTS

- Caleb Anthony Smith went 10-11 with a 4.52 ERA (153.1 ip/77 er) in 28 starts in **2019**, striking out 168 batters.
- Among pitchers with at least 28 starts, his 9.86 strikeout per nine rate ranked second in Club history, and his .223 average against ranked fifth. His 168 strikeouts were the third-most strikeouts by a left-handed pitcher (see charts at right).
- His .223 average against ranked ninth in the Senior Circuit (min. 28 starts), his 27.8% swing and miss rate ranked ninth, his 26% strikeout percentage ranked 12th, and his strikeouts per nine rate ranked 11th.
- He began the season 3-1 with a 2.38 ERA (53.0/14) over his first nine starts, striking out 71 and walking just 14. He posted a 0.89 WHIP and held opponents to a .178 batting average. His WHIP was the best in Club history through nine starts, while his opponent batting average was the second-best (behind Dan Straily, .164 in 2017).
- He struck out at least six batters in each of his first nine starts, the longest streak to open a season in Club history.
- He struck out a career-high 11 batters over 6.2 innings on a career-high 112 pitches on May 7 at the Cubs. He allowed two runs on five hits and three walks, but did not earn a decision in a 5-2 loss.
- He landed on the Injured List on June 7 with left shoulder tightness following his start at Milwaukee.
- At the time of his IL stint, he was 3-4 with a 3.41 ERA (66.0/25), holding opponents to .198 average, and striking out 82 batters in 12 starts. His average against ranked seventh (min. 12 GS) in the Majors (third in NL), while his 11.18 strikeouts per nine rate also was seventh-best in the Majors (third in NL).
- He had a five-game hitting streak from July 6 to August 9 (.545; 6x11), which was tied with Dontrelle Willis in 2007 and Jack Armstrong in 1993 for the second-longest streak by a pitcher in Franchise history, behind a six-game stretch by Willis from May 23 to June 23, 2005.
- In 16 total starts after returning from the Injured List, he went 7-7 with a 5.36 ERA (87.1/52), striking out 86 batters and issuing 40 walks. Opponents batted .241 against him. He allowed 20 home runs over the span, which was tied with Detroit's Matt Boyd and the Angels' Jaime Barria for the most home runs allowed from July 6 onward.
- Made just 16 starts for Miami in **2018** before suffering season-ending lat strain June 24.
- Underwent surgery to repair a Grade 3 lat strain on July 9. Led all MLB rookies in strikeouts (88) at time of injury.
- His 88 strikeouts were most by a left-handed rookie in the first half in Club history. They were second-most overall in Club history, behind only José Fernández (103 in 2013).
- Among pitchers with at least 15 starts, ranked 15th in the National League with a strikeout rate of 27.0% (88/326 BF). He ranked 10th in NL in strikeouts/9.0 at 10.24. Among left-handed pitchers, ranked third in strikeouts/9.0 and fifth in strikeout percentage.
- Also among pitchers with at least 15 starts, ranked 15th in the NL in hits allowed per 9.0 innings (7.33). Ranked third among NL lefties, behind only Robbie Ray (7.06) and Patrick Corbin (7.29).
- His .220 (63x286) average against ranked 13th among NL starters (min. 15 GS), third among lefties behind Robbie Ray (.216) and Patrick Corbin (.218).



INNINGS PITCHED	7.0 - 5x; last, 7/29/19 vs. ARI
STRIKEOUTS	11 - 5/7/19 at CHC
LAST CG	None
LAST SHUTOUT	None
LOW-HIT CG	None
SCORELESS IP	15.2 - 4/22/18 to 5/10/18
WIN STREAK	4 - 2x; last, 7/6/19 to 7/29/19
LOSS STREAK	4 - 3x; last 8/21/19 to 9/12/19

HIGHEST STRIKEOUT PER 9.0 RATE MARLINS HISTORY

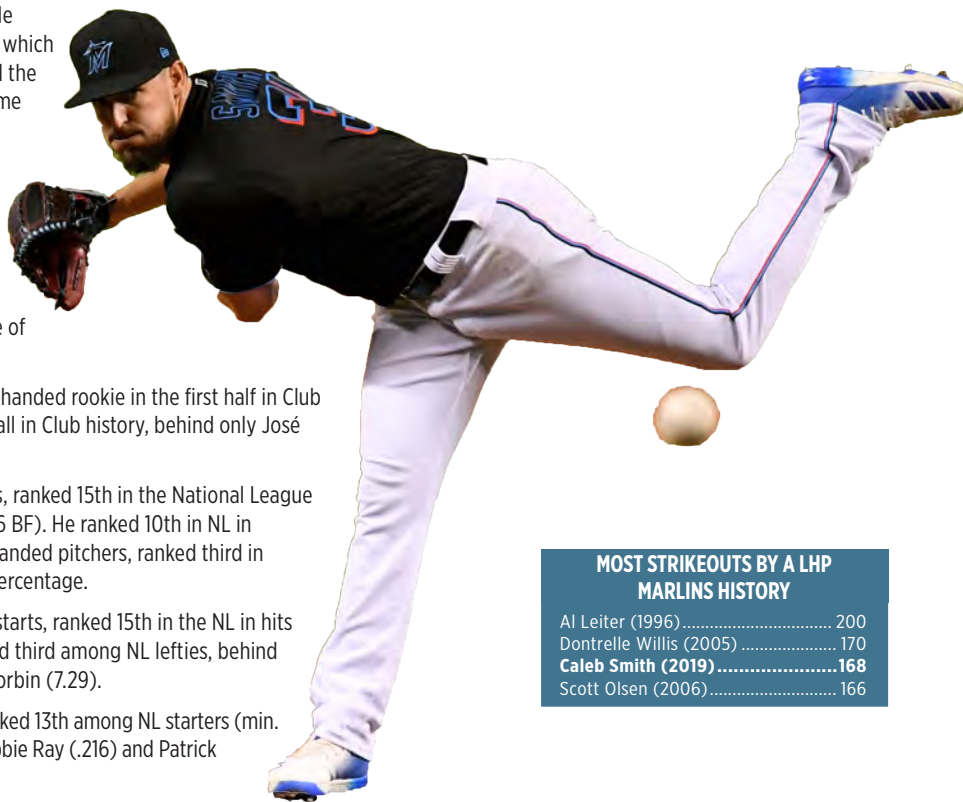
José Fernández (2016)	12.49
Caleb Smith (2019)	9.86
José Fernández (2013)	9.75
Josh Beckett (2003)	9.63

LOWEST AVERAGE AGAINST MARLINS HISTORY

José Fernández (2013)	.182
Al Leiter (1996)	.202
A.J. Burnett (2002)	.209
Kevin Brown (1996)	.220
Caleb Smith (2019)	.223

MOST STRIKEOUTS BY A LHP MARLINS HISTORY

Al Leiter (1996)	200
Dontrelle Willis (2005)	170
Caleb Smith (2019)	168
Scott Olsen (2006)	166



- Made Marlins' debut on March 30, limiting Cubs to one run on four hits and three walks, while striking out eight, over 5.1 innings. The eight strikeouts matched second-most ever in a Marlins' debut, behind a 10 strikeout performance by Mark Redman on April 3, 2003 vs. Philadelphia.
- Earned first Major League win on April 29 vs. Colorado. Held Rockies scoreless on two hits and a walk, while striking out nine, over a career-best 7.0 innings.
- Made MLB debut with Yankees on July 17, **2017** taking a loss out of the bullpen (3.0 ip, 4 h, 2 r, 2 er, 1bb, 5 so).
- Made first MLB start in second outing, on July 23 at Seattle (ND, 3.2 ip, 5 h, 4 r, 4 er, bb, 2 so).
- Placed on 10-day disabled list on Sept. 14 for remainder of season with viral infection.
- Opened 2017 with one relief appearance for Double-A Trenton, on April 9; promoted to Triple-A Scranton/Wilkes-Barre on April 13. Entered rotation for RailRiders and went 8-0 with a 2.07 ERA (87.0 ip/20 er) in 16 appearances (15 starts).
- Earned International League Midseason All-Star honors. Took the loss in the ASG in Tacoma on July 12 (1.0 ip, 5 h, 4 er).
- Won five consecutive starts from June 13-July 4, and earned first career call-up to Majors on July 16.
- Spent entire **2016** campaign with Double-A Trenton, posting a 3.96 ERA (63.2/28) and three saves in 27 appearances (seven starts).
- Went 10-7 with a 3.38 ERA (130.2/49) and one complete game in 25 games (24 starts) with Double-A Trenton in **2015**.
- In **2014**, combined with Single-A Charleston and Single-A Tampa to go 10-9 with a 3.67 ERA (117.2/48) in 27 starts. Ranked sixth among Yankees minor leaguers in ERA and tied for third in strikeouts and wins.
- Named a South Atlantic League Midseason All-Star; had a 3.53 ERA (58.2/23) and 61 strikeouts in 13 starts prior to the break.
- Recorded 23.1 consecutive scoreless innings, April 19-May 10. Transferred to Tampa July 16 and went 5-2, 4.81 (39.1/21).
- In professional debut in **2013**, went 1-2 with a 1.89 ERA (47.2/10) and a .195 opponent batting average (33x169) in 13 outings (nine starts) for Single-A Staten Island.
- Attended Sam Houston State University and played baseball for three seasons there (2011-13), establishing the school record for strikeouts in a three-year career (204).
- Graduated in 2010 from Huntsville (Texas) High School. He and his wife, Tori, were married during the 2019-'20 offseason; they have a son, Ryker.



Smith visiting the Boys & Girls Club Hank Kline Unit in Miami.

Smith is an avid hunter and fisherman, and enjoys doing both on his family's ranch in Texas.



2017: International League Midseason All-Star

2014: South Atlantic League Midseason All-Star
South Atlantic League Pitcher of the Week (April 28)



2019: Left hip inflammation (June 7-July 6)

2018: Left lat strain (June 25-season)

2017: Viral infection (September 14-season)



2017: Acquired by Miami with INF Garrett Cooper from New York-AL in exchange for RHP Michael King and cash considerations on 11/20

Returned to New York-AL from Chicago-NL on March 28

2016: Acquired by Chicago-NL from Milwaukee in exchange for PTBNL or cash on 12/8

Selected by Milwaukee from New York-AL in Major League phase of Rule 5 Draft on 12/8

2013: Selected by New York-AL in 14th round of First-Year Player Draft; signed by Yankees' scout Stewart Smothers

SMITH'S PITCHING HISTORY

YEAR	CLUB	W-L	ERA	G	GS	CG	SHO	SV	SVO	IP	H	R	ER	HR	HB	BB	SO	WP	BK
2019	Jacksonville (AA)	0-0	5.79	2	2	0	0	0	0	9.1	7	6	6	4	1	2	19	0	0
	MIAMI	10-11	4.52	28	28	0	0	0	0	153.1	63	36	36	10	3	33	88	0	0
	Minors (7 yrs.)	33-24	3.24	115	88	2	1	3	5	477.2	407	202	172	30	22	171	460	12	3
	MAJORS (3 yrs.)	5-7	4.88	25	18	0	0	0	0	96.0	84	52	52	14	3	43	106	1	0

BATTING HISTORY

YEAR	CLUB	AVG.	G	AB	R	H	2B	3B	HR	RBI	SH	SF	HBP	BB	SO	SB	CS	OBP	SLG	E
2019	MIAMI	.233	30	43	2	10	2	0	0	3	5	0	1	0	15	0	0	.250	.279	2
	MAJORS (2 yrs.)	.200	46	43	2	13	2	0	0	4	9	0	1	0	28	0	0	.212	.231	3



Non-Roster Invite

58 RHP JOSH A. SMITH

HEIGHT
6'2"

WT
210

B/T
R/R

BORN
MARGATE, FL

DOB
AUGUST 7, 1987

CAREER HIGHLIGHTS

- Joshua Allen Smith spent **2019** in the Boston system, making 13 appearances (12 starts) for Triple-A Pawtucket and 18 appearances (two starts) for the Red Sox.
- Opened **2018** in Seattle's system at Triple-A Tacoma, making four appearances before being released on April 24 and signed by Red Sox on May 15.
- Allowed 13 earned runs in first 7.1 innings for Triple-A Pawtucket, but rebounded to post a 2.84 ERA (66.2 ip/21 er) in his final 15 games for Paw Sox.
- Split **2017** between Oakland and Triple-A Nashville. Posted scoreless outings in 16 of his 21 Major League appearances.
- Made Oakland debut vs. Detroit on May 5; had two stints with A's before finishing season with Nashville.
- Had two stints with Cincinnati in **2016**, going 3-3 with a 4.68 ERA in 32 games (2 starts). Earned first Major League win on July 2 at Washington, a 1.1-inning relief outing.
- Had a pinch-hit double and two scoreless innings of relief on August 3 vs. St. Louis.
- Made his Major League debut in **2015** across three stints with the Reds, going 0-4 with a 6.89 ERA (32.2/25) in nine games (7 starts).
- Made Major League debut with a start on June 23 at Pittsburgh, striking out the first batter he faced (Gregory Polanco) and singling in his first career plate appearance, off of Jeff Locke.
- Also combined to go 8-9 with a 3.45 ERA (143.1/55) in 22 starts and three relief across three Minor League levels.
- Made his Triple-A debut in **2014** with Louisville and ranked fourth in the International League in innings (159.0), sixth in strikeouts (123), and tied for seventh in wins (10).
- Spent **2013** at Double-A Pensacola and went 11-9 with a 3.26 ERA in 28 starts, earning Midseason All-Star honors; led league in strikeouts (139).
- With Single-A Bakersfield in **2012**, went 9-8 with a 3.80 ERA in 27 starts, ranking fourth in the California League in strikeouts (140) and fifth in ERA and WHIP (1.29). Named CL Pitcher of the Week for May 29-June 4 and had a six-game winning streak from May 22-July 1.
- Named Cincinnati's Minor League Pitcher of the Year in **2011** after going 14-7 with a 2.97 ERA in 26 starts for Single-A Dayton. Led the Midwest League in wins and strikeouts (166), ranked third in WHIP (1.09) and 10th in ERA.
- Struck out two batters in 1.0 inning of work as starting pitcher for the East team in the MWL All-Star game.
- Smith and his wife, Kelly, have a son, Caysen. Smith pitched at Lipscomb University, where he was named the 2010 Atlantic Sun All-Conference First Team, ranking fourth in the nation with 124 strikeouts. He is a graduate of Grandview Prep Academy in Margate, Florida.



2013: Southern League Midseason All-Star
2012: California League Pitcher of the Week (June 4)
2011: Midwest League Midseason All-Star
Reds' Minor League Pitcher of the Year



No MLB Injured List history



2019: Signed by Miami to Minor League contract on 12/18
2018: Signed by Boston to Minor League contract on 10/14
Signed by Seattle to Minor League contract on 4/24
2016: Claimed off waivers by Oakland from Cincinnati on 11/4
2010: Selected by Cincinnati in 21st round of First-Year Player Draft; signed by Reds' scout Joe Katuska



INNINGS PITCHED 5.0 - 4x; last, 9/30/16 vs. CHC
STRIKEOUTS 7 - 9/29/15 vs. CHC
LAST CG None
LAST SHUTOUT None
LOW-HIT CG None
SCORELESS IP 6.1 - 7/24/16 to 8/10/16
WIN STREAK 3 - 7/2/16 to 9/10/16
LOSS STREAK 5 - 6/28/15 to 6/18/16

Smith has twice led his league in strikeouts for a season: the Midwest League in 2011 with 166 and the Southern League in 2013 with 139.

PITCHING HISTORY

YEAR	CLUB	W-L	ERA	G	GS	CG	SHO	SV	SVO	IP	H	R	ER	HR	HB	BB	SO	WP	BK
2019	Pawtucket (AAA, BOS)	5-3	5.48	13	12	1	0	0	0	67.1	82	44	41	9	3	20	70	2	0
	BOSTON	0-3	5.81	18	2	0	0	1	2	31.0	36	22	20	10	9	8	29	0	0
	Minors (10 yrs.)	72-59	3.79	216	160	4	0	3	9	1023.1	997	485	431	84	54	307	976	29	1
	MAJORS (4 yrs.)	5-11	5.40	85	11	0	0	1	2	158.1	170	101	95	29	9	70	132	2	0

BATTING HISTORY

YEAR	CLUB	AVG.	G	AB	R	H	2B	3B	HR	RBI	SH	SF	HBP	BB	SO	SB	CS	OBP	SLG	E
2016	CINCINNATI	.182	33	11	0	2	1	0	0	0	0	0	0	4	0	0	0	.182	.273	0
	MAJORS (2 yrs.)	.200	43	20	1	4	1	1	0	0	0	0	0	4	0	0	0	.200	.350	1



55

RHP

RYNE STANEK

HEIGHT
6'4"WT
226B/T
R/RBORN
ST. LOUIS, MODOB
JULY 26, 1991

CAREER HIGHLIGHTS

- Ryne Stanek (STAN-ik) opened **2019** with the Tampa Bay Rays, making 41 appearances, including 27 as the team's "opener." Finished the season with 22 appearances out of the bullpen for Miami.
- With Tampa Bay, went 0-2 with a 3.40 ERA (55.2 ip/21 er) and held opponents to a .214 average, with 61 strikeouts (9.9 per 9.0 innings). He posted a 2.09 ERA (43.0/10), limiting opposing hitters to a .190 and 10.26 strikeout per nine rate (49/43.0) in the 27 starts.
- Went 0-1 with 7.82 (12.2/11) ERA in 14 relief outings for Tampa, then went 0-2 with a 5.48 ERA out of the 'pen for Miami.
- In **2018**, made 59 appearances (29 starts as an opener) and became the first pitcher with 25 starts and 25 relief outings in a season since Hugh Mulcahy (26 GS, 30 relief appearances) in 1937 and the first AL pitcher since Eddie Rommel (31 starts, 25 relief appearances) in 1923.
- Also was the first rookie in Major League history with 25 starts and 25 relief appearances in a single season.
- From June 7 to July 10, made nine consecutive scoreless starts to set an MLB record; though he totaled only 13.2 innings over the span. Surpassed Zack Greinke (6, 43.2 IP), Orel Hershiser (6, 55.0 IP) and Don Drysdale (6, 54.0 IP).
- Was first pitcher in the Majors with at least 12 appearances and seven starts within a calendar month since Philadelphia's Karl Drews (12 games, seven starts) in June 1953, and first AL pitcher to do so since Jim Walkup (14 games, seven starts) of the St. Louis Browns in August 1935.
- Was the first pitcher to ever make 12 appearances and seven starts within a single calendar month without allowing a run.
- In **2017**, made 21 appearances over three stints with the Rays, his first career Major League action. Made his MLB debut on May 14 at Boston, allowing one hit in 0.1 inning. Spent most of year with Triple-A Durham and went 3-0 with a 1.21 ERA (44.2/6) and 60 strikeouts in 37 games.
- Split the **2016** season between Double-A Montgomery and Triple-A Durham. Made 11 consecutive starts in Double-A to begin season. Went 1-6 with a 4.62 ERA (60.1/31). Was moved to the bullpen and made 23 straight relief appearances between both levels to finish the year, posting a 3-4 record with a 3.83 ERA (42.1/18) in that time.
- Named the Rays' Minor League Pitcher of the Month for June, posting a 1.25 ERA (21.2/3) and 25 strikeouts in seven games (one start). Participated in the Futures Game for Team USA the next month.
- Made 13 starts across three levels in **2014**. Posted a 3-4 record with a 3.63 ERA (44.2/18) in nine starts with Single-A Bowling Green to earn Midwest League Midseason All-Star honors.
- Did not pitch after signing in **2013** due to hip labrum surgery.
- Attended University of Arkansas, where he was 10-2 with a 1.39 ERA (98.1/15) in 16 starts during his junior season.



INNINGS PITCHED
STRIKEOUTS
SCORELESS IP
WIN STREAK
LOSS STREAK

2.0; 25x, last, 7/16/19 at NYY
5; 2x; last, 8/3/18 vs. CHW
15.2 - 6/2/18 to 6/30/18
None
4 - 5/1/19 to season

Stanek was named after Hall-of-Fame second baseman Ryne Sandberg of the Chicago Cubs, despite being born into a family of St. Louis Cardinals' fans.

He became just the third player named "Ryne" in MLB history, following Sandberg and All-Star pitcher Ryne Duren.

Stanek visits his grandparents around the holidays every year and helps with their farm, where they grow corn and soybeans, as well as raise cattle.



2014: Midwest League Midseason All-Star



2019: Right hip soreness (July 20-August 5)



2019: Acquired by Miami with OF Jesús Sánchez in exchange for RHP Nick Anderson and RHP Trevor Richards on 7/31

2013: Selected by Tampa Bay in the first round (29th overall) of First-Year Player Draft; signed by Rays' scout Rickey Drexler

2010: Selected by Seattle in the third round of the First-Year Player Draft; did not sign

PITCHING HISTORY

YEAR	CLUB	W-L	ERA	G	GS	CG	SHO	SV	SVO	IP	H	R	ER	HR	HB	BB	SO	WP	BK
2019	TAMPA BAY	0-2	3.40	41	27	0	0	0	0	55.2	44	24	21	7	0	20	61	2	0
	MIAMI	10-11	4.52	28	28	0	0	0	0	153.1	63	36	36	10	3	33	88	0	0
	Minors (5 yrs.)	19-21	3.32	119	41	0	0	14	18	328.0	262	136	121	21	7	134	319	20	0
	MAJORS (3 yrs.)	2-7	3.80	143	56	0	0	1	6	163.1	132	75	69	25	1	78	199	14	0
	AMERICAN	2-5	3.55	121	56	0	0	0	1	142.0	115	60	56	21	1	59	171	11	0
	NATIONAL	0-2	5.48	22	0	0	0	1	5	21.1	17	15	13	4	0	19	28	3	0



71 RHP DREW STECKENRIDER

HEIGHT
6'4"

WT
217

B/T
R/R

BORN
ATLANTA, GA

DOB
JANUARY 10, 1991

CAREER HIGHLIGHTS

- Andrew Paul Steckenrider had his **2019** season cut short with right elbow inflammation, landing him on the Injured List on May 8 through the end of the season. He made just 15 appearances and went 0-2 with a 6.28 ERA (14.1 ip/10 er). Still held opponents to a .173 average and 0.98 WHIP.
- Made one rehab appearance for Single-A Jupiter (1.0 ip, 0 r), on August 1.
- In first full MLB season in **2018**, went 4-4 with 3.90 ERA (64.2/28) in a career-high 71 games; also set career highs in wins, innings pitched and strikeouts (74). His four wins in relief ranked tied for 18th among National League relievers.
- Opened season with 16 scoreless appearances in 17 games (1.08 era; 16.2/2); did not allow a run in first nine games (8.2 ip), while holding opponents to .143 average.
- Did not allow a run in 14 appearances in June to become the first pitcher in Club history to appear in 14-or-more games in a month without allowing a run. Joined teammate Kyle Barraclough as one of five NL pitchers in June to appear in 10-plus games and not allow a run.
- Split **2017** between Triple-A New Orleans and Miami. In four stints with Miami (37 appearances) went 1-1 with one save and 2.34 ERA (34.2/9).
- Made Major League debut on May 24 at Oakland, allowing one hit and striking out one in 1.0 scoreless inning.
- Earned first MLB win on July 17 vs. Philadelphia with a perfect 10th inning, and first save with 1.1 innings on September 2 vs. Philadelphia.
- Among NL rookie relievers, ranked fourth in opponent average (.227) and seventh in strikeouts (54). Of all NL rookie relievers with a minimum of 20 games pitched, ranked third in ERA behind Hoby Milner (2.01) and Josh Hader (2.08).
- Appeared in 26 games for Triple-A New Orleans going 0-1 with 1.62 ERA (33.1/6), recording 44 strikeouts to just eight walks. Named Marlins' Minor League Pitcher of the Month for May, owning a 0.82 ERA (11.0/1) and two saves (two chances) over eight games.
- In **2016**, combined to go 1-1 with 2.08 ERA (52.0/12) in career-high 40 appearances for Single-A Jupiter (6 outings), Double-A Jacksonville (24), and Triple-A New Orleans (10).
- Named Marlins Organizational Pitcher of the Month for June; was 0-0, 2.19 (12.1/3) with one save and 17 strikeouts in 10 outings.
- Split **2015** between Single-A Greensboro and Single-A Jupiter, combining to go 5-6, 3.00 (96.0/32) in 25 outings (13 starts).
- Appeared in one game for GCL Marlins in **2014**, pitching 1.0 scoreless inning on June 28 after undergoing Tommy John surgery in May 2013.
- Pitched in five games (four starts) in **2013** for Greensboro, compiling a 1-1 record and 4.58 ERA (19.2/10) before landing on disabled list on May 4 (right elbow tendinitis) and undergoing Tommy John surgery later that month.
- Played in 2008 AFLAC All-American Game after being named an AFLAC, Rawlings, and Under Armour All-American while at Greater Atlanta Christian School in Norcross, Georgia.



INNINGS PITCHED
STRIKEOUTS
SCORELESS IP
WIN STREAK
LOSS STREAK

2.0 - 7/15/17 vs. LAD
4; 2x, last, 5/16/18 vs. LAD
19.2 - 8/1/17 to 8/18/17
2; 2x, last, 5/16/18 to 6/13/18
2 - 8/28/18 to season



Steckenrider visiting with children at the Boys & Girls Club - Hank Kline Unit in Miami.



2017: Pacific Coast League Midseason All-Star
2016: Marlins' Minor League Player of the Month (June)



2012: Selected by Miami in eighth round of First-Year Player Draft; signed by Marlins' scout Carmen Carcone



2019: Right elbow inflammation (May 8-season)

PITCHING HISTORY

YEAR	CLUB	W-L	ERA	G	GS	CG	SHO	SV	SVO	IP	H	R	ER	HR	HB	BB	SO	WP	BK
2019	Jupiter (A+)	0-0	0.00	1	1	0	0	0	0	1.0	1	0	0	0	0	0	0	0	0
	MIAMI	0-2	6.28	15	0	0	0	0	1	14.1	9	10	10	6	1	5	14	0	0
	Minors (7 yrs.)	8-11	2.82	108	26	1	0	20	22	239.1	184	90	75	10	7	105	259	12	0
	MAJORS (3 yrs.)	5-7	3.72	123	0	0	0	6	12	113.2	94	52	47	17	3	50	142	1	0



37 LHP STEPHEN TARPLEY

HEIGHT
6'0"WT
202B/T
R/LBORN
LOS ANGELES, CADOB
FEBRUARY 17, 1993

CAREER HIGHLIGHTS

- Stephen Nicholas Tarpley appeared in a career-high 21 games for the Yankees in **2019**; made 20 relief appearances, with two saves, and first career start on June 30 at Boston.
- Also made 18 appearances (two starts) at Triple-A Scranton/Wilkes-Barre, going 5-1 with a 3.13 ERA and three saves.
- In **2018**, made MLB debut on September 2 vs. Detroit (1.0 ip, 3 h, 3 er, 2 bb, so). He did not allow another run over the rest of his stint with Yankees, posting career best scoreless-innings streak of 8.0 innings over final nine outings (3 h, 4 bb, 12 so, .107 average against).
- Made his postseason debut in ALDS Game 3 loss vs. Boston (1.0 ip, 4 h, 3 r, bb, so, wp).
- Also, combined with Double-A Trenton and Scranton/W-B to go 7-2 with two saves and a 1.94 ERA (69.2 ip, 15 er) in 36 games.
- Combined to go 7-0 with a 0.88 ERA (41.0/4) with 42 strikeouts and no home runs allowed in 18 appearances between Single-A Tampa and Trenton in **2017**.
- Started the year with Tampa and threw 30.2 scoreless innings in 14 outings to earn a promotion on August 18; marked the second-highest scoreless inning total by a pitcher at one level in the Minors in 2017.
- Had streak snapped at 32.2 on August 25 vs. Richmond; also gave up first extra-base hit of the year in that game.
- Combined with Single-A Bradenton (20 starts) and Tampa (one start) to go 6-5 with a 4.54 ERA (105.0/53) in 21 starts in **2016**.
- Debuted in the Pirates organization in **2015** and went 11-4 with a 2.48 ERA (116.0/32) in 20 starts with Single-A West Virginia.
- His 2.48 ERA was fourth-lowest in the South Atlantic League; also ranked second among SAL starters in K/9.OIP ratio (8.15) and third in average against (.241, 108x448).
- Spent **2014** with Short-Season A Aberdeen and went 3-5 with a 3.66 ERA (66.1/27) in 13 games (12 starts), posting sixth-lowest ERA among Orioles' Minor Leaguers.
- Made his professional debut with seven starts for GCL Orioles in **2013**, going 0-1, 2.14 (21.0/5).
- The 2011 graduate of Gilbert High School in Arizona played one year at the University of Southern California, earning All-Pac-12 honorable mention, before transferring to play one season at Scottsdale Community College.
- Helped Scottsdale Community College reach the 2013 NJCAA II World Series, going 3-2 with a 2.35 ERA in 16 games (15 starts), with 108 strikeouts.



INNINGS PITCHED
STRIKEOUTS
LAST CG
LAST SHUTOUT
LOW-HIT CG
SCORELESS IP
WIN STREAK
LOSS STREAK

3.0 - 7/19/19 vs. COL
6 - 7/19/19 vs. COL
None
None
None
8.0 - 9/5/18 to 9/30/18
None
None



2020: Acquired by Miami from New York-AL in exchange for INF James Nelson on 1/15

2016: Acquired by New York-AL from Pittsburgh on 8/30 as one of two PTBNL (also OF Tito Polo) from 8/1 trade that sent RHP Ivan Nova to Pirates

2015: Acquired by Pittsburgh with PTBNL (LHP Steven Brault on 2/20) from Baltimore in exchange for OF Travis Snider on 1/27

2013: Selected by Baltimore in third round of First-Year Player Draft; signed by Orioles' scout Jim Gillette

2011: Selected by Cleveland in eighth round of First-Year Player Draft; did not sign



2016: South Atlantic League Pitcher of the Week (August 17)

2015: Florida State League Pitcher of the Week (June 26)



2019: Left elbow impingement (August 11-Sept. 12)

PITCHING HISTORY

YEAR	CLUB	W-L	ERA	G	GS	CG	SHO	SV	SVO	IP	H	R	ER	HR	HB	BB	SO	WP	BK
2019	Scranton/W-B (AAA, NYY)	5-1	3.13	18	2	0	0	3	5	31.2	25	15	11	3	1	13	34	3	0
	YANKEES	1-0	6.93	21	1	0	0	2	3	24.2	34	20	19	6	2	15	34	5	1
	Minors (7 yrs.)	39-18	2.94	133	62	1	1	5	7	450.2	381	179	147	20	45	148	430	29	1
	MAJORS (2 yrs.)	1-0	5.88	31	1	0	0	2	3	33.2	40	23	22	6	2	21	47	5	1

POSTSEASON HISTORY

YEAR	CLUB/OPP	SERIES	W-L	ERA	G	GS	CG	SHO	SV	SVO	IP	H	R	ER	HR	HB	BB	SO	WP	BK
2018	NYY/BOS	ALDS	0-0	27.00	1	0	0	0	0	0	1.0	4	3	3	0	0	1	1	1	0



62 RHP JOSÉ UREÑA

HEIGHT
6'2"

WT
208

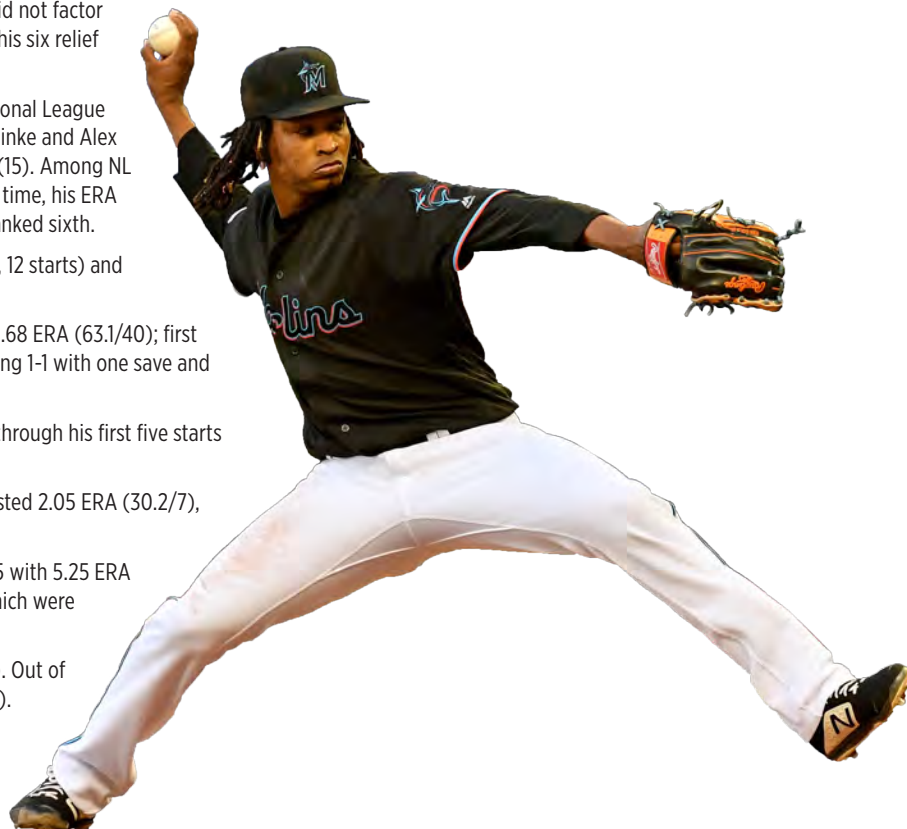
B/T
R/R

BORN
SANTO DOMINGO, DR

DOB
SEPTEMBER 12, 1991

CAREER HIGHLIGHTS

- José Miguel Ureña (ooh-RAIN-ya) Rodriguez was limited to 13 starts in **2019**, missing 73 games due to a stint on the Injured List (left lower back strain) from June 12-September 1.
- Pitched out of the bullpen upon his return, making 11 relief outings to close out the season.
- He went 4-10 with a 5.21 ERA (84.2 ip/49 er) overall on the year: 4-7, 4.70 (74.2/39) as a starter, and 0-3, 9.00 (10.0/10) out of the 'pen, with three saves in five chances.
- Over the course of the season, climbed two spots on the Club's all-time leaderboard for innings pitched, finishing the year 13th (573.2). Also, climbed nine spots on the strikeout leaderboard, finishing the year in 12th place (391).
- He made his second consecutive Opening Day start for the Marlins on March 28 vs. Colorado, the first pitcher to do so since Josh Johnson started three straight from 2010 to 2012. He allowed six runs (five earned) on nine hits and a walk over 4.2 innings in a 6-3 defeat. He had won his last six decisions (over seven starts) of 2018, a career-long streak.
- Picked up his first save of the season in his following outing, on September 3 at Pittsburgh, his first since earning his first career save on April 27, 2016 at Los Angeles-NL.
- Established career bests in **2018** in starts (31), innings pitched (174.0), strikeouts (130), strikeouts/9.0 (6.72), hits/9.0 (8.02), strikeout percentage (18.3), and walk percentage (7.2) in 2018.
- Began season with seven consecutive losses over first 12 starts and finished the season with six consecutive wins over final seven starts. Became second starter in Club history to record a losing streak of seven-or-more games and winning streak of six-or-more in same season (also, Chris Hammond, 1993). -*Elias Sports Bureau*
- In addition, became first Major League starter to begin a season with seven-or-more losses and finish with nine-or-more wins since Barry Zito began his 2008 campaign with eight losses en-route to a 10-17 final record. -*Elias Sports Bureau*
- Over his final seven starts, went 6-0 with a 1.80 ERA (45.0/9).
- Set career-bests in **2017** with 14 wins, 34 appearances, and a 3.82 ERA.
- Went 14-7, 3.97 (154.1 ip/68 er) as starter. Did not factor in a decision and had a 2.35 ERA (15.1/4) in his six relief appearances.
- From May 7 through end of season, led National League with 28 starts, and his 14 wins tied Zack Greinke and Alex Wood for second, behind only Zach Davies (15). Among NL pitchers who made at least 25 starts in that time, his ERA ranked 10th, and his .232 average against ranked sixth.
- Split **2016** between Miami (28 appearances, 12 starts) and Triple-A New Orleans (12 starts).
- Made 12 starts for Miami, going 3-8 with a 5.68 ERA (63.1/40); first 16 appearances were out of the bullpen, going 1-1 with one save and 7.52 ERA (20.1/17).
- Had 1-1 record and 5.09 ERA (17.2 ip/10 er) through his first five starts with Zephyrs.
- Over his final seven starts, went 2-2 and posted 2.05 ERA (30.2/7), winning his final two starts for the Club.
- In three stints with Marlins in **2015**, went 1-5 with 5.25 ERA (61.2/36). Made 20 appearances, nine of which were starts.
- As starter, went 1-5 with 4.86 ERA (46.1/25). Out of bullpen had no record and 6.46 ERA (15.1/11).
- Opened season in rotation at Triple-A New Orleans, and over 11 starts went 6-1 with one complete game shutout and 2.66 ERA (67.2/20).



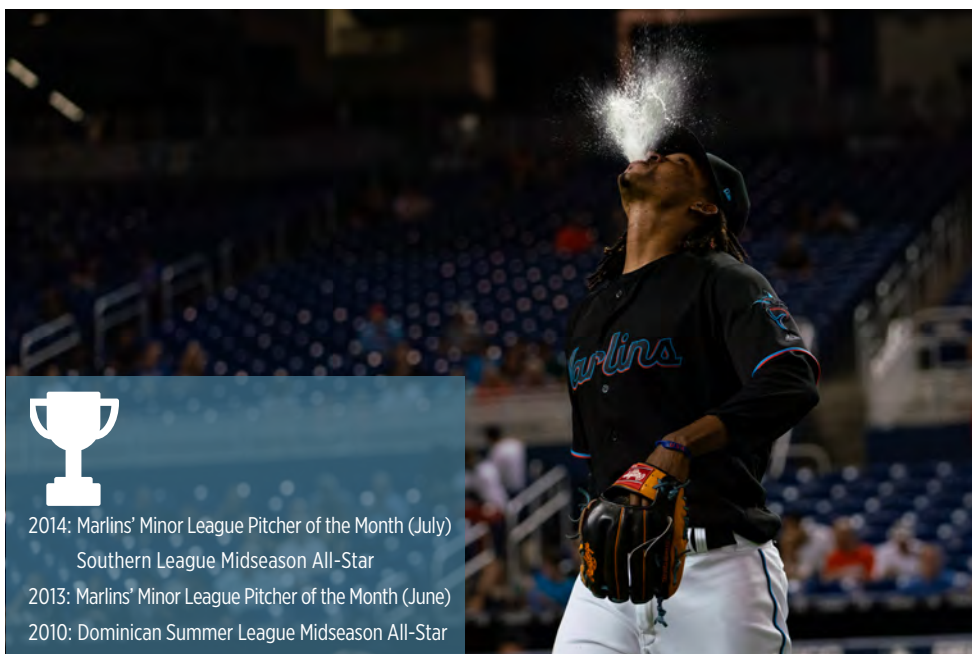
INNINGS PITCHED
STRIKEOUTS
LAST CG
LAST SHUTOUT
LOW-HIT CG
SCORELESS IP
WIN STREAK
LOSS STREAK

9.0 - 8/19/18 at WSH
7 - 6x; last, 4/14/19 vs. PHI
8/19/18 at WSH
None
2 - 8/19/18 at WSH
13.0 - 6/15/18 to 6/20/18
6 - 8/19/18 to season
8 - 9/26/17 to 5/19/18

- Was recalled from NOLA on April 13 and made Major League debut on April 14 at Atlanta, allowing one hit in 1.0 scoreless inning of work.
- Earned first Major League victory on June 12 vs. Colorado.
- With New Orleans, was 5-0 with 0.97 ERA (46.1/5) and had career-best nine-game winning streak.
- In **2014**, ranked second in Southern League with 13 wins and 121 strikeouts for Double-A Jacksonville, and ranked sixth in ERA (3.33).
- Spent **2013** with Single-A Jupiter and earned Marlins' Minor League Pitcher of the Month honors in June, going 2-1, 0.87 (31.0 IP/3 ER) in five starts, with 23 strikeouts to four walks.
- Spent **2012** with Single-A Greensboro and went 8-6, 3.27 (121.0/44) in 22 starts, and 1-0, 4.15 (17.1/8) in five relief appearances, with two saves.
- Tossed 6.0-inning complete game in second half of doubleheader on May 24 at Delmarva. Took loss, allowing two runs on four hits, with two walks and five strikeouts.
- Spent first season in United States in **2011** with Short-Season A Jamestown. Went 4-3, 3.33 over first nine starts, but was 0-4, 6.18 over final six starts.
- Spent first two professional seasons with Dominican Summer League Marlins in **2009 & 2010**. Went 8-9 with two saves in 27 appearances (15 starts) in those campaigns, with a 3.62 ERA (109.1/44).
- Tossed three complete games and two shutouts during 2010 season. First shutout was June 8 at Orioles (7.0 ip, 2 h, bb, 7 so), and second was on July 9 vs. Phillies (5.1 ip, 2 h, 2 so).



2014: Marlins' Minor League Pitcher of the Month (July)
Southern League Midseason All-Star
2013: Marlins' Minor League Pitcher of the Month (June)
2010: Dominican Summer League Midseason All-Star



Ureña helping young fans with their pitching skills.



2009: Signed by Florida as international free agent on 8/29; signed by Marlins' scouts Albert Gonzalez and Sandy Nin



2019: Left lower back strain (June 12-September 1)
2018: Right shoulder impingement (June 21-July 4)
2015: Left knee contusion (August 7-September 4)

PITCHING HISTORY

YEAR	CLUB	W-L	ERA	G	GS	CG	SHO	SV	SVO	IP	H	R	ER	HR	HB	BB	SO	WP	BK
2019	Jupiter (A+)	0-0	9.00	1	1	0	0	0	0	1.0	1	1	1	0	0	0	0	0	0
	Jacksonville (AA)	0-0	0.00	1	0	0	0	0	0	2.2	1	0	0	0	0	1	1	0	0
	New Orleans (AAA)	0-0	0.00	2	0	0	0	0	0	1.2	2	3	0	1	0	0	2	0	0
	MIAMI	4-10	5.21	24	13	0	0	3	5	84.2	99	53	49	13	2	26	62	2	0
	Minors (9 yrs.)	53-41	3.48	146	127	5	3	4	5	750.0	738	334	290	49	27	174	542	26	7
	MAJORS (5 yrs.)	32-43	4.57	137	93	1	0	4	9	573.2	570	304	242	74	35	195	391	11	3

BATTING HISTORY

YEAR	CLUB	AVG.	G	AB	R	H	2B	3B	HR	RBI	SH	SF	HBP	BB	SO	SB	CS	OBP	SLG	E
2019	MIAMI	.000	24	19	1	0	0	0	0	0	2	0	0	1	14	0	0	.050	.000	0
	MAJORS	.076	132	145	6	11	2	0	0	3	17	0	0	3	97	0	0	.095	.090	3



46 SHP PAT VENDITTE

HEIGHT
6'0"

WT
186

B/T
L/S

BORN
OMAHA, NE

DOB
JUNE 30, 1985

Non-Roster Invite

CAREER HIGHLIGHTS

- Patrick Michael Venditte spent **2019** in the San Francisco organization, posting a 2.85 ERA in 25 outings (one start) for Triple-A Sacramento and a 16.20 ERA in two relief outings for the Giants.
- Venditte was on the Minor League temporary inactive list from July 5 to August 27 after taking a leave of absence while his wife, Erin, recovered from a brain hemorrhage suffered on July 4.
- Appeared in 15 games over eight stints with the Dodgers in **2018** and had a 2.57 ERA; also was a Midseason All-Star for Triple-A Oklahoma City (1.75 ERA, 0.85 WHIP).
- Made his MLB debut in **2015** with Oakland, tossing 2.0 scoreless innings on June 5 at Boston.
- His **2013** campaign did not begin until August 3 due to a season-opening disable list stint following surgery to repair his right labrum.
- Also miss most of **2012** after going on the disabled list on April 30 with a right shoulder strain.
- Named a South Atlantic League Midseason All-Star in **2009** with Single-A Charleston, where he went 2-2 with a 1.47 ERA with 20 saves in 28 relief appearances. Also appeared in 21 games for Single-A Tampa, going 2-0 with a 2.21 ERA and two saves.
- He was a New York-Penn League Midseason All-Star in his pro debut with Staten Island in **2008**. Led the league in saves (23) and games (30), posting a 0.83 ERA (32.2 ip/3 er) and .117 average against.
- Graduated from Creighton University in 2008, majoring in Marketing. He was the Missouri Valley Conference Tournament "Most Outstanding Player" after leading Creighton to its first-ever MVC tournament title in 2007.



INNINGS PITCHED
STRIKEOUTS
SCORELESS IP
WIN STREAK
LOSS STREAK

4.1 - 9/3/16 at TEX
5 - 8/29/15 at TEX
10.2 - 8/24/18 to 5/4/19
2 - 8/30/15 to 10/3/15
2 - 8/15/15 to 8/22/15

Venditte is a natural right-hander, but has been throwing with both hands since the age of 3. He uses a six-fingered glove with two thumb holes.

When he made his MLB debut in 2015, he was the first switch-pitcher since Greg Harris in 1995. However, Venditte is the first pitcher in the Modern Era (since 1900) to switch-pitch on a full-time basis.

On July 2, 2008, the Professional Baseball Umpire Corporation created a new rule regarding ambidextrous pitchers, stating that they must indicate which way they will pitch before an at-bat.



2019: Pacific Coast League Midseason All-Star
2018: Pacific Coast League Midseason All-Star
2009: South Atlantic League Midseason All-Star
2008: New York-Penn League Midseason All-Star



2015: Right shoulder strain (June 11-August 2)



2020: Signed by Miami as a Minor League free agent on 1/3
2019: Signed by San Francisco as a Minor League free agent on 11/19
2017: Signed by Los Angeles-NL as a Minor League free agent on 11/27
Acquired by Philadelphia from Seattle in exchange for OF Joey Curyetta on 3/12
2016: Acquired by Seattle from Toronto in exchange for INF Timmy Lopes on 8/6
2015: Acquired off waivers by Toronto on 10/19
2014: Signed by Oakland as a Minor League free agent on 11/19
2008: Selected by New York-AL in 20th round of First-Year Player Draft
2007: Selected by New York-AL in 45th round of First-Year Player Draft; did not sign

PITCHING HISTORY

YEAR	CLUB	W-L	ERA	G	GS	CG	SHO	SV	SVO	IP	H	R	ER	HR	HB	BB	SO	WP	BK
2019	Sacramento (AAA, SF)	6-2	2.85	25	1	0	0	0	2	47.1	31	19	15	5	3	17	59	0	0
	SAN FRANCISCO	0-0	16.20	2	0	0	0	0	0	3.1	4	6	6	1	3	2	2	0	0
	Minors (12 yrs.)	40-32	2.57	420	12	0	0	58	81	641.0	501	209	183	41	22	201	729	15	8
	MAJORS (4 yrs.)	2-2	5.03	58	0	0	0	0	0	68.0	61	42	38	10	7	28	53	0	0
	AMERICAN	2-2	4.97	41	0	0	0	0	0	50.2	46	32	28	8	2	23	42	0	0
	NATIONAL	0-0	5.19	17	0	0	0	0	0	17.1	15	10	10	2	5	5	11	0	0

BATTING HISTORY

YEAR	CLUB	AVG.	G	AB	R	H	2B	3B	HR	RBI	SH	SF	HBP	BB	SO	SB	CS	OBP	SLG	E
2015	OAKLAND	.000	26	1	0	0	0	0	0	0	0	0	0	0	1	0	0	.000	.000	0
	MAJORS	.000	26	1	0	0	0	0	0	0	0	0	0	0	1	0	0	.000	.000	0

WORLD BASEBALL CLASSIC HISTORY

YEAR	CLUB	W-L	ERA	G	GS	CG	SHO	SV	SVO	IP	H	R	ER	HR	HB	BB	SO	WP	BK
2003	Italy	0-1	9.00	4	0	0	0	0	0	3.0	6	3	3	0	0	0	0	0	0



Non-Roster Invite/Rookie

96 LHP ALEX VESIA

HEIGHT
6'1"WT
209B/T
L/LBORN
ALPINE, CADOB
APRIL 11, 1996

CAREER HIGHLIGHTS

- Alexander Victor Vesia had a breakout **2019** campaign, combining to go 7-2 with a 1.76 ERA (66.2 ip/13 er) in 38 appearances (one start) across three levels of the Marlins' system, posting 100 strikeouts against just 19 walks, 44 hits, and three home runs. He also had a .187 average against and 0.95 WHIP.
- Continued his success in the Arizona Fall League after the season, going 0-0 with one save in 10.1 scoreless innings over nine outings for Salt River, which won the AFL title. Allowed just four hits and two walks, while striking out 16, for the Rafterers.
- Including his AFL outings, Vesia posted a 65/4 strikeout-to-walk ratio in his final 45.1 innings in 2019, and did not allow a run in his last 35.0.
- Performance shot him to No. 27 on the Marlins' Top-30 prospect list entering 2020, according to *MLB Pipeline*.
- Made his professional debut in **2018** with the GCL Marlins (four games) and Short-Season A Batavia (10 games). Combined to go 4-0 with a 1.35 ERA (33.1/5) at the two stops, with 38 strikeouts against seven walks.
- Posted multiple strikeouts in his final seven outings of the season with the Muckdogs, including a career-high six in 3.0 innings of work in his last outing of the season, on September 2 vs. Auburn.
- Vesia attended Division II Cal-State East Bay and was the school's all-time leader in wins (24) and strikeouts (249). He is also the school's highest-ever drafted pitcher.



Vesia is a gear head, thanks mostly to his father, who owns a machine shop where Alex has worked on motorcycles and cars since he was a kid.



Vesia was a Recreation Management major at Cal-State East Bay. Following his 2019 stint with Salt River in the Arizona Fall League, he returned to California to complete an internship with San Diego State University in the football recruitment office.



Vesia and Garrett Cooper greeting fans at Marlins Park.



2019: Arizona Fall League Fall Stars selection



2018: Selected by Miami in 17th round of First-Year Player Draft; signed by Marlins' scout John Hughes

PITCHING HISTORY

YEAR	CLUB	W-L	ERA	G	GS	CG	SHO	SV	SVO	IP	H	R	ER	HR	HB	BB	SO	WP	BK
2019	Jacksonville (AA)	2-0	0.00	9	0	0	0	1	1	16.1	8	0	0	0	2	1	25	0	0
	Jupiter (A+)	4-0	1.93	10	0	0	0	1	2	18.2	12	4	4	2	1	1	24	1	0
	Clinton (A)	1-2	2.56	19	1	0	0	3	3	31.2	24	9	9	1	1	17	51	1	0
	Minors (2 yrs.)	11-2	1.62	52	1	0	0	5	6	100.0	75	21	18	4	5	26	138	6	0



2 INF/OF JONATHAN VILLAR

HEIGHT
6'0"

WT
233

B/T
S/R

BORN
LA VEGA, OR

DOB
MAY 2, 1991

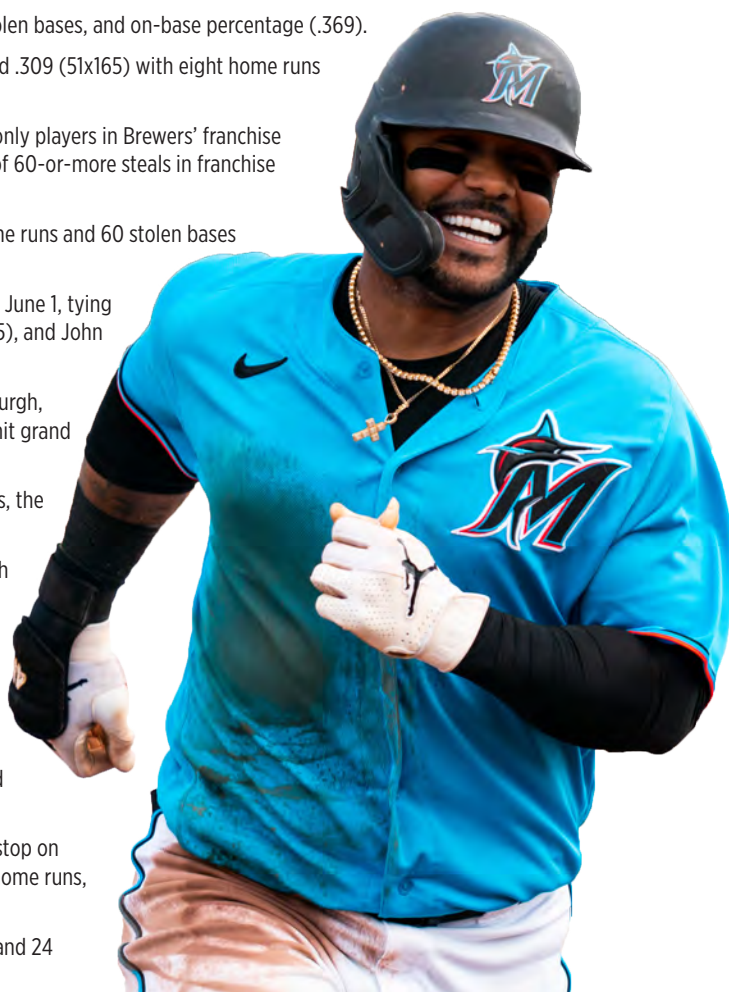
CAREER HIGHLIGHTS

- Jonathan Rafael Villar (vee-YAR) batted .274 (176x642) with 33 doubles, 24 home runs, and 73 RBI in 162 games for Baltimore in **2019**.
- He posted 40 stolen bases and 111 runs scored, ranking third in the American League in steals, and fifth in runs scored. His stolen base percentage of 81.6 (49 attempts) ranked fifth in the AL, and his 176 hits tied Boston's Mookie Betts for ninth.
- He finished fourth in the Majors in stolen bases (35) in **2018**, going 14-for-16 with Milwaukee and 21-for-24 with Baltimore.
- Stole 13-straight bases from June 10 to August 28.
- Hit safely in four of his first five games with Baltimore after trade deadline deal from Milwaukee, batting .429 (9x21).
- All 74 of his starts with Milwaukee came at second base; made 36 starts at second base for the Orioles and 18 at shortstop.
- Batted .241 (97x403) with 18 doubles, 11 home runs, 49 runs, 40 RBI, and 23 stolen bases in 122 games with Milwaukee in **2017**.
- His 23 stolen bases tied for sixth in the National League.
- Named Brewers Player of the Month for August after batting .364 with three home runs, eight RBI, three stolen bases, a .564 slugging percentage, and a .386 on-base percentage in 20 games.
- Led the Majors with 62 stolen bases in **2016**, earning the Lou Brock Award for the National League stolen base champ.
- Batted .285 (168x589) with 38 doubles, three triples, 19 home runs, 92 runs, and 63 RBI in 156 games during his first season with Milwaukee.
- Made 152 starts (104 at shortstop, 40 at third base, and 8 at second base).
- Led the Brewers in at-bats, runs, hits, doubles (38), walks (79), stolen bases, and on-base percentage (.369).
- Batted .276 (117x424) with 11 home runs as a left-handed hitter and .309 (51x165) with eight home runs as a right-handed batter.
- Joined Tommy Harper (1969) and Scott Podsednik (2004) as the only players in Brewers' franchise history to lead the Majors in stolen bases. It was the third season of 60-or-more steals in franchise history, joining Harper (73 in 1969) and Podsednik (70 in 2004).
- He became the first player in the Major Leagues to produce 15 home runs and 60 stolen bases in a season since Carl Crawford (15/60) with Tampa Bay in 2009.
- Walked in nine consecutive games (10 total walks) from May 24 to June 1, tying a franchise record with Darrell Porter (1975), Darryl Hamilton (1995), and John Jaha (1998).
- Connected on his first career grand slam on September 4 at Pittsburgh, becoming the sixth player in Brewers' history to produce a pinch-hit grand slam.
- Homered from both sides of the plate on September 7 vs. the Cubs, the fourth player in franchise history to accomplish that feat.
- Named Brewers Player of the Month for May after batting .355 with one home run, 16 RBI, and 14 steals in 29 games.
- Batted .284 (33x116) with seven doubles, two home runs, 18 runs, and 11 RBI in 53 games with Houston in **2015**.
- Led the Pacific Coast League in stolen bases (35) with Triple-A Fresno.
- Batted .271 (76x280) with 13 doubles, five home runs, 59 runs, and 32 RBI in 70 games at Fresno.
- Made his first career Opening Day roster in **2014**, starting at shortstop on April 1 vs. the Yankees. Went on to bat .209 (55x263) with seven home runs, 31 runs, 27 RBI, and 17 stolen bases in 87 games with Houston.
- Also batted .258 (49x190) with three home runs, 34 runs, 27 RBI, and 24 stolen bases in 51 games at Triple-A Oklahoma City.



HITS
RUNS
HOME RUNS
RBI
SB
HIT STREAK
WALK-OFF HITS

4 - 2x; last, 8/5/19 vs. NYY
3 - 13x; last, 9/18/19 vs. TOR
2 - 3x; last, 6/29/17 at CIN
5 - 9/26/16 at TEX
3 - 6x; last, 8/30/19 at KC
9 - 4x; last, 6/26/19 to 7/6/19
1 - 7/8/16 vs. STL (single)



- Made Major League debut in **2013** with Houston, batting leadoff and going 1x4 with a steal on July 22 vs. Oakland; first hit was an infield single.
- Went on to hit .243 (51x210) with a home run, 26 runs, eight RBI in 58 games with the Astros and led Major League rookies in steals (18).
- Recorded first Major League home run on September 10 at Seattle., a leadoff homer off Joe Saunders.
- Began the season at Triple-A Oklahoma City, where he batted .277 (94x339) with eight home runs, 47 runs, 41 RBI, and 31 stolen bases in 91 games. He ranked fourth in the Pacific Coast League in steals.
- Led the Texas League in stolen bases (39) in **2012**, earning Midseason All-Star honors. Did not play after July 13 due to a hand injury.
- Spent the entire season with Double-A Corpus Christi, hitting .261 (85x326) with 11 home runs, 54 runs, and 50 RBI.
- In **2011**, batted .241 (120x498) with 23 doubles, six triples, 14 home runs, 78 runs, and 52 RBI in 130 games between Single-A Lancaster and Double-A Corpus Christi.
- Split **2010** between Philadelphia and Houston organizations after July 29 trade to the Astros. Combined to bat .260 (130x500) with 24 doubles, six triples, five home runs, 79 runs, and 55 RBI in 132 games between Single-A Lakewood and High-A Lancaster, earning both Midseason and Postseason All-Star honors for the South Atlantic League.
- Led the GCL Phillies with 17 steals in **2009**.
- Appeared in 62 games for the DSL Phillies during his professional debut in **2008**; hit his first professional home run on June 5 at DSL Mariners.



Villar at an autograph session with fans at Marlins Park



2019: Acquired by Miami from Baltimore in exchange for LHP Easton Lucas on 12/2

2018: Acquired by Baltimore with RHP Luis Ortiz and INF Jean Carmona from Milwaukee in exchange for INF Jonathan Schoop on 7/31

2015: Acquired by Milwaukee from Houston in exchange for RHP Cy Sneed on 11/19

2010: Acquired by Houston with OF Anthony Gose and LHP J.A. Happ from Philadelphia in exchange for RHP Roy Oswalt on 7/29

2008: Signed by Philadelphia as an International free agent on 5/20; signed by Phillies' scout Sal Agostinelli



2016: Lou Brock Award (NL stolen base leader)

2012: Texas League Midseason All-Star

2010: South Atlantic League Midseason & Postseason All-Star



2018: Sprained right thumb (July 15-August 2)

2017: Lower back strain (June 10-27)

VILLAR'S BATTING HISTORY

YEAR	CLUB	AVG.	G	AB	R	H	2B	3B	HR	RBI	SH	SF	HBP	BB	SO	SB	CS	OBP	SLG	E
2019	BALTIMORE	.274	162	642	111	176	33	5	24	73	2	4	4	61	176	40	9	.339	.453	20
	Minors (10 yrs.)	.264	671	2503	414	662	100	36	48	304	54	21	30	266	725	253	68	.339	.390	189
	MAJORS (7 yrs.)	.261	779	2689	381	701	132	15	78	268	22	13	13	264	800	202	54	.328	.408	119
	AMERICAN NATIONAL	.256	414	1440	214	369	66	10	42	143	15	7	9	136	414	103	26	.323	.403	68
	NATIONAL	.266	365	1249	167	332	66	5	36	125	7	6	4	128	386	99	28	.335	.413	51

POSTSEASON HISTORY

YEAR	CLUB/OPP	SERIES	AVG.	G	AB	R	H	2B	3B	HR	RBI	SH	SF	HBP	BB	SO	SB	CS	OBP	SLG	E
2015	HOU/NYY	ALWC	---	1	0	1	0	0	0	0	0	0	0	0	0	0	1	0	---	---	0

WORLD BASEBALL CLASSIC HISTORY

YEAR	CLUB	AVG.	G	AB	R	H	2B	3B	HR	RBI	SH	SF	HBP	BB	SO	SB	CS	OBP	SLG	E
2017	Dominican Republic	.200	3	5	2	1	0	0	0	0	0	0	0	1	1	1	0	.333	.200	0

CAREER FIELDING

POS	G	GS	INN	TC	PO	A	E	FLD%
2B	333	277	2436.0	1186	458	697	31	.974
3B	54	48	429.0	130	40	75	16	.877
SS	385	348	3075.0	1548	475	1002	71	.954
LF	5	2	21.2	4	4	0	0	1.000
CF	8	6	43.0	6	4	1	1	.833
OF	13	8	64.2	10	8	1	1	.900

HOME RUN BREAKDOWN

GRAND SLAMS	2 - last, 5/6/19 vs. BOS
INSIDE-THE-PARK	None
LEADOFF	6 - last, 4/4/19 vs. NYY
PINCH HIT	2 - last, 9/4/16 at PIT
WALK-OFF	None
MULTI-HR	3 - last, 6/29/17 at CIN



17 C CHAD WALLACH

HEIGHT
6'2"

WT
246

B/T
R/R

BORN
YORBA LINDA, CA

DOB
NOVEMBER 4, 1991

CAREER HIGHLIGHTS

- Chad Arthur Wallach had his **2019** season cut short after being placed on the Injured List with a concussion on May 24 (retro to May 22). Went on two rehab assignments, appearing in four games total, but each ended with recurrences of symptoms.
- Batted .250 (12x48) with three doubles, a home run, and three RBI in 19 games with Miami.
- In final game, on May 21 at Detroit, went 2x5 with two doubles and two RBI, including the go-ahead RBI in the 11th inning. It was his second career go-ahead RBI and second multi-RBI game.
- Made first career Opening Day roster in **2018**. Optioned to Triple-A New Orleans on April 16; missed time in Minors from June 2 to July 13 due to broken left hamate bone.
- Hit first career home run on September 22 vs. Cincinnati.
- Spent most of **2017** at Triple-A Louisville (64 games), but made Major League debut in August over two stints with Reds (six games).
- Both promotions followed trips to the paternity list for Reds' catchers: replaced Stuart Turner from August 25-27 and Tucker Barnhart on Aug. 31, remaining with team for rest of season.
- Made MLB debut with a start on August 27 vs. Pittsburgh (0x4).
- Notched first MLB hit on Sept. 20 vs St. Louis, a pinch-hit single off of Sam Tuivailala.
- Spent all of **2016** with Double-A Pensacola; was on disabled list from June 2-July 13 with broken left hand.
- Following the season, played for Peoria in Arizona Fall League; batted .250 in 20 games, with four three homers and 10 RBI, and threw out 32.6 percent of attempted base stealers (21-of-33).
- Debuted in Cincinnati's system in **2015** with full year at Single-A Daytona.
- Split **2014** with Single-A Jupiter and Single-A Greensboro in Miami's system, combining to bat .322 with seven homers and 57 RBI in 97 games.
- Earned South Atlantic League Midseason All-Star honors after batting .328 (57x174) with 12 doubles, four homers, and 30 RBI prior to the break.
- Made professional debut in **2013** with Short-Season A Batavia.
- Attended Cal State-Fullerton. He is the son of former Major Leaguer Tim Wallach. His brothers - Matt (2007-'13), a catcher, and Brett (2009-'12 with Marlins), a right-handed pitcher - played in the Minor Leagues.



2014: South Atlantic League Midseason All-Star



2019: Concussion (May 24-season)



2017: Claimed off waivers by Miami from Cincinnati on November 3

2014: Acquired by Cincinnati with RHP Anthony DeSclafani from Miami in exchange for RHP Mat Latos on December 11

2013: Selected by Miami in fifth round of First-Year Player Draft; signed by Marlins' scout Tim McDonnell

BATTING HISTORY

YEAR	CLUB	AVG.	G	AB	R	H	2B	3B	HR	RBI	SH	SF	HBP	BB	SO	SB	CS	OBP	SLG	E
2019	Jupiter (A+)	.000	2	5	0	0	0	0	0	0	0	0	0	0	2	0	0	.000	.000	0
	New Orleans (AAA)	.200	2	5	2	1	0	0	0	0	0	0	1	1	3	0	0	.429	.200	0
	MIAMI	.250	19	48	4	12	3	0	1	3	0	0	0	6	12	0	0	.333	.375	2
	Minors (7 yrs.)	.256	431	1448	193	370	86	2	30	171	7	13	26	185	311	6	5	.347	.380	26
	MAJORS (3 yrs.)	.202	40	104	8	21	4	0	2	8	1	0	2	10	40	0	0	.284	.298	3

CAREER FIELDING

POS	G	GS	INN	TC	PO	A	E	FLD%
C	31	27	261.2	284	264	16	4	.986
1B	1	0	1.0	0	0	0	0	---

CAREER IN-DEPTH CATCHING

POS	SB	CCS	CS%	CERA	PB
C	8	4	33.3	4.16	2

HOME RUN BREAKDOWN

GRAND SLAMS	None
INSIDE-THE-PARK	None
LEADOFF	None
PINCH HIT	None
WALK-OFF	None
MULTI-HR	None



50 RHP JORDAN YAMAMOTO

HEIGHT
6'0"WT
204B/T
R/RBORN
HONOLULU, HIDOB
MAY 11, 1996

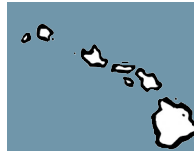
CAREER HIGHLIGHTS

- Jordan Michael Michiru Yamamoto made his Major League debut in June 2019 and recorded one of the best starts to a career in Club history.
- His average against (.191) ranked third in the Majors (min. 15 starts), behind Houston's Justin Verlander (.172) and Gerrit Cole (.186), and was the second-lowest mark in Franchise history (min. 15 starts), behind José Fernandez in 2013 (.182).
- He allowed four-or-fewer hits in 11 of his 15 outings, a pace of just 6.18 hits per nine, which ranked third in the Majors (min. 15 starts), behind Verlander (5.53) and Cole (6.02).
- He was recalled from Double-A Jacksonville on June 12 and made his MLB debut that night vs. St. Louis. He tossed 7.0 shutout innings, scattering three hits and two walks, with five strikeouts, in a 9-0 victory.
- His 7.0 innings tied a club record for innings pitched in an MLB debut (Dillon Peters, Brad Penny, and Justin Nicolino); his three hits were tied for the fewest allowed in a start (Peters); and it was only the third scoreless debut (Peters and Nicolino).
- He followed that up with another 7.0 scoreless innings, also against the Cardinals, this time on June 18 in St. Louis (6-0 win). According to the *Elias Sports Bureau*, he became just the second pitcher since 1893 (when the current mound distance was established) whose first two career outings were scoreless starts against the same opponent; the other was Atlanta's Larry McWilliams, who did so vs. the Mets on July 17 (7.0 ip) and July 23 (6.0 ip) in 1978.
- His 14.0 consecutive scoreless innings to begin his MLB career set a Franchise record by a starter, surpassing a 10.0 inning run by Josh Beckett in 2001. - *Elias Sports Bureau*
- On June 23 at Philadelphia, won his third consecutive appearance to open his career, becoming the first pitcher in Club history to do so. He was just the second pitcher in the Modern Era (since 1900) to win each of his first three career starts and allow seven-or-fewer hits, joining Cincinnati's Wayne Simpson in 1970 (7 hits in 25.0 ip) - *Elias Sports Bureau*
- Yamamoto and San Diego's Chris Paddack (also 2019) both opened their careers with five straight starts allowing three-or-fewer hits, the only pitchers since 1900 to do so. St. Louis's Tom Cheney (1957-'59) did not allow more than three hits over his first five career starts, and the Angels' Cory Rasmus (2014-'15) had a seven-start streak, but those were not their five career appearances. - *Elias Sports Bureau*
- Yamamoto allowed four-or-fewer hits in each of his first eight starts of his career. According to the *Elias Sports Bureau*, he was the only starting pitcher since 1893 to allow four-or-fewer hits in his first eight career starts (excluding openers).
- Picked up his fourth win in his sixth start, and was 4-0 with a 1.59 ERA (34.0/6) at that point. Over his next seven starts, went 0-5, 8.13 (34.1/31). However, opponents batted just .241 against him during the skid.
- He gave up his first home run in the first inning of his seventh start, which was also his first loss, on July 21 at the Dodgers. He became just the fourth pitcher in Club history to make six-plus starts without a home run allowed to open his career, joining Kevin Olsen (7 starts/40.1 ip from 2001-'02), Jason Vargas (6/38.1 in 2005), and Josh Johnson (6/37.0 from 2005-'06).
- After the seventh start of that stretch, was placed on the Injured List (right forearm strain) and missed 25 games. Returned on September 21 and made two starts. Did not factor in the decision in either outings (team was 1-1), but posted a 1.74 ERA (10.1/2) and allowed just seven hits combined (.189 average against).
- He was tied for 10th in strikeouts in the Southern League when promoted to Miami.
- Combined to go 6-1 with a 1.83 ERA (68.2/14 er) over 13 starts for the GCL Marlins (rehab), High-A Jupiter and Double-A Jacksonville in 2018. Had 85 strikeouts and 14 walks in 68.2 innings, finishing with a 6.1 strikeout/walk ratio.
- In seven starts for Jupiter, posted 4-1 mark with 1.55 ERA (40.2/7). Went 4-0 with a 1.32 ERA (34.2/5) over first six starts of the season with Hammerheads.



INNINGS PITCHED
STRIKEOUTS
LAST CG
LAST SHUTOUT
LOW-HIT CG
SCORELESS IP
WIN STREAK
LOSS STREAK

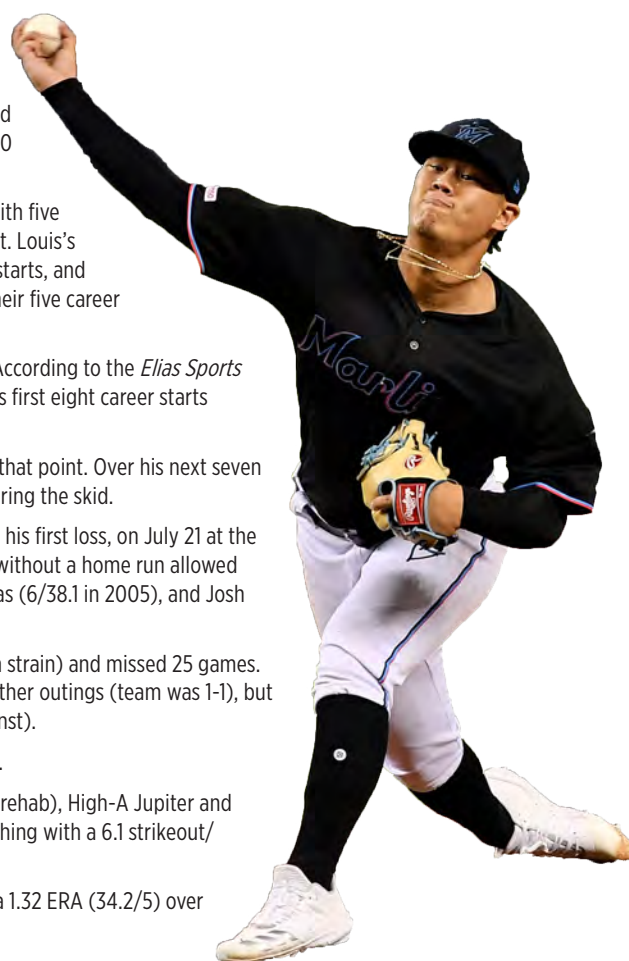
7.0 (2x), last 6/18/19 at STL
10 - 9/26/19 at NYM
None
None
None
13.0 - 6/15/19 to 6/20/19
4 - 6/12/19 to 7/16/19
5 - 7/21/19-season



When Yamamoto made his Major League debut on June 12, 2019, he became the third player from Hawaii to play for the Marlins, joining Charlie Hough and Justin Wayne.



Among the many hobbies that Yamamoto has outside of baseball - such as drawing, clay sculpting, and DIY home improvements - is hair cutting. He has served as the team barber for his Minor League clubs and during his Arizona Fall League stint in 2018.



- Named Florida State League Pitcher of the Week for June 18-24 after recording a career-high 13 strikeouts over 7.0 shutout innings vs. Florida on June 20.
- Had a 12 strikeout performance two starts later on July 2 vs. Florida.
- Made first career Double-A start on July 9 with Jacksonville. Surrendered just two runs and one walk over 7.0 innings.
- Made six starts for Salt River Rafters in Arizona Fall League, going 3-0 with a 2.08 ERA (26.0 ip/6 er)
- Finished tied for second in the AFL in wins, tied for fourth in strikeouts (27) and innings pitched, fifth in WHIP (1.08), and sixth in ERA. Among starting pitchers, had the lowest average against (.172).
- Started the AFL Championship Game against Peoria and tossed 4.0 shutout innings, allowing two hits and five walks, while striking out six. Peoria rallied for two runs in bottom of the ninth and won game, 3-2, in the 10th.



Yamamoto played the role of umpire at a Play Ball! event hosted by the Miami Marlins Foundation at Poinciana Park Elementary School in Miami.

- Spent entire **2017** campaign with Single-A Carolina in Milwaukee's system, posting career-high nine wins and career-low 2.51 ERA (111.0/31). Led Mudcats and ranked tied for fourth in Brewers' farm system in wins.
- Went 1-0 with one save and a 4.50 ERA (12.0/6) in four relief outings, and 8-4, 2.27 (99.0/25) in 18 starts. Last 11 appearances of season were starts; factored in decision in 10 of those outings (7-3).
- Was Carolina League Pitcher of the Week for Aug. 28-Sept. 4 after going 2-0 with a 0.00 ERA (14.0 ip, 0 er) with two walks and 14 strikeouts.
- Finished second in the Midwest League and third in Brewers' organization with 152 strikeouts in **2016**.
- Spent all of **2015** with Helena in Pioneer League.
- Picked up first professional win on July 16 at Grand Junction, and first save in his next outing, on July 21 vs. Orem.
- Had no record and 1.80 ERA (10.0/2) in three relief outings, and was 1-6, 9.00 (52.0/52) in 11 starts.
- In only scoreless start of season, shut out Great Falls over 7.0 innings on July 31, allowing four hits and a walk, with four strikeouts.
- Made pro debut in **2014** with Arizona League Brewers, making 10 appearances (three starts).
- Debuted on July 13 with 2.0-scoreless innings vs. AZL Rangers.
- Yamamoto attended high school at The Saint Louis School in Honolulu. He committed to the University of Arizona prior to signing with the Brewers.



2018: Acquired by Miami with OF Lewis Brinson, INF Isan Díaz, and OF Monte Harrison from Milwaukee in exchange for OF Christian Yelich on 1/25

2014: Selected by Milwaukee in 12th round of First-Year Player Draft; signed by Brewers' scout Josh Belovsky



2018: Arizona Fall League Rising Starts selection
Florida State League Pitcher of the Week (June 18-24)
2017: Carolina League Pitcher of the Week (August 28-September 3)



2019: Right forearm strain (August 28-September 21)

PITCHING HISTORY

YEAR	CLUB	W-L	ERA	G	GS	CG	SHO	SV	SVO	IP	H	R	ER	HR	HB	BB	SO	WP	BK
2019	Jacksonville (AA)	3-5	3.58	12	12	0	0	0	0	65.1	53	27	26	7	7	25	64	2	0
	MIAMI	4-5	4.46	15	15	0	0	0	0	78.2	54	42	39	11	5	36	82	5	0
	Minors (6 yrs.)	26-25	3.75	98	75	2	1	2	3	463.0	438	212	193	38	25	135	495	29	4
	MAJORS (1 year)	4-5	4.46	15	15	0	0	0	0	78.2	54	42	39	11	5	36	82	5	0

BATTING HISTORY

YEAR	CLUB	AVG.	G	AB	R	H	2B	3B	HR	RBI	SH	SF	HBP	BB	SO	SB	CS	OBP	SLG	E
2019	MIAMI	.000	24	19	1	0	0	0	0	0	2	0	0	1	14	0	0	.050	.000	0





CLUB HISTORY



MARLINS PLAYER RECORDS - CAREERS, SEASONS, AND GAMES

PLAYER RECORDS - CAREER BATTING

GAMES PLAYED			BATTING AVERAGE *			AT-BATS			HITS			RUNS SCORED			RBI		
Total	Player		Total	Player		Total	Player		Total	Player		Total	Player		Total	Player	
1128	Luis Castillo		313	Miguel Cabrera		4347	Luis Castillo		1273	Luis Castillo		675	Luis Castillo		672	Giancarlo Stanton	
1014	Jeff Conine		309	Dee Gordon		3671	Hanley Ramirez		1103	Hanley Ramirez		666	Hanley Ramirez		578	Mike Lowell	
986	Giancarlo Stanton		300	Hanley Ramirez		3577	Giancarlo Stanton		1005	Jeff Conine		576	Giancarlo Stanton		553	Jeff Conine	
981	Mike Lowell		296	Kevin Millar		3554	Mike Lowell		965	Mike Lowell		499	Dan Uggla		523	Miguel Cabrera	
943	Hanley Ramirez		295	Juan Pierre		3471	Jeff Conine		960	Giancarlo Stanton		477	Mike Lowell		482	Hanley Ramirez	
SINGLES			DOUBLES			TRIPLES			HOME RUNS			EXTRA-BASE HITS			TOTAL BASES		
Total	Player		Total	Player		Total	Player		Total	Player		Total	Player		Total	Player	
1081	Luis Castillo		241	Mike Lowell		42	Luis Castillo		267	Giancarlo Stanton		479	Giancarlo Stanton		1983	Giancarlo Stanton	
697	Hanley Ramirez		232	Hanley Ramirez		34	Juan Pierre		154	Dan Uggla		406	Hanley Ramirez		1831	Hanley Ramirez	
688	Jeff Conine		202	Giancarlo Stanton		31	Adeiny Hechavarria		148	Hanley Ramirez		387	Mike Lowell		1641	Mike Lowell	
578	Mike Lowell		183	Miguel Cabrera		26	Hanley Ramirez		143	Mike Lowell		336	Dan Uggla		1579	Jeff Conine	
561	Juan Pierre			Álex González		23	Álex González/Dee Gordon		138	Miguel Cabrera		331	Miguel Cabrera		1547	Luis Castillo	
MULTI-HIT GAMES			ON-BASE PERCENTAGE *			SLUGGING PERCENTAGE *			WALKS			STRIKEOUTS			HIT-BY-PITCH		
Total	Player		Total	Player		Total	Player		Total	Player		Total	Player		Total	Player	
350	Luis Castillo		426	Gary Sheffield		554	Giancarlo Stanton		533	Luis Castillo		1140	Giancarlo Stanton		93	Derek Dietrich	
311	Hanley Ramirez		388	Miguel Cabrera		543	Gary Sheffield		487	Giancarlo Stanton		760	Dan Uggla		51	Álex González	
278	Jeff Conine		374	Hanley Ramirez		542	Miguel Cabrera		424	Gary Sheffield		734	Derrek Lee		43	Gary Sheffield	
250	Giancarlo Stanton		374	Cliff Floyd		523	Cliff Floyd		406	Hanley Ramirez		677	Jeff Conine			Josh Willingham	
244	Miguel Cabrera		370	Luis Castillo		504	Kevin Millar		376	Jeff Conine			Hanley Ramirez		40	Hanley Ramirez	
GRAND SLAMS			SACRIFICE FLIES			SACRIFICE HITS			INFIELD HITS			BUNT HITS			PINCH-HIT AT-BATS		
Total	Player		Total	Player		Total	Player		Total	Player		Total	Player		Total	Player	
6	Jeff Conine		55	Mike Lowell		65	Luis Castillo		361	Luis Castillo		79	Juan Pierre		212	Wes Helms	
5	Hanley Ramirez		44	Jeff Conine		55	Ricky Nolasco		155	Juan Pierre		65	Luis Castillo		199	Ichiro Suzuki	
	Giancarlo Stanton		31	Dan Uggla		46	Cliff Floyd		137	Hanley Ramirez		40	Emilio Bonifacio		144	Alex Arias	
4	Derrek Lee		26	Miguel Cabrera		33	A.J. Burnett		125	Dee Gordon		38	Dee Gordon		129	Greg Dobbs	
	Mike Lowell		22	Álex González/Hanley Ramirez		32	Josh Johnson		113	Emilio Bonifacio		27	Chuck Carr		124	Lenny Harris	
PINCH HITS			PINCH-HIT RBI			AVERAGE WITH RISP *			HITS WITH RISP			STOLEN BASES			CAUGHT STEALING		
Total	Player		Total	Player		Total	Player		Total	Player		Total	Player		Total	Player	
56	Wes Helms		38	Wes Helms		329	Miguel Cabrera		279	Mike Lowell		281	Luis Castillo		114	Luis Castillo	
51	Ichiro Suzuki		23	Greg Dobbs		321	Kevin Millar		267	Jeff Conine		230	Hanley Ramirez		73	Hanley Ramirez	
44	Alex Arias			Lenny Harris		303			258	Miguel Cabrera		190	Juan Pierre		67	Juan Pierre	
35	Lenny Harris		22	Alex Arias		302	Martin Prado		240	Hanley Ramirez		148	Dee Gordon		43	Dee Gordon	
32	Greg Dobbs		20	Ichiro Suzuki		297	Marcell Ozuna		236	Giancarlo Stanton		115	Chuck Carr		41	Chuck Carr	

* - Minimum 1,000 PA
 * - Minimum 400 PA with RISP

PLAYER RECORDS - SINGLE-SEASON BATTING

GAMES PLAYED			BATTING AVERAGE *			AT-BATS			HITS			RUNS SCORED			RBI		
Total	Player	Year	Total	Player	Year	Total	Player	Year	Total	Player	Year	Total	Player	Year	Total	Player	Year
162	Starlin Castro	2019	342	Hanley Ramirez	2009	678	Juan Pierre	2004	221	Juan Pierre	2004	125	Hanley Ramirez	2007	132	Giancarlo Stanton	2017
	Jeff Conine	1993	339	Miguel Cabrera	2006	668	Juan Pierre	2003	212	Hanley Ramirez	2007		Hanley Ramirez	2008	124	Marcell Ozuna	2017
	Derrek Lee	2002	334	Luis Castillo	2000	656	Juan Pierre	2005	205	Dee Gordon	2015	123	Cliff Floyd	2001	121	Preston Wilson	2000
	Juan Pierre	2003-'05	333	Dee Gordon	2015	653	Dee Gordon	2017	204	Juan Pierre	2003		Giancarlo Stanton	2017	120	Gary Sheffield	1996
			332	Hanley Ramirez	2007	642	José Reyes	2012	201	Dee Gordon	2017	119	Hanley Ramirez	2006	119	Miguel Cabrera	2007
SINGLES			DOUBLES			TRIPLES			HOME RUNS			EXTRA-BASE HITS			TOTAL BASES		
Total	Player	Year	Total	Player	Year	Total	Player	Year	Total	Player	Year	Total	Player	Year	Total	Player	Year
184	Juan Pierre	2004	50	Miguel Cabrera	2006	13	Juan Pierre	2005	59	Giancarlo Stanton	2017	91	Giancarlo Stanton	2014	377	Giancarlo Stanton	2017
170	Dee Gordon	2017	49	Dan Uggla	2007	12	Juan Pierre	2004	42	Gary Sheffield	1996	83	Hanley Ramirez	2007	359	Hanley Ramirez	2007
169	Dee Gordon	2015	48	Hanley Ramirez	2007		José Reyes	2012	37	Giancarlo Stanton	2012/14		Dan Uggla	2007	344	Miguel Cabrera	2005
168	Juan Pierre	2003	46	Hanley Ramirez	2006	11	Hanley Ramirez	2006		Marcell Ozuna	2017	79	Cliff Floyd	2001	336	Marcell Ozuna	2017
160	Luis Castillo	2002	45	Cliff Floyd	1998	10	Twice					78	Miguel Cabrera	2005-'06	332	Miguel Cabrera	2007
MULTI-HIT GAMES			ON-BASE PERCENTAGE *			SLUGGING PERCENTAGE *			WALKS			STRIKEOUTS			HIT-BY-PITCH		
Total	Player	Year	Total	Player	Year	Total	Player	Year	Total	Player	Year	Total	Player	Year	Total	Player	Year
70	Juan Pierre	2004	465	Gary Sheffield	1996	631	Giancarlo Stanton	2017	142	Gary Sheffield	1996	187	Preston Wilson	2000	24	Derek Dietrich	2016
63	Miguel Cabrera	2006	430	Miguel Cabrera	2006	624	Gary Sheffield	1996	121	Gary Sheffield	1997	171	Dan Uggla	2008	21	Derek Dietrich	2018
62	Hanley Ramirez	2007	424	Gary Sheffield	1997	584	Gary Sheffield	1994	98	Derrek Lee	2002	170	Giancarlo Stanton	2014	18	Derek Dietrich	2017
60	Juan Pierre	2003	418	Luis Castillo	2000	582	Carlos Delgado	2005	94	Giancarlo Stanton	2014	167	Dan Uggla	2007	17	Carlos Delgado	2005
	Marcell Ozuna	2017	410	Hanley Ramirez	2009	578	Cliff Floyd	2001	92	Twice		166	Giancarlo Stanton	2011	16	Twice	
GRAND SLAMS			SACRIFICE FLIES			SACRIFICE HITS			INFIELD HITS			BUNT HITS			PINCH-HIT AT-BATS		
Total	Player	Year	Total	Player	Year	Total	Player	Year	Total	Player	Year	Total	Player	Year	Total	Player	Year
3	Bobby Bonilla	1997	12	Jeff Conine	1995	19	Edgar Renteria	1997	63	Luis Castillo	2000	29	Juan Pierre	2003	100	Ichiro Suzuki	2017
	Jeff Conine	2004	11	Mike Lowell	2000	18	Luis Castillo	2005	52	Dee Gordon	2015	26	Juan Pierre	2005	67	Reed Johnson	2014
	Hanley Ramirez	2009		Mike Lowell	2002	17	Omar Infante	2011	51	Juan Pierre	2004	20	Juan Pierre	2004	66	Ross Gload	2009
	Cody Ross	2009		Dan Uggla	2007	16	Ryan Dempster	2001	49	Juan Pierre	2005	16	Four times		65	Tim Lincecum	2002
2	17 Times		10	Mike Lowell	2001	15	Three times		46	Luis Castillo	2002				61	Lenny Harris	2005
PINCH HITS			PINCH-HIT RBI			AVERAGE WITH RISP *			HITS WITH RISP			STOLEN BASES			CAUGHT STEALING		
Total	Player	Year	Total	Player	Year	Total	Player	Year	Total	Player	Year	Total	Player	Year	Total	Player	Year
27	Ichiro Suzuki	2017	15	Ross Gload	2009	378	Miguel Cabrera	2006	60	Jorge Cantu	2009	65	Juan Pierre	2003	24	Juan Pierre	2004
21	Ross Gload	2009	13	Lenny Harris	2005	378	Miguel Cabrera	2007	59	Miguel Cabrera	2007	62	Luis Castillo	2000	22	Chuck Carr	1993
19	Lenny Harris	2005	12	Wes Helms	2009	375	Ivan Rodriguez	2003		Miguel Cabrera	2005	60	Dee Gordon	2017		Edgar Renteria	1998
17	Wes Helms	2009		Reed Johnson	2014		Miguel Cabrera	2003	57	Marcell Ozuna	2017	58	Chuck Carr	1993		Luis Castillo	2000
16	Reed Johnson	2014	10	Four times		373	Hanley Ramirez	2009		Hanley Ramirez	2009		Dee Gordon	2015	21	Quilvio Veras	1995

* - Qualified players only
 * - Minimum 100 AB with RISP

MARLINS PLAYER RECORDS - CAREERS, SEASONS, AND GAMES

PLAYER RECORDS - SINGLE-GAME BATTING

Game Type	HITS		
	Hits	Occurrences (last player)	Date (last)
9 innings	5	13 times (Starlin Castro)	(8/29/18 at WSH)
Extras	5	Six times (Martin Prado)	(9/4/15 vs. NYM)

Most 5-Hit Games (Season)	Player
2	Juan Pierre (2005)

Most 5-Hit Games (Career)	Player
2	Juan Pierre, Gary Sheffield

Game Type	RUNS		
	Runs	Occurrences (last player)	Date (last)
9 inn.	4	27 times (Jon Berti)	(9/5/19 at PIT)
Extras	4	Four times (Giancarlo Stanton)	(7/9/17 at SF)

Most 4-Run Games (Season)	Player
2	Juan Pierre (2003)

Most 4-Run Games (Career)	Player
3	Juan Pierre

Game Type	DOUBLES		
	Doubles	Occurrences (last player)	Date (last)
9 inn.	3	29 times (Miguel Rojas)	(9/17/19 at ARI)
Extras	3	Twice (Miguel Olivo)	(5/5/07 vs. SD)

Most 3-Double Games (Season)	Player
2	D. White (1996), C. Yelich (2017), M. Rojas (2019)

Most 3-Double Games (Career)	Player
4	Hanley Ramirez

Game Type	HOME RUNS		
	HR	Occurrences (last player)	Date (last)
9 inn.	3	Cody Ross	9/11/06 vs. NYM
Extras	3	Mike Lowell	4/21/04 at PHI

Most 3-HR Games (Season)	Player
1	Mike Lowell (2004), Cody Ross (2006)

Most 3-HR Games (Career)	Player
1	Mike Lowell, Cody Ross

Game Type	RBI		
	RBI	Occurrences (last player)	Date (last)
9 inn.	7	Three times (Adeiny Hechavarria)	(5/5/13 at PHI)
Extras	7	Greg Colbrunn	7/18/95 at SF

Most 7-RBI Games (Season)	Player
1	Greg Colbrunn (1995), Gary Sheffield (1995), Cody Ross (2006), Adeiny Hechavarria (2013)

Most 7-RBI Games (Career)	Player
1	Greg Colbrunn, Gary Sheffield, Cody Ross, Adeiny Hechavarria

Game Type	WALKS		
	Walks	Occurrences (last player)	Date (last)
9 inn.	5	Ivan Rodriguez	4/8/03 vs. NYM
Extras	4	Seven times (Giancarlo Stanton)	(9/19/17 vs. NYM)

Most 5-Walk Games (Season)	Player
1	Ivan Rodriguez (2003)

Most 5-Walk Games (Career)	Player
1	Ivan Rodriguez

Game Type	STRIKEOUTS		
	Strikeouts	Occurrences (last player)	Date (last)
9 inn.	4	Many times (Jon Berti)	(9/17/19 at ARI)
Extras	5	Chad Wallach	3/30/18 vs. CHC

Most 5-Strikeout Games (Season)	Player
1	Chad Wallach (2018)

Most 5-Strikeout Games (Career)	Player
1	Chad Wallach

Game Type	TOTAL BASES		
	TB	Occurrences (last player)	Date (last)
9 inn.	13	Twice (Cody Ross)	(9/11/06 vs. NYM)
Extras	13	Mike Lowell	4/21/04 at PHI

Most 13-TB Games (Season)	Player
1	Gary Sheffield (1994), Mike Lowell (2004), Cody Ross (2006)

Most 13-TB Games (Career)	Player
1	Gary Sheffield, Mike Lowell, Cody Ross

Game Type	AT-BATS		
	At-Bats	Occurrences (last player)	Date (last)
9 inn.	6	Many times (Berti/Prado/Rojas)	(9/17/19 at ARI)
Extras	9	Three times (Encarnacion/Pierre)	(4/27/03 vs. STL)

Most 9 At-Bat Games (Season)	Player
1	Luis Castillo (1999), Juan Encarnacion (2003), Juan Pierre (2003)

Most 9 At-Bat Games (Career)	Player
1	Luis Castillo, Juan Encarnacion, Juan Pierre

Game Type	SINGLES		
	Singles	Occurrences (last player)	Date (last)
9 inn.	5	Three times (J.T. Realmuto)	(7/8/18 at WSH)
Extras	5	Twice (Josh Willingham)	(7/1/07 vs. ATL)

Most 5-Single Games (Season)	Player
2	Juan Pierre (2005)

Most 5-Single Games (Career)	Player
2	Juan Pierre

Game Type	TRIPLES		
	Triples	Occurrences (last player)	Date (last)
9 inn.	2	Seven times (Lewis Brinson)	(6/15/18 at BAL)
Extras	2	Jose Reyes	9/7/12 at WSH

Most 2-Triple Games (Season)	Player
1	Eight players

Most 2-Triple Games (Career)	Player
1	Eight players

Game Type	EXTRA-BASE HITS		
	XBH	Occurrences (last player)	Date (last)
9 inn.	4	Five times (Starlin Castro)	(9/4/19 at PIT)
Extras	3	12 times (Dee Gordon)	(4/5/16 vs. DET)

Most 4- XBH Games (Season)	Player
1	Gary Sheffield (1994), Miguel Cabrera (2003, '05), Christian Yelich (2017), Starlin Castro (2019)

Most 4- XBH Games (Career)	Player
2	Miguel Cabrera

Game Type	STOLEN BASES		
	SB	Occurrences (last player)	Date (last)
9 inn.	4	Three times (Dee Gordon)	(8/25/15 vs. PIT)
Extras	4	Jon Berti	9/24/19 at NYM

Most 4-SB Games (Season)	Player
2	Dee Gordon (2015)

Most 4-SB Games (Career)	Player
2	Dee Gordon

Game Type	INTENTIONAL WALKS		
	Int. Walks	Occurrences (last player)	Date (last)
9 inn.	3	Three times (Carlos Delgado)	(9/22/05 at NYM)
Extras	3	Mike Lowell	4/27/03 vs. STL

Most 3-IBB Games (Season)	Player
1	Gary Sheffield (1995), Cliff Floyd (2001), Mike Lowell (2003), Carlos Delgado (2005)

Most 3-IBB Games (Career)	Player
1	Gary Sheffield, Cliff Floyd, Mike Lowell, Carlos Delgado

Game Type	HIT-BY-PITCH		
	HBP	Occurrences (last player)	Date (last)
9 inn.	2	Many times (Jon Berti)	(8/24/19 vs. PHI)
Extras	2	Four times (Nick Green)	(5/24/13 at CHW)

Most 2-HBP Games (Season)	Player
3	Derek Dietrich (2017)

Most 2-HBP Games (Career)	Player
9	Derek Dietrich

Game Type	GROUND INTO DOUBLE PLAY		
	GIDP	Occurrences (last player)	Date (last)
9 inn.	3	Four times (Tyler Moore)	(8/19/17 at NYM)
Extras	2	Eight times (Marcell Ozuna)	(4/6/17 at WSH)

Most 3-GIDP Games (Season)	Player
1	John Mabry (2001), Kevin Millar (2002), Martin Prado (2016), Tyler Moore (2017)

Most 3 GIDP Games (Career)	Player
1	John Mabry, Kevin Millar, Martin Prado, Tyler Moore

MARLINS PLAYER RECORDS - CAREERS, SEASONS, AND GAMES

PLAYER RECORDS - CAREER PITCHING

WINS		LOSSES		EARNED RUN AVERAGE *		INNINGS PITCHED		GAMES		GAMES STARTED	
Total	Player	Total	Player	Total	Player	Total	Player	Total	Player	Total	Player
81	Ricky Nolasco	72	Ricky Nolasco	2.30	Kevin Brown	1225.2	Ricky Nolasco	405	Mike Dunn	197	Ricky Nolasco
68	Dontrelle Willis	54	Dontrelle Willis	2.58	José Fernández	1022.2	Dontrelle Willis	368	Braden Looper	162	Dontrelle Willis
56	Josh Johnson	53	Tom Koehler	2.78	A.J. Ramos	916.2	Josh Johnson	325	A.J. Ramos	144	Josh Johnson
50	Brad Penny	50	A.J. Burnett	3.15	Josh Johnson	853.2	A.J. Burnett	307	Antonio Alfonseca	134	Brad Penny
49	A.J. Burnett	45	Anibal Sánchez	3.23	Henderson Álvarez	807.2	Brad Penny	284	Steve Cishek	132	Tom Koehler/Anibal Sánchez
COMPLETE GAMES		SHUTOUTS		RUNS ALLOWED		EARNED RUNS ALLOWED		HITS ALLOWED		HOME RUNS ALLOWED	
Total	Player	Total	Player	Total	Player	Total	Player	Total	Player	Total	Player
15	Dontrelle Willis	8	A.J. Burnett	650	Ricky Nolasco	604	Ricky Nolasco	1302	Ricky Nolasco	147	Ricky Nolasco
14	A.J. Burnett	8	Dontrelle Willis	476	Dontrelle Willis	430	Dontrelle Willis	1046	Dontrelle Willis	94	Dontrelle Willis
11	Kevin Brown	5	Kevin Brown	415	Ryan Dempster	392	Ryan Dempster	822	Josh Johnson	93	Tom Koehler
	Liván Hernández	4	Four times	404	Brad Penny	378	Tom Koehler	804	Brad Penny	90	Ryan Dempster
9	Ricky Nolasco			403	Tom Koehler	370	Brad Penny	772	Ryan Dempster	87	Scott Olsen
AVERAGE AGAINST *		WALKS		STRIKEOUTS		HIT BATSMEN		WILD PITCHES		BALKS	
Total	Player	Total	Player	Total	Player	Total	Player	Total	Player	Total	Player
196	A.J. Ramos	395	Ryan Dempster	1001	Ricky Nolasco	52	Dontrelle Willis	44	A.J. Burnett	8	Charlie Hough
209	José Fernández	377	A.J. Burnett	832	Josh Johnson	37	Ryan Dempster	36	Pat Rapp		Anibal Sánchez
230	A.J. Burnett	344	Dontrelle Willis	757	Dontrelle Willis		José Ureña	34	Ricky Nolasco	7	Jesús Sánchez
231	Kevin Brown	326	Pat Rapp	753	A.J. Burnett	36	Ricky Nolasco	29	Josh Johnson	6	Chris Hammond
232	Al Leiter	316	Tom Koehler	676	Anibal Sánchez	31	A.J. Burnett	26	Dontrelle Willis		Carl Pavano
RELIEF WINS		RELIEF INNINGS		RELIEF STRIKEOUTS		SAVES		SAVE OPPORTUNITIES		SAVE PERCENTAGE *	
Total	Player	Total	Player	Total	Player	Total	Player	Total	Player	Total	Player
26	Mike Dunn	388.0	Braden Looper	379	A.J. Ramos	108	Robb Nen	128	Robb Nen	92.7	Bryan Harvey (51-of-55)
19	Antonio Alfonseca	333.0	Antonio Alfonseca	357	Mike Dunn	102	Antonio Alfonseca	126	Antonio Alfonseca	88.9	Todd Jones (40-of-45)
	Braden Looper	328.0	Mike Dunn	320	Robb Nen	94	Steve Cishek	113	Juan Carlos Oviedo #	87.0	Steve Cishek (94-of-108)
	Robb Nen	327.1	A.J. Ramos	312	Steve Cishek	92	Juan Carlos Oviedo #	111	A.J. Ramos	84.4	Robb Nen (108-of-128)
17	Steve Cishek	308.0	Robb Nen	279	Kyle Barraclough		A.J. Ramos	108	Steve Cishek	83.9	Armando Benítez (47-of-56)
WHIP *		STRIKEOUTS PER 9.0 INNINGS *		LOWEST WALKS PER 9.0 INN. *		LOWEST HR PER 9.0 INN. *		HIGHEST SO/BB RATIO *		PICKOFFS	
Total	Player	Total	Player	Total	Player	Total	Player	Total	Player	Total	Player
1.05	José Fernández	11.25	José Fernández	1.89	Kevin Brown	0.34	Kevin Brown	4.21	José Fernández	24	Jesús Sánchez
1.06	Kevin Brown	10.42	A.J. Ramos	1.93	Henderson Álvarez	0.49	Henderson Álvarez	3.68	Kevin Brown	12	Dontrelle Willis
1.23	Henderson Álvarez	9.80	Mike Dunn	2.08	Carl Pavano	0.49	A.J. Ramos	3.51	Ricky Nolasco	11	A.J. Burnett
1.23	A.J. Ramos	9.40	Robb Nen	2.09	Ricky Nolasco	0.58	Josh Johnson	3.05	Wei-Yin Chen		Chris Hammond
1.23	Josh Johnson	8.97	Josh Beckett	2.46	Wei-Yin Chen	0.59	José Fernández	2.79	Carl Pavano	10	Scott Olsen

- Pitched as Leo Núñez from 2009-11

* - Minimum 300.0 IP

^ Minimum 35 SVO

PLAYER RECORDS - SINGLE-SEASON PITCHING

WINS			LOSSES			EARNED RUN AVERAGE *			INNINGS PITCHED			GAMES			GAMES STARTED		
Total	Player	Year	Total	Player	Year	Total	Player	Year	Total	Player	Year	Total	Player	Year	Total	Player	Year
22	Dontrelle Willis	2005	17	Jack Armstrong	1993	1.89	Kevin Brown	1996	237.1	Kevin Brown	1997	78	Braden Looper	2002	35	Dontrelle Willis	2007
18	Carl Pavano	2004	16	Charlie Hough	1993	2.19	José Fernández	2013	236.1	Dontrelle Willis	2005	77	Vladimir Núñez	2002	34	Charlie Hough	1993
17	Kevin Brown	1996		Pat Rapp	1996	2.30	Josh Johnson	2010	234.1	Liván Hernández	1998		Five times			Ryan Dempster	2001
	Alex Fernández	1997		Dennis Springer	1999	2.63	Dontrelle Willis	2005	233.0	Kevin Brown	1996					Dontrelle Willis	2005
16	Three times		15	Three times		2.65	Henderson Álvarez	2014	226.1	Ryan Dempster	2000					Dontrelle Willis	2006
COMPLETE GAMES			SHUTOUTS			RUNS ALLOWED			EARNED RUNS ALLOWED			HITS ALLOWED			HOME RUNS ALLOWED		
Total	Player	Year	Total	Player	Year	Total	Player	Year	Total	Player	Year	Total	Player	Year	Total	Player	Year
9	Liván Hernández	1998	5	A.J. Burnett	2002	134	Scott Olsen	2007	123	Liván Hernández	1998	265	Liván Hernández	1998	37	Liván Hernández	1998
7	A.J. Burnett	2002		Dontrelle Willis	2005	133	Liván Hernández	1998	118	Dontrelle Willis	2007	244	Ricky Nolasco	2011	33	Caleb Smith	2019
	Dontrelle Willis	2005	3	Kevin Brown	1996	131	Dontrelle Willis	2007	116	Ryan Dempster	2001	241	Dontrelle Willis	2007	32	Jesús Sánchez	2000
6	Kevin Brown	1997		Henderson Álvarez	2014	123	Ryan Dempster	2001	114	Scott Olsen	2007	234	Dontrelle Willis	2006	31	Brian Meadows	1999
5	Twice		2	11 times		121	Dennis Springer	1999	111	Brian Meadows	1999	231	Dennis Springer	1999		Dan Straily	2017
AVERAGE AGAINST *			WALKS			STRIKEOUTS			HIT BATSMEN			WILD PITCHES			BALKS		
Total	Player	Year	Total	Player	Year	Total	Player	Year	Total	Player	Year	Total	Player	Year	Total	Player	Year
1.82	José Fernández	2013	119	Al Leiter	1996	253	José Fernández	2016	19	Dontrelle Willis	2006	15	Matt Clement	2001	5	Reid Cornelius	2000
202	Al Leiter	1996	112	Ryan Dempster	2001	209	Ryan Dempster	2000	16	Kevin Brown	1996	14	A.J. Burnett	2002		Chris Hammond	1993
209	A.J. Burnett	2002	104	Liván Hernández	1998	205	Kevin Brown	1997	15	Matt Clement	2001	13	Pat Rapp	1996		Anibal Sánchez	2011
220	Kevin Brown	1996	97	Ryan Dempster	2000	203	A.J. Burnett	2002		Julían Tavárez	2002	12	A.J. Burnett	2005		Jesús Sánchez	1998
224	José Fernández	2016	93	Ryan Dempster	1999	202	Anibal Sánchez	2011	14	Four times		11	Twice		4	Five times	
RELIEF WINS			RELIEF INNINGS			RELIEF STRIKEOUTS			SAVES			SAVE OPPORTUNITIES			SAVE PERCENTAGE *		
Total	Player	Year	Total	Player	Year	Total	Player	Year	Total	Player	Year	Total	Player	Year	Total	Player	Year
10	Mike Dunn	2014	97.2	Vladimir Nunez	2002	113	Kyle Barraclough	2016	47	Armando Benítez	2004	51	Armando Benítez	2004	94.4	Steve Cishek	2013
9	Edward Mujica	2011	94.0	Brian Edmondson	1999	92	Robb Nen	1996	45	Bryan Harvey	1993	49	Antonio Alfonseca	2000	93.0	A.J. Ramos	2016
	Robb Nen	1997	86.0	Braden Looper	2002	87	Kevin Gregg	2007		Antonio Alfonseca	2003		Bryan Harvey	1993	92.2	Armando Benítez	2004
8	Dustin McGowan	2017	84.0	Kevin Gregg	2007		AJ Ramos	2015	40	Todd Jones	2005	45	Todd Jones	2005	91.8	Bryan Harvey	1993
7	Three times		83.0	Twice		86	AJ Ramos	2013		AJ Ramos	2016	43	Three times			Antonio Alfonseca	2000
WHIP			STRIKEOUTS PER 9.0 INNINGS			LOWEST WALKS PER 9.0 INN. *			LOWEST HR PER 9.0 INN. *			HIGHEST SO/BB RATIO *			PICKOFFS		
Total	Player	Year	Total	Player	Year	Total	Player	Year	Total	Player	Year	Total	Player	Year	Total	Player	Year
0.94	Kevin Brown	1996	12.49	José Fernández	2016	1.27	Kevin Brown	1996	0.31	Kevin Brown	1996	4.82	Kevin Brown	1996	12	Jesús Sánchez	1998
0.98	José Fernández	2013	9.75	José Fernández	2013	1.59	Henderson Álvarez	2014	0.34	Josh Johnson	2010	4.60	José Fernández	2016	6	Jesús Sánchez	2000
1.10	Ricky Nolasco	2008	9.49	Ricky Nolasco	2009	1.78	Mark Buehrle	2012	0.38	Kevin Brown	1997	4.43	Ricky Nolasco	2009		Four times	
1.11	Josh Johnson	2010	9.26	Anibal Sánchez	2011	1.78	Ricky Nolasco	2008	0.42	Dontrelle Willis	2005	4.43	Ricky Nolasco	2008			
1.12	José Fernández	2016	9.11	Josh Johnson	2010	1.92	Ricky Nolasco	2011	0.46	Anibal Sánchez	2010	3.88	Josh Johnson	2010			

- Pitched as Leo Núñez from 2009-11

* - Minimum 162.0 IP

^ Minimum 20 SVOP

MARLINS PLAYER RECORDS - CAREERS, SEASONS, AND GAMES

PLAYER RECORDS - SINGLE-GAME PITCHING

INNINGS PITCHED			
Pitcher Type	IP	Occurrences (last player)	Date (last)
Starter	9.0	Many times (Sandy Alcantara)	(9/8/19 vs. KC)
Reliever	7.0	Kevin Slowey	6/8/13 at NYM

Season Notables		Player
Most 9.0 IP Games (SP)	7; L. Hernandez (1998); A. Burnett (2002)	
Most 4.0+ IP Games (RP)	3; T. Mathews (1995); B. Moehler (2006); C. Gaudin (2012)	

Career Notables		Player
Most 9.0 IP Games (SP)	13; A.J. Burnett	
Most 4.0+ IP Games (RP)	4; Terry Mathews	

HITS ALLOWED			
Pitcher Type	Hits	Occurrences (last player)	Date (last)
Starter	15	Ricky Nolasco	5/29/11 at LAD
Reliever	12	José Ureña	4/28/17 vs. PIT

Season Notables		Player
Most 10+ Hit Games (SP)	8; Liván Hernández (1998)	
Most 8+ Hit Games (RP)	2; C. Hammond (1996); K. Olsen (2003); T. Cloyd (2018)	

Career Notables		Player
Most 10+ Hit Games (SP)	16; Ricky Nolasco	
Most 8+ Hit Games (RP)	2; C. Hammond; K. Olsen; T. Cloyd	

RUNS ALLOWED			
Pitcher Type	Runs	Occurrences (last player)	Date (last)
Starter	11	Three times (Jeff Locke)	(7/3/17 at STL)
Reliever	10	Twice (Wei-Yin Chen)	(4/9/19 at CIN)

Season Notables		Player
Most 10+ Run Games (SP)	1; 10 times (last, Pablo López, 2019)	
Most 8+ Run Games (RP)	2; Jason Vargas (2006)	

Career Notables		Player
Most 10+ Run Games (SP)	2; Ricky Nolasco	
Most 8+ Run Games (RP)	2; Jason Vargas	

WALKS			
Pitcher Type	Walks	Occurrences (last player)	Date (last)
Starter	9	Twice (A.J. Burnett)	(5/12/01 at SD)
Reliever	5	Five times (Dustin McGowan)	(8/8/16 vs. SF)

Season Notables		Player
Most 6+ BB Games (SP)	5; Al Leiter (1996); Ryan Dempster (1999)	
Most 4+ BB Games (RP)	2; Seven times (last, José Quijada, 2019)	

Career Notables		Player
Most 6+ BB Games (SP)	10; Ryan Dempster; A.J. Burnett	
Most 4+ BB Games (RP)	3; Robb Nen	

WILD PITCHES			
Pitcher Type	WP	Occurrences (last player)	Date (last)
Starter	3	Five times (Jeff Locke)	(6/6/17 at CHC)
Reliever	3	Twice (Andre Rienzo)	(8/3/15 vs. NYM)

Season Notables		Player
Most 2+ WP Games (SP)	4; Charlie Hough (1993)	
Most 2+ WP Games (RP)	1; Many times (last, Ryne Stanek and Tayron Guerrero, 2019)	

Career Notables		Player
Most 2+ WP Games (SP)	6; Charlie Hough	
Most 2+ WP Games (RP)	2; Andrew Miller; Tayron Guerrero; Kyle Barraclough	

STRIKEOUTS			
Pitcher Type	SO	Occurrences (last player)	Date (last)
Starter	16	Ricky Nolasco	9/30/09 at ATL
Reliever	8	Kevin Slowey	6/8/13 at NYM

Season Notables		Player
Most 10+ Strikeout Games (SP)	9; José Fernández (2016)	
Most 5+ Strikeout Games (RP)	2; Seven times (last, Nick Anderson, 2019)	

Career Notables		Player
Most 10+ Strikeout Games (SP)	18; José Fernández	
Most 5+ Strikeout Games (RP)	2; 11 times	

HOME RUNS ALLOWED			
Pitcher Type	HR	Occurrences (last player)	Date (last)
Starter	5	Darren Oliver	4/27/04 at COL
Reliever	4	Wei-Yin Chen	4/9/19 at CIN

Season Notables		Player
Most 3+ HR Games (SP)	3; Jack Armstrong (1993); Tom Koehler (2015)	
Most 2+ HR Games (RP)	3; Wei-Yin Chen (2019); José Quijada (2019)	

Career Notables		Player
Most 3+ HR Games (SP)	7; Ryan Dempster	
Most 2+ HR Games (RP)	4; Jarlín García	

EARNED RUNS ALLOWED			
Pitcher Type	ER	Occurrences (last player)	Date (last)
Starter	11	Twice (Jeff Locke)	(7/3/17 at STL)
Reliever	10	Twice (Wei-Yin Chen)	(4/9/19 at CIN)

Season Notables		Player
Most 10+ ER Games (SP)	1; Eight times (last, Pablo López, 2019)	
Most 8+ ER Games (RP)	1; Six times (last, Wei-Yin Chen, 2019)	

Career Notables		Player
Most 10+ ER Games (SP)	2; Ricky Nolasco	
Most 8+ ER Games (RP)	1; Six times	

HIT BATSMEN			
Pitcher Type	HB	Occurrences (last player)	Date (last)
Starter	3	12 times (Pablo López)	(9/15/19 at ARI)
Reliever	2	15 times (Brett Graves)	(7/3/18 vs. TB)

Season Notables		Player
Most 3 HB Games (SP)	2; Dontrelle Willis (2006)	
Most 2 HB Games (RP)	2; Nate Bump (2003)	

Career Notables		Player
Most 3 HB Games (SP)	2; Dontrelle Willis; José Ureña	
Most 2 HB Games (RP)	2; Nate Bump	

PITCHES THROWN			
Pitcher Type	Pitches	Occurrences (last player)	Date (last)
Starter	153	Liván Hernández	6/14/98 vs. NYM
Reliever	101	Jason Vargas	(7/8/06 at NYM, Gm. 2)

Season Notables		Player
Most 100+ Pitch Games (SP)	29; Dontrelle Willis (2006)	
Most 60+ Pitch Games (RP)	3; Five Times (last, E. Hernandez, M. Gonzalez, T. Cloyd, 2018)	

Career Notables		Player
Most 100+ Pitch Games (SP)	114; Dontrelle Willis	
Most 60+ Pitch Games (RP)	3; Seven Times	

PLAYER LEADERS - CAREER BATTING - BY POSITION

AS PITCHER			AS CATCHER			AS FIRST BASEMAN			AS SECOND BASEMAN		
At-bats.....	349	Ricky Nolasco	At-bats.....	1924	Charles Johnson	At-bats.....	2798	Derrek Lee	At-bats.....	4332	Luis Castillo
Hits.....	76	Dontrelle Willis	Hits.....	519	J.T. Realmuto	Hits.....	742	Derrek Lee	Hits.....	1268	Luis Castillo
AVG (min. 300 PA).....	228	Dontrelle Willis	AVG (min. 750 PA).....	287	Mike Redmond	AVG (min. 750 PA).....	283	Greg Colbrunn	AVG (min. 750 PA).....	309	Dee Gordon
Singles.....	55	Dontrelle Willis	Singles.....	344	J.T. Realmuto	Singles.....	438	Derrek Lee	Singles.....	1077	Luis Castillo
Doubles.....	11	Ricky Nolasco	Doubles.....	111	Charles Johnson	Doubles.....	159	Derrek Lee	Doubles.....	168	Dan Uggla
Triples.....	4	Dontrelle Willis	Triples.....	14	J.T. Realmuto	Triples.....	18	Derrek Lee	Triples.....	42	Luis Castillo
Home Runs.....	8	Dontrelle Willis	Home Runs.....	75	Charles Johnson	Home Runs.....	127	Derrek Lee	Home Runs.....	154	Dan Uggla
Extra-base Hits.....	21	Dontrelle Willis	Extra-base Hits.....	187	Charles Johnson	Extra-base Hits.....	304	Derrek Lee	Extra-base Hits.....	334	Dan Uggla
RBI.....	35	Dontrelle Willis	RBI.....	271	Charles Johnson	RBI.....	414	Derrek Lee	RBI.....	464	Dan Uggla
Runs.....	38	Dontrelle Willis	Runs.....	241	J.T. Realmuto	Runs.....	415	Derrek Lee	Runs.....	671	Luis Castillo
Walks.....	20	Dontrelle Willis	Walks.....	232	Charles Johnson	Walks.....	357	Derrek Lee	Walks.....	532	Luis Castillo
Strikeouts.....	164	Ricky Nolasco	Strikeouts.....	493	Charles Johnson	Strikeouts.....	722	Derrek Lee	Strikeouts.....	758	Dan Uggla
On-base %.....	275	Dontrelle Willis	On-base %.....	352	Mike Redmond	On-base %.....	353	Derrek Lee	On-base %.....	386	Quilvio Veras
Slugging %.....	351	Dontrelle Willis	Slugging %.....	436	J.T. Realmuto	Slugging %.....	489	Mike Jacobs	Slugging %.....	488	Dan Uggla
Steals.....	None	---	Steals.....	30	J.T. Realmuto	Steals.....	51	Derrek Lee	Steals.....	280	Luis Castillo
Sac Hits.....	55	Ricky Nolasco	Sac Hits.....	18	Mike Redmond	Sac Hits.....	5	Gaby Sanchez	Sac Hits.....	65	Luis Castillo
Sac Flies.....	2	H. Alvarez/R. Bones	Sac Flies.....	17	Charles Johnson	Sac Flies.....	21	Derrek Lee	Sac Flies.....	30	Dan Uggla
AS THIRD BASEMAN			AS SHORTSTOP			AS LEFT FIELDER			AS CENTER FIELDER		
At-bats.....	3471	Mike Lowell	At-bats.....	3287	Hanley Ramírez	At-bats.....	2309	Jeff Conine	At-bats.....	1999	Juan Pierre
Hits.....	947	Mike Lowell	Hits.....	1006	Hanley Ramírez	Hits.....	680	Jeff Conine	Hits.....	604	Juan Pierre
AVG (min. 750 PA).....	326	Miguel Cabrera	AVG (min. 750 PA).....	306	Hanley Ramírez	AVG (min. 750 PA).....	299	Cliff Floyd	AVG (min. 750 PA).....	302	Juan Pierre
Singles.....	569	Mike Lowell	Singles.....	637	Hanley Ramírez	Singles.....	467	Jeff Conine	Singles.....	497	Juan Pierre
Doubles.....	234	Mike Lowell	Doubles.....	212	Hanley Ramírez	Doubles.....	141	Cliff Floyd	Doubles.....	108	Preston Wilson
Triples.....	6	Derek Dietrich	Triples.....	31	Adeiny Hechavarria	Triples.....	12	Logan Morrison	Triples.....	32	Juan Pierre
Home Runs.....	141	Mike Lowell	Home Runs.....	133	Hanley Ramírez	Home Runs.....	92	Cliff Floyd	Home Runs.....	95	Preston Wilson
Extra-base Hits.....	378	Mike Lowell	Extra-base Hits.....	369	Hanley Ramírez	Extra-base Hits.....	241	Cliff Floyd	Extra-base Hits.....	213	Preston Wilson
RBI.....	567	Mike Lowell	RBI.....	427	Hanley Ramírez	RBI.....	368	Jeff Conine	RBI.....	315	Preston Wilson
Runs.....	471	Mike Lowell	Runs.....	610	Hanley Ramírez	Runs.....	337	Cliff Floyd	Runs.....	297	Preston Wilson
Walks.....	348	Mike Lowell	Walks.....	365	Hanley Ramírez	Walks.....	248	Jeff Conine	Walks.....	188	Preston Wilson
Strikeouts.....	516	Mike Lowell	Strikeouts.....	667	Alex González	Strikeouts.....	453	Jeff Conine	Strikeouts.....	558	Preston Wilson
On-base %.....	410	Miguel Cabrera	On-base %.....	380	Hanley Ramírez	On-base %.....	372	Cliff Floyd	On-base %.....	370	Christian Yelich
Slugging %.....	556	Miguel Cabrera	Slugging %.....	507	Hanley Ramírez	Slugging %.....	529	Cliff Floyd	Slugging %.....	475	Preston Wilson
Steals.....	39	Emilio Bonifacio	Steals.....	214	Hanley Ramírez	Steals.....	77	Cliff Floyd	Steals.....	166	Juan Pierre
Sac Hits.....	5	Emilio Bonifacio	Sac Hits.....	30	Edgar Renteria	Sac Hits.....	6	Chris Coghlan	Sac Hits.....	40	Juan Pierre
Sac Flies.....	53	Mike Lowell	Sac Flies.....	22	Alex González	Sac Flies.....	30	Jeff Conine	Sac Flies.....	17	Preston Wilson
AS RIGHT FIELDER			AS OUTFIELDER			AS DESIGNATED HITTER			AS PINCH HITTER		
At-bats.....	3497	Giancarlo Stanton	At-bats.....	3497	Giancarlo Stanton	At-bats.....	67	Kevin Millar	At-bats.....	212	Wes Helms
Hits.....	940	Giancarlo Stanton	Hits.....	940	Giancarlo Stanton	Hits.....	19	Jorge Cantu	Hits.....	56	Wes Helms
AVG (min. 750 PA).....	283	Gary Sheffield	AVG (min. 750 PA).....	315	Kevin Millar	AVG (min. 25 PA).....	333	G. Dobbs/G. Stanton	AVG (min. 50 PA).....	318	Ross Gload
Singles.....	469	Giancarlo Stanton	Singles.....	550	Juan Pierre	Singles.....	13	Jorge Cantu	Singles.....	42	Ichiro Suzuki
Doubles.....	198	Giancarlo Stanton	Doubles.....	198	Giancarlo Stanton	Doubles.....	6	Kevin Millar	Doubles.....	13	Wes Helms
Triples.....	19	Mark Kotsay	Triples.....	34	Juan Pierre	Triples.....	1	C. Allen/K. Millar	Triples.....	4	Wes Helms
Home Runs.....	263	Giancarlo Stanton	Home Runs.....	263	Giancarlo Stanton	Home Runs.....	4	Giancarlo Stanton	Home Runs.....	5	Justin Bour
Extra-base Hits.....	471	Giancarlo Stanton	Extra-base Hits.....	471	Giancarlo Stanton	Extra-base Hits.....	9	Kevin Millar	Extra-base Hits.....	21	Wes Helms
RBI.....	657	Giancarlo Stanton	RBI.....	657	Giancarlo Stanton	RBI.....	13	Giancarlo Stanton	RBI.....	38	Wes Helms
Runs.....	568	Giancarlo Stanton	Runs.....	568	Giancarlo Stanton	Runs.....	10	Kevin Millar	Runs.....	22	Wes Helms
Walks.....	476	Giancarlo Stanton	Walks.....	477	Giancarlo Stanton	Walks.....	7	Cliff Floyd	Walks.....	20	Wes Helms
Strikeouts.....	1103	Giancarlo Stanton	Strikeouts.....	1103	Giancarlo Stanton	Strikeouts.....	21	Giancarlo Stanton	Strikeouts.....	65	Wes Helms
On-base %.....	429	Gary Sheffield	On-base %.....	431	Gary Sheffield	On-base %.....	429	Josh Willingham	On-base %.....	478	Austin Kearns
Slugging %.....	557	Giancarlo Stanton	Slugging %.....	562	Kevin Millar	Slugging %.....	630	Giancarlo Stanton	Slugging %.....	536	Justin Bour
Steals.....	60	Gary Sheffield	Steals.....	184	Juan Pierre	Steals.....	2	Cliff Floyd	Steals.....	5	Ichiro Suzuki
Sac Hits.....	10	J. Encarnacion/M. Kotsay	Sac Hits.....	44	Juan Pierre	Sac Hits.....	None	---	Sac Hits.....	3	Three times
Sac Flies.....	18	Giancarlo Stanton	Sac Flies.....	32	Jeff Conine	Sac Flies.....	1	Six times	Sac Flies.....	5	Greg Dobbs

PLAYER LEADERS - CAREER FIELDING - BY POSITION

PITCHER			CATCHER			CATCHER IN-DEPTH			FIRST BASEMAN		
Total Chances.....	230	Dontrelle Willis	Games.....	582	Charles Johnson	Passed balls.....	36	J.T. Realmuto	Games.....	818	Derrek Lee
Putouts.....	86	Ricky Nolasco	Games Started.....	561	Charles Johnson	Passed balls, fewest *.....	9	Jeff Mathis	Games Started.....	751	Derrek Lee
Assists.....	167	Dontrelle Willis	Innings.....	4916.2	Charles Johnson	Caught Stealing.....	204	Charles Johnson	Innings.....	6784.0	Derrek Lee
Errors.....	19	Dontrelle Willis	Total Chances.....	4185	Charles Johnson	Caught Stealing % *.....	43.7	Charles Johnson	Total Chances.....	7015	Derrek Lee
Errors, fewest *.....	1	Three times	Putouts.....	3837	Charles Johnson	Catcher ERA *.....	3.64	Jeff Mathis	Putouts.....	6376	Derrek Lee
Fielding % *.....	985	Braden Looper	Assists.....	329	Charles Johnson				Assists.....	595	Derrek Lee
Double plays.....	16	Ryan Dempster	Errors.....	30	J.T. Realmuto				Errors.....	44	Derrek Lee
Triple plays.....	None	---	Errors, fewest *.....	6	Jeff Mathis				Errors, fewest *.....	8	Jorge Cantu
			Fielding % *.....	996	Jeff Mathis				Fielding % *.....	996	Justin Bour
			Double plays.....	64	Charles Johnson				Double plays.....	676	Derrek Lee
			Triple plays.....	None	---				Triple plays.....	1	Derrek Lee (PO)
SECOND BASEMAN			THIRD BASEMAN			SHORTSTOP			LEFT FIELDER		
Games.....	1114	Luis Castillo	Games.....	939	Mike Lowell	Games.....	880	Alex Gonzalez	Games.....	636	Jeff Conine
Games Started.....	1093	Luis Castillo	Games Started.....	924	Mike Lowell	Games Started.....	860	Alex Gonzalez	Games Started.....	609	Jeff Conine
Innings.....	9564.0	Luis Castillo	Innings.....	8121.0	Mike Lowell	Innings.....	7532.2	Alex Gonzalez	Innings.....	5249.0	Jeff Conine
Total Chances.....	5398	Luis Castillo	Total Chances.....	2495	Mike Lowell	Total Chances.....	3917	Alex Gonzalez	Total Chances.....	1146	Jeff Conine
Putouts.....	2219	Luis Castillo	Putouts.....	726	Mike Lowell	Putouts.....	1380	Alex Gonzalez	Putouts.....	1088	Jeff Conine
Assists.....	3085	Luis Castillo	Assists.....	1708	Mike Lowell	Assists.....	2412	Alex Gonzalez	Assists.....	40	Jeff Conine
Errors.....	94	Luis Castillo	Errors.....	61	Mike Lowell	Errors.....	125	Alex Gonzalez	Errors.....	32	Cliff Floyd
Errors, fewest *.....	13	Donovan Solano	Errors, fewest *.....	25	Wes Helms	Errors, fewest *.....	28	Miguel Rojas	Errors, fewest *.....	6	C. Coghlan/C. Yelich
Fielding % *.....	988	Donovan Solano	Fielding % *.....	976	Mike Lowell	Fielding % *.....	979	Miguel Rojas	Fielding % *.....	992	Christian Yelich
Double plays.....	748	Luis Castillo	Double plays.....	193	Mike Lowell	Double plays.....	608	Alex Gonzalez	Double plays.....	9	Jeff Conine
Triple plays.....	None	---	Triple plays.....	1	Mike Lowell (2 PO, A)	Triple plays.....	None	---	Triple plays.....	None	---
CENTER FIELDER			RIGHT FIELDER			OUTFIELDER					
Games.....	535	Preston Wilson	Games.....	942	Giancarlo Stanton	Games.....	942	Giancarlo Stanton			
Games Started.....	512	Preston Wilson	Games Started.....	937	Giancarlo Stanton	Games Started.....	937	Giancarlo Stanton			
Innings.....	4519.1	Preston Wilson	Innings.....	8259.0	Giancarlo Stanton	Innings.....	8260.0	Giancarlo Stanton			
Total Chances.....	1306	Preston Wilson	Total Chances.....	2094	Giancarlo Stanton	Total Chances.....	2096	Giancarlo Stanton			
Putouts.....	1249	Preston Wilson	Putouts.....	1992	Giancarlo Stanton	Putouts.....	1994	Giancarlo Stanton			
Assists.....	37	Preston Wilson	Assists.....	60	Giancarlo Stanton	Assists.....	60	Giancarlo Stanton			
Errors.....	20	Preston Wilson	Errors.....	42	Giancarlo Stanton	Errors.....	42	Giancarlo Stanton			
Errors, fewest *.....	5	C. Ross/C. Yelich	Errors, fewest *.....	7	Juan Encarnacion	Errors, fewest *.....	1	Ichiro Suzuki			
Fielding % *.....	994	Cody Ross	Fielding % *.....	991	Juan Encarnacion	Fielding % *.....	998	Ichiro Suzuki			
Double plays.....	9	J. Pierre/P. Wilson	Double plays.....	9	M. Kotsay/G. Stanton	Double plays.....	11	M. Kotsay/C. Ross			
Triple plays.....	None	---	Triple plays.....	None	---	Triple plays.....	None	---			

* minimum 200 games

PLAYER LEADERS • SINGLE-SEASON BATTING • BY POSITION

AS PITCHER			AS CATCHER			AS FIRST BASEMAN			AS SECOND BASEMAN		
At-bats.....	86	Dontrelle Willis (2005)	At-bats.....	500	Ivan Rodriguez (2003)	At-bats.....	581	Derrek Lee (2002)	At-bats.....	642	Dee Gordon (2017)
Hits.....	23	Dontrelle Willis (2005)	Hits.....	150	Ivan Rodriguez (2003)	Hits.....	157	Derrek Lee (2001, 2002)	Hits.....	205	Dee Gordon (2015)
AVG (min. 50 PA).....	283	Dontrelle Willis (2007)	AVG (min. 300 PA).....	301	J.T. Realmuto (2016)	AVG (min. 300 PA).....	305	Jorge Cantu (2009)	AVG (min. 300 PA).....	334	Luis Castillo (2000)
Singles.....	18	Dontrelle Willis (2005)	Singles.....	107	J.T. Realmuto (2016)	Singles.....	102	Orestes Destrade (1993)	Singles.....	169	Dee Gordon (2015)
Doubles.....	6	Alex Fernandez (1997)	Doubles.....	35	Ivan Rodriguez (2003)	Doubles.....	41	Carlos Delgado (2005)	Doubles.....	48	Dan Uggla (2007)
Triples.....	3	Dontrelle Willis (2007)	Triples.....	7	J.T. Realmuto (2015)	Triples.....	7	Derrek Lee (2002)	Triples.....	10	Luis Castillo (2001)
Home Runs.....	3	3x (last, J. Johnson, 2009)	Home Runs.....	19	Charles Johnson (1997)	Home Runs.....	32	Carlos Delgado (2005)	Home Runs.....	33	Dan Uggla (2010)
Extra-base Hits.....	6	2x (last, D. Willis, 2007)	Extra-base Hits.....	54	Ivan Rodriguez (2003)	Extra-base Hits.....	76	Carlos Delgado (2005)	Extra-base Hits.....	82	Dan Uggla (2007)
RBI.....	11	Dontrelle Willis (2005)	RBI.....	82	Ivan Rodriguez (2003)	RBI.....	108	Carlos Delgado (2005)	RBI.....	105	Dan Uggla (2010)
Runs.....	13	Dontrelle Willis (2005)	Runs.....	89	Ivan Rodriguez (2003)	Runs.....	95	Derrek Lee (2002)	Runs.....	112	Dan Uggla (2007)
Walks.....	9	Chris Hammond (1993)	Walks.....	60	Charles Johnson (1997)	Walks.....	98	Derrek Lee (2002)	Walks.....	92	Dan Uggla (2009)
Strikeouts.....	46	Sandy Alcantara (2019)	Strikeouts.....	143	Jorge Alfaro (2019)	Strikeouts.....	164	Derrek Lee (2002)	Strikeouts.....	171	Dan Uggla (2008)
On-base %.....	364	Chris Hammond (1995)	On-base %.....	371	Ivan Rodriguez (2003)	On-base %.....	396	Carlos Delgado (2005)	On-base %.....	418	Luis Castillo (2000)
Slugging %.....	500	Dontrelle Willis (2007)	Slugging %.....	478	Ivan Rodriguez (2003)	Slugging %.....	576	Carlos Delgado (2005)	Slugging %.....	515	Dan Uggla (2008)
Steals.....	None	---	Steals.....	11	J.T. Realmuto (2016)	Steals.....	21	Derrek Lee (2003)	Steals.....	62	Luis Castillo (2000)
Sac Hits.....	16	Ryan Dempster (2001)	Sac Hits.....	6	Paul Lo Duca (2004)	Sac Hits.....	3	Twice	Sac Hits.....	18	Luis Castillo (2005)
Sac Flies.....	1	14 times	Sac Flies.....	8	Paul Lo Duca (2005)	Sac Flies.....	8	Kevin Millar (1999)	Sac Flies.....	10	Dan Uggla (2007)
AS THIRD BASEMAN			AS SHORTSTOP			AS LEFT FIELDER			AS CENTER FIELDER		
At-bats.....	611	Casey McGehee (2014)	At-bats.....	642	José Reyes (2012)	At-bats.....	593	Marcell Ozuna (2017)	At-bats.....	678	Juan Pierre (2004)
Hits.....	193	Miguel Cabrera (2006)	Hits.....	209	Hanley Ramírez (2007)	Hits.....	186	Marcell Ozuna (2017)	Hits.....	221	Juan Pierre (2004)
AVG (min. 300 PA).....	338	Miguel Cabrera (2006)	AVG (min. 300 PA).....	342	Hanley Ramírez (2009)	AVG (min. 300 PA).....	327	Kevin Millar (2002)	AVG (min. 300 PA).....	326	Juan Pierre (2004)
Singles.....	142	Casey McGehee (2014)	Singles.....	143	Edgar Renteria (1997)	Singles.....	124	Jeff Conine (1993)	Singles.....	184	Juan Pierre (2004)
Doubles.....	49	Miguel Cabrera (2006)	Doubles.....	47	Hanley Ramírez (2007)	Doubles.....	44	Cliff Floyd (1998, 2001)	Doubles.....	36	White (1996)/Yelich (2017)
Triples.....	5	Derek Dietrich (2017)	Triples.....	12	Jose Reyes (2012)	Triples.....	7	Logan Morrison (2010)	Triples.....	13	Juan Pierre (2005)
Home Runs.....	32	Miguel Cabrera (2007)	Home Runs.....	33	Hanley Ramírez (2008)	Home Runs.....	37	Marcell Ozuna (2017)	Home Runs.....	31	Preston Wilson (2000)
Extra-base Hits.....	77	Miguel Cabrera (2006)	Extra-base Hits.....	81	Hanley Ramírez (2007)	Extra-base Hits.....	78	Cliff Floyd (2001)	Extra-base Hits.....	69	Preston Wilson (2000)
RBI.....	114	Miguel Cabrera (2006)	RBI.....	105	Hanley Ramírez (2009)	RBI.....	119	Marcell Ozuna (2017)	RBI.....	121	Preston Wilson (2000)
Runs.....	111	Miguel Cabrera (2006)	Runs.....	125	Hanley Ramírez (2008)	Runs.....	120	Cliff Floyd (2001)	Runs.....	100	Three times
Walks.....	86	Miguel Cabrera (2006)	Walks.....	91	Hanley Ramírez (2008)	Walks.....	63	Three times	Walks.....	80	Christian Yelich (2017)
Strikeouts.....	124	Miguel Cabrera (2007)	Strikeouts.....	128	Hanley Ramírez (2006)	Strikeouts.....	136	Marcell Ozuna (2017)	Strikeouts.....	185	Preston Wilson (2000)
On-base %.....	431	Miguel Cabrera (2006)	On-base %.....	409	Hanley Ramírez (2009)	On-base %.....	391	Cliff Floyd (2001)	On-base %.....	374	Juan Pierre (2004)
Slugging %.....	567	Miguel Cabrera (2006)	Slugging %.....	557	Hanley Ramírez (2007)	Slugging %.....	584	Cliff Floyd (2001)	Slugging %.....	505	Preston Wilson (1999)
Steals.....	19	Emilio Bonifacio (2009)	Steals.....	51	Hanley Ramírez (2007)	Steals.....	26	Cliff Floyd (1998)	Steals.....	65	Juan Pierre (2003)
Sac Hits.....	4	Emilio Bonifacio (2009)	Sac Hits.....	19	Edgar Renteria (1997)	Sac Hits.....	5	Eric Owens (2002)	Sac Hits.....	15	Juan Pierre (2003, 2004)
Sac Flies.....	11	Mike Lowell (2000, 2002)	Sac Flies.....	6	Three times	Sac Flies.....	9	Floyd (1995)/Conine (2000)	Sac Flies.....	9	Devon White (1996)
AS RIGHT FIELDER			AS OUTFIELDER			AS DESIGNATED HITTER			AS PINCH HITTER		
At-bats.....	600	Juan Encarnacion (2003)	At-bats.....	678	Juan Pierre (2004)	At-bats.....	37	Jorge Cantu (2010)	At-bats.....	100	Ichiro Suzuki (2017)
Hits.....	163	Gary Sheffield (1996)	Hits.....	221	Juan Pierre (2004)	Hits.....	12	Jorge Cantu (2010)	Hits.....	27	Ichiro Suzuki (2017)
AVG (min. 300 PA).....	315	Gary Sheffield (1996)	AVG (min. 300 PA).....	326	Juan Pierre (2004)	AVG (min. 10 PA).....	471	Giancarlo Stanton (2017)	AVG (min. 20 PA).....	370	Greg Dobbs (2011)
Singles.....	101	Mark Kotsay (2000)	Singles.....	184	Juan Pierre (2004)	Singles.....	8	Jorge Cantu (2010)	Singles.....	23	Ichiro Suzuki (2017)
Doubles.....	37	Juan Encarnacion (2003)	Doubles.....	44	Cliff Floyd (1998, 2001)	Doubles.....	3	Logan Morrison (2012)	Doubles.....	6	Jim Eisenreich (1997)
Triples.....	8	Mark Kotsay (1999)	Triples.....	13	Juan Pierre (2005)	Triples.....	1	Allen (2003)/Millar (2000)	Triples.....	3	Wes Helms (2006)
Home Runs.....	57	Giancarlo Stanton (2017)	Home Runs.....	57	Giancarlo Stanton (2017)	Home Runs.....	3	Jorge Cantu (2010)	Home Runs.....	4	Curtis Granderson (2019)
Extra-base Hits.....	88	Giancarlo Stanton (2017)	Extra-base Hits.....	88	Giancarlo Stanton (2017)	Extra-base Hits.....	4	Three times	Extra-base Hits.....	8	Wes Helms (2006)
RBI.....	127	Giancarlo Stanton (2017)	RBI.....	127	Giancarlo Stanton (2017)	RBI.....	7	Millar (2000)/Jacobs (2008)	RBI.....	15	Ross Gload (2009)
Runs.....	118	Twice	Runs.....	120	Cliff Floyd (2001)	Runs.....	6	Jorge Cantu (2010)	Runs.....	14	Ross Gload (2009)
Walks.....	142	Gary Sheffield (1996)	Walks.....	142	Gary Sheffield (1996)	Walks.....	4	Three times	Walks.....	17	Tim Raines (2002)
Strikeouts.....	164	Giancarlo Stanton (2014)	Strikeouts.....	185	Preston Wilson (2000)	Strikeouts.....	8	Kevin Miller (2002)	Strikeouts.....	23	Jason Wood (2007)
On-base %.....	466	Gary Sheffield (1996)	On-base %.....	466	Gary Sheffield (1996)	On-base %.....	563	Cliff Floyd (1999)	On-base %.....	500	Twice
Slugging %.....	628	Giancarlo Stanton (2017)	Slugging %.....	628	Giancarlo Stanton (2017)	Slugging %.....	882	Giancarlo Stanton (2017)	Slugging %.....	850	Derek Dietrich (2016)
Steals.....	19	Juan Encarnacion (2003)	Steals.....	65	Juan Pierre (2003)	Steals.....	1	Five times (four players)	Steals.....	3	Juan Pierre (2013)
Sac Hits.....	6	Mark Kotsay (1998)	Sac Hits.....	15	Juan Pierre (2003, 2004)	Sac Hits.....	None	---	Sac Hits.....	2	Eight times
Sac Flies.....	9	Mark Kotsay (1999)	Sac Flies.....	9	Four times	Sac Flies.....	1	Six times	Sac Flies.....	3	Reed Johnson (2014)

PLAYER LEADERS • SINGLE-SEASON FIELDING • BY POSITION

PITCHER			CATCHER			CATCHER IN-DEPTH			FIRST BASEMAN		
Total Chances	84	Kevin Brown (1996)	Games	138	Ivan Rodriguez (2003)	Passed balls	23	Benito Santiago (1993)	Games	162	Derrek Lee (2002)
Putouts	36	Kevin Brown (1997)	Games Started	134	Ivan Rodriguez (2003)	PB, fewest *	1	Charles Johnson (1997)	Games Started	161	Derrek Lee (2002)
Assists	54	Kevin Brown (1996)	Innings	1144.0	John Buck (2011)	Caught Stealing	56	Charles Johnson (1997)	Innings	1441.1	Derrek Lee (2002)
Errors	5	Five times	Total Chances	1159	J.T. Realmuto (2016)	CS% *	47.6	Charles Johnson (1996)	Total Chances	1445	Derrek Lee (2002)
Errors, fewest ^	0	29 times	Putouts	1069	J.T. Realmuto (2016)	Catcher ERA *	3.56	Charles Johnson (1996)	Putouts	1313	Orestes Destrade (1993)
Fielding % *	0	29 times	Assists	87	J.T. Realmuto (2017)				Assists	121	Derrek Lee (2002)
Double plays	7	Ryan Dempster (2001)	Errors	15	J. Saltaamaccia (2014)				Errors	19	Orestes Destrade (1993)
Triple plays	None	---	Errors, fewest *	0	Charles Johnson (1997)				Errors, fewest *	1	Justin Bour (2017)
		<i>^ minimum 100.0 IP</i>	Fielding % *	1.000	Charles Johnson (1997)				Fielding % *	.999	Justin Bour (2017)
			Double plays	17	Charles Johnson (1997)				Double plays	142	Derrek Lee (2001)
			Triple plays	None	---				Triple plays	1	Derrek Lee (2002, PO)
SECOND BASEMAN			THIRD BASEMAN			SHORTSTOP			LEFT FIELDER		
Games	158	Dan Uggla (2007)	Games	159	Mike Lowell (2002)	Games	160	Jose Reyes (2012)	Games	152	Marcell Ozuna (2017)
Games Started	158	Dan Uggla (2010)	Games Started	159	Mike Lowell (2002)	Games Started	160	Jose Reyes (2012)	Games Started	151	Marcell Ozuna (2017)
Innings	1401.1	Dan Uggla (2009)	Innings	1409.2	Casey McGehee (2014)	Innings	1410.2	Jose Reyes (2012)	Innings	1335.0	Marcell Ozuna (2017)
Total Chances	752	Dan Uggla (2006)	Total Chances	450	Mike Lowell (2002)	Total Chances	695	Hanley Ramirez (2006)	Total Chances	320	Marcell Ozuna (2017)
Putouts	323	Dan Uggla (2007)	Putouts	150	Mike Lowell (2002)	Putouts	258	Hanley Ramirez (2006)	Putouts	305	Marcell Ozuna (2017)
Assists	466	Omar Infante (2011)	Assists	286	Mike Lowell (2002)	Assists	438	Adeiny Hechavarria (2014)	Assists	12	Miguel Cabrera (2005)
Errors	18	Dan Uggla (2010)	Errors	23	Miguel Cabrera (2007)	Errors	27	Alex Gonzalez (1999)	Errors	9	Cliff Floyd (2000)
Errors, fewest *	5	Craig Counsell (1998)	Errors, fewest *	2	Placido Polanco (2013)	Errors, fewest *	9	Adeiny Hechavarria (2015)	Errors, fewest *	1	Christian Yelich (2014)
Fielding % *	.992	Dee Gordon (2015)	Fielding % *	.990	Placido Polanco (2013)	Fielding % *	.984	Adeiny Hechavarria (2015)	Fielding % *	.996	Christian Yelich (2014)
Double plays	112	Dan Uggla (2006)	Double plays	36	Mike Lowell (2002)	Double plays	111	Hanley Ramirez (2006)	Double plays	3	Conine (2003)/Cabrera (2005)
Triple plays	None	---	Triple plays	1	Mike Lowell (2002, 2 PO, A)	Triple plays	None	---	Triple plays	None	---
CENTER FIELDER			RIGHT FIELDER			OUTFIELDER					
Games	162	Juan Pierre (2004)	Games	161	Gary Sheffield (1996)	Games	162	Juan Pierre (2004)	<i>* minimum 100 games</i>		
Games Started	162	Juan Pierre (2004)	Games Started	160	Gary Sheffield (1996)	Games Started	162	Juan Pierre (2004)			
Innings	1439.0	Juan Pierre (2004)	Innings	1355.1	Juan Encarnacion (2003)	Innings	1439.0	Juan Pierre (2004)			
Total Chances	411	Juan Pierre (2003)	Total Chances	336	Juan Encarnacion (2003)	Total Chances	411	Juan Pierre (2003)			
Putouts	402	Juan Pierre (2003)	Putouts	329	Juan Encarnacion (2003)	Putouts	402	Juan Pierre (2003)			
Assists	12	Preston Wilson (2001)	Assists	20	Mark Kotsay (1999)	Assists	20	Mark Kotsay (1998)			
Errors	9	Lewis Brinson (2018)	Errors	9	Jeremy Hermida (2007)	Errors	9	Five times			
Errors, fewest *	0	Cody Ross (2008)	Errors, fewest *	0	Juan Encarnacion (2003)	Errors, fewest *	0	Encarn. (2003)/Suzuki (2015)			
Fielding % *	1.000	Cody Ross (2008)	Fielding % *	1.000	Juan Encarnacion (2003)	Fielding % *	1.000	Encarn. (2003)/Suzuki (2015)			
Double plays	5	Juan Pierre (2003)	Double plays	5	Mark Kotsay (1999)	Double plays	5	Kotsay (1999)/Pierre (2003)			
Triple plays	None	---	Triple plays	None	---	Triple plays	None	---			

* minimum 100 games

MARLINS PLAYER RECORDS - CAREERS, SEASONS, AND GAMES

PLAYER RECORDS - CAREER BATTING AT HOME

HITS		BATTING AVERAGE *		HOME RUNS		RBI		RUNS SCORED		DOUBLES	
Total	Player	Total	Player	Total	Player	Total	Player	Total	Player	Total	Player
629	Luis Castillo	326	Dee Gordon	135	Giancarlo Stanton	364	Giancarlo Stanton	340	Luis Castillo	120	Mike Lowell
553	Hanley Ramirez	315	Miguel Cabrera	82	Hanley Ramirez	304	Mike Lowell	339	Hanley Ramirez	101	Hanley Ramirez
499	Jeff Conine	312	Kevin Millar	78	Dan Uggla	278	Jeff Conine	307	Giancarlo Stanton	97	Giancarlo Stanton
489	Giancarlo Stanton	306	Hanley Ramirez	76	Mike Lowell	265	Hanley Ramirez	254	Dan Uggla	90	Miguel Cabrera
486	Mike Lowell	306	Juan Pierre	66	Miguel Cabrera	260	Miguel Cabrera	241	Mike Lowell	89	Cliff Floyd
TRIPLES		ON-BASE PERCENTAGE *		SLUGGING PERCENTAGE *		STOLEN BASES		WALKS		STRIKEOUTS	
Total	Player	Total	Player	Total	Player	Total	Player	Total	Player	Total	Player
28	Luis Castillo	450	Gary Sheffield	577	Giancarlo Stanton	147	Luis Castillo	280	Luis Castillo	533	Giancarlo Stanton
20	Juan Pierre	394	Miguel Cabrera	562	Gary Sheffield	102	Hanley Ramirez	279	Giancarlo Stanton	385	Dan Uggla
19	Hanley Ramirez	386	Hanley Ramirez	544	Miguel Cabrera	96	Juan Pierre	232	Gary Sheffield	350	Hanley Ramirez
18	Adeiny Hechavarria	384	Giancarlo Stanton	539	Kevin Millar	74	Dee Gordon	218	Hanley Ramirez	349	Derrek Lee
14	Emilio Bonifacio	378	Kevin Millar	520	Hanley Ramirez	64	Chuck Carr	210	Mike Lowell	333	Alex Gonzalez

*Minimum 750 at-bats at home

PLAYER RECORDS - SINGLE-SEASON BATTING AT HOME

HITS			BATTING AVERAGE *			HOME RUNS			RBI			RUNS SCORED			DOUBLES		
Total	Player	Year	Total	Player	Year	Total	Player	Year	Total	Player	Year	Total	Player	Year	Total	Player	Year
111	Hanley Ramirez	2007	372	Luis Castillo	2000	31	Giancarlo Stanton	2017	68	Giancarlo Stanton	2017	66	Cliff Floyd	2001	25	Jorge Cantu	2009
110	Juan Pierre	2004	355	Miguel Cabrera	2006	24	Giancarlo Stanton	2014	67	Giancarlo Stanton	2014	65	Giancarlo Stanton	2017		Cliff Floyd	2001
104	Dee Gordon	2015	345	Hanley Ramirez	2007	22	Marcell Ozuna	2017	64	Miguel Cabrera	2007	64	Hanley Ramirez	2008		Mike Lowell	2001
103	Juan Pierre	2003	344	Marcell Ozuna	2017	21	Dan Uggla	2009		Hanley Ramirez	2009		Gary Sheffield	1996	24	Jorge Cantu	2008
100	Hanley Ramirez	2009	338	Juan Pierre	2004	19	Twice		63	Miguel Ramirez	2006	63	Hanley Ramirez	2007		Cliff Floyd	1998
TRIPLES			ON-BASE PERCENTAGE *			SLUGGING PERCENTAGE *			STOLEN BASES			WALKS			STRIKEOUTS		
Total	Player	Year	Total	Player	Year	Total	Player	Year	Total	Player	Year	Total	Player	Year	Total	Player	Year
9	Hanley Ramirez	2006	471	Luis Castillo	2000	688	Giancarlo Stanton	2017	38	Luis Castillo	2000	79	Gary Sheffield	1996	93	Dan Uggla	2008
7	Adeiny Hechavarria	2014	454	Miguel Cabrera	2006	635	Giancarlo Stanton	2014		Juan Pierre	2003	65	Gary Sheffield	1997	88	Preston Wilson	2000
	Juan Pierre	2005	420	Hanley Ramirez	2007	633	Cliff Floyd	2001	32	Dee Gordon	2015	58	Dan Uggla	2009	84	Dan Uggla	2010
6	Six Times		416	Giancarlo Stanton	2017	616	Miguel Cabrera	2007	28	Three Times		54	Derrek Lee	2002	80	Jorge Alfaro	2019
			416	Giancarlo Stanton	2014	611	Marcell Ozuna	2017					Giancarlo Stanton	2017		Derrek Lee	2002

*Minimum 250 at-bats at home

PLAYER RECORDS - CAREER BATTING ON ROAD

HITS		BATTING AVERAGE *		HOME RUNS		RBI		RUNS SCORED		DOUBLES	
Total	Player	Total	Player	Total	Player	Total	Player	Total	Player	Total	Player
644	Luis Castillo	310	Miguel Cabrera	132	Giancarlo Stanton	308	Giancarlo Stanton	335	Luis Castillo	131	Hanley Ramirez
550	Hanley Ramirez	309	J.T. Realmuto	88	Derrek Lee	275	Jeff Conine	327	Hanley Ramirez	121	Mike Lowell
506	Jeff Conine	303	Cliff Floyd	76	Dan Uggla	274	Mike Lowell	269	Giancarlo Stanton	105	Giancarlo Stanton
479	Mike Lowell	300	Christian Yelich	72	Miguel Cabrera	263	Miguel Cabrera	245	Dan Uggla	103	Jeff Conine
471	Giancarlo Stanton	295	Hanley Ramirez	67	Mike Lowell	240	Derrek Lee	236	Mike Lowell	97	Alex Gonzalez
TRIPLES		ON-BASE PERCENTAGE *		SLUGGING PERCENTAGE *		STOLEN BASES		WALKS		STRIKEOUTS	
Total	Player	Total	Player	Total	Player	Total	Player	Total	Player	Total	Player
14	Luis Castillo	402	Gary Sheffield	539	Miguel Cabrera	134	Luis Castillo	253	Luis Castillo	607	Giancarlo Stanton
	Juan Pierre	382	Miguel Cabrera	533	Giancarlo Stanton	128	Hanley Ramirez	208	Giancarlo Stanton	385	Derrek Lee
13	Adeiny Hechavarria	379	Cliff Floyd	528	Cliff Floyd	94	Juan Pierre	192	Gary Sheffield	375	Dan Uggla
12	J.T. Realmuto	373	Christian Yelich	525	Gary Sheffield	74	Dee Gordon	188	Hanley Ramirez	349	Jeff Conine
11	Alex Gonzalez/Dee Gordon	363	Hanley Ramirez	510	Derrek Lee	53	Emilio Bonifacio	182	Jeff Conine	339	Alex Gonzalez

*Minimum 750 at-bats on road

PLAYER RECORDS - SINGLE-SEASON BATTING ON ROAD

HITS			BATTING AVERAGE *			HOME RUNS			RBI			RUNS SCORED			DOUBLES		
Total	Player	Year	Total	Player	Year	Total	Player	Year	Total	Player	Year	Total	Player	Year	Total	Player	Year
112	Miguel Cabrera	2005	353	Hanley Ramirez	2009	28	Giancarlo Stanton	2017	68	Miguel Cabrera	2005	62	Hanley Ramirez	2007	29	Miguel Cabrera	2006
111	Juan Pierre	2004	352	J.T. Realmuto	2016	23	Gary Sheffield	1996	64	Giancarlo Stanton	2017	61	Hanley Ramirez	2008	28	Hanley Ramirez	2006
103	Martin Prado	2016	348	Chris Coghlan	2009	22	Miguel Cabrera	2005	63	Marcell Ozuna	2017	60	Miguel Cabrera	2005	27	Dan Uggla	2007
102	Dee Gordon	2017	341	Miguel Cabrera	2005	21	Giancarlo Stanton	2012	62	Miguel Cabrera	2004		Dee Gordon	2017	26	Hanley Ramirez	2007
101	Three Times		340	Martin Prado	2016	20	Derrek Lee	2003	60	Twice			Hanley Ramirez	2006	25	Twice	
TRIPLES			ON-BASE PERCENTAGE *			SLUGGING PERCENTAGE *			STOLEN BASES			WALKS			STRIKEOUTS		
Total	Player	Year	Total	Player	Year	Total	Player	Year	Total	Player	Year	Total	Player	Year	Total	Player	Year
6	Juan Pierre	2005	431	Gary Sheffield	1996	625	Miguel Cabrera	2005	36	Juan Pierre	2005	63	Gary Sheffield	1996	99	Preston Wilson	2000
	Juan Pierre	2004	418	Chris Coghlan	2009	601	Gary Sheffield	1996	34	Quilvio Veras	1995	56	Gary Sheffield	1997	94	Marcell Ozuna	2017
	José Reyes	2012	418	Hanley Ramirez	2009	596	Carlos Delgado	2005	32	Dee Gordon	2017	46	Christian Yelich	2017		Giancarlo Stanton	2014
5	Four Times		407	Miguel Cabrera	2006	591	Derrek Lee	2003	30	Chuck Carr	1993	45	Giancarlo Stanton	2014	92	Giancarlo Stanton	2011
			399	J.T. Realmuto	2016	585	Giancarlo Stanton	2017	28	Twice		44	Twice		90	Dan Uggla	2007

*Minimum 250 at-bats on road

MARLINS PLAYER RECORDS - CAREERS, SEASONS, AND GAMES

PLAYER RECORDS - CAREER PITCHING AT HOME

STARTS		RELIEF APPEARANCES		WINS		LOSSES		EARNED RUN AVERAGE *		INNINGS PITCHED	
Total	Player	Total	Player	Total	Player	Total	Player	Total	Player	Total	Player
91	Ricky Nolasco	211	Mike Dunn	33	Dontrelle Willis	36	Ricky Nolasco	1.49	José Fernández	569.2	Ricky Nolasco
84	Dontrelle Willis	193	Braden Looper	32	Ricky Nolasco	31	Dontrelle Willis	2.08	Kevin Brown	525.2	Dontrelle Willis
76	Josh Johnson	170	A.J. Ramos	31	Josh Johnson	30	José Ureña	2.84	Josh Johnson	491.0	Josh Johnson
63	Anibal Sánchez	167	Antonio Alfonseca	29	José Fernández	24	Tom Koehler	3.14	Josh Beckett	422.1	A.J. Burnett
62	A.J. Burnett/Brad Penny	153	Steve Cishek	28	A.J. Burnett		Chris Volstad	3.20	A.J. Burnett	378.1	Anibal Sánchez

WHIP *		STRIKEOUTS - STARTER		STRIKEOUTS - RELIEVER		WALKS		HOME RUNS ALLOWED		SAVES	
Total	Player	Total	Player	Total	Player	Total	Player	Total	Player	Total	Player
0.92	José Fernández	489	Josh Johnson	187	Mike Dunn	190	Ryan Dempster	70	Ricky Nolasco	53	Antonio Alfonseca
1.00	Kevin Brown	463	Ricky Nolasco	186	A.J. Ramos	183	A.J. Burnett	44	Dontrelle Willis	52	Robb Nen
1.17	Josh Johnson	416	Dontrelle Willis	176	Robb Nen	182	Dontrelle Willis	38	Scott Olsen	46	A.J. Ramos
1.18	A.J. Burnett	415	A.J. Burnett	164	Kyle Barraclough	151	Josh Johnson		José Ureña	40	Steve Cishek
1.21	Josh Beckett	350	Anibal Sanchez	157	Steve Cishek		Pat Rapp	37	Tom Koehler/Jesús Sánchez	34	Juan Carlos Oviedo #

- Pitched as Leo Núñez from 2009-11

*Minimum 200.0 IP at home

PLAYER RECORDS - SINGLE-SEASON PITCHING AT HOME

STARTS			RELIEF APPEARANCES			WINS			LOSSES			EARNED RUN AVERAGE *			INNINGS PITCHED		
Total	Player	Year	Total	Player	Year	Total	Player	Year	Total	Player	Year	Total	Player	Year	Total	Player	Year
19	Jack Armstrong	1993	42	Antonio Alfonseca	1999	12	Kevin Brown	1996	13	Jack Armstrong	1993	1.19	José Fernández	2013	138.1	Kevin Brown	1996
	Kevin Brown	1996		Braden Looper	2002		José Fernández	2016	9	José Ureña	2018	1.57	Josh Johnson	2010	127.2	Livan Hernandez	1998
	Scott Olsen	2007	41	Five Times		11	Al Leiter	1996		Chris Volstad	2009	1.60	Henderson Alvarez	2014	127.1	Dontrelle Willis	2005
18	Four Times						Dontrelle Willis	2005		Dontrelle Willis	2007	1.63	José Fernández	2016	125.1	Kevin Brown	1997
						10	Josh Beckett	2005	8	Three Times		1.69	Kevin Brown	1996	118.0	Jack Armstrong	1993

WHIP *			STRIKEOUTS - STARTER			STRIKEOUTS - RELIEVER			WALKS			HOME RUNS ALLOWED			SAVES		
Total	Player	Year	Total	Player	Year	Total	Player	Year	Total	Player	Year	Total	Player	Year	Total	Player	Year
0.86	José Fernández	2013	154	José Fernández	2016	67	Kyle Barraclough	2016	62	Al Leiter	1996	20	Livan Hernandez	1998	24	Bryan Harvey	1993
0.87	Kevin Brown	1996	127	Josh Johnson	2010	58	Robb Nen	1996	51	Ryan Dempster	2001	17	Jack Armstrong	1993	23	Antonio Alfonseca	2000
0.94	Brad Penny	2001	115	Al Leiter	1996	55	Vic Darenbourg	1998		Pat Rapp	1996		Jesús Sánchez	2000		Armando Benitez	2004
0.95	José Fernández	2016	110	A.J. Burnett	2002	53	Drew Steckenrider	2018	49	Three Times			Chris Volstad	2009		Todd Jones	2005
0.96	Josh Johnson	2010	109	Kevin Brown	1997	52	Kevin Gregg	2007				15	Three Times		19	Robb Nen	1996

*Minimum 81.0 IP at home

PLAYER RECORDS - CAREER PITCHING ON ROAD

STARTS		RELIEF APPEARANCES		WINS		LOSSES		EARNED RUN AVERAGE *		INNINGS PITCHED	
Total	Player	Total	Player	Total	Player	Total	Player	Total	Player	Total	Player
106	Ricky Nolasco	194	Mike Dunn	49	Ricky Nolasco	36	Ricky Nolasco	2.57	Kevin Brown	656.0	Ricky Nolasco
78	Dontrelle Willis	175	Braden Looper	35	Dontrelle Willis	33	A.J. Burnett	3.51	Josh Johnson	497.0	Dontrelle Willis
72	Tom Koehler	155	A.J. Ramos	25	Josh Johnson	31	Ryan Dempster	3.71	Dontrelle Willis	433.2	Brad Penny
	Brad Penny	140	Antonio Alfonseca	24	Brad Penny	29	Tom Koehler	3.83	Josh Beckett	431.1	A.J. Burnett
69	A.J. Burnett/Anibal Sánchez	131	Steve Cishek	23	Anibal Sánchez	28	Brad Penny	3.92	Anibal Sánchez	425.2	Josh Johnson

WHIP *		STRIKEOUTS - STARTER		STRIKEOUTS - RELIEVER		WALKS		HOME RUNS ALLOWED		SAVES	
Total	Player	Total	Player	Total	Player	Total	Player	Total	Player	Total	Player
1.15	Kevin Brown	518	Ricky Nolasco	193	A.J. Ramos	205	Ryan Dempster	77	Ricky Nolasco	58	Juan Carlos Oviedo #
1.24	Carl Pavano	341	Dontrelle Willis	170	Mike Dunn	194	A.J. Burnett	56	Tom Koehler	56	Robb Nen
1.27	Josh Beckett	330	Josh Johnson	155	Steve Cishek	175	Pat Rapp	55	Ryan Dempster	54	Steve Cishek
1.27	Ricky Nolasco	326	A.J. Burnett	144	Robb Nen	170	Tom Koehler	52	Brad Penny	49	Antonio Alfonseca
1.28	José Ureña	321	Anibal Sanchez	115	Kyle Barraclough	162	Dontrelle Willis	50	Dontrelle Willis	46	A.J. Ramos

- Pitched as Leo Núñez from 2009-11

*Minimum 200.0 IP on road

PLAYER RECORDS - SINGLE-SEASON PITCHING ON ROAD

STARTS			RELIEF APPEARANCES			WINS			LOSSES			EARNED RUN AVERAGE *			INNINGS PITCHED		
Total	Player	Year	Total	Player	Year	Total	Player	Year	Total	Player	Year	Total	Player	Year	Total	Player	Year
19	A.J. Burnett	2005	38	Mike Dunn	2014	12	Carl Pavano	2004	10	Charlie Hough	1993	2.19	Kevin Brown	1996	128.1	Alex Fernandez	1997
	Ryan Dempster	2001		Vladimir Nunez	2002	11	Dontrelle Willis	2005	9	Six Times		2.56	Dontrelle Willis	2005	124.1	Ricky Nolasco	2008
	Ricky Nolasco	2008	37	Five Times		10	Alex Fernandez	1997				2.83	Carl Pavano	2004	122.0	Ryan Dempster	2001
18	Four Times						Ricky Nolasco	2010				2.89	Kevin Brown	1997	121.0	Carl Pavano	2004
						9	Twice					3.02	Alex Fernandez	1997	120.2	A.J. Burnett	2005

WHIP *			STRIKEOUTS - STARTER			STRIKEOUTS - RELIEVER			WALKS			HOME RUNS ALLOWED			SAVES		
Total	Player	Year	Total	Player	Year	Total	Player	Year	Total	Player	Year	Total	Player	Year	Total	Player	Year
1.05	Kevin Brown	1996	114	Ricky Nolasco	2009	48	A.J. Ramos	2016	61	Ryan Dempster	2001	23	Caleb Smith	2019	25	Juan Carlos Oviedo	2011
1.08	Javier Vazquez	2011	106	Ryan Dempster	2000	46	Kyle Barraclough	2016	57	Al Leiter	1996	19	Brian Meadows	1999	24	Armando Benitez	2004
1.08	Dontrelle Willis	2005		Alex Fernandez	1997	45	A.J. Ramos	2013	56	Livan Hernandez	1998		Dan Strally	2017		Steve Cishek	2014
1.09	Scott Olsen	2006		Ricky Nolasco	2008	42	Robb Nen	1997	55	Jesús Sánchez	1998	18	Scott Olsen	2008	22	Antonio Alfonseca	2000
1.09	Carl Pavano	2004	99	José Fernández	2016	40	Steve Cishek	2014	52	Al Leiter	1997	17	Livan Hernandez	1998		A.J. Ramos	2016

- Pitched as Leo Núñez from 2009-11

*Minimum 81.0 IP on road

MARLINS PLAYER RECORDS - CAREERS, SEASONS, AND GAMES

PLAYER RECORDS - SINGLE-SEASON BATTING IN MARCH/APRIL

HITS			BATTING AVERAGE *			HOME RUNS			RBI			RUNS SCORED			DOUBLES		
Total	Player	Year	Total	Player	Year	Total	Player	Year	Total	Player	Year	Total	Player	Year	Total	Player	Year
40	Mike Lowell	2002	409	Dee Gordon	2015	11	Gary Sheffield	1996	31	Giancarlo Stanton	2014	26	Hanley Ramirez	2007	15	Mike Lowell	2002
38	Dee Gordon	2015	397	Martin Prado	2016	10	Cliff Floyd	2002	30	Moises Alou	1997	24	Cliff Floyd	2001	12	Mike Lowell	2001
36	Hanley Ramirez	2008	385	Mike Lowell	2002		Gary Sheffield	1994	24	Mike Lowell	2001	23	Cliff Floyd	1998	10	Jorge Cantu	2008
35	Luis Castillo	2003	365	Jorge Cantu	2009	9	Three Times			Mike Lowell	2000		Cliff Floyd	2002	9	Mike Lowell	2000
	Juan Pierre	2003	364	Hanley Ramirez	2007				23	Four Times			Hanley Ramirez	2008		Kevin Orte	1999
EXTRA-BASE HITS			ON-BASE PERCENTAGE *			SLUGGING PERCENTAGE *			STOLEN BASES			WALKS			STRIKEOUTS		
Total	Player	Year	Total	Player	Year	Total	Player	Year	Total	Player	Year	Total	Player	Year	Total	Player	Year
20	Mike Lowell	2002	500	Luis Castillo	2000	800	Charles Johnson	2001	11	Luis Castillo	1997	29	Gary Sheffield	1997	40	Preston Wilson	2000
17	Charles Johnson	2001	471	Christian Yelich	2016	778	Jorge Cantu	2009	10	Chuck Carr	1993	20	Cliff Floyd	1998	37	Lewis Brinson	2018
	Mike Lowell	2003	462	Cliff Floyd	2002	768	Gary Sheffield	1994		Derrek Lee	2003		Gary Sheffield	1996	35	Giancarlo Stanton	2014
16	Gary Sheffield	1994	462	Hanley Ramirez	2007	744	Moises Alou	1997		Juan Pierre	2003	19	Craig Counsell	1998	34	Derrek Lee	2002
	Giancarlo Stanton	2014	459	Gary Sheffield	1997	738	Hee-seop Choi	2004	9	Four Times			Cliff Floyd	2002	33	Garrett Jones	2014

PLAYER RECORDS - SINGLE-SEASON BATTING IN APRIL

HITS			BATTING AVERAGE *			HOME RUNS			RBI			RUNS SCORED			DOUBLES		
Total	Player	Year	Total	Player	Year	Total	Player	Year	Total	Player	Year	Total	Player	Year	Total	Player	Year
40	Mike Lowell	2002	409	Dee Gordon	2015	11	Gary Sheffield	1996	30	Moises Alou	1997	26	Hanley Ramirez	2007	15	Mike Lowell	2002
38	Dee Gordon	2015	397	Martin Prado	2016	10	Cliff Floyd	2002	29	Giancarlo Stanton	2014	24	Cliff Floyd	2001	12	Mike Lowell	2001
36	Hanley Ramirez	2008	385	Mike Lowell	2002		Gary Sheffield	1994	24	Mike Lowell	2001	23	Cliff Floyd	2002	10	Jorge Cantu	2008
35	Luis Castillo	2003	365	Jorge Cantu	2009	9	Three Times			Mike Lowell	2000	22	Hanley Ramirez	2008	9	Mike Lowell	2000
33	Juan Pierre	2003	364	Hanley Ramirez	2007				23	Four Times			Gary Sheffield	1994		Kevin Orte	1999
EXTRA-BASE HITS			ON-BASE PERCENTAGE *			SLUGGING PERCENTAGE *			STOLEN BASES			WALKS			STRIKEOUTS		
Total	Player	Year	Total	Player	Year	Total	Player	Year	Total	Player	Year	Total	Player	Year	Total	Player	Year
20	Mike Lowell	2002	500	Luis Castillo	2000	800	Charles Johnson	2001	11	Luis Castillo	1997	29	Gary Sheffield	1997	40	Preston Wilson	2000
17	Charles Johnson	2001	471	Christian Yelich	2016	778	Jorge Cantu	2009	10	Chuck Carr	1993	20	Gary Sheffield	1996	34	Derrek Lee	2002
	Mike Lowell	2003	462	Cliff Floyd	2002	768	Gary Sheffield	1994		Derrek Lee	2003	19	Craig Counsell	1998		Giancarlo Stanton	2014
16	Gary Sheffield	1994	462	Hanley Ramirez	2007	744	Moises Alou	1997	9	Four Times			Cliff Floyd	1998	33	Lewis Brinson	2018
	Five Times		459	Gary Sheffield	1997	738	Hee-seop Choi	2004					Cliff Floyd	2002	32	Curtis Granderson	2019

PLAYER RECORDS - SINGLE-SEASON BATTING IN MAY

HITS			BATTING AVERAGE *			HOME RUNS			RBI			RUNS SCORED			DOUBLES		
Total	Player	Year	Total	Player	Year	Total	Player	Year	Total	Player	Year	Total	Player	Year	Total	Player	Year
46	Marcell Ozuna	2016	411	Marcell Ozuna	2016	12	Giancarlo Stanton	2012	30	Miguel Cabrera	2006	28	Dan Uggla	2008	16	Bobby Bonilla	1997
42	Miguel Cabrera	2006	382	Bobby Bonilla	1997		Dan Uggla	2008		Giancarlo Stanton	2012	27	Dan Uggla	2006	14	Miguel Cabrera	2006
	Dan Uggla	2006	378	Miguel Cabrera	2006	11	Justin Bour	2017	27	Preston Wilson	2000	25	Marcell Ozuna	2016		Todd Hollandsworth	2003
41	Luis Castillo	2002	376	Luis Castillo	2002	10	Cody Ross	2008	26	Dan Uggla	2008	24	Hanley Ramirez	2006	13	Three Times	
40	Dee Gordon	2015	373	Mike Lowell	2004	9	Four Times		25	Twice			Dan Uggla	2007			
EXTRA-BASE HITS			ON-BASE PERCENTAGE *			SLUGGING PERCENTAGE *			STOLEN BASES			WALKS			STRIKEOUTS		
Total	Player	Year	Total	Player	Year	Total	Player	Year	Total	Player	Year	Total	Player	Year	Total	Player	Year
23	Dan Uggla	2008	508	Gary Sheffield	1995	880	Cody Ross	2008	19	Luis Castillo	2000	29	Gary Sheffield	1995	40	Giancarlo Stanton	2015
22	Giancarlo Stanton	2012	479	Giancarlo Stanton	2014	827	Dan Uggla	2008	13	Quilvio Veras	1995	23	Justin Bour	2018	34	Preston Wilson	2002
21	Mike Lowell	2004	458	Mike Lowell	2004	769	Giancarlo Stanton	2012	12	Seven Times		21	Gary Sheffield	1996		Preston Wilson	2000
	Dan Uggla	2007	455	Luis Castillo	2000	729	Justin Bour	2017					Giancarlo Stanton	2014	33	Dan Uggla	2008
19	Three Times		450	Marcell Ozuna	2016	725	Mike Lowell	2004				20	Twice			Dan Uggla	2010

PLAYER RECORDS - SINGLE-SEASON BATTING IN JUNE

HITS			BATTING AVERAGE *			HOME RUNS			RBI			RUNS SCORED			DOUBLES		
Total	Player	Year	Total	Player	Year	Total	Player	Year	Total	Player	Year	Total	Player	Year	Total	Player	Year
40	Chris Coghlan	2010	408	Miguel Olivo	2006	12	Giancarlo Stanton	2015	33	Hanley Ramirez	2009	30	Chris Coghlan	2010	15	Chris Coghlan	2010
	Hanley Ramirez	2009	400	Justin Ruggiano	2012	10	Hanley Ramirez	2008	26	Cliff Floyd	2001	27	Hanley Ramirez	2008	12	Miguel Rojas	2019
39	Greg Colbrunn	1996	383	Mark Kotsay	2000	9	Jeff Conine	1995	25	Bruce Aven	1999	23	Luis Castillo	2003	11	Four Times	
	Jeff Conine	1996	382	Greg Colbrunn	1994		Mike Lowell	2003		Mike Lowell	2003		Giancarlo Stanton	2017			
	Gaby Sanchez	2010	377	Chris Coghlan	2010	8	Twice			Hanley Ramirez	2010	22	Five Times				
EXTRA-BASE HITS			ON-BASE PERCENTAGE *			SLUGGING PERCENTAGE *			STOLEN BASES			WALKS			STRIKEOUTS		
Total	Player	Year	Total	Player	Year	Total	Player	Year	Total	Player	Year	Total	Player	Year	Total	Player	Year
20	Chris Coghlan	2010	478	Gary Sheffield	1996	800	Giancarlo Stanton	2015	16	Juan Pierre	2003	28	Gary Sheffield	1996	39	Marcell Ozuna	2014
17	Cliff Floyd	2001	475	Justin Ruggiano	2012	740	Justin Ruggiano	2012	13	Dee Gordon	2017	27	Gary Sheffield	1997	35	Preston Wilson	2000
	Hanley Ramirez	2008	463	Chris Coghlan	2010	706	Dan Uggla	2006	11	Luis Castillo	2000	19	Cliff Floyd	2002	34	Giancarlo Stanton	2011
	Giancarlo Stanton	2015	451	Gary Sheffield	1997	681	Derrek Lee	2002	9	Juan Pierre	2005	18	Justin Bour	2018	33	Giancarlo Stanton	2014
16	Four Times		450	Ichiro Suzuki	2016	670	Jeff Conine	1995		Hanley Ramirez	2010		Derrek Lee	2003		Dan Uggla	2007

PLAYER RECORDS - SINGLE-SEASON BATTING IN JULY

HITS			BATTING AVERAGE *			HOME RUNS			RBI			RUNS SCORED			DOUBLES		
Total	Player	Year	Total	Player	Year	Total	Player	Year	Total	Player	Year	Total	Player	Year	Total	Player	Year
39	Luis Castillo	2000	431	Preston Wilson	1999	12	Giancarlo Stanton	2017	27	Marcell Ozuna	2017	27	Emilio Bonifacio	2011	13	Hanley Ramirez	2007
	Juan Pierre	2004	424	Hanley Ramirez	2007	8	Miguel Cabrera	2007	26	Kevin Millar	1999	25	Giancarlo Stanton	2017	11	Mike Jacobs	2006
38	Four Times		381	Gary Sheffield	1996		Giancarlo Stanton	2011		Logan Morrison	2011	24	Dee Gordon	2017		Marcell Ozuna	2017
			380	Emilio Bonifacio	2011		Dan Uggla	2010	24	Gary Sheffield	1994	23	Cliff Floyd	2001		Christian Yelich	2017
			376	Ivan Rodriguez	2003	7	Eight Times		23	Twice		22	Gary Sheffield	1996	10	Three Times	
EXTRA-BASE HITS			ON-BASE PERCENTAGE *			SLUGGING PERCENTAGE *			STOLEN BASES			WALKS			STRIKEOUTS		
Total	Player	Year	Total	Player	Year	Total	Player	Year	Total	Player	Year	Total	Player	Year	Total	Player	Year
20	Hanley Ramirez	2007	479	Gary Sheffield	1996	812	Hanley Ramirez	2007	17	Juan Pierre	2005	27	Giancarlo Stanton	2013	34	Giancarlo Stanton	2014
18	Miguel Cabrera	2005	476	Preston Wilson	1999	731	Giancarlo Stanton	2017	16	Emilio Bonifacio	2011	21	Quilvio Veras	1996	32	Garrett Cooper	2019
	Giancarlo Stanton	2017	472	Dave Magadan	1994	730	Cliff Floyd	2001	14	Juan Pierre	2003	19	Giancarlo Stanton	2017	31	Justin Bour	2018
17	Cliff Floyd	2001	466	Emilio Bonifacio	2011	710	Charles Johnson	1997	13	Luis Castillo	1999	17	Five Times			Dan Uggla	2007
	Giancarlo Stanton	2010	451	Hanley Ramirez	2007	696	Miguel Cabrera	2005	12	Cliff Floyd	1998				30	Five Times	

*Minimum 50 PA

MARLINS PLAYER RECORDS - CAREERS, SEASONS, AND GAMES

PLAYER RECORDS - SINGLE-SEASON BATTING IN AUGUST

HITS			BATTING AVERAGE *			HOME RUNS			RBI			RUNS SCORED			DOUBLES		
Total	Player	Year	Total	Player	Year	Total	Player	Year	Total	Player	Year	Total	Player	Year	Total	Player	Year
47	Chris Coghlan	2009	395	Hanley Ramirez	2009	18	Giancarlo Stanton	2017	37	Giancarlo Stanton	2017	28	Giancarlo Stanton	2017	13	Derrek Lee	2001
45	Luis Castillo	1999	385	Chris Coghlan	2009	10	Giancarlo Stanton	2012	32	Miguel Cabrera	2006	26	Dee Gordon	2017	12	Mike Lowell	2000
	Hanley Ramirez	2009	382	Omar Infante	2011	9	Gary Sheffield	1996	30	Gary Sheffield	1996	25	Hanley Ramirez	2010	11	Miguel Cabrera	2006
40	Terry Pendleton	1995	379	Miguel Cabrera	2006	8	Orestes Destrade	1993	28	Starlin Castro	2019	24	Hanley Ramirez	2007		Alex Gonzalez	2005
39	Three Times		375	Twice			Giancarlo Stanton	2014	25	Giancarlo Stanton	2014	23	Three Times		10	Three Times	
EXTRA-BASE HITS			ON-BASE PERCENTAGE *			SLUGGING PERCENTAGE *			STOLEN BASES			WALKS			STRIKEOUTS		
Total	Player	Year	Total	Player	Year	Total	Player	Year	Total	Player	Year	Total	Player	Year	Total	Player	Year
24	Giancarlo Stanton	2017	500	Nick Johnson	2009	.899	Giancarlo Stanton	2017	16	Luis Castillo	1999	28	Gary Sheffield	1997	36	Giancarlo Stanton	2014
19	Miguel Cabrera	2006	449	Chris Coghlan	2009	.759	Giancarlo Stanton	2012	14	Hanley Ramirez	2007	25	Gary Sheffield	1996	35	Preston Wilson	2000
17	Derrek Lee	2001	448	Hanley Ramirez	2009	.709	Miguel Cabrera	2006	13	Hanley Ramirez	2006		Giancarlo Stanton	2014	34	Giancarlo Stanton	2013
	Gary Sheffield	1996	447	Hanley Ramirez	2008	.653	Gary Sheffield	1996		Quilvio Veras	1995	23	Derrek Lee	2002	33	Jorge Alfaro	2019
	Giancarlo Stanton	2012	444	Craig Counsell	1997	.649	Greg Colbrunn	1996	11	Three Times			Hanley Ramirez	2008	31	Three Times	

PLAYER RECORDS - SINGLE-SEASON BATTING IN SEPTEMBER

HITS			BATTING AVERAGE *			HOME RUNS			RBI			RUNS SCORED			DOUBLES		
Total	Player	Year	Total	Player	Year	Total	Player	Year	Total	Player	Year	Total	Player	Year	Total	Player	Year
47	Chris Coghlan	2009	395	Martin Prado	2015	10	Gary Sheffield	1995	27	Gary Sheffield	1995	24	Hanley Ramirez	2008	17	Kevin Millar	2002
43	Juan Pierre	2004	383	Wes Helms	2006	9	Justin Bour	2015	26	Miguel Cabrera	2007	22	Five Times		14	Hanley Ramirez	2006
	Hanley Ramirez	2006	382	Chris Coghlan	2009		Preston Wilson	2000	25	Justin Bour	2015				12	Christian Yelich	2015
41	Three Times		381	Cody Ross	2007	8	Four Times			Jorge Cantu	2009				10	Three Times	
			380	Kevin Millar	2002				24	Jeff Conine	1995						
EXTRA-BASE HITS			ON-BASE PERCENTAGE *			SLUGGING PERCENTAGE *			STOLEN BASES			WALKS			STRIKEOUTS		
Total	Player	Year	Total	Player	Year	Total	Player	Year	Total	Player	Year	Total	Player	Year	Total	Player	Year
21	Hanley Ramirez	2006	556	Gary Sheffield	1996	.800	Gary Sheffield	1995	16	Chuck Carr	1993	31	Gary Sheffield	1996	37	Giancarlo Stanton	2013
19	Kevin Millar	2002	484	Gary Sheffield	1995	.762	Cody Ross	2007	14	Dee Gordon	2016	20	Logan Morrison	2010	36	Preston Wilson	1999
18	Starlin Castro	2019	469	Carlos Delgado	2005	.707	Carlos Delgado	2005	12	Dee Gordon	2017		Gary Sheffield	1995	35	Dan Uggla	2009
17	Carlos Delgado	2005	469	Charles Johnson	1995	.681	Kevin Millar	2001		Quilvio Veras	1995	19	Derrek Lee	2002	32	Dan Uggla	2008
16	Twice		457	Quilvio Veras	1995	.667	Wes Helms	2006	11	Twice			Walt Weiss	1993	31	Twice	

PLAYER RECORDS - SINGLE-SEASON BATTING IN SEPTEMBER/OCTOBER

HITS			BATTING AVERAGE *			HOME RUNS			RBI			RUNS SCORED			DOUBLES		
Total	Player	Year	Total	Player	Year	Total	Player	Year	Total	Player	Year	Total	Player	Year	Total	Player	Year
53	Chris Coghlan	2009	391	Wes Helms	2006	10	Gary Sheffield	1995	29	Jorge Cantu	2009	27	Chris Coghlan	2009	17	Kevin Millar	2002
49	Juan Pierre	2004	390	Chris Coghlan	2009	9	Justin Bour	2015	27	Justin Bour	2015	25	Christian Yelich	2015	14	Hanley Ramirez	2006
44	Dee Gordon	2015	381	Cody Ross	2007		Preston Wilson	2000		Gary Sheffield	1995	24	Dee Gordon	2015		Christian Yelich	2015
	Christian Yelich	2015	380	Kevin Millar	2002	8	Six Times		26	Miguel Cabrera	2007		Logan Morrison	2010	13	Chris Coghlan	2009
43	Hanley Ramirez	2006	367	Christian Yelich	2015				25	Twice			Hanley Ramirez	2008	10	Five Times	
EXTRA-BASE HITS			ON-BASE PERCENTAGE *			SLUGGING PERCENTAGE *			STOLEN BASES			WALKS			STRIKEOUTS		
Total	Player	Year	Total	Player	Year	Total	Player	Year	Total	Player	Year	Total	Player	Year	Total	Player	Year
21	Hanley Ramirez	2006	556	Gary Sheffield	1996	.800	Gary Sheffield	1995	18	Chuck Carr	1993	31	Gary Sheffield	1996	43	Preston Wilson	1999
19	Kevin Millar	2002	484	Gary Sheffield	1995	.762	Cody Ross	2007	15	Dee Gordon	2016	21	Nick Johnson	2009	37	Giancarlo Stanton	2013
18	Starlin Castro	2019	469	Charles Johnson	1995	.693	Preston Wilson	2000	13	Dee Gordon	2015		Walt Weiss	1993		Dan Uggla	2009
17	Three Times		462	Nick Johnson	2009	.680	Carlos Delgado	2005	12	Dee Gordon	2017	20	Logan Morrison	2010	34	Giancarlo Stanton	2010
			458	Carlos Delgado	2005	.672	Wes Helms	2006		Quilvio Veras	1995		Gary Sheffield	1995		Giancarlo Stanton	2012

*Minimum 50 PA

PLAYER RECORDS - SINGLE-SEASON BATTING IN FIRST HALF *

HITS			BATTING AVERAGE ^			HOME RUNS			RBI			RUNS SCORED			DOUBLES		
Total	Player	Year	Total	Player	Year	Total	Player	Year	Total	Player	Year	Total	Player	Year	Total	Player	Year
122	Dee Gordon	2015	369	Luis Castillo	2000	28	Mike Lowell	2003	76	Mike Lowell	2003	80	Hanley Ramirez	2008	32	Dan Uggla	2007
117	Juan Pierre	2003	349	Hanley Ramirez	2009	27	Giancarlo Stanton	2015	70	Cliff Floyd	2001	73	Cliff Floyd	2001	31	Mike Lowell	2002
	Hanley Ramirez	2007	342	Cliff Floyd	2001	26	Giancarlo Stanton	2017		Marcell Ozuna	2017	70	Hanley Ramirez	2007		Four Times	
116	Hanley Ramirez	2008	341	Luis Castillo	2002	25	Gary Sheffield	1996	67	Giancarlo Stanton	2015	69	Hanley Ramirez	2006			
115	Twice		338	Dee Gordon	2015	23	Three Times			Preston Wilson	2000	67	Dan Uggla	2007			
EXTRA-BASE HITS			ON-BASE PERCENTAGE ^			SLUGGING PERCENTAGE ^			STOLEN BASES			WALKS			STRIKEOUTS		
Total	Player	Year	Total	Player	Year	Total	Player	Year	Total	Player	Year	Total	Player	Year	Total	Player	Year
53	Mike Lowell	2003	468	Luis Castillo	2000	.623	Cliff Floyd	2001	44	Juan Pierre	2003	72	Gary Sheffield	1996	117	Preston Wilson	2000
51	Dan Uggla	2007	441	Gary Sheffield	1996	.614	Gary Sheffield	1996	36	Luis Castillo	2000	71	Gary Sheffield	1997	107	Giancarlo Stanton	2016
49	Dan Uggla	2008	436	Gary Sheffield	1997	.606	Giancarlo Stanton	2015	33	Dee Gordon	2015	62	Justin Bour	2018	105	Giancarlo Stanton	2014
47	Mike Lowell	2004	432	Miguel Cabrera	2006	.605	Dan Uggla	2008	32	Dee Gordon	2017	58	Cliff Floyd	2002	99	Marcell Ozuna	2014
46	Hanley Ramirez	2008	426	Luis Castillo	2005	.586	Mike Lowell	2003	29	Luis Castillo	2002	56	Giancarlo Stanton	2014	96	Four Times	

PLAYER RECORDS - SINGLE-SEASON BATTING IN SECOND HALF *

HITS			BATTING AVERAGE ^			HOME RUNS			RBI			RUNS SCORED			DOUBLES		
Total	Player	Year	Total	Player	Year	Total	Player	Year	Total	Player	Year	Total	Player	Year	Total	Player	Year
113	Chris Coghlan	2009	372	Chris Coghlan	2009	33	Giancarlo Stanton	2017	74	Giancarlo Stanton	2017	63	Giancarlo Stanton	2017	27	Hanley Ramirez	2006
	Juan Pierre	2004	359	Juan Pierre	2004	18	Giancarlo Stanton	2012	58	Miguel Cabrera	2007	61	Dee Gordon	2017	25	Miguel Cabrera	2006
101	Edgar Renteria	1996	343	Miguel Cabrera	2006	17	Gary Sheffield	1996		Gary Sheffield	1996	57	Gary Sheffield	1996		Hanley Ramirez	2007
99	Dee Gordon	2017	342	Christian Yelich	2015		Giancarlo Stanton	2010	57	Jeff Conine	1995	55	Hanley Ramirez	2007	24	Kevin Millar	2002
96	Hanley Ramirez	2006	340	Jeremy Hermida	2007		Dan Uggla	2010	54	Three Times		54	Three Times		23	Jeremy Hermida	2007
EXTRA-BASE HITS			ON-BASE PERCENTAGE ^			SLUGGING PERCENTAGE ^			STOLEN BASES			WALKS			STRIKEOUTS		
Total	Player	Year	Total	Player	Year	Total	Player	Year	Total	Player	Year	Total	Player	Year	Total	Player	Year
47	Giancarlo Stanton	2017	495	Gary Sheffield	1996	.702	Giancarlo Stanton	2017	33	Luis Castillo	1999	70	Gary Sheffield	1996	81	Giancarlo Stanton	2013
44	Hanley Ramirez	2006	428	Miguel Cabrera	2006	.649	Carlos Delgado	2005		Juan Pierre	2005	52	Derrek Lee	2002	79	Giancarlo Stanton	2010
42	Hanley Ramirez	2007	423	Chris Coghlan	2009	.638	Gary Sheffield	1996	30	Chuck Carr	1993	50	Gary Sheffield	1997	78	Derrek Lee	2002
38	Starlin Castro	2019	421	Carlos Delgado	2005	.591	Preston Wilson	2001	29	Quilvio Veras	1995	47	Hanley Ramirez	2008	77	Preston Wilson	1999
37	Miguel Cabrera	2006	414	Hanley Ramirez	2008	.591	Hanley Ramirez	2007	28	Dee Gordon	2017	46	Giancarlo Stanton	2017	75	Twice	

*Pre/Post All-Star Game

^ Minimum 250 PA

MARLINS PLAYER RECORDS - CAREERS, SEASONS, AND GAMES

PLAYER RECORDS - SINGLE-SEASON PITCHING IN MARCH/APRIL

WINS			LOSSES			EARNED RUN AVERAGE *			INNINGS PITCHED			WHIP *			RELIEF APPEARANCES		
Total	Player	Year	Total	Player	Year	Total	Player	Year	Total	Player	Year	Total	Player	Year	Total	Player	Year
5	Dontrelle Willis	2005	4	Nine Times		0.88	Josh Johnson	2011	44.2	Kevin Brown	1996	0.71	Josh Johnson	2011	16	Armando Almanza	2003
	Dontrelle Willis	2007				1.00	Jarlin Garcia	2018	42.2	A.J. Burnett	2002	0.79	Alex Fernandez	1997	15	Tayron Guerrero	2018
4	Six Times					1.29	Dontrelle Willis	2005	41.1	Kevin Brown	1997	0.81	Jarlin Garcia	2018		Braden Looper	2003
						1.36	Josh Beckett	2005		Alex Fernandez	2000	0.83	Caleb Smith	2019		Renyel Pinto	2008
						1.59	José Fernandez	2014	41.0	Josh Johnson	2011	0.83	Dontrelle Willis	2005	14	14 Times	
STRIKEOUTS - STARTER			STRIKEOUTS - RELIEVER			WALKS			HOME RUNS ALLOWED			SAVES			SAVE OPPORTUNITIES		
Total	Player	Year	Total	Player	Year	Total	Player	Year	Total	Player	Year	Total	Player	Year	Total	Player	Year
55	José Fernandez	2014	27	Nick Anderson	2019	23	Matt Clement	2001	9	Ryan Bowen	1994	10	Armando Benitez	2004	10	Armando Benitez	2004
41	Caleb Smith	2018		Tayron Guerrero	2018	22	Ryan Bowen	1993	8	Darren Oliver	2004	8	Antonio Alfonseca	2000	9	Antonio Alfonseca	2000
40	José Fernandez	2016	22	Kyle Barraclough	2018		Al Leiter	1997	7	Four Times			Juan Carlos Oviedo #	2011	8	Bryan Harvey	1993
39	A.J. Burnett	2002	21	Clay Hensley	2010	20	Ryan Dempster	2001				7	Three Times			Robb Nen	1997
	Josh Johnson	2011		Dan Miceli	2000		Jason Vargas	2006								Juan Carlos Oviedo #	2011

PLAYER RECORDS - SINGLE-SEASON PITCHING IN APRIL

WINS			LOSSES			EARNED RUN AVERAGE *			INNINGS PITCHED			WHIP *			RELIEF APPEARANCES		
Total	Player	Year	Total	Player	Year	Total	Player	Year	Total	Player	Year	Total	Player	Year	Total	Player	Year
5	Dontrelle Willis	2005	4	Seven Times		0.88	Josh Johnson	2011	44.2	Kevin Brown	1996	0.71	Josh Johnson	2011	15	Armando Almanza	2003
	Dontrelle Willis	2007				1.29	Dontrelle Willis	2005	42.2	A.J. Burnett	2002	0.79	Alex Fernandez	1997		Renyel Pinto	2008
4	Six Times					1.36	Kevin Brown	1997	41.1	Kevin Brown	1997	0.83	Caleb Smith	2019	14	12 Times	
						1.60	José Fernandez	2014		Alex Fernandez	2000	0.83	Dontrelle Willis	2005			
						1.96	Kevin Brown	1997	41.0	Josh Johnson	2011	0.83	José Fernandez	2014			
STRIKEOUTS - STARTER			STRIKEOUTS - RELIEVER			WALKS			HOME RUNS ALLOWED			SAVES			SAVE OPPORTUNITIES		
Total	Player	Year	Total	Player	Year	Total	Player	Year	Total	Player	Year	Total	Player	Year	Total	Player	Year
46	José Fernandez	2014	24	Nick Anderson	2019	23	Matt Clement	2001	9	Ryan Bowen	1994	10	Armando Benitez	2004	10	Armando Benitez	2004
40	José Fernandez	2016	23	Tayron Guerrero	2018	22	Ryan Bowen	1993	8	Darren Oliver	2004	8	Antonio Alfonseca	2000	9	Antonio Alfonseca	2000
39	A.J. Burnett	2002	21	Clay Hensley	2010		Al Leiter	1997	7	Tom Koehler	2017		Juan Carlos Oviedo #	2011	8	Bryan Harvey	1993
	Josh Johnson	2011		Dan Miceli	2000	20	Ryan Dempster	2001		Vladimir Nunez	2003	7	Three Times			Robb Nen	1997
38	Twice		20	Kyle Barraclough	2018		Jason Vargas	2006		Jesús Sánchez	2000					Juan Carlos Oviedo #	2011

PLAYER RECORDS - SINGLE-SEASON PITCHING IN MAY

WINS			LOSSES			EARNED RUN AVERAGE *			INNINGS PITCHED			WHIP *			RELIEF APPEARANCES		
Total	Player	Year	Total	Player	Year	Total	Player	Year	Total	Player	Year	Total	Player	Year	Total	Player	Year
6	José Fernandez	2016	5	Dontrelle Willis	2006	0.61	Chris Hammond	1994	43.2	Carl Pavano	2004	0.92	Sergio Mitre	2007	17	Kiko Calero	2009
5	Ryan Dempster	2000	4	12 Times		1.12	Sergio Mitre	2007	43.1	Anibal Sánchez	2011	0.92	Josh Johnson	2010		Randy Choate	2012
4	Five Times					1.38	José Fernandez	2016	43.0	Livan Hernandez	1998		Anibal Sánchez	2011	16	Four Times	
							Josh Johnson	2010	42.1	Ryan Dempster	2000	0.93	Brad Penny	2004			
						1.57	Brad Penny	2004	42.0	Three Times		0.97	José Fernandez	2016			
STRIKEOUTS - STARTER			STRIKEOUTS - RELIEVER			WALKS			HOME RUNS ALLOWED			SAVES			SAVE OPPORTUNITIES		
Total	Player	Year	Total	Player	Year	Total	Player	Year	Total	Player	Year	Total	Player	Year	Total	Player	Year
56	José Fernandez	2016	24	Matt Mantei	1999	24	Ryan Dempster	2001	9	Jarlin Garcia	2018	11	Juan Carlos Oviedo #	2011	12	Juan Carlos Oviedo #	2011
47	Kevin Brown	1997	22	Kyle Barraclough	2016		Tom Koehler	2016	8	Jack Armstrong	1993	10	Armando Benitez	2004	11	Armando Benitez	2004
44	Anibal Sánchez	2011		Tim Spooneybarger	2003	23	A.J. Burnett	2002	9	Jesús Sánchez	2000	9	Vladimir Nunez	2002	10	Vladimir Nunez	2002
43	Caleb Smith	2019	21	Bryan Harvey	1993		Pat Rapp	1996	7	Four Times			AJ Ramos	2016	9	Four Times	
40	Twice		20	Four Times		22	Twice					8	Three Times				

PLAYER RECORDS - SINGLE-SEASON PITCHING IN JUNE

WINS			LOSSES			EARNED RUN AVERAGE *			INNINGS PITCHED			WHIP *			RELIEF APPEARANCES		
Total	Player	Year	Total	Player	Year	Total	Player	Year	Total	Player	Year	Total	Player	Year	Total	Player	Year
6	Chris Hammond	1993	5	Jack Armstrong	1993	1.04	Dontrelle Willis	2003	46.2	Chris Hammond	1995	0.70	José Fernandez	2016	16	Randy Choate	2011
5	Carl Pavano	2004	4	15 Times		1.05	Henderson Alvarez	2014		Dontrelle Willis	2006	0.73	Brad Penny	2001	15	Jarlin Garcia	2017
	Dontrelle Willis	2003				1.18	Josh Johnson	2010	46.0	A.J. Burnett	2002	0.81	Carl Pavano	2004		Braden Looper	2000
4	Six Times					1.36	Kevin Brown	1996	44.2	Dontrelle Willis	2005	0.82	Josh Johnson	2010		Robb Nen	1996
						1.37	Carl Pavano	2004	42.2	Chris Hammond	1993	0.88	Scott Olsen	2006		Renyel Pinto	2008
STRIKEOUTS - STARTER			STRIKEOUTS - RELIEVER			WALKS			HOME RUNS ALLOWED			SAVES			SAVE OPPORTUNITIES		
Total	Player	Year	Total	Player	Year	Total	Player	Year	Total	Player	Year	Total	Player	Year	Total	Player	Year
42	José Fernandez	2016	23	Carter Capps	2015	24	Rick Helling	1997	10	Ricky Nolasco	2010	10	Robb Nen	1997	11	Robb Nen	1997
41	A.J. Burnett	2002	22	Kyle Barraclough	2016	21	Al Leiter	1997	8	Wei-Yin Chen	2016	9	Joe Borowski	2006	10	Steve Cishek	2013
38	Josh Johnson	2010	18	Chris Hatcher	2014		Pat Rapp	1994		Livan Hernandez	1999		Steve Cishek	2013		Robb Nen	1996
37	Adam Conley	2016		Dustin McGowan	2016	20	Four Times		7	Four Times			Kevin Gregg	2007		Vladimir Nunez	2002
36	Twice			Renyel Pinto	2008							8	Twice		9	Three Times	

PLAYER RECORDS - SINGLE-SEASON PITCHING IN JULY

WINS			LOSSES			EARNED RUN AVERAGE *			INNINGS PITCHED			WHIP *			RELIEF APPEARANCES		
Total	Player	Year	Total	Player	Year	Total	Player	Year	Total	Player	Year	Total	Player	Year	Total	Player	Year
5	Ricky Nolasco	2010	4	Six Times		1.35	Josh Johnson	2010	45.0	Kevin Brown	1996	0.86	José Fernandez	2013	16	Joe Nelson	2008
4	Five Times					1.38	Livan Hernandez	1997	44.2	Ryan Dempster	2001	0.87	Kevin Brown	1996		Yorkis Perez	1996
						1.44	Tony Saunders	1997		Livan Hernandez	1998	0.91	Brad Penny	2003	15	Five Times	
						1.61	Ryan Dempster	2001	42.2	Bobby Witt	1995	0.95	Chris Hammond	1995			
						1.82	Adam Conley	2016	42.0	Ricky Nolasco	2010	0.97	Caleb Smith	2019			
STRIKEOUTS - STARTER			STRIKEOUTS - RELIEVER			WALKS			HOME RUNS ALLOWED			SAVES			SAVE OPPORTUNITIES		
Total	Player	Year	Total	Player	Year	Total	Player	Year	Total	Player	Year	Total	Player	Year	Total	Player	Year
47	Ricky Nolasco	2010	22	Matt Mantei	1998	23	Al Leiter	1996	10	Ryan Dempster	2000	10	Juan Carlos Oviedo #	2010	11	Steve Cishek	2014
46	José Fernandez	2016	21	AJ Ramos	2013		Tony Saunders	1997		Livan Hernandez	1998	9	Steve Cishek	2014		Kevin Gregg	2008
43	Bobby Witt	1995	20	Kyle Barraclough	2016	21	Ryan Dempster	2000	8	Dan Straily	2017		Kevin Gregg	2008		Juan Carlos Oviedo #	2010
40	José Fernandez	2013		Logan Kensing	2006	20	Ryan Dempster	2001	7	Six Times			Five Times			Bryan Harvey	1993
	Ricky Nolasco	2009		David Phelps	2016		Carlos Zambrano	2012								Braden Looper	2003

- Pitched as Leo Núñez from 2009-11

* Minimum 25.0 IP

MARLINS PLAYER RECORDS - CAREERS, SEASONS, AND GAMES

PLAYER RECORDS - SINGLE-SEASON PITCHING IN AUGUST

WINS			LOSSES			EARNED RUN AVERAGE *			INNINGS PITCHED			WHIP *			RELIEF APPEARANCES		
Total	Player	Year	Total	Player	Year	Total	Player	Year	Total	Player	Year	Total	Player	Year	Total	Player	Year
5	Kevin Brown	1996	6	Tom Koehler	2015	1.06	Dontrelle Willis	2005	47.1	Kevin Brown	1996	0.76	Kevin Brown	1996	17	Kyle Barraclough	2016
	Alex Fernandez	1997	4	12 Times		1.15	José Fernandez	2013	45.0	Kevin Brown	1997	0.84	Ricky Nolasco	2008	16	Mike Dunn	2016
4	Pat Rapp	1995				1.40	Kevin Brown	1997		Alex Fernandez	1997	0.85	José Fernandez	2013		Robb Nen	1996
	Seven Times					1.64	A.J. Burnett	2002	43.0	Ricky Nolasco	2008	0.88	Javier Vazquez	2011		Renyel Pinto	2009
							Jarred Cosart	2014	42.2	A.J. Burnett	2005		A.J. Burnett	2002		Jay Powell	1996
STRIKEOUTS - STARTER			STRIKEOUTS - RELIEVER			WALKS			HOME RUNS ALLOWED			SAVES			SAVE OPPORTUNITIES		
Total	Player	Year	Total	Player	Year	Total	Player	Year	Total	Player	Year	Total	Player	Year	Total	Player	Year
51	Ricky Nolasco	2008	24	Kyle Barraclough	2016	23	Al Leiter	1996	9	Dontrelle Willis	2007	12	Todd Jones	2005	11	Todd Jones	2005
49	José Fernandez	2013	21	Justin Miller	2007	22	A.J. Burnett	2001	8	Elieser Hernandez	2019	10	Joe Borowski	2006	12	Joe Borowski	2006
44	Alex Fernandez	1997		Alejandro Pena	1995		Livan Hernandez	1998		Scott Olsen	2007	9	Four Times		10	Bryan Harvey	1993
43	Three Times		20	Guillermo Mota	2004	21	Four Times			Caleb Smith	2019				9	Six Times	
			19	Five Times						Jordan Yamamoto	2019						

PLAYER RECORDS - SINGLE-SEASON PITCHING IN SEPTEMBER

WINS			LOSSES			EARNED RUN AVERAGE *			INNINGS PITCHED			WHIP *			RELIEF APPEARANCES		
Total	Player	Year	Total	Player	Year	Total	Player	Year	Total	Player	Year	Total	Player	Year	Total	Player	Year
5	Pat Rapp	1995	5	Andrew Miller	2010	0.71	Javier Vazquez	2011	43.2	Pat Rapp	1995	0.63	Javier Vazquez	2011	15	Mike Dunn	2012
	Anibal Sánchez	2006	4	10 Times		1.20	José Ureña	2018	43.1	Dontrelle Willis	2005	0.76	Rick Helling	1996		Terry Mathews	1995
	José Ureña	2018				1.24	Pat Rapp	1995	43.0	Anibal Sánchez	2006	0.89	Pat Rapp	1995		José Veras	2010
4	Javier Vazquez	2011				1.77	Kevin Brown	1996	41.2	Sandy Alcantara	2019	0.93	José Ureña	2018	14	11 Times	
	Five Times					1.88	Anibal Sánchez	2006		Carl Pavano	2004	0.95	Ricky Nolasco	2008			
STRIKEOUTS - STARTER			STRIKEOUTS - RELIEVER			WALKS			HOME RUNS ALLOWED			SAVES			SAVE OPPORTUNITIES		
Total	Player	Year	Total	Player	Year	Total	Player	Year	Total	Player	Year	Total	Player	Year	Total	Player	Year
48	Ricky Nolasco	2009	22	Drew Steckenrider	2017	24	Ryan Dempster	1999	8	Livan Hernandez	1998	8	Steve Cishek	2014	11	Juan Carlos Oviedo #...	2009
41	Chuck Smith	2000	19	Justin Miller	2007	22	Jesús Sánchez	1998		Caleb Smith	2019		Juan Carlos Oviedo #...	2009	9	Todd Jones	2005
40	Josh Beckett	2003	18	Steve Cishek	2013	21	Anibal Sánchez	2009		Dan Straily	2017		AJ Ramos	2016	8	Six Times	
36	Four Times			Ryne Stanek	2019	20	A.J. Burnett	2000	7	Four Times			Four Times				
			17	Twice			Rafael Medina	1998									

PLAYER RECORDS - SINGLE-SEASON PITCHING IN SEPTEMBER/OCTOBER

WINS			LOSSES			EARNED RUN AVERAGE *			INNINGS PITCHED			WHIP *			RELIEF APPEARANCES		
Total	Player	Year	Total	Player	Year	Total	Player	Year	Total	Player	Year	Total	Player	Year	Total	Player	Year
5	Pat Rapp	1995	5	Andrew Miller	2010	0.71	Javier Vazquez	2011	50.1	Dontrelle Willis	2005	0.63	Javier Vazquez	2011	16	Burke Badenhop	2010
	Anibal Sánchez	2006	4	10 Times		1.20	José Ureña	2018	43.2	Pat Rapp	1995	0.76	Rick Helling	1996		Mike Dunn	2012
	José Ureña	2018				1.24	Pat Rapp	1995	43.0	Anibal Sánchez	2006	0.89	Pat Rapp	1995		José Veras	2010
4	Javier Vazquez	2011				1.77	Kevin Brown	1996	41.2	Sandy Alcantara	2019	0.93	José Ureña	2018	15	Four Times	
	Five Times					1.83	Brad Penny	2001		Carl Pavano	2004	0.95	Ricky Nolasco	2008			
STRIKEOUTS - STARTER			STRIKEOUTS - RELIEVER			WALKS			HOME RUNS ALLOWED			SAVES			SAVE OPPORTUNITIES		
Total	Player	Year	Total	Player	Year	Total	Player	Year	Total	Player	Year	Total	Player	Year	Total	Player	Year
48	Ricky Nolasco	2009	22	Drew Steckenrider	2017	25	Ryan Dempster	1999	8	Livan Hernandez	1998	9	Juan Carlos Oviedo #...	2009	12	Juan Carlos Oviedo #...	2009
41	Chuck Smith	2000	20	Burke Badenhop	2009	23	Tom Koehler	2015		Caleb Smith	2019		AJ Ramos	2015	11	Todd Jones	2005
40	Josh Beckett	2003	19	Justin Miller	2007		Anibal Sánchez	2009		Dan Straily	2017	8	Five Times		10	AJ Ramos	2015
	Dontrelle Willis	2005	18	Three Times		22	Jesús Sánchez	1998	7	Seven Times					9	Armando Benitez	2004
39	Twice					20	Twice								8	Six Times	

- Pitched as Leo Núñez from 2009-11

* Minimum 25.0 IP

PLAYER RECORDS - SINGLE-SEASON PITCHING IN FIRST HALF *

WINS			LOSSES			EARNED RUN AVERAGE *			INNINGS PITCHED			WHIP *			RELIEF APPEARANCES		
Total	Player	Year	Total	Player	Year	Total	Player	Year	Total	Player	Year	Total	Player	Year	Total	Player	Year
13	Dontrelle Willis	2005	11	Pat Rapp	1996	1.70	Josh Johnson	2010	133.1	A.J. Burnett	2002	0.96	Josh Johnson	2010	49	Renyel Pinto	2008
11	José Fernandez	2016	10	Five Times		1.89	Kevin Brown	1996	128.2	Livan Hernandez	1998	1.01	Caleb Smith	2019	47	Brad Ziegler	2018
10	Ryan Dempster	2001				2.08	Dontrelle Willis	2003	128.0	Kevin Brown	1997	1.02	José Fernandez	2016	46	Mike Dunn	2013
	Chris Hammond	1993				2.21	Josh Johnson	2006		Josh Johnson	2009	1.02	Kevin Brown	1996		Kevin Gregg	2008
	Ricky Nolasco	2008				2.39	Dontrelle Willis	2005		Dontrelle Willis	2005	1.05	Dan Straily	2017		Drew Steckenrider	2018
STRIKEOUTS - STARTER			STRIKEOUTS - RELIEVER			WALKS			HOME RUNS ALLOWED			SAVES			SAVE OPPORTUNITIES		
Total	Player	Year	Total	Player	Year	Total	Player	Year	Total	Player	Year	Total	Player	Year	Total	Player	Year
154	José Fernandez	2016	60	Kyle Barraclough	2016	64	Ryan Dempster	2001	20	Ricky Nolasco	2010	30	Armando Benitez	2004	32	Armando Benitez	2004
129	A.J. Burnett	2002	58	Nick Anderson	2019	63	Al Leiter	1996		Jesús Sánchez	2000	28	Antonio Alfonseca	2000	31	Antonio Alfonseca	2000
123	Josh Johnson	2010	56	David Phelps	2016	62	Ryan Bowen	1993	19	Brian Meadows	1999	27	AJ Ramos	2016	29	Robb Nen	1997
120	Ryan Dempster	2000	54	Tayron Guerrero	2018	60	Al Leiter	2005	18	Scott Olsen	2008	25	Bryan Harvey	1993	28	Juan Carlos Oviedo #...	2011
117	Anibal Sánchez	2011	53	Robb Nen	1996	59	A.J. Burnett	2002	17	Three Times			Juan Carlos Oviedo #...	2011		AJ Ramos	2016

* Minimum 81.0 IP

PLAYER RECORDS - SINGLE-SEASON PITCHING IN SECOND HALF *

WINS			LOSSES			EARNED RUN AVERAGE *			INNINGS PITCHED			WHIP *			RELIEF APPEARANCES		
Total	Player	Year	Total	Player	Year	Total	Player	Year	Total	Player	Year	Total	Player	Year	Total	Player	Year
11	Pat Rapp	1995	10	Nathan Eovaldi	2014	1.89	Kevin Brown	1996	114.0	Kevin Brown	1996	0.82	José Fernandez	2013	39	Jay Powell	1996
10	Kevin Brown	1996	9	Tom Koehler	2015	2.15	Javier Vazquez	2011	109.1	Kevin Brown	1997	0.86	Javier Vazquez	2011	37	Joe Borowski	2006
9	Carl Pavano	2004				2.27	Anibal Sánchez	2006	108.1	Dontrelle Willis	2005	0.87	Kevin Brown	1996		Mike Dunn	2012
	Anibal Sánchez	2006	8	Nine Times		2.28	Pat Rapp	1995	105.2	Livan Hernandez	1998	0.99	Ricky Nolasco	2008		Justin Miller	2007
	Dontrelle Willis	2005				2.55	Josh Beckett	2003	104.0	Alex Fernandez	1997	1.05	Henderson Alvarez	2013		Renyel Pinto	2009
STRIKEOUTS - STARTER			STRIKEOUTS - RELIEVER			WALKS			HOME RUNS ALLOWED			SAVES			SAVE OPPORTUNITIES		
Total	Player	Year	Total	Player	Year	Total	Player	Year	Total	Player	Year	Total	Player	Year	Total	Player	Year
105	Ricky Nolasco	2009	53	Kyle Barraclough	2016	56	Al Leiter	1996	20	Livan Hernandez	1998	27	Todd Jones	2005	30	Todd Jones	2005
99	José Fernandez	2016	49	Drew Steckenrider	2017	54	Ryan Dempster	1999	18	Caleb Smith	2019	22	Juan Carlos Oviedo #...	2009	26	Juan Carlos Oviedo #...	2009
98	Ricky Nolasco	2008	47	Justin Miller	2007		Livan Hernandez	1998	17	Dan Straily	2017	20	Antonio Alfonseca	1999	25	Joe Borowski	2006
96	Javier Vazquez	2011	41	Kevin Gregg	2007	52	Tony Saunders	1997	16	Scott Olsen	2007		Joe Borowski	2006	22	Three Times	
95	Twice			Robb Nen	1995	48	Ryan Dempster	2001	15	Adam Conley	2017		Bryan Harvey	1993			

- Pitched as Leo Núñez from 2009-11

*Pre/Post All-Star Game
* Minimum 70.0 IP

MARLINS TEAM RECORDS - SEASONS AND GAMES

TEAM RECORDS - SINGLE-SEASON BATTING

GAMES		BATTING AVERAGE		AT-BATS		HITS		RUNS SCORED		RBI	
Total	Year	Total	Year	Total	Year	Total	Year	Total	Year	Total	Year
162 21 times (last, 2019)	272 2005	5627 2007	1504 2007	790 2007	749 2007
161 2000	268 2009	5602 2017	1499 2005	778 2017	743 2017
 2008	267 2007	5578 1999	1497 2017	772 2009	741 2008
 2016	 2017	5572 2009	1493 2009	770 2008	727 2009
 2018	266 1994/2003	5558 1998	1465 1999	758 2006	713 2001/2006
SINGLES		DOUBLES		TRIPLES		HOME RUNS		EXTRA-BASE HITS		TOTAL BASES	
Total	Year	Total	Year	Total	Year	Total	Year	Total	Year	Total	Year
1034 1993	340 2007	44 1999	208 2008	579 2007	2523 2007
1033 2005	325 2001	 2003	201 2007	538 2008	2412 2017
1031 2016	309 2006	42 2006	194 2017	533 2006	2393 2006
1027 1999	306 2005	 2016	182 2006	521 2001	2379 2008
1024 2015	302 2008	40 2015	166 2001	496 2017	2344 2001
MULTI-HIT GAMES		ON-BASE PERCENTAGE		SLUGGING PERCENTAGE		WALKS		STRIKEOUTS		HIT-BY-PITCH	
Total	Year	Total	Year	Total	Year	Total	Year	Total	Year	Total	Year
393 2017	346 1997	448 2007	686 1997	1469 2019	82 2007
388 2007	340 2009	435 2006	595 2002	1419 2014	74 2006
 2006	339 2005	433 2008	568 2009	1384 2018	73 2019
379 2009	337 2002	431 2017	553 1996	1375 2010	 2018
374 2001	336 2007	423 2001	543 2008	1371 2008	69 2008
GRAND SLAMS		SACRIFICE FLIES		SACRIFICE HITS		INFIELD HITS		BUNT HITS		PINCH-HIT AT-BATS	
Total	Year	Total	Year	Total	Year	Total	Year	Total	Year	Total	Year
9 1997	56 1999	89 2011	191 2000	47 2005	258 2007
7 1995	51 2000	82 2005	180 2003	46 2003	254 2018
 2011	50 2005	 2003	179 1997	41 2004	252 2019
6 2001	49 2002	77 2004	178 2015	31 2015	248 2017
 2009	48 1995	76 2006	176 2005	26 2011/2012	245 2014
PINCH HITS		PINCH-HIT RBI		AVERAGE WITH RISP		HITS WITH RISP		STOLEN BASES		CAUGHT STEALING	
Total	Year	Total	Player	Total	Year	Total	Year	Total	Year	Total	Year
67 2009	49 2009	285 2001	401 2005	177 2002	17 2002
65 2017	42 2005	276 2005	391 2003	168 2000	 2003
59 2005	34 1996	272 2009	390 2009	150 2003	15 1998
56 1996	33 2010	272 1995	385 2007	149 2012	11 2006
55 1997/2007	 2017	270 2003	384 2001	131 1995	9 1995/2007

TEAM RECORDS - SINGLE-GAME BATTING

HITS		AT-BATS	
Game Type	Hits	Game Type	At-Bats
9 inn.	25	9 inn.	50
Extras	21	Extras	69
RUNS		SINGLES	
Game Type	Runs	Game Type	Singles
9 inn.	22	9 inn.	21
Extras	15	Extras	15
DOUBLES		TRIPLES	
Game Type	Doubles	Game Type	Triples
9 inn.	8	9 inn.	4
Extras	8	Extras	2
HOME RUNS		EXTRA-BASE HITS	
Game Type	Home Runs	Game Type	XBH
9 inn.	6	9 inn.	14
Extras	5	Extras	9
RBI		STOLEN BASES	
Game Type	RBI	Game Type	SB
9 inn.	21	9 inn.	10
Extras	15	Extras	6
WALKS		INTENTIONAL WALKS	
Game Type	Walks	Game Type	IBB
9 inn.	13	9 inn.	3
Extras	16	Extras	5
STRIKEOUTS		HIT-BY-PITCH	
Game Type	Strikeouts	Game Type	HBP
9 inn.	17	9 inn.	4
Extras	21	Extras	4
TOTAL BASES		GROUND INTO DOUBLE PLAY	
Game Type	Total Bases	Game Type	GIDP
9 inn.	46	9 inn.	5
Extras	33	Extras	5
SACRIFICE FLIES		SACRIFICE HITS	
Game Type	Sac Flies	Game Type	Sac Hits
9 inn.	3	9 inn.	4
Extras	2	Extras	4
LEFT ON BASE			
Game Type	Left On Base		
9 inn.	17		
Extras	23		

MARLINS TEAM RECORDS - SEASONS AND GAMES

TEAM RECORDS - SINGLE-SEASON PITCHING

WINS		LOSSES		EARNED RUN AVERAGE		INNINGS PITCHED		COMPLETE GAMES		SHUTOUTS	
Total	Year	Total	Year	Total	Year	Total	Year	Total	Year	Total	Year
92	1997	108	1998	3.71	2013	1460.0	2013	14	2005	17	2010
91	2003	105	2019	3.78	2014	1459.2	2011	12	1995	16	2014
87	2009	100	2013	3.83	1997	1457.2	2014		1997	15	2005
84	2008	98	1993/1999/2018	3.95	2011	1456.1	2002	11	1998	14	2004
83	2004/2005	93	2012		1996	1449.2	1998		2002	13	1996/2013
RUNS ALLOWED		EARNED RUNS ALLOWED		HITS ALLOWED		HOME RUNS ALLOWED		AVERAGE AGAINST		WALKS	
Total	Year	Total	Year	Total	Year	Total	Year	Total	Year	Total	Year
923	1998	834	1998	1617	1998	236	2019	.245	2019	715	1998
891	2007	793	2007		2007	193	2017	.250	1997	661	2007
852	1999	781	1999	1560	1999	192	2018	.251	2013	655	1999
822	2017	772	2017	1481	2014	182	1998		2016	650	2000
809	2018	762	2018	1477	2000	176	2007	.253	2011	639	1997
STRIKEOUTS - TEAM		STRIKEOUTS - STARTER		HIT BATSMEN		WILD PITCHES		BALKS		STRIKEOUTS PER 9.0 INNINGS	
Total	Year	Total	Year	Total	Year	Total	Year	Total	Year	Total	Year
1379	2016	809	2016	90	2019	85	1993	20	1993	8.7	2016
1378	2019	808	2019	76	2007	71	2019	13	1994	8.6	2019
1249	2018	801	1997	75	2017	67	2007	12	1999	7.8	2018
1248	2009	786	2003	74	2006	66	2016	11	2003		2009
1218	2011	769	2001	71	2018	62	1998	10	1998/2000/2011	7.5	2011/2017
RELIEF WINS		RELIEF LOSSES		RELIEF STRIKEOUTS		SAVES		SAVE OPPORTUNITIES		SAVE PERCENTAGE	
Total	Year	Total	Year	Total	Year	Total	Year	Total	Year	Total	Year
32	2016	35	1998	570	2016	55	2016	84	2016	83.3	1994
31	2009	34	2013		2019	53	2004	75	2004	77.4	1993
	2008		2019	559	2017	48	1993	69	2009	72.0	2003
	2000	33	2018	537	2018		2000	68	2006	70.7	1996
30	2011/2014/2017	31	1995	526	2007	45	2009		2000		2004
WHIP		LOWEST WALK PER 9.0 INNINGS		LOWEST HR PER 9.0 INNINGS		HIGHEST SO/BB RATIO		INTENTIONAL WALKS		PICKOFFS	
Total	Year	Total	Year	Total	Year	Total	Year	Total	Year	Total	Year
1.30	2013	2.8	2014	0.70	2014	2.6	2014	73	2018	22	1998
	2011	3.1	2011	0.70	1996	2.4	2011	72	2011	19	2000
1.32	2015		2012	0.72	2005	2.3	2016	66	2008	16	1993
1.33	2004	3.2	2004/2013/2015	0.75	2013		2015	62	2016		2018
	2014	3.3	2003	0.80	2003		2012	61	1998/2004/2012	15	1994/1999

TEAM RECORDS - SINGLE-GAME PITCHING

HITS ALLOWED				RUNS ALLOWED			
Game Type	Hits	Occurrences	Date (last)	Game Type	Runs	Occurrences	Date (last)
9 inn.	28	Once	6/27/03 at BOS	9 inn.	25	Once	6/27/03 at BOS
Extras	22	Once	4/27/03 vs. STL	Extras	13	Once	7/3/12 at MIL
EARNED RUNS ALLOWED				PITCHES THROWN			
Game Type	Earned Runs	Occurrences	Date (last)	Game Type	Pitches	Occurrences	Date (last)
9 inn.	25	Once	6/27/03 at BOS	9 inn.	252	Once	6/27/03 at BOS
Extras	10	Seven Times	(9/21/19 vs. WSH)	Extras	310	Once	8/20/99 vs. HOU
BATTERS FACED				SINGLES			
Game Type	BF	Occurrences	Date (last)	Game Type	Singles	Occurrences	Date (last)
9 inn.	57	Once	6/27/03 at BOS	9 inn.	16	Five Times	(5/12/15 at LAD)
Extras	83	Twice	(6/8/13 at NYM)	Extras	17	Once	4/27/03 vs. STL
DOUBLES				TRIPLES			
Game Type	Doubles	Occurrences	Date (last)	Game Type	Triples	Occurrences	Date (last)
9 inn.	9	Once	7/20/03 vs. CHC	9 inn.	3	12 Times	(4/28/17 vs. PIT)
Extras	7	Once	6/14/02 vs. TB	Extras	4	Once	4/27/03 vs. STL
HOME RUNS				EXTRA-BASE HITS			
Game Type	HR	Occurrences	Date (last)	Game Type	XBH	Occurrences	Date (last)
9 inn.	6	Four Times	(8/13/19 vs. LAD)	9 inn.	13	Once	8/13/19 vs. LAD
Extras	5	Once	7/18/95 at SF	Extras	9	Once	7/18/95 at SF
WALKS				INTENTIONAL WALKS			
Game Type	Walks	Occurrences	Date (last)	Game Type	IBB	Occurrences	Date (last)
9 inn.	12	Twice	(9/19/10 vs. CHC)	9 inn.	4	Three Times	(9/23/06 at PHI)
Extras	17	Once	8/20/99 vs. HOU	Extras	4	Four Times	(5/16/11 at NYM)
STRIKEOUTS - TEAM				STRIKEOUTS - RELIEVERS			
Game Type	SO-Team	Occurrences	Date (last)	Game Type	SO-Relief	Occurrences	Date (last)
9 inn.	17	Twice	(9/9/16 vs. LAD)	9 inn.	13	Once	6/13/14 vs. PIT
Extras	22	Once	7/6/05 vs. MIL	Extras	10	Five times	(9/15/18 at PHI)
HIT BATSMEN				GROUND INTO DOUBLE PLAY			
Game Type	HB	Occurrences	Date (last)	Game Type	GIDP	Occurrences	Date (last)
9 inn.	4	Twice	(5/22/99 vs. PIT)	9 inn.	4	16 Times	(5/6/19 at CHC)
Extras	3	Six Times	(7/3/18 vs. TB)	Extras	4	Once	6/14/02 vs. TB
SACRIFICE FLIES				SACRIFICE HITS			
Game Type	Sac Flies	Occurrences	Date (last)	Game Type	Sac Hits	Occurrences	Date (last)
9 inn.	4	Twice	(5/17/07 at PIT)	9 inn.	4	Three Times	(4/29/09 at NYM)
Extras	3	Twice	(6/10/02 at KC)	Extras	4	Twice	(4/2/01 vs. PHI)
RUNNERS STRANDED							
Game Type	Stranded	Occurrences	Date (last)				
9 inn.	16	Three Times	(8/26/12 at LAD)				
Extras	22	Once	6/8/13 at NYM				

MARLINS TEAM BATTING RECORDS - SINGLE-SEASON SPLITS

TEAM RECORDS - SINGLE-SEASON BATTING - AT HOME

HITS		BATTING AVERAGE		HOME RUNS		RBI		RUNS SCORED		DOUBLES	
Total	Year	Total	Year	Total	Year	Total	Year	Total	Year	Total	Year
760	2007	276	1995	110	2007	386	2007	409	2007	171	2007
755	2009	273	2009	95	2017	373	2009	393	2009	152	2002
718	2002	271	2007	94	2008	365	2001	379	2001/2003	150	2001
716	1999/2003	270	1994	86	2009	359	2003	369	1996/2002/2008	148	2010
715	2005	269	2001/2005	84	2001/2006	353	2008/2010	365	2010	146	2006
TRIPLES		ON-BASE PERCENTAGE		SLUGGING PERCENTAGE		STOLEN BASES		WALKS		STRIKEOUTS	
Total	Year	Total	Year	Total	Year	Total	Year	Total	Year	Total	Year
26	1999/2003/2014	359	1997	466	2007	103	2000	369	1997	733	2010
25	2006	350	2002	437	2001	95	2002	327	2002	730	2019
23	2002/2007/2012	349	2009	428	2009	76	2012	298	2009	720	2008
22	2015	344	1995/2005	427	2006	70	2003	288	2000	660	2007
21	1996/2001	342	2007	424	2017	64	1997	286	2005	651	2018

TEAM RECORDS - SINGLE-SEASON BATTING - ON ROAD

HITS		BATTING AVERAGE		HOME RUNS		RBI		RUNS SCORED		DOUBLES	
Total	Year	Total	Year	Total	Year	Total	Year	Total	Year	Total	Year
818	2017	276	2005	114	2008	404	2017	418	2017	175	2001
802	2016	275	2016	99	2017	388	2008	405	2006	171	2005
784	2005	272	2017	98	2006	380	2006	401	2008	169	2007
771	2006	270	2006	91	2007	363	2004/2007	384	2004	168	2017
757	2004	265	2004	89	2000	360	1997	382	1997	167	2008
TRIPLES		ON-BASE PERCENTAGE		SLUGGING PERCENTAGE		STOLEN BASES		WALKS		STRIKEOUTS	
Total	Year	Total	Year	Total	Year	Total	Year	Total	Year	Total	Year
26	2016	334	1997/2005	446	2008	82	2002	317	1997	793	2014
19	2010	333	2016	442	2006	80	2003	284	1995	739	2019
18	1999/2003/2015	332	2009	436	2017	73	2012	275	1996	733	2018
17	1998/2006	331	2006/2007	431	2007	69	1995	270	2009	696	2017
16	2012	330	2004/2017	426	2003	66	1993	268	2002	672	2007

TEAM RECORDS - SINGLE-SEASON BATTING - FIRST HALF

HITS		BATTING AVERAGE		HOME RUNS		RBI		RUNS SCORED		DOUBLES	
Total	Year	Total	Year	Total	Year	Total	Year	Total	Year	Total	Year
863	2003	273	2016	135	2008	446	2008	462	2008	183	2003/2007
838	2008	272	2005	106	2003	431	2003	452	2003	182	2001
836	2016	269	2017	104	2017	409	2001	424	2007	171	2008
832	2018	265	2001/2002/2003	100	2007	401	2007	423	2001	166	2006
826	2014	264	1994	97	2000	393	2017	415	2009	164	2002
TRIPLES		ON-BASE PERCENTAGE		SLUGGING PERCENTAGE		STOLEN BASES		WALKS		STRIKEOUTS	
Total	Year	Total	Year	Total	Year	Total	Year	Total	Year	Total	Year
31	2003	348	2002	441	2008	106	2002/2003	368	1997	846	2014
27	1999	347	1997	438	2003	94	2000	357	2002	840	2018
24	2007	338	2005	434	2007	79	2012	316	1998	802	2008
23	2016	333	2006	429	2001	70	1998	308	2000/2003	789	2019
22	1993	332	2016	426	2017	68	1997	305	2014	744	2007

TEAM RECORDS - SINGLE-SEASON BATTING - SECOND HALF

HITS		BATTING AVERAGE		HOME RUNS		RBI		RUNS SCORED		DOUBLES	
Total	Year	Total	Year	Total	Year	Total	Year	Total	Year	Total	Year
702	2005	281	2009	101	2007	358	1997	374	1997	157	2007
698	2009	273	2005/2007	92	2006	350	2017	370	1995	143	2001/2005/2006
693	1995	271	1994	90	2017	349	1995	368	2017	141	2009
692	2007	269	1995/2004	80	1997	348	2007	366	2007	139	2010
691	2006	267	2000/2003/2006	78	1995/2019	341	2009	361	1996	132	1998
TRIPLES		ON-BASE PERCENTAGE		SLUGGING PERCENTAGE		STOLEN BASES		WALKS		STRIKEOUTS	
Total	Year	Total	Year	Total	Year	Total	Year	Total	Year	Total	Year
24	2006	357	2009	465	2007	74	2000	318	1996	680	2019
22	1995/2010/2015	345	1997	447	2006	71	1996/2002	268	1995/1996/2009	677	2010
20	2012/2017	343	2007	436	2017	70	1995/2012	253	2011	607	2017
19	1998/2016	340	2005	433	2009	60	1999	251	2008	601	2012
17	1999/2001/2014	339	1995/1996	422	1995	54	1993/2005	249	2010/2017	588	2007

MARLINS TEAM PITCHING RECORDS - SINGLE-SEASON SPLITS

TEAM RECORDS - SINGLE-SEASON PITCHING - AT HOME

WINS		LOSSES		EARNED RUN AVERAGE		INNINGS PITCHED		WHIP		STRIKEOUTS - STARTER	
Total	Year	Total	Year	Total	Year	Total	Year	Total	Year	Total	Year
53	2003	51	2019	2.99	1996	769.0	2018	1.22	1996	434	2005
52	1996/1997	50	1998	3.17	2003	757.0	2007	1.23	2003	433	2016
46	2001/2002	47	2011	3.39	2014	754.0	1998	1.25	2018	426	2001
45	2005/2008/2009	46	1993	3.53	2016	753.0	2003	1.26	2014	416	2003
43	2000/2009	45	1999/2007/2013	3.55	1997	752.0	2002	1.28	2013	413	2010
STRIKEOUTS - RELIEVER		WALKS		HOME RUNS ALLOWED		SAVES					
Total	Year	Total	Year	Total	Year	Total	Year				
304	2019	371	2007	105	2019	26	2004				
301	2015	342	1998	90	1998	25	1993/2005/2016				
296	2017	340	1997	83	2004/2009	23	1996/2000				
294	2007	325	2009	81	2000	22	2003				
292	2016	323	2002	79	2006/2007	21	2009				

TEAM RECORDS - SINGLE-SEASON PITCHING - ON ROAD

WINS		LOSSES		EARNED RUN AVERAGE		INNINGS PITCHED		WHIP		STRIKEOUTS - STARTER	
Total	Year	Total	Year	Total	Year	Total	Year	Total	Year	Total	Year
44	2009	58	1998	3.80	1994	736.2	2011	1.32	2011	400	1997
41	2004/2011	55	2013/2018	3.87	2013	726.2	2017	1.33	2013	396	2019
40	1997	54	2019	4.09	1993	714.0	2013	1.35	2009/2015	376	2016
39	2008/2010/2016	53	1996/1999	4.10	2009	709.0	1996	1.36	2004	370	2003
38	2003/2005	52	1993/2001	4.11	1997	708.0	2001	1.37	1994	360	2009
STRIKEOUTS - RELIEVER		WALKS		HOME RUNS ALLOWED		SAVES					
Total	Year	Total	Year	Total	Year	Total	Year				
278	2016	373	1998	131	2019	30	2016				
266	2019	339	2000	119	2017	27	2004/2011				
263	2017	336	1999	118	2018	25	2000/2014				
258	2014/2018	330	2017	97	2007	24	2009				
		323	2001	96	1999	23	1993				

TEAM RECORDS - SINGLE-SEASON PITCHING - FIRST HALF

WINS		LOSSES		EARNED RUN AVERAGE		INNINGS PITCHED		WHIP		STRIKEOUTS - STARTER	
Total	Year	Total	Year	Total	Year	Total	Year	Total	Year	Total	Year
50	1997/2008	58	2013	3.64	1996	887.0	2018	1.26	2015	448	2019
49	2003	57	2018	3.65	1997	853.1	2014	1.30	2011	447	2016
47	2016	56	1999	3.79	2015	848.1	2008	1.32	2013/2019	445	2003
46	2009	55	1998/2019	3.84	1993	847.1	2003	1.33	2004/2012	428	2018
45	2000/2002/2004	51	2015	3.87	2013	846.2	2013	1.34	1993/1996/1997/2016	423	2011
STRIKEOUTS - RELIEVER		WALKS		HOME RUNS ALLOWED		SAVES					
Total	Year	Total	Year	Total	Year	Total	Year				
365	2018	385	2018	112	2018	33	2016				
319	2017	381	1998	106	2019	31	2004				
307	2019	379	2007	103	2008	30	2000				
303	2014	378	2008	96	2000	27	1993/2011				
299	2016	368	2002	94	2017	26	1997				

TEAM RECORDS - SINGLE-SEASON PITCHING - SECOND HALF

WINS		LOSSES		EARNED RUN AVERAGE		INNINGS PITCHED		WHIP		STRIKEOUTS - STARTER	
Total	Year	Total	Year	Total	Year	Total	Year	Total	Year	Total	Year
43	1995	53	1998	3.49	2013	683.2	1995	1.27	2003	393	1997
42	1997/2003	50	2019	3.50	2014	681.2	1997	1.28	2013	374	2001
41	2009	49	2012	3.78	2003	674.1	2006	1.30	2011	362	2016
40	1996/2006	48	1993	3.98	2011	674.0	2012	1.31	2008/2014	360	2019
39	2005	44	2007	4.01	2012	673.2	1998	1.32	2004	353	2005/2006
STRIKEOUTS - RELIEVER		WALKS		HOME RUNS ALLOWED		SAVES					
Total	Year	Total	Year	Total	Year	Total	Year				
277	2007	334	1998	130	2019	27	2005				
271	2016	316	1997	99	2017	25	2009				
263	2019	305	1993	96	1998	22	2004/2016				
240	2017	304	1999	95	2007	21	1993/1995/1999/2006				
230	2009	299	2006	81	1999/2006	20	1996/2014				

MARLINS TEAM BATTING RECORDS - SINGLE-SEASON SPLITS

TEAM RECORDS - SINGLE-SEASON BATTING IN MARCH/APRIL

HITS		BATTING AVERAGE		HOME RUNS		RBI		RUNS SCORED		DOUBLES	
Total	Year	Total	Year	Total	Year	Total	Year	Total	Year	Total	Year
277	2003	282	2007	36	2008	135	2007	143	2007	60	2007
252	2007	272	2004/2005	35	2001	131	2003	137	2003	54	2008/2011
245	2008	271	2016	34	2004	126	1998	133	1998	51	2001
240	2014	268	2003	32	2007	121	2014	128	2000	48	2003
229	2002	266	2014	30	2002/2003	116	2000	119	2001	47	2002
TRIPLES		ON-BASE PERCENTAGE		SLUGGING PERCENTAGE		STOLEN BASES		WALKS		STRIKEOUTS	
Total	Year	Total	Year	Total	Year	Total	Year	Total	Year	Total	Year
14	2003	359	1997	479	2007	48	2003	133	1998	265	2019
10	2007	355	2007	455	2001	28	1997	127	1997	259	2018
8	1999/2008	347	1998	450	2008	26	2001	106	2000	242	2014
7	2002/2005	339	2005	446	2004	24	2001/2002	101	2003	232	2008
6	2000/2012/2014/2015/2016	337	2003	428	2003	22	2006	99	2002	217	2002/2007

TEAM RECORDS - SINGLE-SEASON BATTING IN APRIL

HITS		BATTING AVERAGE		HOME RUNS		RBI		RUNS SCORED		DOUBLES	
Total	Year	Total	Year	Total	Year	Total	Year	Total	Year	Total	Year
270	2003	282	2007	35	2001/2008	135	2007	143	2007	60	2007
252	2007	272	2004/2005	34	2004	127	2003	132	2003	54	2008/2011
240	2008	271	2016	32	2007	116	2000	128	2000	51	2001
229	2002	269	2003	30	2002	115	1998	122	1998	48	2003
226	2014	265	2008	29	2003	114	2001	119	2001/2008	47	2002
TRIPLES		ON-BASE PERCENTAGE		SLUGGING PERCENTAGE		STOLEN BASES		WALKS		STRIKEOUTS	
Total	Year	Total	Year	Total	Year	Total	Year	Total	Year	Total	Year
13	2003	359	1997	479	2007	45	2003	129	1998	235	2019
10	2007	355	2007	458	2008	28	1997	127	1997	231	2014/2018
8	1999/2008	343	1998	455	2001	26	2001	106	2000	221	2008
7	2002/2005	339	2003/2005	446	2004	24	1993/2002	99	2002/2003	217	2002/2007
6	2000/2012/2014/2015/2016	334	2001/2016	430	2003	22	2006	94	2007	199	2000

TEAM RECORDS - SINGLE-SEASON BATTING IN MAY

HITS		BATTING AVERAGE		HOME RUNS		RBI		RUNS SCORED		DOUBLES	
Total	Year	Total	Year	Total	Year	Total	Year	Total	Year	Total	Year
269	2016	278	1997	43	2008	136	2008	143	2008	67	2004
267	2002	273	2016	36	2017	133	2006	140	2006	62	2005
265	2006	272	2005	33	2000	125	2010	132	2002	61	1997/2003
264	1997	270	2017	31	1999/2003/2010	123	2012/2014	131	2010/2012	58	2007
258	2015	268	2002/2003	30	1996	120	1998/2002/2017	127	1997/1998/2014	57	2006
TRIPLES		ON-BASE PERCENTAGE		SLUGGING PERCENTAGE		STOLEN BASES		WALKS		STRIKEOUTS	
Total	Year	Total	Year	Total	Year	Total	Year	Total	Year	Total	Year
9	2013	357	1997	452	2008	45	2002	124	1995	252	2009
8	2014	343	2002	449	2003	41	2000	109	2012	244	2007
7	Six Times	339	1994	441	2017	40	2012	108	2002	232	2006/2010
		338	2017	433	2005	34	1995	105	1997	229	2018
		335	2005/2006/2012	419	2014	26	1998/2003	101	1994	227	2008

TEAM RECORDS - SINGLE-SEASON BATTING IN JUNE

HITS		BATTING AVERAGE		HOME RUNS		RBI		RUNS SCORED		DOUBLES	
Total	Year	Total	Year	Total	Year	Total	Year	Total	Year	Total	Year
264	2009	280	2009	40	2008	147	2001	150	2001	69	2001
259	2005	278	2010	33	2000	141	2003	149	2003	61	2019
256	2001	273	2005/2006	32	2006	129	1999	133	1999/2010	54	2010
255	2016	271	1999/2000	31	1995	128	2010	131	2009	53	2007
253	2010	270	1994/1995	30	2002/2007/2009	124	2008	128	1995/2019	52	2018
TRIPLES		ON-BASE PERCENTAGE		SLUGGING PERCENTAGE		STOLEN BASES		WALKS		STRIKEOUTS	
Total	Year	Total	Year	Total	Year	Total	Year	Total	Year	Total	Year
12	1993	356	2002	454	2006	27	2010	120	1997	272	2014
11	1999	344	2010	452	2000	26	2002	116	2002	253	2019
9	2000/2003/2010	343	2005	435	2003	25	2000	92	2005	251	2018
8	2013/2016	339	2000/2006/2009	434	2007	23	1998/2003	88	2000/2010	240	2008
7	1994/2004/2015/2018	338	1999	433	1999/2005/2010	22	2007	87	1996/2001/2003/2008	216	2011

MARLINS TEAM BATTING RECORDS - SINGLE-SEASON SPLITS

TEAM RECORDS - SINGLE-SEASON BATTING IN JULY

HITS		BATTING AVERAGE		HOME RUNS		RBI		RUNS SCORED		DOUBLES	
Total	Year	Total	Year	Total	Year	Total	Year	Total	Year	Total	Year
268	2005	.297	2005	41	2006	133	2008/2017	140	2006	65	2017
264	1999	.287	1999/2001	39	2007	129	2006	139	2017	57	2016
259	2006	.284	2007	35	2017	128	2011	138	1996/2005	56	2008
256	2017	.280	2003	34	2008	127	1996	135	2008	55	1998/2007
254	1996/2007	.279	2017	32	2011	126	2005/2007	134	2011	54	2000/2005
TRIPLES		ON-BASE PERCENTAGE		SLUGGING PERCENTAGE		STOLEN BASES		WALKS		STRIKEOUTS	
Total	Year	Total	Year	Total	Year	Total	Year	Total	Year	Total	Year
9	1996	.357	2005	.490	2007	38	2012	104	2011	236	2008
8	2006	.351	2007	.471	2017	34	2000/2002	95	1996	235	2014
7	1995/2016	.348	2003	.458	2006	28	1998/2011	94	2002	226	2019
6	Seven Times	.347	2017	.454	2005	25	2005	93	2008	213	2010/2017
		.346	1999	.443	2001	22	2015	91	2017	211	2000

TEAM RECORDS - SINGLE-SEASON BATTING IN AUGUST

HITS		BATTING AVERAGE		HOME RUNS		RBI		RUNS SCORED		DOUBLES	
Total	Year	Total	Year	Total	Year	Total	Year	Total	Year	Total	Year
290	2009	.298	2009	40	2007	145	1997	149	1997/2009	68	2001
279	1995	.285	1994	39	2017	141	2009	146	1995	58	2010
264	2001	.272	1995	30	1996	140	1995	136	2006/2008	56	2006/2008
263	1997	.270	2004	29	2009/2019	128	1996	132	2006	52	1995/2005/2009
262	1996	.269	2006	28	1995/2010	126	2006/2017	131	2017	50	2012
TRIPLES		ON-BASE PERCENTAGE		SLUGGING PERCENTAGE		STOLEN BASES		WALKS		STRIKEOUTS	
Total	Year	Total	Year	Total	Year	Total	Year	Total	Year	Total	Year
12	2006/2015	.375	2009	.464	1994	28	2002	141	1997	280	2019
9	1995/1999	.360	1997	.451	2009	27	1996/1999	113	2009	251	2010
7	Six Times	.341	1995	.438	2006	25	2015	111	1996	249	2014
		.338	2004	.435	2017	24	1995	104	2008	234	2008
		.337	2000	.434	2007	23	2007	102	1995	229	2013

TEAM RECORDS - SINGLE-SEASON BATTING IN SEPTEMBER

HITS		BATTING AVERAGE		HOME RUNS		RBI		RUNS SCORED		DOUBLES	
Total	Year	Total	Year	Total	Year	Total	Year	Total	Year	Total	Year
284	2017	.293	2015	36	2006	144	2017	151	2017	68	2007
274	2002	.279	2017	33	2008	137	2009	144	2007	58	2002/2009
264	2007	.278	2002	32	2007	134	2007	141	2008	55	2010
263	2009	.276	2007/2008/2009	31	1997/1999/2009	133	2008	140	2009	54	2003
260	2004/2006	.271	2005	30	2002	129	1997	136	1997	53	2006/2017
TRIPLES		ON-BASE PERCENTAGE		SLUGGING PERCENTAGE		STOLEN BASES		WALKS		STRIKEOUTS	
Total	Year	Total	Year	Total	Year	Total	Year	Total	Year	Total	Year
11	2010	.352	2008	.461	2007	33	1995	106	1997	261	2010
10	2017	.351	2009	.460	2008	30	2000	104	1995	250	2007
8	1998	.345	2005	.446	2006	29	1996	99	2010	245	2013/2018
7	1998/2012/2016	.344	1995	.443	2002	28	1993	98	2005/2009	239	2017
6	2006/2007/2011/2014/2019	.342	2007	.442	2009	24	2005	96	2011	233	2019

TEAM RECORDS - SINGLE-SEASON BATTING IN SEPTEMBER/OCTOBER

HITS		BATTING AVERAGE		HOME RUNS		RBI		RUNS SCORED		DOUBLES	
Total	Year	Total	Year	Total	Year	Total	Year	Total	Year	Total	Year
294	2009	.288	2015	37	2006	154	2009	157	2009	68	2007/2009
293	2015	.278	2002/2017	33	2008	148	2017	156	2017	59	2010
292	2017	.277	2009	32	1999/2007	134	2007	144	2007	58	2002
283	2004	.276	2007/2008	31	1997/2009	133	1995/2008	141	2008	55	2006
276	2005	.275	2005	30	1995/2002	129	1997/2000	138	1995/2004	54	2003/2005
TRIPLES		ON-BASE PERCENTAGE		SLUGGING PERCENTAGE		STOLEN BASES		WALKS		STRIKEOUTS	
Total	Year	Total	Year	Total	Year	Total	Year	Total	Year	Total	Year
13	2010	.353	2009	.461	2007	33	1995	112	2009	289	2010
10	2001/2012/2017	.352	2008	.460	2008	32	2000	108	1995	253	2012/2017
9	2016	.350	2005	.443	2002/2006	30	1993	106	2010	250	1999/2007
8	1998	.349	1995	.436	2009	29	1996	102	1997/2005	245	2013/2018
7	1995/2002	.342	2007	.434	1995	24	2005/2012	96	1993	234	2006

MARLINS TEAM PITCHING RECORDS - SINGLE-SEASON SPLITS

TEAM RECORDS - SINGLE-SEASON PITCHING IN MARCH/APRIL

WINS - TEAM		WINS - STARTERS		WINS - RELIEVERS		LOSSES		INNINGS PITCHED		STRIKEOUTS - STARTERS	
Total	Year	Total	Year	Total	Year	Total	Year	Total	Year	Total	Year
16	2011	13	2005	8	2009	21	2019	266.0	2003	149	2003
15	1997/2004/2008	11	1997/2004/2007	6	2011/2017/2008	19	2013	258.0	2019	148	2019
14	2003/2005/2009	10	2000/2011	5	2002/2003/2018	18	1998/2018	257.0	2018	142	2014
13	2000/2002/2014					17	1999	246.0	2013	129	2018
12	1994/2007/2016					16	1996/2006	241.0	2008	119	2005/2011
STRIKEOUTS - RELIEVERS		WALKS		HOME RUNS ALLOWED		HIT BATSMEN		WILD PITCHES		SAVES	
Total	Year	Total	Year	Total	Year	Total	Year	Total	Year	Total	Year
131	2018	133	1998	36	2019	19	2019	16	2019	11	2004
115	2019	125	2018	35	2018	16	1997	15	2016	10	1994
87	2013	115	2007	32	2017	15	2018	13	1994	9	2016
82	2017	111	2002/2003	27	1994/2000/2007	14	2001/2006	12	2002/2003/2008	8	1993/2000/2011
81	2007	108	2000	25	2002	12	2007	11	2007/2009	7	1997

TEAM RECORDS - SINGLE-SEASON PITCHING IN APRIL

WINS - TEAM		WINS - STARTERS		WINS - RELIEVERS		LOSSES		INNINGS PITCHED		STRIKEOUTS - STARTERS	
Total	Year	Total	Year	Total	Year	Total	Year	Total	Year	Total	Year
16	2011	13	2005	8	2009	19	2013/2019	257.0	2003	148	2003
15	1997/2004/2008	11	1997/2004/2007	6	2011/2017/2008	18	1998	246.0	2013	133	2014
14	2003/2005/2009	10	2000/2011	5	2002/2003	17	1999	239.0	2000	129	2019
13	2000/2002					16	1996/2006/2018	238.2	2002	119	2005/2011
12	1994/2007/2014/2016					14	2001/2003/2012/2014	235.0	1996		
STRIKEOUTS - RELIEVERS		WALKS		HOME RUNS ALLOWED		HIT BATSMEN		WILD PITCHES		SAVES	
Total	Year	Total	Year	Total	Year	Total	Year	Total	Year	Total	Year
106	2018	127	1998	35	2019	18	2019	15	2016	11	2004
101	2019	115	2007	32	2017	16	1997	14	2019	10	1994
87	2013	111	2002	30	2018	14	2001/2006	13	1994	9	2016
82	2017	108	2000	27	1994/2000/2007	12	2007	12	2002	8	1993/2000/2011
81	2007	107	2018	25	2002	11	2004/2018	11	2003/2007/2008/2009	7	1997

TEAM RECORDS - SINGLE-SEASON PITCHING IN MAY

WINS - TEAM		WINS - STARTERS		WINS - RELIEVERS		LOSSES		INNINGS PITCHED		STRIKEOUTS - STARTERS	
Total	Year	Total	Year	Total	Year	Total	Year	Total	Year	Total	Year
21	2012	15	2012	8	2011/2014	22	2013	265.0	2012	145	2001
16	1996/1997/2008	13	2001/2010	7	1997	20	1995/1998/2008	264.1	2009	144	2011
15	Six Times	12	2008	6	2007/2012	19	2015	260.2	2007	143	1997
		11	1996/2004/2016			18	1999/2006/2017/2018	260.0	2015	141	2016
						17	2000	259.0	2006	134	2010
STRIKEOUTS - RELIEVERS		WALKS		HOME RUNS ALLOWED		HIT BATSMEN		WILD PITCHES		SAVES	
Total	Year	Total	Year	Total	Year	Total	Year	Total	Year	Total	Year
119	2009	130	1998	38	2009	24	2017	16	1994	12	2011/2012
100	2017	127	2017	37	2002	18	2006	15	2015	11	2016
94	2016	124	2002	36	2018	14	1999	11	1995/2007/2009	10	2002/2004
93	1995	122	1995/2009	35	1998	13	1995/1996/2001/2005	10	1998/2000/2002/2003	9	2001/2002
91	2014	119	1999/2000	34	2000	12	1995/2007	9	Six Times	8	1993/1997/2019

TEAM RECORDS - SINGLE-SEASON PITCHING IN JUNE

WINS - TEAM		WINS - STARTERS		WINS - RELIEVERS		LOSSES		INNINGS PITCHED		STRIKEOUTS - STARTERS	
Total	Year	Total	Year	Total	Year	Total	Year	Total	Year	Total	Year
18	2006	16	2006	10	2000	23	2011	261.0	2014	154	2016
17	1997/2009	14	2003	9	2013	18	2012	254.0	2001	143	2019
16	2001/2003	12	1997/2001	7	2017	16	1994/2004/2007/2008/2014	251.0	2018	142	1997
15	2000/2002/2013	11	1993/2002/2009/2015	6	1998/2007/2008/2009/2016	15	1994/1998/2010/2015	250.1	2011	132	2004/2009
14	2016/2017/2018					14	1993/1996/2005/2018/2019	247.2	2019		
STRIKEOUTS - RELIEVERS		WALKS		HOME RUNS ALLOWED		HIT BATSMEN		WILD PITCHES		SAVES	
Total	Year	Total	Year	Total	Year	Total	Year	Total	Year	Total	Year
104	2014/2016	119	2008	35	2016	16	1998/2016	17	2008	12	2006
98	2017	116	1997/2007	33	2012	14	2002	16	2019	10	1997/2000
96	2018	105	1998	31	2008	13	2008/2015	12	Six Times	9	2007/2013/2016
91	2008	103	2002	30	2011/2018	12	1997			8	1993/2009/2018
		101	2000	29	1999/2019	11	1999/2001			7	2014/2015/2017

MARLINS TEAM PITCHING RECORDS - SINGLE-SEASON SPLITS

TEAM RECORDS - SINGLE-SEASON PITCHING IN JULY

WINS - TEAM		WINS - STARTERS		WINS - RELIEVERS		LOSSES		INNINGS PITCHED		STRIKEOUTS - STARTERS	
Total	Year	Total	Year	Total	Year	Total	Year	Total	Year	Total	Year
17	2003/2011	13	2006	8	2011/2016	18	1993/1998	255.1	2006	154	1995
16	2010/2016	12	2003	7	2008/2018	17	1994/1996	252.1	1998	144	1997
15	2008	11	1997/2001/2005/2010	5	Six times	16	2012	248.1	1995	137	2010
14	Six Times					15	2002/2004/2005/2015/2019	247.1	2008	134	2006
						14	2007/2013	240.0	1996/2011	133	2019
STRIKEOUTS - RELIEVERS		WALKS		HOME RUNS ALLOWED		HIT BATSMEN		WILD PITCHES		SAVES	
Total	Year	Total	Year	Total	Year	Total	Year	Total	Year	Total	Year
99	2016	132	1997	41	2006	16	2017	20	1993	10	2010
88	2007	122	1996	35	2019	15	2018	13	2017	9	1999/2008/2004/2013/2014
86	2002/2019	115	2000/2006	34	2008	13	2004/2012/2016	12	1996	8	1993/2000/2011/2016
85	2017	111	2007	33	1994/2000	12	1994/2007/2019	11	1994/2002/2005/2008	7	Seven Times
		110	2002/2018	32	2017	11	1998/2005/2006	9	1998/2009/2012		

TEAM RECORDS - SINGLE-SEASON PITCHING IN AUGUST

WINS - TEAM		WINS - STARTERS		WINS - RELIEVERS		LOSSES		INNINGS PITCHED		STRIKEOUTS - STARTERS	
Total	Year	Total	Year	Total	Year	Total	Year	Total	Year	Total	Year
19	1997	15	2005	7	2017	22	2019	274.1	2005	151	1997
17	1995/2005/2017	14	1997	6	1993/1996/2000	20	1998/2001/2011/2013	268.1	1995	149	2008
16	1996/2004/2006	12	1995/2004	5	1995/1997/2006/2007/2015	19	2007/2018	261.1	1997	144	2001
14	2002/2003/2009	11	2006/2009/2010			18	2015/2016	258.0	1996	142	2000/2003
13	2000/2010/2014					17	2008/2012	256.1	2019		
STRIKEOUTS - RELIEVERS		WALKS		HOME RUNS ALLOWED		HIT BATSMEN		WILD PITCHES		SAVES	
Total	Year	Total	Year	Total	Year	Total	Year	Total	Year	Total	Year
109	2007	147	1998	69	2019	21	2019	18	2013/2016	12	2005
102	2019	130	1993	43	2007	16	2001	15	1993	10	1996/2006/2017
96	1995/2017	124	2019	40	2001	15	2005	14	2007	9	1993/1995
94	2009/2016	123	2001	38	1995	13	2007/2018	12	2010	8	2004/2009
		119	1999	35	2011	12	1997/2017	11	1996	7	1999/2000/2012

TEAM RECORDS - SINGLE-SEASON PITCHING IN SEPTEMBER

WINS - TEAM		WINS - STARTERS		WINS - RELIEVERS		LOSSES		INNINGS PITCHED		STRIKEOUTS - STARTERS	
Total	Year	Total	Year	Total	Year	Total	Year	Total	Year	Total	Year
18	2003	13	1996/2003	8	2009	19	1993/2012	257.0	2017	149	2009
17	2009	12	2004	7	2007	18	2019	256.0	2004	136	2000/2003
16	2015	11	1995	6	2008/2015/2016	17	1998/1999/2017	254.0	2002	135	2005
15	1996/2008	10	2000/2015			16	2005/2006/2010/2014/2018	250.1	2006	129	2011
14	1999/2000/2004					15	1997/2002/2004/2011/2013	250.0	1993/2011		
STRIKEOUTS - RELIEVERS		WALKS		HOME RUNS ALLOWED		HIT BATSMEN		WILD PITCHES		SAVES	
Total	Year	Total	Year	Total	Year	Total	Year	Total	Year	Total	Year
106	2007/2016	130	2017	43	2017	18	2019	24	1993	11	2009
96	2002/2017/2019	120	2010	37	1998	17	2007	16	2007	9	2016
		119	1993	36	2007	13	2018	14	2019	8	2003/2004/2007/2014
		116	2015	34	2019	12	1995/2015	13	1998	7	Six Times
		115	2009	33	2006/2018	11	2009/2010/2017	10	2002/2003/2011		

TEAM RECORDS - SINGLE-SEASON PITCHING IN SEPTEMBER/OCTOBER

WINS - TEAM		WINS - STARTERS		WINS - RELIEVERS		LOSSES		INNINGS PITCHED		STRIKEOUTS - STARTERS	
Total	Year	Total	Year	Total	Year	Total	Year	Total	Year	Total	Year
19	2009	13	1996/2003/2004	8	2009	22	1993	281.0	2004	159	2009
18	2003/2015	12	1995	7	2007/2015	20	2012	277.0	1993	149	2005
15	1995/1996/2000/2004/2008	11	2000/2009/2015	6	2008/2016	19	1999	274.2	2009	139	2000
14	2001/2010					18	2017/2019	273.2	2010	136	2003/2012
13	2002/2005/2006/2007/2013					17	1998/2004/2010	268.0	2012		
STRIKEOUTS - RELIEVERS		WALKS		HOME RUNS ALLOWED		HIT BATSMEN		WILD PITCHES		SAVES	
Total	Year	Total	Year	Total	Year	Total	Year	Total	Year	Total	Year
109	2016	135	2017	45	2017	18	2019	27	1993	12	2009
106	2007	130	1993	37	1998/2004	17	2007	16	2007	9	2004/2015/2016
98	2010/2017	127	2010/2015	36	2007	13	2015/2018	14	2019	8	Six Times
96	2002/2019	125	1999	34	1999/2019	12	1995/2005/2006	13	1998		
		120	2009	33	2006/2018	11	2009/2010/2017	11	2001		

MARLINS MISCELLANEOUS RECORD BOOK

HOME RUN HISTORY - PLAYERS

HOME RUN RATES - CAREER AND SEASON

LOWEST HR/AB RATE CAREER *		LOWEST HR/AB RATE CAREER AT HOME*		LOWEST HR/AB RATE CAREER ON ROAD*		LOWEST HR/AB RATE SINGLE-SEASON *		LOWEST HR/AB RATE SINGLE-SEASON AT HOME*		LOWEST HR/AB RATE SINGLE-SEASON ON ROAD*	
Rate	Player	Rate	Player	Rate	Player	Rate	Player (Year)	Rate	Player (Year)	Rate	Player (Year)
13.40	Giancarlo Stanton	12.86	Giancarlo Stanton	13.59	Giancarlo Stanton	10.12	Giancarlo Stanton (2017)	8.77	Giancarlo Stanton (2017)	11.61	Giancarlo Stanton (2017)
19.01	Dan Uggla	18.40	Dan Uggla	17.20	Derrek Lee	11.93	Gary Sheffield (1994)	11.13	Gary Sheffield (1994)	12.43	Gary Sheffield (1996)
19.52	Miguel Cabrera	22.01	Hanley Ramirez	19.32	Miguel Cabrera	12.36	Gary Sheffield (1996)	11.29	Giancarlo Stanton (2014)	12.50	Mike Jacobs (2008)
21.94	Derrek Lee	22.89	Mike Lowell	19.63	Dan Uggla	14.57	Giancarlo Stanton (2014)	12.26	Gary Sheffield (1996)	12.92	Gary Sheffield (1994)
24.80	Hanley Ramirez	22.74	Jeff Conine	27.07	Mike Lowell	14.91	Mike Jacobs (2008)	12.95	Marcell Ozuna (2017)	13.83	Preston Wilson (1999)
* Minimum 3000 PA		* Minimum 1500 PA		* Minimum 1500 PA		* Minimum 3.1 PA/Team Game		* Minimum 1.55 PA/Team Game		* Minimum 1.55 PA/Team Game	

VS. ONE OPPONENT - CAREER

MOST VS. ONE OPPONENT			MOST VS. NON NL-EAST			MOST IN INTERLEAGUE GAMES			MOST VS. ONE OPPONENT			MOST VS. NON NL-EAST			MOST IN INTERLEAGUE GAMES		
HR	Player	Opp.	HR	Player	Opp.	HR	Player	Opp.	HR	Player (Year)	Opp.	HR	Player (Year)	Opp.	HR	Player (Year)	Opp.
35	Giancarlo Stanton	NYM	20	Giancarlo Stanton	COL	23		Mike Lowell	8	Giancarlo Stanton (2017)	NYM	6	Gary Sheffield (1996)	LAD	7		Mike Lowell (2003)
34	Giancarlo Stanton	WSH	17	Giancarlo Stanton	SF			Giancarlo Stanton		Giancarlo Stanton (2017)	ATL		Giancarlo Stanton (2017)	SD			Giancarlo Stanton (2007)
27	Hanley Ramirez	WSH	16	Jeff Conine	COL	17		Hanley Ramirez		Giancarlo Stanton (2017)	PHI	5	Five times		6		Derrek Lee (2002)
	Giancarlo Stanton	PHI	14	Giancarlo Stanton	ARI			Dan Uggla	7	Seven times							Marcell Ozuna (2014)
23	Dan Uggla	ATL	13	Four times		16		Miguel Cabrera									J.T. Realmuto (2018)

VS. ONE OPPONENT - SINGLE SEASON

MOST CAREER			MOST CAREER AT HOME			MOST CAREER ON ROAD			MOST IN SINGLE SEASON			SINGLE SEASON AT HOME			SINGLE SEASON ON ROAD		
Total	Player	Opp.	Total	Player	Opp.	Total	Player	Opp.	HR	Player (Year)	Opp.	HR	Player (Year)	Opp.	HR	Player (Year)	Opp.
25	Hanley Ramirez	WSH	13	Hanley Ramirez	WSH	12	Hanley Ramirez	WSH	9	Hanley Ramirez (2008)	WSH	5	Hanley Ramirez (2006)	WSH	5	Hanley Ramirez (2007)	WSH
6	Chris Coghlan	WSH	5	Chris Coghlan	WSH	2	Derek Dietrich	WSH	8	Hanley Ramirez (2007)	WSH	4	Hanley Ramirez (2008)	WSH		Hanley Ramirez (2008)	WSH
4	Devon White	WSH	3	Juan Pierre	WSH		Devon White	WSH	7	Hanley Ramirez (2006)	WSH	3	Hanley Ramirez (2007)	WSH	2	Derek Dietrich (2016)	WSH
3	Five players		2	Five players		1	16 players		3	Four players		2	Six players			Hanley Ramirez (2006)	WSH
																Devon White (1996)	WSH

ONLY RUN IN A WIN			ON FIRST PITCH - MARLINS (13x)			ON FIRST PITCH, 1-0 WIN			ONLY RUN IN A LOSS			ON FIRST PITCH - OPPONENT (15x)			ON FIRST PITCH, 1-0 LOSS		
Date	Player	Opp.	Date	Player	Opp.	Date	Player	Opp.	Date	Player	Opp.	Date	Player	Opp.	Date	Player	Opp.
None			7/26/17 at TEX	Dee Gordon	TEX	None			5/18/13 vs. ARI	Gerardo Parra	ARI	8/5/19 at NYM	Jeff McNeil	NYM	5/18/13 vs. ARI	Gerardo Parra	ARI
			4/30/16 at MIL	Derek Dietrich	MIL				8/14/12 vs. PHI	Jimmy Rollins	PHI	7/14/19 vs. NYM	Jeff McNeil	NYM	9/14/93 vs. PIT *	Carlos Garcia	PIT
			8/27/10 at ATL	Cameron Maybin	ATL				9/14/93 vs. PIT *	Carlos Garcia	PIT	7/6/19 at ATL	Ronald Acuna Jr.	ATL			
			9/24/08 at WSH	Hanley Ramirez	WSH							5/18/19 vs. SF	Joe Panik	SF			
			7/4/08 at COL	Hanley Ramirez	COL							9/16/18 at PHI	Cesar Hernandez	PHI			
			6/5/08 at ATL	Hanley Ramirez	ATL							8/14/18 at ATL	Ronald Acuna Jr.	ATL			
			5/10/08 at WSH	Cody Ross	WSH							8/13/18 at ATL (Gm. 2)	Ronald Acuna Jr.	ATL			
			8/18/07 vs. SF	Hanley Ramirez	SF							3/29/18 vs. CHC	Ian Happ	CHC			
			8/7/07 at PHI	Hanley Ramirez	PHI							8/14/16 vs. CHW	Adam Eaton	CHW			
			9/27/06 vs. CIN	Hanley Ramirez	CIN							5/18/13 vs. ARI	Gerardo Parra	ARI			
			8/22/06 vs. WSH	Hanley Ramirez	WSH							5/13/09 at MIL	Rickie Weeks	MIL			
			5/2/00 at SD	Mark Kotsay	SD							7/18/06 vs. WSH	Alfonso Soriano	WSH			
			6/1/93 vs. SF (Gm. 2)	Chuck Carr	SF							8/11/01 vs. HOU	Craig Biggio	HOU			
												8/29/99 at HOU	Craig Biggio	HOU			
												9/14/93 vs. PIT	Carlos Garcia	PIT			

WALK-OFF HOME RUNS - CAREER, SEASON, AND MISCELLANEOUS

MOST CAREER			MOST IN SINGLE SEASON			IN EXTRA INNINGS (15x)			GRAND SLAMS			IN SAME GAME AS LEADOFF HR			BY PINCH HITTER		
Total	Player	Opp.	Total	Player (Year)	Opp.	Date	Player (Inning)	Opp.	Date	Player	Opp.	Date	Player	Opp.	Date	Player	Opp.
3	Giancarlo Stanton	WSH	2	Cliff Floyd (2000)	WSH	8/29/19 vs. CIN	Harold Ramirez (12)	CIN	4/18/14 vs. SEA	Giancarlo Stanton	SEA	8/29/19 vs. CIN	Jon Berti - Leadoff	CIN	7/19/10 vs. COL	Donnie Murphy	COL
	Josh Willingham	WSH		Harold Ramirez (2019)	WSH	8/1/19 vs. MIN	Harold Ramirez (12)	MIN	6/30/13 vs. SD	Jeff Mathis	SD		Harold Ramirez - Walkoff	WSH	7/28/09 vs. ATL	Ross Gload	ATL
2	Cliff Floyd	WSH	1	Many times	WSH	9/19/17 vs. NYM	J.T. Realmuto (10)	NYM	5/13/12 vs. NYM	Giancarlo Stanton	NYM			WSH	8/1/06 vs. NYM	Josh Willingham	NYM
	Mike Lowell	WSH			WSH	7/6/11 vs. PHI	Giancarlo Stanton (10)	PHI	6/11/08 vs. PHI	Dan Uggla	PHI			WSH	6/25/00 vs. CHC	Cliff Floyd	CHC
	Harold Ramirez	WSH			WSH	6/30/08 vs. WSH	Josh Willingham (10)	WSH	9/16/97 vs. COL	Bobby Bonilla	COL			WSH	4/17/97 vs. STL	Jeff Conine	STL
	Cody Ross	WSH			WSH	4/1/08 vs. NYM	Robert Andino (10)	NYM						WSH			
					WSH	5/29/04 vs. NYM	Mike Lowell (10)	NYM						WSH			
					WSH	8/13/03 vs. LAD	Mike Mordecai (11)	LAD						WSH			
					WSH	8/12/03 vs. LAD	Ramon Castro (13)	LAD						WSH			
					WSH	6/20/03 vs. TB	Miguel Cabrera (11)	TB						WSH			
					WSH	9/28/01 vs. PHI	Kevin Millar (10)	PHI						WSH			
					WSH	6/25/00 vs. CHC	Cliff Floyd (10)	CHC						WSH			
					WSH	6/30/99 vs. NYM	Mark Kotsay (10)	NYM						WSH			
					WSH	9/26/98 vs. PHI	Alex Gonzalez (13)	PHI						WSH			
					WSH	4/6/96 vs. SF	Terry Pendleton (10)	SF						WSH			

EXTRA-INNING HOME RUNS

MOST CAREER			MOST IN SINGLE SEASON		
Total	Player	Opp.	Total	Player (Year)	Opp.
6	Giancarlo Stanton	WSH	2	Miguel Cabrera (2003)	WSH
3	Cliff Floyd	WSH		Cliff Floyd (2000)	WSH
	Mike Lowell	WSH		Mike Mordecai (2003)	WSH
2	Miguel Cabrera	WSH		Harold Ramirez (2019)	WSH
	Mike Mordecai	WSH		Giancarlo Stanton (2011)	WSH
	Harold Ramirez	WSH		Giancarlo Stanton (2017)	WSH
	Dan Uggla	WSH			WSH

GRAND SLAMS			BACK-TO-BACK		
Date	Player	Opp.	Date	Player	Opp.
8/1/11 at NYM	Giancarlo Stanton	NYM	None		
7/18/95 at SF	Greg Colbrunn	SF			

GRAND SLAMS

MOST CAREER			MOST IN SINGLE SEASON			CAREER GO-AHEAD			FRONT OF BACK-TO-BACK		
Total	Player	Opp.	Date	Player (Season)	Opp.	Total	Player	Opp.	Date	Player	Opp.
6	Jeff Conine	WSH	3	Bobby Bonilla (1997)	WSH	5	Giancarlo Stanton	WSH	4/7/98 at PHI	Derrek Lee (GS)/ Charles Johnson	WSH
5	Hanley Ramirez	WSH		Jeff Conine (2004)	WSH	4	Jeff Conine	WSH			
4	Giancarlo Stanton	WSH		Hanley Ramirez (2009)	WSH	2	Five times				
	Derrek Lee	WSH		Cody Ross (2009)	WSH						
	Mike Lowell	WSH			WSH						

FOURTH BATTER OF INNING			FOURTH BATTER OF GAME			MOST BY TEAM IN A GAME		
Date (Inning)	Player	Opp.	Date	Player	Opp.	Total	Player	Date
9/23/19 at NYM (6th)	Jorge Alfaro	NYM	7/2/11 at TEX	Hanley Ramirez	TEX	2		4/28/97 vs. SD
7/31/19 vs. MIN (9th)	Brian Anderson	MIN						Gary Sheffield/Moises Alou
6/5/19 at MIL (3rd)	Brian Anderson	MIL						
7/17/12 at CHC (5th)	Carlos Lee	CHC						
8/26/11 at PHI (6th)	John Buck	PHI						
7/2/11 at TEX (1st)	Hanley Ramirez	TEX						

PINCH-HIT HOME RUNS

CAREER		SINGLE SEASON		PART OF BACK-TO-BACK		BOTH ENDS OF BACK-TO-BACK		BY PITCHER		CAREER GO-AHEAD	
Total	Player	Total	Player (Year)	Date (Front/Back)	Player	Date (Inning)	Players	Date	Player	Total	Player
5	Justin Bour	4	Curtis Granderson (2019)	9/28/08 vs. NYM (F)	Wes Helms	6/22/06 at BAL (9th)	Joe Borchard/ Wes Helms	None		2	Cliff Floyd
4	Curtis Granderson	3	Justin Bour (2018)	9/26/19 at NYM (B)	Curtis Granderson						Ross Gload
	Wes Helms		Preston Wilson (1999)	7/3/12 at MIL (B)	Scott Cousins						Wes Helms
	Cody Ross	2	18 times	6/27/12 vs. STL (B)	Logan Morrison					1	Many times
3	Ramon Castro			6/1/12 at PHI (B)	Justin Ruggiano						
	Derek Dietrich			6/4/03 vs. PIT (B)	Ramon Castro						
	Donnie Murphy			9/1/99 at STL (B)	Danny Bautista						
	Preston Wilson										

BACK-TO-BACK

EACH END OFF DIFFERENT PITCHERS

Date	Player (Pitcher)
9/11/19 vs. MIL (5th)	Isan Diaz (A. Claudio) & Garrett Cooper (J. Jackson)
7/3/12 at MIL (8th)	John Buck (K. Loe) & Scott Cousins (F. Rodriguez)
6/27/12 vs. STL (7th)	John Buck (F. Salas) & Logan Morrison (S. Freeman)
9/28/08 at NYM (8th)	Wes Helms (S. Schoeneweis) & Dan Uggla (L. Ayala)
9/4/03 vs. PIT (7th)	Alex Gonzalez (M. Lincoln) & Ramon Castro (M. Gonzalez)
4/7/98 at PHI (5th)	Derrek Lee (G. Stephenson) & Charles Johnson (W. Gomes)

BACK-TO-BACK-TO-BACK

Date	Players
8/26/98 at STL (9th)	Derrek Lee/Cliff Floyd/Kevin Orie

HOME RUNS IN FIRST GAME WITH MARLINS

MLB DEBUT - FIRST PA

Player	Date
Jeremy Hermida	8/31/05 vs. STL
Mitch Lyden	6/16/93 at CHC

MLB DEBUT - FIRST AB

Player	Date
Jeremy Hermida	8/31/05 vs. STL
Mitch Lyden	6/16/93 at CHC

MLB DEBUT - FIRST CAREER HIT

Player	Date
Isan Diaz	8/5/19 at NYM
Jeremy Hermida	8/31/05 vs. STL
Miguel Cabrera	6/20/03 vs. TB
Alex Gonzalez	8/25/98 at STL
Charles Johnson	5/6/94 vs. PHI
Mitch Lyden	6/16/93 at CHC

FIRST CAREER HIT
(Excludes MLB debuts)

Player	Date
Austin Dean	8/17/18 at WSH
John Baker	7/10/08 at LAD
Ricky Nolasco	5/22/06 vs. CHC
Amateur Garcia	9/12/99 at CIN
Tony Saunders	5/8/97 vs. ATL
Bob Natal	7/4/93 at ATL

MARLINS DEBUT - FIRST PA
(Excludes MLB debuts)

Player	Date
Terry Pendleton	4/25/95 vs. LAD
Moises Alou	4/1/97 vs. CHC
Hee Seop Choi	4/6/04 vs. MTL
Paul Lo Duca	7/31/04 vs. MTL
Neil Walker	3/28/19 vs. COL

MARLINS DEBUT - FIRST AB
(Excludes MLB debuts)

Player	Date
Curtis Granderson	3/29/19 vs. COL

MULTIPLE PLAYERS HOMERING
IN TEAM DEBUT

Date	Players
8/25/98 at STL	Alex Gonzalez/ Randy Knorr
3/28/19 vs. COL	Neil Walker/ Jorge Alfaro

HOME RUN HISTORY - CLUB SINGLE-SEASON HIGHS/MISCELLANEOUS

GAMES WITH A HR		AT HOME		ON ROAD		PINCH-HIT		WALK-OFF		IN EXTRA-INNINGS	
Total	Year	Total	Year	Total	Year	Total	Year	Total	Year	Total	Year
122	2008	110	2007	114	2008	9	2019	5	2008	5	2003/2008/10/17/2019
119	2007	96	2017	98	2006/2017	8	1999/2009	4	2000/2003/2009	3	1998/1999/2000/2011
114	2017	94	2008	91	2007	7	2007/2008/2012	3	1996/1997/2011	2	Six times
109	2006	86	2009	89	2000	6	2016/2017/2018	2	2001/2015/2017/2019		
105	1996	84	2001/2006	85	2003	5	2000/2014				
EXTRA-INNING WALK-OFFS		LEADOFF		LEADOFF ON ROAD		LEADOFF AT HOME		INSIDE-THE-PARK		SETS OF BACK-TO-BACK	
Total	Year	Total	Year	Total	Year	Total	Year	Total	Year	Total	Year
3	2003	10	2008	6	2007/2008	5	2006/2019	3	1995	8	2002/2019
2	2008/2019	9	2007	2	1996/2006/2012/2016/2019	4	2008	2	1997/2001/2004/2015	7	2008
		7	2006/2019			3	2007			6	1996/2000/2006
		3	Six times			2	Six times			5	Nine times
		2	1993/1996/1997/2012/2013							4	1995/1999/2001/2018
GO-AHEAD		GAME-TYING		SOLO		TWO-RUN		THREE-RUN		GRAND SLAM	
Total	Year	Total	Year	Total	Year	Total	Year	Total	Year	Total	Year
72	2008	27	2008	117	2007	66	2008	27	2017	9	1997
58	2017	26	2017	116	2008	63	2007	24	2003/2010	7	1995/2011
56	2007	24	2007	108	2017	59	2006	22	2008	6	2001/2009
54	2000/2003/2004	21	2006/2011	101	2006	57	2017	21	2000/2006	5	Six times
53	2009	20	1996/1999	99	2001	50	2009	19	2009	4	1993/1998/2008/2014
VS. SINGLE TEAM		VS. SINGLE TEAM - ALL-TIME		VS. NON-NL EAST TEAM		VS. NON-NL EAST - ALL-TIME		VS. AL TEAMS		VS. AL TEAMS - ALL-TIME	
Total	Opp. (Year)	Total	Opponent	Total	Opp. (Year)	Total	Opponent	Total	Opp. (Year)	Total	Opponent
33	WSH (2007)	457	PHI	18	COL (1995)	211	COL	9	TB (2007/2010)	91	TB
29	PHI (2004/2017)	408	WSH	17	COL (1996)	208	CIN	7	TB (1999)/TEX (2017)	34	BOS
28	WSH (2009)	372	NYM	16	CIN (2007)	201	CHC	6	Six times	30	BAL
27	WSH (2008)	365	ATL	15	CIN (2008)/PIT (1995)/SF (1993)	197	SF	5	20 times	28	NY/TOR
26	PHI (2001)	211	COL	14	Four times	174	STL/SD	4	17 times	22	CHW/TEX

INNING RECORDS - PLAYERS

BATTING

PLATE APPEARANCES			HITS		
PA	Player (last)	Date (Inning)	Hits	Player (last)	Date (Inning)
2	Many times (Lewis Brinson)	8/23/19 at PHI (3rd)	2	Many times (Garrett Cooper)	6/4/19 at MIL (5th)
RUNS SCORED			RBI		
Runs	Player (last)	Date (Inning)	RBI	Player (last)	Date (Inning)
2	17 times (Garrett Cooper & Brian Anderson)	6/4/19 at MIL (5th)	5	J.T. Realmuto	8/12/15 vs. BOS (6th)
HOME RUNS			EXTRA-BASE HITS		
HR	Player (last)	Date (Inning)	XBH	Player (last)	Date (Inning)
2	Gary Sheffield	7/13/97 vs. PHI (4th)	2	Six times (Marcell Ozuna)	7/26/17 at TEX (4th)
STOLEN BASES			TOTAL BASES		
SB	Player (last)	Date (Inning)	TB	Player (last)	Date (Inning)
2	Many times (Jon Berti)	9/24/19 at NYM (9th)	8	Gary Sheffield	7/13/97 vs. PHI (4th)

PITCHING

BATTERS FACED			RUNS ALLOWED		
BF	Player (last)	Date (Inning)	R	Player (last)	Date (Inning)
13	Pablo López	5/10/19 at NYM (1st)	8	Six times (Pablo López)	5/10/19 at NYM (1st)
HITS ALLOWED			WALKS		
H	Player (last)	Date (Inning)	BB	Player (last)	Date (Inning)
8	Three times (Pablo López)	5/10/19 at NYM (1st)	6	Ryan Dempster	10/5/01 at ATL (1st)
STRIKEOUTS			HOME RUNS ALLOWED		
SO	Player (last)	Date (Inning)	HR	Player (last)	Date (Inning)
4	Three times (A.J. Burnett)	7/5/02 vs. NYM (1st)	3	17 times (Jeff Bringham)	8/5/19 at NYM (7th)
HIT BATTERS			WILD PITCHES		
HB	Player (last)	Date (Inning)	WP	Player (last)	Date (Inning)
3	Three times (Pablo López)	9/16/19 at ARI (1st)	3	Brian Sanchez	8/30/10 vs. WSH (7th)

FIELDING

ERRORS			OUTFIELD ASSISTS		
E	Player (last)	Date (Inning)	OF Asst.	Player (last)	Date (Inning)
2	Many times (Isan Díaz)	8/20/19 at ATL (7th)	2	Three times (Giancarlo Stanton)	7/14/13 vs. WSH (4th)
PASSED BALLS					
PB	Player (last)	Date (Inning)			
2	Eight times (Rob Brantly)	8/22/12 at ARI (4th)			

BATTING - EXTRA INNINGS ONLY

PLATE APPEARANCES			HITS		
PA	Player (last)	Date (Inning)	Hits	Player (last)	Date (Inning)
2	Four times (Ed Lucas)	5/28/14 at WSH (10th)	1	Many times (Starlin Castro)	9/27/19 at PHI (14th)
RUNS SCORED			RBI		
Runs	Player (last)	Date (Inning)	RBI	Player (last)	Date (Inning)
1	Many times (Garrett Cooper)	9/3/19 at PIT (10th)	4	Twice (Giancarlo Stanton)	8/1/11 at NYM (10th)
HOME RUNS			EXTRA-BASE HITS		
HR	Player (last)	Date (Inning)	XBH	Player (last)	Date (Inning)
1	Many times (Garrett Cooper)	9/3/19 at PIT (10th)	1	Many times (Garrett Cooper)	9/3/19 at PIT (10th)
STOLEN BASES			TOTAL BASES		
SB	Player (last)	Date (Inning)	TB	Player (last)	Date (Inning)
2	Juan Pierre	4/29/13 vs. NYM (12th)	4	Many times (Garrett Cooper)	9/3/19 at PIT (10th)

PITCHING - EXTRA INNINGS ONLY

BATTERS FACED			RUNS ALLOWED		
BF	Player (last)	Date (Inning)	R	Player (last)	Date (Inning)
11	Chris Hatcher	7/8/13 vs. ATL (14th)	6	Chris Hatcher	7/8/13 vs. ATL (14th)
HITS ALLOWED			WALKS		
H	Player (last)	Date (Inning)	BB	Player (last)	Date (Inning)
5	Joe Borowski	9/17/06 at ATL (10th)	4	Four times (Tyler Kinley)	6/9/19 vs. ATL (10th)
STRIKEOUTS			HOME RUNS ALLOWED		
SO	Player (last)	Date (Inning)	HR	Player (last)	Date (Inning)
3	Many times (Jarlin Garcia)	6/9/19 vs. ATL (11th)	2	Twice (Kevin Gregg)	6/27/07 vs. PIT (10th)
HIT BATTERS			WILD PITCHES		
HB	Player (last)	Date (Inning)	WP	Player (last)	Date (Inning)
1	Many times (Kyle Keller)	9/27/19 at PHI (11th)	1	Many times (Jeff Bringham)	9/24/19 at NYM (11th)

FIELDING - EXTRA INNINGS ONLY

ERRORS			OUTFIELD ASSISTS		
E	Player (last)	Date (Inning)	OF Asst.	Player (last)	Date (Inning)
1	Many times (Miguel Rojas)	9/27/19 at PHI (15th)	1	Many times (JT Riddle)	6/9/19 at STL (10th)
PASSED BALLS					
PB	Player (last)	Date (Inning)			
1	Seven times (A.J. Ellis)	9/3/17 vs. PHI (12th)			

INNING RECORDS - CLUB

BATTING

PLATE APPEARANCES		HITS		RUNS	
PA	Date (Inning)	H	Date (Inning)	R	Date (Inning)
15	6/4/19 at MIL (5th)	10	4x; last, 8/12/15 vs. BOS (6th)	11	6/4/19 at MIL (5th)
HOME RUNS		EXTRA-BASE HITS		STOLEN BASES	
HR	Date (Inning)	XBH	Date (Inning)	SB	Date (Inning)
4	8/26/98 at STL (9th)	5	4x; last, 7/3/12 at MIL (8th)	4	6x; last, 4/18/03 at NYM (4th)

PITCHING

BATTERS FACED			RUNS ALLOWED			HITS ALLOWED		
BF	Date (Inning)	R	Date (Inning)	H	Date (Inning)			
19	6/27/03 at BOS (1st)	14	6/27/03 at BOS (1st)	13	6/27/03 at BOS (1st)			
WALKS			HOME RUNS ALLOWED			HIT BATTERS		
BB	Date (Inning)	HR	Date (Inning)	HB	Date (Inning)			
7	10/5/01 at ATL (1st)	4	4/19/16 vs. WSH (7th)	3	3x; last, 9/16/19 at ARI (1st)			
WILD PITCHES								
WP	Date (Inning)							
3	8/30/10 vs. WSH (7th)							

FIELDING

ERRORS		OUTFIELD ASSISTS		PASSED BALLS	
E	Date (Inning)	OF Assists	Date (Inning)	PB	Date (Inning)
4	9/17/05 vs. PHI (9th)	1	Many times, last, 6/19/19 at STL (10th)	1	Seven times, last 9/3/17 vs. PHI (12th)

BATTING - EXTRA INNINGS ONLY

PLATE APPEARANCES		HITS		RUNS	
PA	Date (Inning)	H	Date (Inning)	R	Date (Inning)
11	6/10/02 at KC (14th)	5	9/10/96 at NYM (12th)	7	6/10/02 at KC (14th)
HOME RUNS		EXTRA-BASE HITS		STOLEN BASES	
HR	Date (Inning)	XBH	Date (Inning)	SB	Date (Inning)
2	7/9/17 at SF (11th)	3	3x; last, 4/30/09 at CHC (10th)	2	2x; last, 7/9/18 vs. MIL (10th)

PITCHING - EXTRA INNINGS ONLY

BATTERS FACED			RUNS ALLOWED			HITS ALLOWED		
BF	Date (Inning)	R	Date (Inning)	H	Date (Inning)			
11	2x; last, 7/31/15 vs. SD (11th)	6	3x; last, 9/21/19 vs. WSH (10th)	5	2x; last, 9/21/19 vs. WSH (10th)			
WALKS			HOME RUNS ALLOWED			HIT BATTERS		
BB	Date (Inning)	HR	Date (Inning)	HB	Date (Inning)			
4	5x; last, 6/9/19 vs. ATL (10th)	2	2x; last, 6/27/07 vs. PIT (10th)	1	Many times; last, 9/27/19 at PHI (11th)			
WILD PITCHES								
WP	Date (Inning)							
1	Many times, last, 9/24/19 at NYM (11th)							

FIELDING - EXTRA INNINGS ONLY

ERRORS		OUTFIELD ASSISTS		PASSED BALLS	
E	Date (Inning)	OF Assists	Date (Inning)	PB	Date (Inning)
2	2x; last, 7/8/13 vs. ATL (14th)	1	Many times, last, 6/19/19 at STL (10th)	1	Seven times, last, 9/3/17 vs. PHI (12th)

STREAKS • PLAYERS

BATTING

HITS • CONSECUTIVE GAMES

OVERALL

Length	Player	Year	Range
35	Luis Castillo	2002	May 8-June 21
26	Jose Reyes	2012	July 13-August 8
	Emilio Bonifacio	2011	June 28-July 28
25	Kevin Millar	2002	August 24-September 19
22	Luis Castillo	1999	August 9-September 3
	Edgar Renteria	1996	July 25-August 16

AT HOME

Length	Player	Year	Range
22	Kevin Millar	2002	August 3-September 28
19	Cody Ross	2010	April 15-May 28
17	Miguel Cabrera	2007	June 30-August 4
	Juan Encarnacion	2003	August 14-September 25
	Luis Castillo	2002	May 8-June 21

ON ROAD

Length	Player	Year	Range
27	Luis Castillo	2002	May 5-July 16
21	Casey McGehee	2014	May 15-July 7
	Greg Dobbs	2012	June 21-August 5
	Cliff Floyd	2001	May 13-June 28
18	Jeremy Hermida	2008	June 2-July 8
	Miguel Cabrera	2004	July 16-August 18
	Mike Lowell	2000	July 27-September 5

VS. ONE OPPONENT - OVERALL

Length	Opp.	Player	Range
23	Tampa Bay	Luis Castillo	June 4, 1999-June 21, 2003 *
	Cincinnati	Jeff Conine	May 4, 1993-May 9, 1995
22	Atlanta	Chris Coghlan	August 23, 2009-June 8, 2011
21	Los Angeles-NL	J.T. Realmuto	May 11, 2015-May 16, 2018 *
	Tampa Bay	Marcell Ozuna	May 27, 2013-May 4, 2017 *
20	Houston	Hanley Ramirez	July 15, 2006-April 20, 2010
	Colorado	Jeff Conine	June 19, 1995-August 13, 1996
19	Milwaukee	Hanley Ramirez	April 25, 2008-July 4, 2012
	New York-NL	Dee Gordon	April 18, 2015-April 12, 2016
	New York-NL	Luis Castillo	May 24, 2002-April 9, 2003
18	San Francisco	Juan Pierre	May 7, 2003-August 14, 2005
17	Los Angeles-NL	Edgar Renteria	July 25, 1996-May 8, 1998
	Philadelphia	Marcell Ozuna	June 24, 2014-August 21, 2015
	Pittsburgh	Miguel Cabrera	July 6, 2004-July 22, 2006
16	Montreal	Juan Pierre	July 12, 2003-April 14, 2004
	Cincinnati	Luis Castillo	August 27, 2000-May 25, 2003
15	New York-NL	Juan Pierre	June 4, 2004-September 9, 2004

*Opened career

REACHED BASE W/O AN ERROR • CONSECUTIVE GAMES

OVERALL

Length	Player	Year	Range
46	Luis Castillo	2002	April 25-June 21
43	Kevin Millar	2002	August 10-September 28
42	Logan Morrison	2010	August 7-September 23
37	Cliff Floyd	2000	April 30-June 11
36	Marcell Ozuna	2016	April 21-May 29
	Hanley Ramirez	2006	July 27-September 3

AT HOME

Length	Player	Year	Range
47	Hanley Ramirez	2007-'08	July 19-May 2
33	Juan Pierre	2003-'04	July 29-April 10
31	Gaby Sanchez	2010	May 31-August 22
	Luis Castillo	2000	May 9-July 28
28	Gaby Sanchez	2010-'11	August 31-April 22
26	Giancarlo Stanton	2011	July 20-September 28
	Hanley Ramirez	2010-'11	August 4-April 21
	Hanley Ramirez	2008-'09	July 31-April 11

ON ROAD

Length	Player	Year	Range
35	Christian Yelich	2016	May 29-August 17
33	Luis Castillo	2002	April 22-July 16
30	Hanley Ramirez	2009	June 28-September 14
	Dan Uggla	2006	June 5-August 14
	Alex Gonzalez	2005	May 14-July 16
29	Garrett Cooper	2018-'19	July 20-July 22
	Miguel Cabrera	2005	June 15-August 6

VS. ONE OPPONENT - OVERALL

Length	Opp.	Player	Range
49	Washington	Hanley Ramirez	July 4, 2006-April 8, 2009
33	Washington	Miguel Cabrera	June 4, 2005-April 22, 2007
30	Colorado	Jeff Conine	July 7, 1994-August 13, 1996
29	New York-NL	Chris Coghlan	May 29, 2009-May 16, 2011
28	Philadelphia	Christian Yelich	September 17, 2013-October 3, 2015
27	Los Angeles-NL	Luis Castillo	September 8, 1999-August 18, 2004
26	Arizona	Christian Yelich	July 7, 2014-September 23, 2017
	New York-NL	Luis Castillo	June 24, 2003-April 20, 2005
	Washington	Josh Willingham	April 3, 2007-July 2, 2008
24	Atlanta	Chris Coghlan	August 21, 2009-June 8, 2011
	New York-NL	Juan Pierre	June 4, 2004-May 29, 2005
	New York-NL	Mike Lowell	June 19, 2003-September 9, 2004
	Colorado	Miguel Cabrera	April 26, 2004-September 16, 2007
23	New York-NL	Donovan Solano	September 1, 2012-July 11, 2014
	Washington	Jeremy Hermida	July 4, 2006-April 18, 2008
	Washington	Greg Colbrunn	June 25, 1994-September 5, 1996
	Tampa Bay	Luis Castillo	June 4, 1999-June 21, 2003
	Cincinnati	Jeff Conine	May 4, 1993-May 9, 1995
	Colorado	Hanley Ramirez	June 2, 2006-April 24, 2010

HOME RUNS • CONSECUTIVE GAMES

OVERALL

Length	Player (last)	Year	Range
6	Giancarlo Stanton	2017	August 10-15
4	Nine times (last, Justin Bour)	(2017)	(September 19-23)

AT HOME

Length	Player	Year	Range
5	Giancarlo Stanton	2017	August 11-15
	Gary Sheffield	1994	April 16-27
4	Jorge Cantu	2008	May 25-June 7
	Cliff Floyd	2001	July 16-21

ON ROAD

Length	Player	Year	Range
6	Giancarlo Stanton	2012	August 24-September 9
5	Cody Ross	2008	May 10-28
	Charles Johnson	1997	July 23-August 8
4	Marcell Ozuna	2014	September 8-11
	Giancarlo Stanton	2012	August 8-18
	Josh Willingham	2008	September 22-26
	Hee-Seop Choi	2004	April 26-30
	Cliff Floyd	2002	April 7-30

VS. ONE OPPONENT - OVERALL

Length	Opp.	Player	Range
4	PHI	Giancarlo Stanton	May 30-July 19, 2017
	COL	Giancarlo Stanton	June 20, 2016-August 13, 2017
	WSH	Josh Willingham	April 22-July 15, 2007
3	ARI	Miguel Rojas	July 27-29, 2019
	PHI	Brian Anderson	April 13-June 28, 2019
	WSH	Giancarlo Stanton	September 19, 2016-June 19, 2017
	OAK	Marcell Ozuna	June 29, 2014-June 14, 2017
	CHC	Giancarlo Stanton	June 2, 2015-June 23, 2016
	ATL	Justin Bour	September 25-27, 2015
	SF	Justin Bour	June 30-July 2, 2015
	NYM	Giancarlo Stanton	September 1-3, 2014
	CHC	Giancarlo Stanton	April 27, 2013-June 16, 2014
	SF	Giancarlo Stanton	August 14, 2011-May 25, 2012
	ARI	Dan Uggla	May 20-21, 2009
	WSH	Hanley Ramirez	April 20-July 1, 2008
	ARI	Cody Ross	August 15, 2007-June 27, 2008
	NYM	Josh Willingham	September 11-13, 2006
	PHI	Miguel Cabrera	April 10-July 26, 2004
	NYM	Alex Gonzalez	May 30-July 10, 2004
	CHC	Derrek Lee	June 24, 2000-September 3, 2001
	LAD	Kevin Millar	August 16, 2000-August 22, 2001
	BOS	Cliff Floyd	June 5-7, 2000
	MON	Gary Sheffield	September 7, 1996-June 26, 1997
	COL	Charles Johnson	May 10-12, 1996
	SF	Gary Sheffield	April 16, 1994-April 5, 1996

STREAKS - PLAYERS

MISCELLANEOUS - CONSECUTIVE GAMES

RBI			
Length	Player	Year	Range
14	Jorge Cantu	2009-'10	September 29-April 15
10	Hanley Ramirez	2009	June 21-July 1
8	Giancarlo Stanton	2011	May 11-20
	Gaby Sanchez	2010	August 19-27
	Jorge Cantu	2008	September 9-19
	Mike Lowell	2003	July 13-27
	Ivan Rodriguez	2003	June 24-July 1
	Moises Alou	1997	June 6-16
	Gary Sheffield	1994	April 25-May 3

DOUBLES			
Length	Player	Year	Range
5	Cody Ross	2009	May 16-20
	Carlos Delgado	2005	May 1-7
	Mike Lowell	2005	April 24-May 1
	Kevin Millar	2002	September 5-10
	Bobby Bonilla	1997	May 17-23
4	Many times		

HIT-BY-PITCH			
Length	Player	Year	Range
3	Dee Gordon	2017	May 17-19
	Derek Dietrich	2015	June 30-July 2
	Aaron Boone	2007	May 23-25
	Carlos Delgado	2005	July 16-18
	Cliff Floyd	2000	May 12-16

GAMES PLAYED			
Length	Player	Year	Range
486	Juan Pierre		3/31/03 to 10/02/05
315	Derrek Lee		8/11/01 to 7/28/03
307	Jeff Conine		4/5/93 to 5/28/95
258	Preston Wilson		8/28/99 to 6/13/01
180	Adeiny Hechavarria		5/2/13 to 5/20/14
	Dan Uggla		8/10/09 to 8/29/10

RUN SCORED			
Length	Player	Year	Range
10	Dan Uggla	2007	August 25-September 5
9	Cameron Maybin	2010	April 7-15
	Chris Coghlan	2009	September 11-10
	Jorge Cantu	2008	September 8-19
	Hanley Ramirez	2008	April 18-26
	Hanley Ramirez	2006	August 20-30
	Alex Gonzalez	2001	July 12-20
8	14 times		

TRIPLES			
Length	Player	Year	Range
2	24 times		

STOLEN BASES			
Length	Player	Year	Range
4	15 times		

GAMES STARTED			
Length	Player	Year	Range
299	Juan Pierre		5/1/03 to 4/8/05
212	Derrek Lee		6/2/02 to 7/28/03
149	Dan Uggla		8/3/06 to 7/17/07
130	Gary Sheffield		4/1/96 to 8/24/96
122	Gaby Sanchez		9/13/10 to 7/24/11

EXTRA-BASE HITS			
Length	Player	Year	Range
10	Cliff Floyd	2001	July 12-21
8	Jorge Cantu	2008	September 9-19
6	10 times		

WALKS			
Length	Player	Year	Range
10	Jeff Conine	1995	August 11-20
9	Miguel Cabrera	2007	August 7-16
	Luis Castillo	2000	April 4-13
	Gary Sheffield	1997	June 10-20
8	Miguel Cabrera	2006	June 10-18
	Derrek Lee	2002	September 20-28
	Gary Sheffield	1996	April 7-14
	Gary Sheffield	1995	May 3-10

STRIKEOUTS			
Length	Player	Year	Range
26	Jose Urena	2017-'18	August 16-July 9
23	Jorge Alfaro	2019	July 31-August 31
20	Justin Ruggiano	2013	April 15-May 7
19	Giancarlo Stanton	2015	May 13-June 2
18	Sandy Alcantara	2019	April 17-August 5
17	Giancarlo Stanton	2012	August 26-September 14
	Jeremy Hermida	2007	May 19-June 5
16	Six times		

TOP STREAKS BY PLATE APPEARANCE/AT-BAT

CONSECUTIVE PLATE APPEARANCES WITH A...			
Stat	Streak	Player	Range
Hit	8	Christian Yelich	10/3/15
		Preston Wilson	5/12/01 to 5/15/01
Reaching Base	10	Cameron Maybin	9/17/08 to 9/19/08
		Derrek Lee	9/25/02 to 9/27/02
		Juan Encarnacion	7/1/05 to 7/2/05
XBH	4	Giancarlo Stanton	6/8/15 to 6/9/15
		Cody Ross	6/12/09 to 6/13/09
		Alex Gonzalez	6/14/00 to 6/16/00
Home Run	2	Many (last, Harold Ramirez)	8/29/19 to 8/30/19
RBI	4	Many (last, JT Riddle)	5/19/17 to 5/20/17
Walk	6	Ivan Rodriguez	4/8/03 to 4/9/03
Strikeout	11	Sandy Alcantara	9/8/19 to 9/29/19

CONSECUTIVE AT-BATS WITH A...			
Stat	Streak	Player	Range
Hit	8	Christian Yelich	10/3/15
		Cameron Maybin	9/18/08 to 9/19/08
		Preston Wilson	5/12/01 to 5/15/01
		Gary Sheffield	9/17/95 to 9/18/95
XBH	4	Many (last, Giancarlo Stanton)	7/5/16 to 7/6/16
Home Run	4	Giancarlo Stanton	7/5/16 to 7/6/16
RBI	4	Many (last, Justin Bour)	4/30/17
Strikeout	18	Sandy Alcantara	8/22/19 to 9/29/19

STREAKS - PLAYERS

PITCHING

CONSECUTIVE WINS

OVERALL - CONSECUTIVE STARTS WITH A WIN

Length	Player	Year	Range
8	Chris Hammond.....	1993.....	May 26-July 2
	José Fernández.....	2016.....	April 28-June 5
7	A.J. Burnett.....	2005.....	July 19-Aug. 19
	Dontrelle Willis.....	2005.....	April 8-May 11
	Dontrelle Willis.....	2003.....	May 25-June 26

AT HOME - CONSECUTIVE STARTS WITH A WIN

Length	Player	Year	Range
8	José Fernández.....	2013-'14.....	July 28-April 5
7	Kevin Brown.....	1996-'97.....	Aug. 14-April 6
6	Kevin Brown.....	1996.....	May 28-July 24
	Anibal Sanchez.....	2006-'08.....	Sept. 6-July 31
	Dontrelle Willis.....	2005.....	April 8-May 23
	José Fernández.....	2016.....	April 18-June 5

ON ROAD - CONSECUTIVE STARTS WITH A WIN

Length	Player	Year	Range
7	Ricky Nolasco.....	2010.....	June 23-Aug. 17
6	Carl Pavano.....	2004.....	July 22-Sept. 10
5	Dontrelle Willis.....	2006-'07.....	Sept. 15-April 28
	Dontrelle Willis.....	2005.....	Aug. 7-Sept. 22
	Ryan Dempster.....	2001.....	July 3-Aug. 5
	Livan Hernandez.....	1998.....	June 20-Aug. 10

OVERALL VS. ONE OPPONENT - CONSECUTIVE STARTS WITH A WIN

Length	Player	Year/Opponent	Range
6	Brad Penny.....	2000-'02/MTL.....	Sept. 28-April 4
5	Dontrelle Willis.....	2003-'04/NYM.....	June 16-July 11
	Ricky Nolasco.....	2006-'10/COL.....	June 3-July 21
	Ryan Dempster.....	2000-'01/NYM.....	May 7-July 19

OVERALL - CONSECUTIVE DECISIONS WITH A WIN

Length	Player	Year	Range
9	Livan Hernandez.....	1997.....	June 28-Aug. 31
	Pat Rapp.....	1995.....	Aug. 11-Sept. 27
8	Dontrelle Willis.....	2003.....	May 25-July 13
	José Fernández.....	2016.....	April 28-June 5
	Brad Penny.....	2000-'01.....	July 13-May 19
	Chris Hammond.....	1993.....	May 26-July 2

AT HOME - CONSECUTIVE DECISIONS WITH A WIN

Length	Player	Year	Range
17	José Fernández.....	2013-'15.....	June 1-Sept. 25
9	José Fernández.....	2016.....	April 18-July 23
8	Kevin Brown.....	1996-'97.....	Aug. 14-April 29
7	Robb Nen.....	1996-'97.....	April 6-May 20
	Anibal Sanchez.....	2006-'08.....	Aug. 21-July 31

ON ROAD - CONSECUTIVE DECISIONS WITH A WIN

Length	Player	Year	Range
9	Carl Pavano.....	2004.....	June 4-Sept. 10
8	José Ureña.....	2017.....	May 7-Aug. 22
7	Ricky Nolasco.....	2010.....	June 23-Aug. 17
6	Edward Mujica.....	2011.....	April 15-July 17
	Brad Penny.....	2000-'01.....	July 13-June 10

OVERALL VS. ONE OPPONENT - CONSECUTIVE DECISIONS WITH A WIN

Length	Player	Year/Opponent	Range
8	Josh Johnson.....	2006-'12/WSH.....	May 4-May 30
	Anibal Sanchez.....	2006-'12/WSH.....	July 19-May 29
7	Josh Johnson.....	2006-'09/NYM.....	May 26-Aug. 26
	José Fernández.....	2013-'16/WSH.....	Sept. 6-Sept. 20
6	Ricky Nolasco.....	2006-'09/WSH.....	July 17-June 29
	Brad Penny.....	2000-'02/MTL.....	Sept. 28-April 4

CONSECUTIVE LOSSES

OVERALL - CONSECUTIVE STARTS WITH A LOSS

Length	Player	Year	Range
7	Brad Hand.....	2011-'13.....	Aug. 8-Sept. 13
	Tom Koehler.....	2015.....	July 29-Aug. 29
	Elieser Hernandez.....	2018-'19.....	May 21-June 17
6	Edinson Volquez.....	2017.....	April 19-May 24

AT HOME - CONSECUTIVE STARTS WITH A LOSS

Length	Player	Year	Range
6	Jack Armstrong.....	1993.....	Aug. 12-Oct. 3
	Livan Hernandez.....	1998.....	July 9-Sept. 1
	José Ureña.....	2015-'16.....	June 28-Sept. 6
5	Trevor Richards.....	2019.....	June 8-July 17
	Pat Rapp.....	1996.....	May 15-June 23
	Chris Volstad.....	2011.....	May 7-July 5
	José Ureña.....	2018.....	April 9-May 13

ON ROAD - CONSECUTIVE STARTS WITH A LOSS

Length	Player	Year	Range
5	Joe Fontenot.....	1998.....	May 30-July 2
	Josh Johnson.....	2012.....	Aug. 9-Sept. 26
	Dennis Springer.....	1999.....	Aug. 15-Oct. 3
	Edinson Volquez.....	2017.....	April 9-May 24
	Nathan Eovaldi.....	2014.....	Aug. 26-Sept. 27

OVERALL - CONSECUTIVE DECISIONS WITH A LOSS

Length	Player	Year	Range
10	Brian Moehler.....	2005-'06.....	July 26-May 9
9	Dontrelle Willis.....	2007.....	June 3-Aug. 8
	Brad Ziegler.....	2017-'18.....	May 1-May 30
	Jacob Turner.....	2013-'14.....	July 19-May 18
8	Six times (last, José Ureña).....	2017-'18.....	

AT HOME - CONSECUTIVE DECISIONS WITH A LOSS

Length	Player	Year	Range
8	Vladimir Nunez.....	1999-2001.....	Aug. 5-April 22
	José Ureña.....	2018.....	March 29-July 23
7	Livan Hernandez.....	1998-'99.....	July 9-April 6
	Dontrelle Willis.....	2007.....	May 9-Aug. 3

ON ROAD - CONSECUTIVE DECISIONS WITH A LOSS

Length	Player	Year	Range
11	Andrew Miller.....	2008-'10.....	June 22-Sept. 29
	Jacob Turner.....	2012-'14.....	Aug. 22-May 18
8	Steve Cishek.....	2013-'15.....	April 7-July 7
	A.J. Burnett.....	2002-'04.....	Aug. 7-Aug. 17
	Michael Tejera.....	2002-'04.....	June 11-July 1

SCORELESS INNING STREAKS

STARTER - OVERALL

Length	Player	Year	Range
29.0	Javier Vazquez	2011	Sept. 5-27
26.0	Henderson Alvarez	2014	May 22-June 8
24.2	Pat Rapp	1995	Sept. 12-27
24.0	Chris Hammond	1994	May 5-21
	Dontrelle Willis	2005	April 8-18
23.0	Anibal Sanchez	2006	July 6-25
	Jose Fernandez	2016	May 26-June 11
21.0	A.J. Burnett	2002	Aug. 12-Sept. 27
20.0	Josh Johnson	2010	May 13-29

STARTER - AT HOME

Length	Player	Year	Range
31.0	Dontrelle Willis	2003	May 31-July 2
27.0	Henderson Alvarez	2014	May 6-June 15
26.0	A.J. Burnett	2005	July 6-Aug. 14
25.0	José Fernández	2016	May 21-June 26
23.0	José Fernández	2016	Aug. 8-Sept. 20
	Dontrelle Willis	2005	April 8-23

STARTER - ON ROAD

Length	Player	Year	Range
29.0	Dontrelle Willis	2005	June 13-July 17
26.0	Javier Vazquez	2011	Aug. 18-Sept. 16
21.0	Carlos Zambrano	2012	April 20-May 18
20.0	Josh Johnson	2010	May 8-July 2
18.0	Jesus Sanchez	2000	July 18-Aug. 8

RELIEVER - OVERALL

Length	Player	Year	Range
26.1	Luis Aquino	1994	May 15-July 26
20.2	Kyle Barraclough	2018	May 11-June 30
20.0	Jarlin Garcia	2019	June 14-Aug. 1
19.2	Drew Steckenrider	2018	May 22-July 8
18.2	Todd Jones	2005	July 19-Aug. 27
18.0	Clay Hensley	2010	Aug. 25-Oct. 3
17.2	Robb Nen	1995	July 21-Aug. 28
17.1	Ryan Webb	2013	April 20-May 20
17.0	Steve Cishek	2013	June 8-July 14

RELIEVER - AT HOME

Length	Player	Year	Range
25.2	Brian Sanches	2009	May 19-Aug. 28
21.1	Bryan Morris	2014	June 14-Sept. 3
20.0	AJ Ramos	2015	May 1-July 31
19.0	Clay Hensley	2010	April 11-May 30
18.2	Doug Waechter	2008	April 18-June 6

RELIEVER - ON ROAD

Length	Player	Year	Range
19.2	Steve Cishek	2013	June 8-Sept. 22
19.0	Luis Aquino	1994	May 15-Aug. 6
16.2	Armando Benitez	2004	April 15-June 4
16.0	Braden Looper	2000	April 13-June 28
15.2	Todd Jones	2005	July 19-Sept. 22

MISCELLANEOUS PITCHING STREAKS - OVERALL ONLY

TEAM WINS WHEN PITCHER STARTS

Length	Player	Year	Range
10	Henderson Alvarez	2014	May 16-July 6
9	Chris Hammond	1993	May 19-July 2
8	José Fernández	2016	April 28-June 5
7	Six times		

TEAM LOSSES WHEN PITCHER STARTS

Length	Player	Year	Range
14	José Ureña	2017-'18	Sept. 26-May 30
12	Brian Moehler	2005-'06	July 26-April 28
10	Sergio Mitre	2006-'07	April 11-May 5
	Jack Armstrong	1993	July 22-Sept. 9
9	Three times		

CONSECUTIVE NO-DECISIONS - STARTERS

Length	Player	Year	Range
5	Brad Penny	2000	May 27-June 18
	Marc Valdes	1995-'96	Aug. 28-Aug. 4
	David Weathers	1996	June 13-July 7
	Tom Koehler	2014	Aug. 23-Sept. 14
	Adam Conley	2015-'16	Sept. 23-April 13
	Caleb Smith	2018-'19	June 13-April 7

CONSECUTIVE SAVES CONVERTED

Length	Player	Year	Range
33	Steve Cishek	2013-'14	June 8-April 22
	AJ Ramos	2015-'16	Sept. 8-June 25
27	Todd Jones	2005	June 11-Sept. 13
21	Bryan Harvey	1993	April 10-June 25
19	Juan Carlos Oviedo	2010-'11	Sept. 30-May 24

CONSECUTIVE BLOWN SAVES

Length	Player	Year	Range
11	Renyel Pinto	2007-'09	May 5-July 1
10	AJ Ramos	2012-'15	Sept. 7-April 28
9	Kyle Barraclough	2015-'17	Sept. 11-Sept. 12
	Mike Dunn	2014-'16	Aug. 19-Sept. 23
8	Tayron Guerrero	2018-'19	May 20-July 18

STREAKS - PLAYERS / TEAM STREAKS

ERRORLESS STREAKS BY GAMES - BY POSITION

PITCHER				CATCHER			
Length	Player	Year	Range	Length	Player	Year	Range
272	AJ Ramos	2013-'17	May 7-May 7	172	Charles Johnson	1996-'97	June 24-Sept. 28
245	Braden Looper	2000-'03	Aug. 5-Sept. 28	82	Mike Redmond	1999-2000	Aug. 1-July 23
220	Robb Nen	1994-'97	April 29-July 25	81	Bryan Holaday	2018-'19	March 31-Aug. 28
199	Armando Almanza	1999-2003	July 29-April 27	75	Brett Hayes	2010-'12	May 15-April 8
193	Juan Carlos Oviedo	2009-'11	May 20-Sept. 21	71	Charles Johnson	1998-2001	April 18-June 10

FIRST BASE				SECOND BASE			
Length	Player	Year	Range	Length	Player	Year	Range
104	Wes Helms	2006-'08	April 17-April 30	70 *	Miguel Rojas	2015-'19	July 11-April 15
90	Derrek Lee	2000-'01	Sept. 3-June 18	69	Luis Castillo	2003-'04	July 11-April 9
83	Justin Bour	2017-'18	May 7-April 8	67	Dee Gordon	2015	June 26-Sept. 25
76	Justin Bour	2016-'17	May 20-May 5		Dave Berg	1998-2000	April 20-Sept. 23
	Miguel Rojas	2016-'18	April 5-July 29	65	Craig Counsell	1998	May 2-July 22

*current entering 2020

THIRD BASE				SHORTSTOP			
Length	Player	Year	Range	Length	Player	Year	Range
69	Mike Lowell	2004	July 10-Sept. 29	54	Miguel Rojas	2017-'18	Sept. 23-May 23
51	West Helms	2008-'09	June 27-April 26		Hanley Ramirez	2009	July 4-Sept. 12
49	Martin Prado	2015-'16	Aug. 15-April 16	47	Adeiny Hechavarria	2016	May 9-June 30
47	Terry Pendleton	1996	April 2-May 25	46	JT Riddle	2017-'18	June 30-June 28
45	Casey McGehee	2014	May 17-July 7	45	Alex Gonzalez	2003	April 23-June 16

LEFT FIELD				CENTER FIELD			
Length	Player	Year	Range	Length	Player	Year	Range
146	Jeff Conine	1996-2004	June 13-June 18	113	Cody Ross	2007-'08	Sept. 18-Sept. 27
133	Josh Willingham	2007-'08	Aug. 9-Sept. 28	110	Juan Pierre	2003-'04	June 15-April 24
111	Chris Coghlan	2010-'13	April 28-Sept. 28	103	Juan Pierre	2004	April 26-Aug. 21
108	Christian Yelich	2014-'15	May 26-May 10	101	Marcell Ozuna	2014-'15	Sept. 2-Aug. 18
102	Christian Yelich	2013-'14	July 23-May 24	95	Chris Coghlan	2011-'13	April 1-June 8

RIGHT FIELD				AS OUTFIELDER			
Length	Player	Year	Range	Length	Player	Year	Range
223	Juan Encarnacion	2002-'04	July 14-Aug. 12	229	Juan Encarnacion	2002-'04	July 14-Aug. 12
112	Jeremy Hermida	2008-'09	Aug. 8-Sept. 2	208	Chris Coghlan	2010-'13	April 28-Sept. 28
	Ichiro Suzuki	2015-'16	May 10-Sept. 1	169	Ichiro Suzuki	2015-'16	April 12-Sept. 1
103	Brian Anderson	2018-'19	May 13-July 14	146	Jeff Conine	1996-2004	June 13-June 18
93	Brett Carroll	2007-'10	June 19-June 3	137	Jesus Tavarez	1994-'96	May 23-Sept. 29

TEAM STREAKS

WINNING STREAKS - OVERALL			WINNING STREAKS - AT HOME			WINNING STREAKS - ON ROAD		
Games	Year	Range	Games	Year	Range	Games	Year	Range
9	2008	September 9-19	14	1995	May 27-August 28	8	1995	July 16-August 5
	2006	August 20-29	10	1996-'97	Sept. 8-April 3	7	2016	April 24-30
	2006	June 10-20	9	2006	Aug. 20-Sept. 4		2012	May 1-7
	2004	Aug. 27-Sept. 8		1996	May 6-14		2008-'09	Sept. 28-April 19
	1996	May 6-14	8	Five times	Last, June 20-July 1, 2009		2004	Aug. 21-Sept. 10
8	Twice	Last, May 11-20, 1997				6	Three times	Last, July 16-28, 2011
LOSING STREAKS - OVERALL			LOSING STREAKS - AT HOME			LOSING STREAKS - ON ROAD		
Games	Year	Range	Games	Year	Range	Games	Year	Range
11	2011	June 11-20	11	2006	April 15-May 9	15	2019	Aug. 3-Sept. 1
	1998	May 26-June 7		1999	April 28-May 19	12	2018	July 22-Aug. 17
	1998	April 11-12		1994-'95	Aug. 10-May 12		2012-'13	Sept. 10-April 1
10	1999	June 14-25	10	1998	Aug. 20-Sept. 5	11	1998	May 29-June 17
9	2013	May 21-30	9	2015	May 3-22	10	Four times	Last, May 11-June 5, 2013
	1998	Aug. 27-Sept. 5	8	Twice	Last, May 22-June 9, 2011			
HOME RUN STREAKS - OVERALL			HOME RUN STREAKS - AT HOME			HOME RUN STREAKS - ON ROAD		
Games	Year	Range	Games	Year	Range	Games	Year	Range
14	2008	June 29-July 12	13	2007	July 19-Aug. 16	15	2008	June 17-July 12
13	2009	July 26-Aug. 9	12	2009	May 6-24	12	2012	June 19-July 18
	2009	May 13-25		2008	May 1-21	11	1999	May 9-June 4
12	2007	Aug. 18-29		2007	June 24-July 17	10	Five times	Last, Sept. 16-29, 2019
	2007	July 27-Aug. 9	10	2006	May 10-30			
11	Twice	Last, Aug. 18-29, 2007						
STREAKS W/O A HOME RUN - OVERALL			STREAKS W/O A HOME RUN - AT HOME			STREAKS W/O A HOME RUN - ON ROAD		
Games	Year	Range	Games	Year	Range	Games	Year	Range
9	2013	April 6-15	11	1993-'94	Sept. 25-April 13	8	2003	April 6-19
	1993	Sept. 25-Oct. 3	10	2014-'15	Sept. 20-April 11	7	2012	Aug. 1-7
7	Five times	Last, May 7-14, 2019		2013	May 17-June 1		1999	Aug. 18-31
			8	2016	Aug. 14-Sept. 5		1994	April 24-May 16
				2012-'13	Oct. 3-April 15	6	Three times	Last, Aug. 9-14, 2013
				2005	April 21-May 9			

MISCELLANEOUS			MISCELLANEOUS		
Stat	Streak (Games)	Range	Stat	Streak (Games)	Range
XBH	111	May 27-Sept. 28, 2007	Shutouts of Opp.	3	Twice; last, Aug. 17-19, 2005
No XBH	4	Sept. 12-16, 1993			
Run Scored	64	April 8-June 16, 2003			
No Runs Scored	3	Twice; last, July 19-21, 2013			

COMPLETE GAME HISTORY

LOW-HIT

Hits	Player	Date
0	Edinson Volquez	6/3/17 vs. ARI
0	Henderson Alvarez	9/29/13 vs. DET
0	Anibal Sanchez	9/6/06 vs. ARI
0	Kevin Brown	6/10/97 at SF
0	A.J. Burnett	5/12/01 at SD
0	Al Leiter	5/11/1996 vs. COL
1	Nine times	last, Anibal Sanchez, 9/10/11 at PIT

FEWEST RUNS ALLOWED

Runs	Player	Date
0	64 times	last, Sandy Alcantara, 9/8/19 vs. KC
1	45 times	last, José Ureña, 8/19/18 at WSH
2	17 times	last, Javier Vazquez, 9/27/11 vs. WSH

MOST STRIKEOUTS

Strikeouts	Player	Date
12	Josh Johnson	4/26/10 vs. SD
12	Dontrelle Willis	9/10/06 vs. PHI
11	Five times	last, Anibal Sanchez, 9/10/11 at PIT
10	Four times	last, Edinson Volquez, 6/3/17 vs. ARI

MOST HITS

Hits	Player	Date
12	Kevin Brown	5/25/97 at SD
12	Chris Hammond	6/19/95 at COL
11	Alex Fernandez	7/5/97 at NYM
11	Livan Hernandez	5/11/98 at HOU
10	Livan Hernandez	8/21/98 vs. LAD

MOST RUNS ALLOWED

Runs	Player	Date
5	Four times	last, Ricky Nolasco, 8/16/12 at COL
4	Three times	last, Ryan Dempster, 6/28/02 at TB
3	12 times	last, Josh Johnson, 6/14/09 at TOR

FEWEST STRIKEOUTS

Strikeouts	Player	Date
1	Pat Rapp	4/11/97 at CIN
1	Dontrelle Willis	5/12/04 at HOU
2	Six times	last, Josh Beckett, 8/31/04 at NYM
3	18 times	last, Mark Buehrle, 5/5/12 at SD

FEWEST BATTERS FACED (MIN. 9.0 IP)

BF	Player	Date
27	Edinson Volquez	6/3/17 vs. ARI
28	Five times	last, Sandy Alcantara, 5/19/19 vs. NYM
29	Seven times	last, Carlos Zambrano, 5/7/12 at HOU

FEWEST PITCHES THROWN (MIN. 9.0 IP)

Pitches	Player	Date
88	Henderson Alvarez	6/3/14 vs. TB
89	Sandy Alcantara	5/19/19 vs. NYM
89	A.J. Burnett	6/25/04 at TB
90	Henderson Alvarez	4/19/14 vs. SEA
91	Dontrelle Willis	5/12/04 at HOU

FEWEST WALKS

Walks	Player	Date
0	25 times	last, Henderson Alvarez, 6/3/14 vs. TB
1	51 times	last, Sandy Alcantara, 4/19/19 vs. NYM
2	25 times	last, Sandy Alcantara, 9/8/19 vs. KC

MOST BATTERS FACED

BF	Player	Date
41	Chris Hammond	6/19/95 at COL
41	Livan Hernandez	8/21/98 vs. LAD
37	Five times	last, Livan Hernandez, 4/23/99 vs. ATL
36	Seven times	last, Josh Johnson, 6/14/09 at TOR

MOST PITCHES THROWN

Pitches	Player	Date
152	Livan Hernandez	6/25/98 vs. TB
149	Livan Hernandez	8/21/98 vs. LAD
148	John Burkett	7/3/95 vs. SD
144	Livan Hernandez	6/9/98 vs. TOR
142	Chris Hammond	6/19/95 at COL

MOST WALKS

Walks	Player	Date
9	A.J. Burnett	5/12/01 at SD
5	Ryan Bowen	5/10/93 at NYM
5	Chris Hammond	6/19/95 at COL
5	Kirt Ojala	9/16/98 at MON
4	12 times	last, Anibal Sanchez, 9/6/06 vs. ARI

MARLINS NO-HITTERS



Al Leiter - May 11, 1996 - Joe Robbie Stadium

Colorado	000	000	000	--	0	0	0
Florida	620	012	00x	--	11	11	0

Al Leiter (2 bb, 6 so, 104 pitches) tossed the first no-hitter in Club history. It was the largest margin of victory in a no-hitter since St. Louis's Bob Gibson (also 11-0) on August 14, 1971 vs. Pittsburgh.



Kevin Brown - June 10, 1997 - 3Com Park at Candlestick Point

Florida	000	010	701	--	9	8	0
San Fran.	000	000	000	--	0	0	3

A HBP was all that separated Kevin Brown (7 so, 99 pitches) from a perfect game. He was just the second pitcher in MLB history to fall a HBP short of perfection (two others since).



A.J. Burnett - May 12, 2001 - Qualcomm Stadium

Florida	002	010	000	--	3	7	0
San Diego	000	000	000	--	0	0	3


A.J. Burnett walked nine and struck out seven in his no-hitter in San Diego. He and the Reds' Jim Maloney (8/19/65 vs. CHC) are the only pitchers in MLB history with 9+ BB in a 9.0-inn. no-no.



Anibal Sanchez - September 6, 2006 - Dolphins Stadium

Arizona	000	000	000	--	0	0	0
Florida	010	100	00x	--	2	5	1

Anibal Sanchez (4 bb, 6 so, 103 pitches) no-hit Arizona in his 13th career MLB start. He was just the second Venezuelan to record a no-hitter in MLB history, and the 19th rookie.



Henderson Alvarez - September 29, 2013 - Marlins Park

Detroit	000	000	000	--	0	0	1
Miami	000	000	001	--	1	6	1

Henderson Alvarez (bb, 4 so, 99 pitches) threw the first Closing Day no-hitter in MLB since Mike Witt in 1984. It was also the first no-hitter clinched in walk-off fashion since 1997.



Edinson Volquez - June 3, 2017 - Marlins Park

Arizona	000	000	000	--	0	0	1
Miami	000	100	02x	--	3	9	0

Edinson Volquez (2 bb, 10 so, 98 pitches) threw the 29th no-hitter since 1913 in which the pitcher faced the minimum 27 batters, and just the ninth that was not a perfect game.

TEAM FIELDING - SINGLE GAME RECORDS

ERRORS				MOST DOUBLE PLAYS TURNED				MOST OUTFIELD ASSISTS			
Game Type	Errors	Occurrences	Date (last)	Game Type	Double Plays	Occurrences	Date (last)	Game Type	OF Assists	Occurrences	Date (last)
9 inn.	6	Once	9/21/2007 vs. NYM	9 inn.	4	Many times	(5/6/19 at CHC)	9 inn.	3	Four times	(8/17/19 at COL)
Extras	5	Once	8/1/1996 at LAD	Extras	5	Twice	(6/29/05 vs. ATL)	Extras	3	Once	9/12/17 vs. PHI

LENGTH OF GAME

LONGEST GAME TIMES (9 INN.) MARLINS PARK			LONGEST GAME TIMES (EXTRAS) MARLINS PARK			SHORTEST GAME TIMES (9 INN.) MARLINS PARK			SHORTEST GAME TIMES (EXTRAS) MARLINS PARK		
Time		Date	Time (Innings)		Date	Time		Date	Time (Innings)		Date
4:10		Aug. 23, 2019 vs. PHI	5:38 (16)		April 13, 2017 vs. NYM	1:58		April 27, 2015 vs. NYM	2:36 (10)		Sept. 21, 2018 vs. CIN
4:08		Sept. 9, 2019 vs. MIL	5:34 (14)		Aug. 8, 2016 vs. SF	1:59		May 19, 2019 vs. NYM	2:54 (10)		May 1, 2018 vs. PHI
4:07		Aug. 15, 2019 vs. LAD	5:31 (16)		July 3, 2018 vs. TB	2:06		Sept. 29, 2013 vs. DET	2:57 (10)		May 16, 2013 vs. CIN
3:52		Aug. 26, 2016 vs. SD	5:31 (15)		April 29, 2013 vs. NYM	2:07		Aug. 31, 2012 vs. NYM	3:05 (10)		July 2, 2018 vs. TB
3:46		May 10, 2017 vs. STL	5:18 (17)		March 30, 2018 vs. CHC	2:07		April 29, 2014 vs. ATL	3:10 (10)		July 30, 2013 vs. NYM
LONGEST GAME TIMES (9 INN.) SUN LIFE STADIUM			LONGEST GAME TIMES (EXTRAS) SUN LIFE STADIUM			SHORTEST GAME TIMES (9 INN.) SUN LIFE STADIUM			SHORTEST GAME TIMES (EXTRAS) SUN LIFE STADIUM		
Time		Date	Time (Innings)		Date	Time		Date	Time (Innings)		Date
4:10		July 27, 1996 vs. SD	6:07 (20)		April 27, 2003 vs. STL	1:52		Sept. 20, 2010 vs. STL	2:23 (10)		August 7, 2010 vs. STL
3:57		Sept. 8, 2001 vs. NYM	5:44 (16)		Aug. 20, 1999 vs. HOU	1:54		July 27, 1994 vs. PHI	2:28 (10)		Sept. 26, 1998 vs. PHI (Game 1)
3:55		May 29, 1995 vs. HOU	5:06 (17)		June 8, 1998 vs. TOR	1:54		Sept. 7, 1995 vs. ATL	2:30 (10)		April 6, 1996 vs. SF
3:53		Aug. 11, 1993 vs. CHC	4:51 (13)		Sept. 3, 1993 vs. LAD	1:54		April 21, 2001 vs. MON	2:45 (10)		April 9, 2005 vs. WSH
3:51		Twice; last, June 30, 2010 vs. NYM	4:50 (13)		May 20, 2009 vs. ARI (Game 2)	1:55		Aug. 17, 2005 vs. SD	2:49 (10)		Aug. 9, 1996 vs. NYM
LONGEST GAME TIMES (9 INN.) ROAD VENUES			LONGEST GAME TIMES (EXTRAS) ROAD VENUES			SHORTEST GAME TIMES (9 INN.) ROAD VENUES			SHORTEST GAME TIMES (EXTRAS) ROAD VENUES		
Time		Date	Time (Innings)		Date	Time		Date	Time (Innings)		Date
4:07		June 27, 2003 at BOS	6:25 (20)		June 8, 2013 at NYM	1:58		Sept. 25, 2004 at ATL	2:25 (10)		Sept. 15, 2011 at PHI
4:02		July 26, 2017 at TEX	5:14 (14)		June 10, 2002 at KC	2:01		Sept. 28, 2014 at WSH	2:31 (10)		Oct. 2, 1999 at ATL
4:01		April 19, 2003 at NYM	5:13 (15)		Sept. 27, 2019 at PHI	2:03		July 1, 1996 at HOU	2:46 (10)		April 21, 2012 at WSH
3:59		May 24, 2019 at WSH	5:07 (15)		June 16, 2012 at TB	2:04		April 10, 1998 at PIT	2:47 (10)		May 19, 2006 at TB
3:59		July 4, 2008 at COL	4:57 (15)		Sept. 12, 2017 at PHI	2:04		Sept. 20, 1995 at PHI	2:47 (10)		Aug. 13, 2013 at KC

LONGEST GAMES - BY INNINGS MARLINS PARK			LONGEST GAMES - BY INNINGS SUN LIFE STADIUM			LONGEST GAMES - BY INNINGS ROAD VENUES		
Innings		Date	Innings		Date	Innings		Date
17		April 30, 2018 vs. CHC	20		April 27, 2003 vs. STL	20		June 8, 2013 at NYM
16		July 3, 2018 vs. TB	17		June 8, 1998 vs. TOR	16		July 12, 2002 at CHC
16		June 14, 2018 vs. SF	16		Aug. 20, 1999 vs. HOU	15		Five times; last, Sept. 27, 2019 at PHI
16		April 13, 2017 vs. NYM	15		May 11, 1995 vs. CIN			
15		April 29, 2013 vs. NYM	15		Aug. 10, 1993 vs. CHC			

BEST/WORST RECORDS BY GAME

NO.	BEST	YEAR	WORST	YEAR	NO.	BEST	YEAR	WORST	YEAR
1	1-0	12 times	0-1	15 times	32	19-13	2005, '11	8-24	1995, '99
2	2-0	1997, 2007, '09, '14	0-2	11 times	33	20-13	2011	8-25	1995
3	3-0	1997, 2009	0-3	1995, 2001, '13, '15	34	20-14	2004, '08, '11	9-25	1995, '99
4	4-0	2009	0-4	1995, 2001	35	21-14	2008, '11	9-26	1995
5	4-1	1997, 2004, '14	1-4	Six times	36	22-14	2008	9-27	1995
6	5-1	1997, 2004, '09, '14	1-5	Five times	37	23-14	2008	10-27	1995
7	6-1	1997, 2004, '09	1-6	Five times	38	23-15	2008, '11	11-27	1995, '99, 2006, '13
8	7-1	1997, 2004, '09	1-7	1995, '98, 2013	39	23-16	1997, 2005, '08, '11	11-28	1999, 2006, '13
9	8-1	1997, 2004, '09	1-8	1998, 2013	40	24-16	1997, 2005, '11	11-29	1999, 2006, '13
10	9-1	2009	1-9	1998, 2013	41	25-16	1997, 2005	11-30	2006, '13
11	10-1	2009	1-10	1998	42	26-16	1997, 2005	11-31	2006, '13
12	11-1	2009	1-11	1998	43	27-16	1997	11-32	2013
13	11-2	2009	2-11	1998, 2013	44	27-17	1997	12-32	2013
14	11-3	2009	3-11	1995, '98, 2013, '15	45	27-18	1997	13-32	2013
15	11-4	2004, '09	3-12	1995, 2013	46	28-18	1997	13-33	2013
16	11-5	2004, '09	3-13	1995, 2013	47	29-18	1997	13-34	2013
17	12-5	2004	4-13	1995, '98, 2013	48	29-19	1997, 2011	13-35	2013
18	12-6	2004, '11	4-14	1995, 2013	49	30-19	1997	13-36	2013
19	13-6	2004	4-15	2013	50	30-20	1997, 2004, '08, '11	13-37	2013
20	13-7	2004, '11	4-16	2013	51	31-20	1997	13-38	2013
21	14-7	2004, '11	5-16	1995, 2013	52	31-21	1997	13-39	2013
22	15-7	2004, '11	5-17	1995, 2013	53	31-22	1997, 2011	13-40	2013
23	15-8	2004, '11	5-18	1995, 2013	54	32-22	1997	13-41	2013
24	16-8	2011	5-19	1995, 2013	55	32-23	1997	14-41	2013
25	16-9	2011	5-20	1995	56	33-23	1997	15-41	2013
26	17-9	2011	6-20	1995, '99	57	33-24	1997	16-41	2013
27	18-9	2011	6-21	1995, '99	58	34-24	1997	16-42	2013
28	18-10	2011	6-22	1999	59	34-25	1997	16-43	2013
29	19-10	2011	7-22	1995, '99	60	35-25	1997	16-44	2013
30	19-11	2011	7-23	1995, '99	61	35-26	1997	17-44	1998, 2013
31	19-12	2005, '11	8-23	1995, '99	62	36-26	1997	18-44	1998, 2013

BEST/WORST RECORDS BY GAME

NO.	BEST	YEAR	WORST	YEAR	NO.	BEST	YEAR	WORST	YEAR
63	37-26	1997	18-45	2013	127	74-53	1997	45-82	1998
64	38-26	1997	19-45	1998, 2013	128	75-53	1997	45-83	1998
65	38-27	1997	19-46	1998, 2013	129	75-54	1997	45-84	1998
66	39-27	1997	20-46	1998, 2013	130	76-54	1997	45-85	1998
67	40-27	1997	20-47	1998, 2013	131	77-54	1997	45-86	1998
68	41-27	1997	21-47	1998, 2013	132	77-55	1997	46-86	1998
69	41-28	1997	21-48	1998	133	78-55	1997	47-86	1998
70	42-28	1997	21-49	1998	134	79-55	1997	47-87	1998
71	42-29	1997	22-49	1998, 2013	135	80-55	1997	47-88	1998
72	43-29	1997	23-49	1998, 2013	136	81-55	1997	47-89	1998
73	43-30	1997	24-49	1998, 2013	137	82-55	1997	47-90	1998
74	44-30	1997	24-50	1998, 2013	138	83-55	1997	47-91	1998
75	45-30	1997	25-50	1998, 2013	139	83-56	1997	47-92	1998
76	45-31	1997	25-51	1998	140	83-57	1997	47-93	1998
77	45-32	1997	26-51	1998, '99	141	83-58	1997	47-94	1998
78	46-32	1997	27-51	1998, '99, 2013	142	84-58	1997	47-95	1998
79	47-32	1997	27-52	1998, '99	143	84-59	1997	48-95	1998
80	48-32	1997	27-53	1998	144	84-60	1997	48-96	1998
81	48-33	1997	28-53	1998	145	84-61	1997	48-97	1998
82	49-33	1997	29-53	1998, '99	146	85-61	1997	48-98	1998
83	50-33	1997	30-53	1998, '99	147	86-61	1997	48-99	1998
84	50-34	1997	30-54	1998, '99	148	86-62	1997	48-100	1998
85	50-35	1997	30-55	1998, '99	149	87-62	1997	48-101	1998
86	50-36	1997	31-55	1998, '99	150	87-63	1997	49-101	1998
87	51-36	1997	31-56	1999	151	88-63	1997	49-102	1998
88	51-37	1997	32-56	1998, '99, 2013	152	89-63	1997	50-102	1998
89	52-37	1997	32-57	2013	153	90-63	1997	50-103	1998
90	53-37	1997	33-57	2013	154	90-64	1997	51-103	1998
91	53-38	1997	34-57	1999, 2013	155	90-65	1997	51-104	1998
92	54-38	1997	34-58	1999	156	90-66	1997	51-105	1998
93	55-38	1997	35-58	1999, 2013	157	91-66	1997	51-106	1998
94	55-39	1997	35-59	1999, 2013	158	92-66	1997	51-107	1998
95	56-39	1997	35-60	2013	159	92-67	1997	52-107	1998
96	56-40	1997	35-61	2013	160	92-68	1997	53-107	1998
97	56-41	1997	36-61	2013	161	92-69	1997	54-107	1998
98	56-42	1997	37-61	1998, 2013	162	92-70	1997	54-108	1998
99	57-42	1997	37-62	1998, 2013					
100	58-42	1997	37-63	1998					
101	58-43	1997	37-64	1998					
102	58-44	1997	37-65	1998					
103	58-45	1997	37-66	1998					
104	59-45	1997	38-66	1998					
105	60-45	1997	38-67	1998					
106	61-45	1997	38-68	1998					
107	62-45	1997	38-69	1998					
108	62-46	1997	38-70	1998					
109	63-46	1997	39-70	1998					
110	64-46	1997	39-71	1998					
111	65-46	1997	39-72	1998					
112	66-46	1997	39-73	1998					
113	66-47	1997	40-73	1998					
114	67-47	1997	40-74	1998					
115	67-48	1997	41-74	1998					
116	68-48	1997	41-75	1998					
117	68-49	1997	41-76	1998					
118	68-50	1997	42-76	1998					
119	69-50	1997	43-76	1998					
120	70-50	1997	44-76	1998					
121	70-51	1997	44-77	1998					
122	71-51	1997	44-78	1998					
123	71-52	1997	44-79	1998					
124	72-52	1997	44-80	1998					
125	73-52	1997	44-81	1998					
126	73-53	1997	45-81	1998					

ALL-TIME NUMERICAL ROSTER

1	Cookie Rojas	1993-96	Eric Owens	2001	Cody Ross	2006-10
	Luis Castillo	1997-2005	Iván Rodríguez	2003	Omar Infante	2012
	Eric Reed	2006-07	Perry Hill	2002, '04-06, '11, '13-18	Gil Velazquez	2013
	Emilio Bonifacio	2009-12	Alejandro de Aza	2007-09	Kike Hernández	2014
	Jordany Valdespin	2014	Ross Gload	2009	Reid Brignac	2015
	Robert Andino	2016	Hector Luna	2010	Chris Johnson	2016
	Steve Lombardozzi	2017	Jose Reyes	2012	Mike Aviles	2017
	Cameron Maybin	2018	Deven Marrero	2019	Braxton Lee	2018
	Isan Diaz	2019-	8 Bret Barberie	1993-94	13 Rob Natal	1993-97
2	Scott Pose	1993	Andre Dawson	1995-96, 2001-03	Dave Berg	1998
	Devon White	1996	Jim Eisenreich	1997-98	John Boles	1999-2001
	Josh Booty	1997-98	Preston Wilson	1998	Ozzie Guillen	2002-03
	Chris Clapinski	2000	Álex González	1999	Paul Hoover	2007-08
	Marty Malloy	2002	Tony Taylor	1999-2001	Andy Gonzalez	2009
	Damion Easley	2004-05	Homer Bush	2002	Mike Lamb	2010
	Hanley Ramírez	2006-12	Tony Taylor	2004	Will Ohman	2010
	Gorkys Hernández	2012	Bobby Meacham	2006	Omar Infante	2011
	Brett Butler	2014-15	Aaron Boone	2007	Ozzie Guillen	2012
	Yadiel Rivera	2018-19	Dallas McPherson	2008	Chris Valaika	2013
3	Carl Everett	1993-94	Chris Coghlan	2009-13	Marcell Ozuna	2014-17
	Quilvio Veras	1995-96	Jhonatan Solano	2015	Starlin Castro	2018-2019
	Edgar Rentería	1997	Don Mattingly	2016-	14 Gustavo Polidor	1993
	Ryan Jackson	1998	09 Benito Santiago	1993-94	Jerry Browne	1994-95
	Pablo Ozuna	2000-02	9 Terry Pendleton	1995-96	Craig Grebeck	1996
	Chris Aguilera	2004-06	Gregg Zaun	1996-98	John Wehner	1997-98
	Jorge Cantú	2008-10	Guillermo Garcia	1999	Jorge Fabregas	1999
	Chad Tracy	2010	Mendy Lopez	2000	Sandy Martinez	2000
	Joe Thurston	2011	Ryan McGuire	2001	Ryan Thompson	2001
	Nick Green	2012	Juan Pierre	2003-05, 2013	Todd Hollandsworth	2003
	Adeiny Hechavarria	2013-17	Andy Fox	2007-09	Paul Lo Duca	2004
	JB Shuck	2018	Brett Hayes	2010-12	Josh Willingham	2004-08
	Trey Hillman	2019-	Casey McGehee	2014	Gaby Sánchez	2009-10
4	Monty Fariss	1993	Dee Gordon	2015-17	John Buck	2011-12
	Greg Colbrunn	1994-96	Lewis Brinson	2018-2019	Rob Leary	2013-14
	Mark Kotsay	1997-98	10 Bob McClure	1993	Martin Prado	2015-2019
	Randy Knorr	1998	Gary Sheffield	1993-98	15 Rene Lachemann	1993-96
	Rusty Kuntz	2000	David Berg	1999-2001	Cliff Floyd	1997-99
	Lyle Mouton	2001	Jeff Torborg	2002-03	Kevin Millar	2000-02
	Eric Owens	2001	Lenny Harris	2003-05	Jack McKeon	2003-05
	Brian Banks	2002	Gary Tuck	2006	Paul Hoover	2006
	Gerald Williams	2003	Carlos Martinez	2007	Gaby Sánchez	2011-12
	Robert Andino	2005	Carlos Tosca	2007-10	Rafael Furcal	2014
	Alfredo Amézaga	2006-09	John Mallee	2010	Dan Haren	2015
	Joe Espada	2010-13	Dewayne Wise	2011	Oswaldo Arcia	2016
	Frank Menechino	2014-18	Adam Greenberg	2012	Brian Anderson	2018-
5	Logan Morrison	2012-13	Jeff Baker	2014-15	16 Geronimo Berroa	1993
	Reed Johnson	2014	Christian Colon	2017	Greg O'Halloran	1994
	Casey McGehee	2015	JT Riddle	2018-2019	Eddie Zosky	1995
	Jeff Franceour	2016	11 Chris Hammond	1993-96	Edgar Rentería	1996-98
	Rosell Herrera	2019	Jim Leyland	1997-98	Jack Maloof	1999-2001
6	Rick Rentería	1993-94	Álex González	1999-2005	Eric Owens	2002
	Tommy Gregg	1995	Robert Andino	2006-08	Perry Hill	2003
	Joe Orsulak	1996	Alejandro de Aza	2009	Wil Cordero	2004
	Jerry Manuel	1997	Mike Rivera	2010	Paul Lo Duca	2005, 08
	Lorenzo Bundy	1998	John Mallee	2011	Logan Kensing	2006
	Ramon Castro	1999	Jose Lopez	2011	Bo Porter	2007-09
	Andy Fox	2000-03	Bryan Petersen	2012	Paul Lo Duca	2008
	Matt Treanor	2004-05	Mike Redmond	2013-15	Bryan Petersen	2010-11
	Dan Uggla	2006-10	Tomas Telis	2015	Kevin Mattison	2012
	Alfredo Amézaga	2011	J.T. Realmuto	2016-18	José Fernández	2013-16
	Scott Cousins	2012	12 Doug Rader	1993-94	17 Darrell Whitmore	1993-95
	Jeff Mathis	2013-16	Joe Breedon	1995-96, '99-2001	Jeff Pentland	1996
	Mike Pagliarulo	2017-19	Bruce Kimm	1997-98	Todd Dunwoody	1997-99
7	Kurt Abbott	1994-97	Mike Mordecai	2002-05	Sandy Martinez	2000
	Mark Kotsay	1998-2000	Joe Dillon	2005	Ramon Castro	2000-04

ALL-TIME NUMERICAL ROSTER

Mike Jacobs	2006-08	Joe Dillon	2005	Lorenzo Bundy	2016-17
Jim Presley	2009-10	Al Leiter	2005	Luis Aquino	1993-94
Brandon Hyde	2010-11	Ryan Jorgensen	2005	Matt Dunbar	1995
Donovan Solano	2012-15	Mike Harkey	2006	Rich Garcés	1995
A.J. Ellis	2017	Matt Lindstrom	2007-09	Kevin Brown	1996-97
Chad Wallach	2018-	Donnie Murphy	2010-12	Derrek Lee	1998
18 Dave Magadan	1993-94	Nick Green	2013	Todd Zeile	1998
Matt Mantei	1995-96	Carter Capps	2014-16	Kevin Orie	1998-99
Moises Alou	1997	Dustin McGowan	2017	Manny Aybar	2000
Kevin Millar	1998-99	Sandy Alcantara	2018-	Chad Mottola	2001
Mark Smith	2000	23 Charles Johnson	1994-98, 2001-02	Mike Gulán	2001
Jeff Abbott	2001	Danny Bautista	1999-2000	Abraham Nuñez	2002, '04
Lenny Harris	2003	Chuck Smith	2000	Vladimir Nuñez	2003
Jeff Conine	2003-05	Doug Davis	2003-04	Chad Bentz	2005
Jim Presley	2007	Randy Messenger	2005-07	Jeremy Hermida	2005-09
Wes Helms	2006, '08-11	Byung-Hyun Kim	2007	Giancarlo Stanton	2010-17
Casey Kotchman	2013	Andrew Miller	2008-10	28 Vada Pinson	1993-94
Reid Cornelius	2015	Javier Vázquez	2011	Mark Gardner	1995
Tómas Telis	2016-18	Wade LeBlanc	2012-13	John Cangelosi	1997-98
Neil Walker	2019	Jacob Marisnick	2013-2014	Mike Lowell	1999
19 Jeff Conine	1993-97	Jarred Cosart	2014-15	Brad Penny	2000-01
John Roskos	1998-99	Brian Schneider	2016-2019	Rich Dubee	2001
Mike Lowell	2000-05	24 Alex Arias	1993	Bill Robinson	2002-05
Jim Presley	2006	Richie Lewis	1993-95	Jason Wood	2006-07
Logan Kensing	2006-08	Félix Heredia	1996	Mark Wiley	2008-09
Anibal Sánchez	2009-12	Bobby Bonilla	1997	Scott Cousins	2010
Rob Brantly	2012-13	Kirt Ojala	1998-99	Joey Cora	2012
Miguel Rojas	2015-	Tony Perez	2001-03	Alex Sanabia	2013
20 Greg Briley	1993	Miguel Cabrera	2004-07	Anthony DeSclafani	2014
Jesús Tavarez	1994-96	Cameron Maybin	2008-10	Cole Gillespie	2015-16
Darren Daulton	1997	Mike Cameron	2011	Tyler Moore	2017
Vic Darenbourg	1998	Nathan Eovaldi	2012-14	Bryan Holaday	2018-19
Brian Edmondson	1998-99	Andre Rienzo	2015	29 Henry Cotto	1993
Miguel Cabrera	2003	Dean Treanor	2017-2019	Mario Díaz	1994-95
Mike Neu	2004	25 Matias Carrillo	1993-94	Josh Booty	1996
Josh Wilson	2005	Steve Decker	1995	Joe Siddall	1996
Matt Treanor	2006-08	Al Leiter	1996-97	Milt May	1997-98
Logan Kensing	2009	Bobby Bonilla	1998	Bruce Aven	1999
Nick Johnson	2009	Todd Zeile	1998	Ricky Bones	2000-01
Scott Strickland	2010	Derrek Lee	1998-2003	Jeff Cox	2002
Logan Morrison	2010-11	Hee Seop Choi	2004	Armando Almanza	2003
Justin Ruggiano	2012-13	David Weathers	2004	Larry Sutton	2004
J.T. Realmuto	2015	Carlos Delgado	2005	Joe Dillon	2005
Justin Nicolino	2016-17	Joe Girardi	2006	Jacque Jones	2008
Wei-Yin Chen	2019	Brett Carroll	2007-10	Gaby Sánchez	2008-09
21 Chuck Carr	1993-95	Jack McKeon	2011	Ronny Paulino	2009-10
John Boles	1996	Gary Thurman	2012	Greg Dobbs	2011-2014
Ralph Milliard	1997	Joe Mahoney	2013	Randy Wolf	2014
Jesús Sánchez	1998-2001	Andrew Heaney	2014	Lenny Harris	2015-16
Chad Allen	2003	Mike Goff	2015	Brad Ziegler	2017-18
Josh Beckett	2003-05	Junichi Tazawa	2017-18	Tim Wallach	2019
Joe Borchart	2006-07	Jeff Livesey	2019	30 Nigel Wilson	1993
Jason Wood	2006-08	26 Richie Lewis	1993	Willie Banks	1995
John Baker	2008-11	Alex Arias	1993-97	Matt Whisenant	1997
Heath Bell	2012	Tim Hyers	1999	Craig Counsell	1997-99
Miguel Olivo	2013	Paul Bako	2000	Chris Clapinski	1999
Christian Yelich	2013-17	Henry Rodriguez	2000	Cliff Floyd	2000-02
Curtis Granderson	2019	Nate Rolison	2000	Tim Raines	2002
22 Walt Weiss	1993	Wayne Rosenthal	2003-04	Luis Dorante	2005
Ron Tingley	1994	Valerio de los Santos	2005	Miguel Olivo	2006-07
Rusty Kuntz	1995-96, '99-2000	Todd Linden	2007	Mark Hendrickson	2008
Devon White	1997	Luis Gonzalez	2008	John Koronka	2009
Álex González	1998	Austin Kearns	2012-13	Brian Barden	2010
Vic Darenbourg	2000-02	Arquimedes Caminero	2014	Eduardo Perez	2011-12
Brian Banks	2003	Dan Jennings	2015	Placido Polanco	2013

ALL-TIME NUMERICAL ROSTER

Don Kelly	2015	Ryne Stanek	2019	Billy McMillon	1996-97
Colin Rea	2016	36 Bobby Witt	1995	Chris Hammond	1998
Hunter Cervenka	2016-17	Andy Larkin	1996, '98	Vic Darenbourg	1998-2000
Garrett Cooper	2018	Vladimir Nuñez	1999-2003	Henry Rodriguez	2000
Mel Stottlemire Jr.	2019-	Brian Moehler	2005	Nate Bump	2003-05
31 Robb Nen	1993-97	Anibal Sánchez	2006-08	Nate Field	2007
Rich Dubee	1998-2001	Edwin Rodriguez	2010-11	Jim Presley	2008-09
Mike Piazza	1998	Randy Choate	2012	Kiko Calero	2009
Brad Penny	2001-04	Sam Dyson	2013-15	Mike Dunn	2011-16
Ismael Valdez	2004-05	Edwin Jackson	2016	Javy Guerra	2017
John Gall	2007	Edinson Volquez	2017	41 Jim Corsi	1993
Bo Porter	2008	Trevor Richards	2019	Tony Saunders	1997
Burke Badenhop	2009-11	37 Mike Jeffcoat	1994	Oscar Henriquez	1998
Steve Cishek	2012-15	Rich Scheid	1994-95	Braden Loooper	1999-2003
Don Kelly	2016	Aaron Small	1995	Frank Gracesqui	2004
Jeff Locke	2017	Ralph Milliard	1996	John Riedling	2005
Caleb Smith	2018-	Tommy Sandt	1997-98	Todd Wellemeyer	2006
32 Mike Myers	1995	Fredi Gonzalez	1999	Wes Obermueller	2007
Alejandro Peña	1995-96	Julio Ramírez	1999	Chris Volstad	2008-11
Alex Fernández	1997, '99-2000	Brant Brown	2000	Gil Velazquez	2012
Tim Raines	2002	Jason Grilli	2001	Rob Leary	2013
Nate Robertson	2002	Darren Oliver	2004	Chris Hatcher	2014
Juan Álvarez	2003	Rudy Seanez	2004	David Phelps	2015
Travis Smith	2005	Frank Castillo	2005	Justin Bour	2016-18
Dean Treanor	2006	Renyel Pinto	2006-10	42 Rich Rodriguez	1993
Clay Hensley	2010-11	Elih Villanueva	2011	Jeremy Hernández	1994-95
Matt Diaz	2013	Henderson Álvarez	2013-15	Dennis Cook	1997
Derek Dietrich	2014-18	Cody Hall	2016	RETIRE (Jackie Robinson)	
33 Frank Reberger	1993-94	Austin Brice	2019	43 Ron Tingley	1994
John Burkett	1995-96	38 Chris Hammond	1993	Russ Morman	1994-97
Rick Helling	1996-97	Mark Gardner	1994	Jose Morales	1995
Kirt Ojala	1997	Rick Williams	1995-96	Miguel Batista	1996
Matt Mantei	1998-99	Rob Stanifer	1997-98	Eric Ludwick	1998
Fredi Gonzalez	1999-2001, '07-10, '17-19	Reid Cornelius	1999-2000	Archie Corbin	1999
Toby Borland	2002-04	Brad Arnsberg	2002-03	A.J. Burnett	1999-2001
Harry Dunlop	2005	Rick Helling	2003	Juan Encarnacion	2002-05
Scott Cousins	2011	Josias Manzanillo	2004	Matt Cepicky	2006
Jacob Turner	2012-14	Mark Wiley	2005	Jose Veras	2010
Brad Penny	2014	Brian Moehler	2006	Vinny Rottino	2011
Dustin McGowan	2016	Byung-Hyun Kim	2007	Dan Jennings	2012-14
34 Bryan Harvey	1993-95	Daniel Barone	2007-08	Jo-Jo Reyes	2016
Jose Morales	1996	Reid Cornelius	2010, 2013-14	Odrisamer Despaigne	2016-18
Luis Castillo	1996	Randy Choate	2011	Jeff Bringham	2018-
Brian Meadows	1998-99	Carlos Zambrano	2012	44 Cris Carpenter	1993
Dan Miceli	2000-01	Michael Morse	2015	Willie Fraser	1994
A.J. Burnett	2002-05	Reid Cornelius	2016	Rob Murphy	1995
Scott Olsen	2006-08	Tim Wallach	2017-18	Alejandro Peña	1995
Jorge Sosa	2010	Jorge Alfaro	2019-	Marc Valdes	1995-96
Edward Mujica	2011-12	39 Orestes Destrade	1993-94	Donn Pall	1997-98
Tom Koehler	2012-17	Jay Powell	1996-98	Preston Wilson	1999-2002
Magneuris Sierra	2018-	Brian Daubach	1998	Allen Levrault	2003
35 David Weathers	1993-96	Vladimir Nuñez	1999	Chad Fox	2004
Jerry Brooks	1996	Blaine Neal	2003	Chris Resop	2006
Kurt Miller	1997	Ben Howard	2004	Brian Sanches	2009-11
Jason Grilli	2000	Michael Neu	2004	AJ Ramos	2012-17
Gary Knotts	2002	Rick Kranitz	2006-07	Jacob Turner	2018
Dontrelle Willis	2003-07	Wes Helms	2008	Austin Dean	2018-19
Doug Waechter	2008	Ryan Tucker	2008	45 Russ Morman	1995-96
Burke Badenhop	2009	Dave Davidson	2009	Rich Donnelly	1997-98
Tarrick Brock	2010	Nate Robertson	2010	Amaury Garcia	1999
Reid Cornelius	2012	Chris Hatcher	2010-13	Chuck Smith	2000-01
Brian Flynn	2013-14	Jarrod Saltalamacchia	2014-15	Carl Pavano	2002-04
Mat Latos	2015	JT Riddle	2017	Jim Mecir	2005
Chris Reed	2015	Tyler Kinley	2018-19	Yusmeiro Petit	2006
David Phelps	2016-17	40 John Johnstone	1993-95	Eulogio De La Cruz	2008

ALL-TIME NUMERICAL ROSTER

Sean West	2009-10	Brian Drahman	1994	Wei-Yin Chen	2016-18
Carlos Lee	2012	Buddy Groom	1995	Sergio Romo	2019
Kevin Slowey	2013-14	Bill Hurst	1996	55 Steve Decker	1993
Chris Narveson	2015	Ryan Dempster	1998	Armando Almanza	1999-02
Vance Worley	2017	Archie Corbin	1999	Mark Redman	2003
Peter O'Brien	2018-19	Joe Strong	2000-01	Josh Johnson	2005-12
Ryan Bowen	1993-95	Julian Tavaréz	2002	Chuck Hernández	2013-15
Donn Pall	1996	Aaron Small	2004	Nefi Ogando	2016
Gabe Gonzalez	1998	Todd Jones	2005	Brian Anderson	2017
Bruce Aven	1999	Jorge Julio	2007	Drew Rucinski	2018
Ryan Dempster	1999-2002	Erasmio Ramírez	2007	Jon Berti	2019
Carl Pavano	2002	Marcos Carvajal	2007	56 Joel Adamson	1996
Oswaldo Mairéna	2002	Graham Taylor	2009	Gary Knotts	2001
Matt Perisho	2004-05	Jose Ceda	2010-12	Kevin Olsen	2001-03
46 Joe Nelson	2008	Chad Qualls	2013	Jason Vargas	2005-06
Juan Carlos Oviedo^	2009-11	Erik Cordier	2015	Rick VandenHurk	2007-10
Koyie Hill	2013	Chris O'Grady	2017-18	Ozzie Martínez	2010-11
Garrett Jones	2014	Jordan Yamamoto	2019-	Mark Buehrle	2012
Nick Masset	2015	51 Trevor Hoffman	1993	Zach Phillips	2013
Kyle Barraclough	2015-18	Terry Mathews	1994-96	Vin Mazzaro	2015
Cesar Puello	2019	Rich Dubee	1998	Scott McGough	2015
47 Junior Félix	1993	Justin Speier	1998	Fernando Rodney	2016
Jeff Mutis	1994	Matt Clement	2001	Tayron Guerrero	2018-19
Larry Rothschild	1995-97	Chris Resop	2005	57 Bob McClure	1994
Rafael Medina	1998-99	Ross Wolf	2007	Antonio Alfonseca	1997-2001, '05
John Mabry	2001	Cristhian Martínez	2009	Tommy Phelps	2003-04
Graeme Lloyd	2002	Jay Buente	2010	Chad Bentz	2005
Jeff Cox	2002-05	Randy St. Claire	2011-12	Taylor Tankersley	2006-10
Ricky Nolasco	2006-13	Derek Dietrich	2013	Chad Gaudin	2012
John Pierson	2013	Ichiro Suzuki	2015-17	Stephen Ames	2013
Juan Nieves	2016-17	Ben Meyer	2018	Bryan Morris	2014-16
Harold Ramírez	2019-	Tyler Heineman	2019	Elieser Hernandez	2018-
48 Pat Rapp	1993-97	52 Mitch Lyden	1993	58 Joe Klink	1993
Manuel Barrios	1998	Randy Veres	1995	Yorkis Perez	1994-96
Brent Billingsley	1999	Mark Hutton	1996-97	Dave Berg	1998
Ron Mahay	2000	Ed Vosberg	1997	Michael Tejera	1999, 2002-04
Johnny Ruffin	2001	Mike Redmond	1998-2004	Harvey Garcia	2007
Justin Wayne	2002-04	Jim Crowell	2005	Mauro Zarate	2007
Paul Quantrill	2005	Sergio Mitre	2006-07	Mike Rabelo	2008
Joe Borowski	2006	Luis Ayala	2009	Brad Davis	2010
Lee Gardner	2007-08	Chris Leroux	2010	Ryan Webb	2011-13
Brendan Donnelly	2009	Brad Hand	2011-15	Raudel Lazo	2015
Hayden Penn	2009	Rafael Ortega	2018	Tim Wallach	2016
James Houser	2010	Zac Gallen	2019	Dan Straily	2017-18
Marcell Ozuna	2013	53 Marcel Lachemann	1993-94	Wilkin Castillo	2019
Justin Bour	2014-15	Kurt Miller	1994-96	59 Jay Powell	1995-96
Andrew Cashner	2016	Juan Acevedo	2001	Hector Almonte	1999
Christopher Bostick	2018	Nate Teut	2002	Guillermo Mota	2004-05
Hector Noesi	2019	Arthur Rhodes	2008	Jose Garcia	2006
49 Charlie Hough	1993-94	Dan Meyer	2009-10	Chris Seddon	2007
Félix Heredia	1997-98	Jay Buente	2011	Jesús Delgado	2008-09
Dennis Springer	1999	Sandy Rosario	2011-12	Brett Hayes	2009
Benito Baez	2001	Kyle Skipworth	2013	Alex Sanabia	2010-11
Chad Fox	1994-97, 2003	Xavier Scruggs	2016	Ed Lucas	2013-14, '17-
Armando Benítez	2004-07	Brett Graves	2018	60 Gabe Gonzalez	1998
Ron Villone	2005	54 Matt Turner	1993	Carlos Martínez	2006-09
Matt Herges	2006	Joe Fontenot	1998	Adalberto Méndez	2010
Byung-Hyun Kim	2007	Blaine Neal	2001-02	Jon Rauch	2013
Randy St. Claire	2010	Logan Kensing	2004-05	J.T. Realmuto	2014
Reid Cornelius	2011	Jeff Fulchino	2006	Justin Nicolino	2015
Arquimedes Caminero	2013	Steve Foster	2007-09	61 Liván Hernández	1996-99
Carlos Marmol	2014	Hunter Jones	2010	Josh Beckett	2001-03
Brian Ellington	2015-17	Jhan Mariñez	2010	Reggie Abercrombie	2006-07
Pablo López	2018-	Matt Dominguez	2011	Jesús Delgado	2008
50 Terry McGriff	1993	Jordan Brown	2013	Brett Sinkbeil	2010

ALL-TIME NUMERICAL ROSTER

Adam Conley	2015-	Austin Brice	2016	Jeffrey Urgelles	2011-17
62 Hansel Izquierdo	2002	66 Burke Badenhop	2008	76 Dillon Peters	2017-18
Scott Olsen	2005	Steve Cishek	2010-11	77 Jack Armstrong	1993
Franklyn German	2006	Jarlin García	2016-19	Henry Owens	2007
José Ureña	2015-	67 Pierre Arsenault	2002-10	Yefri Pérez	2016
63 Kevin Gregg	2007-08, 2014	Edgar Olmos	2013	Merandy Gonzalez	2018-19
Chris Leroux	2009-10	Tyler Cloyd	2018	79 Isaac Galloway	2018-19
Henry Rodriguez	2014	68 Harvey Garcia	2007	85 Rob Flippo	2018-
Kendry Flores	2015-16	Destin Hood	2016	88 Billy Koch	2004
Trevor Richards	2018	Josh D. Smith	2019	91 Tim Spooneybarger	2003
Brian Moran	2019	70 Nick Anderson	2019		
64 Tim Wood	2009-10	71 Drew Steckenrider	2017-	^ Pitched as Leo Núñez from 2009-11	
Duane Below	2013	72 Pat Shine	2014-16	* Bold names active in 2019 and on 2020 Spring Training roster; does not include new 40-man/NRI players entering 2020, or number changes by returning players from 2019 to 2020	
Nick Wittgren	2016-18	Kyle Keller	2019		
Robert Dugger	2019-	73 John Maine	2013		
65 Scott Tyler	2007	74 Ugueth Urbina	2003		
Jai Miller	2008	Jose Quijada	2019		
Sandy Rosario	2010	75 Yorman Bazardo	2005		

ALL-TIME ALPHABETICAL ROSTER

A			Bazardo, Yorman	RHP	2005	Caminero, Arquimedes	RHP	2013-14
Abbott, Jeff	OF	2001	Beckett, Josh	RHP	2001-05	Cangelosi, John	OF	1997-98
Abbott, Kurt	INF	1994-97	Bell, Heath	RHP	2012	Cantú, Jorge	INF	2008-10
Abercrombie, Reggie	OF	2006-07	Below, Duane	LHP	2013	Capps, Carter	RHP	2014-16
Acevedo, Juan	RHP	2001	Benitez, Armando	RHP	2004, '07	Carpenter, Cris	RHP	1993
Adamson, Joel	LHP	1996	Bentz, Chad	LHP	2005	Carr, Chuck	OF	1993-95
Aguila, Chris	OF	2004-06	Berg, David	INF	1998-2001	Carrillo, Matias	OF	1993-94
Alcantara, Sandy	RHP	2018-	Berroa, Geronimo	OF	1993	Carroll, Brett	OF	2007-10
Alfaro, Jorge	C	2019-	Berti, Jon	INF/OF	2019	Carvajal, Marcos	RHP	2007
Alfonseca, Antonio	RHP	1997-2001, '05	Billingsley, Brent	LHP	1999	Cashner, Andrew	RHP	2016
Allen, Chad	OF	2003	Bones, Ricky	RHP	2000-01	Castillo, Frank	RHP	2005
Almanza, Armando	LHP	1999-2003	Bonifacio, Emilio	INF	2009-12	Castillo, Luis	INF	1996-2005
Almonte, Hector	RHP	1999	Bonilla, Bobby	INF	1997-98	Castillo, Wilkin	C	2019
Alou, Moises	OF	1997	Boone, Aaron	INF	2007	Castro, Ramon	C	1999-2004
Álvarez, Henderson	RHP	2013-15	Booty, Josh	INF	1996-98	Castro, Starlin	INF	2018-19
Álvarez, Juan	LHP	2003	Borchard, Joe	OF	2006-07	Ceda, Jose	RHP	2010-13
Ames, Stephen	RHP	2013	Borland, Toby	RHP	2002-04	Cervenka, Hunter	LHP	2016-17
Amézaga, Alfredo	INF/OF	2006-09, '11	Borowski, Joe	RHP	2006	Cepicky, Matt	OF	2006
Anderson, Brian	INF	2017-	Bostick, Christopher	INF	2018	Chen, Wei-Yin	LHP	2016-19
Anderson, Nick	RHP	2019	Bour, Justin	INF	2014-	Choate, Randy	LHP	2011-12
Andino, Robert	INF	2005-08, '16	Bowen, Ryan	RHP	1993-95	Choi, Hee Seop	1B	2004
Aquino, Luis	RHP	1993-94	Brantly, Rob	C	2012-13	Cishek, Steve	RHP	2010-15
Arcia, Oswaldo	OF	2016	Breslow, Craig	LHP	2016	Clapinski, Chris	INF	1999-2000
Arias, Alex	INF	1993-97	Brice, Austin	RHP	2016, 2019	Clemens, Paul	RHP	2016
Armstrong, Jack	RHP	1993	Brigham, Jeff	RHP	2018-	Clement, Matt	RHP	2001
Aven, Bruce	OF	1999	Brignac, Reid	INF	2015	Cloyd, Tyler	RHP	2018
Aviles, Mike	INF	2017	Briley, Greg	OF	1993	Coghlan, Chris	OF	2009-13
Ayala, Luis	RHP	2009	Brinson, Lewis	OF	2018-	Colbrunn, Greg	INF	1994-96
Aybar, Manny	RHP	2000	Brooks, Jerry	C	1996	Colon, Christian	INF	2017
			Brown, Brant	OF	2000	Conine, Jeff	IF/OF	1993-97, 2003-05
B			Brown, Jordan	OF	2013	Conley, Adam	LHP	2015-
Badenhop, Burke	RHP	2008-11	Brown, Kevin	RHP	1996-97	Cook, Dennis	LHP	1997
Baez, Benito	LHP	2001	Browne, Jerry	INF/OF	1994-95	Cooper, Garrett	INF	2018-
Baker, Jeff	INF	2014-15	Buck, John	C	2011-12	Corbin, Archie	RHP	1999
Baker, John	C	2008-11	Buehrle, Mark	LHP	2012	Cordero, Wil	IF/OF	2004
Bako, Paul	C	2000	Buente, Jay	RHP	2010-11	Cordier, Erik	RHP	2015
Banks, Brian	INF/OF	2002-03	Bump, Nate	RHP	2003-05	Cornelius, Reid	RHP	1999-2000
Banks, Willie	RHP	1995	Burkett, John	RHP	1995-96	Corsi, Jim	RHP	1993
Barberie, Bret	INF	1993-94	Burnett, A.J.	RHP	1999-2005	Cosart, Jarred	RHP	2014-16
Barden, Brian	INF	2010	Bush, Homer	INF	2002	Cotto, Henry	OF	1993
Barone, Daniel	RHP	2007				Counsell, Craig	INF	1997-99
Barraclough, Kyle	RHP	2015-2018	C			Cousins, Scott	OF	2010-12
Barrios, Manuel	RHP	1998	Cabrera, Miguel	INF/OF	2003-07	Crowell, Jim	LHP	2005
Batista, Miguel	RHP	1996	Calero, Kiko	RHP	2009			
Bautista, Danny	OF	1999-2000	Cameron, Mike	OF	2011			

ALL-TIME ALPHABETICAL ROSTER									
D			Gallen, Zac	RHP	2019	Hood, Destin	OF	2016	
	Darensbourg, Vic	LHP	1998-2002	Galloway, Isaac	OF	2018-19	Hoover, Paul	C	2006-08
	Daubach, Brian	INF	1998	Garces, Rich	RHP	1995	Hough, Charlie	RHP	1993-94
	Daulton, Darren	INF	1997	García, Amaury	INF	1999	Houser, James	LHP	2010
	Davidson, Dave	LHP	2009	García, Guillermo	C	1999	Howard, Ben	RHP	2004
	Davis, Brad	C	2010-11	García, Harvey	RHP	2007-09	Hurst, Bill	RHP	1996
	Dawson, Andre	OF	1995-96	García, Jarlin	LHP	2017-19	Hutton, Mark	RHP	1996-97
	Dean, Austin	OF	2018-19	García, Jose	RHP	2006	Hyers, Tim	INF/OF	1999
	De Aza, Alejandro	OF	2007, '09	Gardner, Lee	RHP	2007-08			
	De La Cruz, Eulogio	RHP	2008-09	Gardner, Mark	RHP	1994-95	I		
	De Los Santos, Valerio	LHP	2005	Gaudin, Chad	RHP	2012	Infante, Omar	INF	2011-12
	Decker, Steve	C	1993, '95	German, Franklyn	RHP	2006	Izquierdo, Hansel	RHP	2002
	Delgado, Carlos	INF	2005	Gillespie, Cole	OF	2015-16			
	Delgado, Jesús	RHP	2008	Gload, Ross	INF/OF	2009	J		
	Dempster, Ryan	RHP	1998-2002	González, Alex	INF	1998-2005	Jackson, Edwin	RHP	2016
	DeSclafani, Anthony	RHP	2014	González, Andy	INF	2009	Jackson, Ryan	IF/OF	1998
	Despaigne, Odrisamer	RHP	2016-2018	González, Gabe	LHP	1998	Jacobs, Mike	INF	2006-08
	Destrade, Orestes	INF	1993-94	González, Luis	OF	2008	Jeffcoat, Mike	LHP	1994
	Diaz, Isan	INF	2019-	Gonzalez, Merandy	RHP	2018	Jennings, Dan	LHP	2012-14
	Diaz, Mario	INF	1994-95	González, Severino	RHP	2017	Johnson, Charles	C	1994-98, 2001-02
	Diaz, Matt	OF	2013	Gordon, Dee	INF	2015-17	Johnson, Chris	INF	2016
Dietrich, Derek	INF	2013-2018	Gracesqui, Frank	RHP	2004	Johnson, Josh	RHP	2005-12	
Dillon, Joe	INF	2005	Granderson, Curtis	OF	2019	Johnson, Nick	INF	2009	
Dobbs, Greg	INF/OF	2011-14	Graves, Brett	RHP	2018-	Johnson, Reed	OF	2014	
Dominguez, Matt	INF	2011	Grebeck, Craig	INF	1996	Johnstone, John	RHP	1993-95	
Donnelly, Brendan	RHP	2009	Green, Nick	INF	2012-13	Jones, Garrett	INF	2014	
Drahman, Brian	RHP	1994	Greenberg, Adam	OF	2012	Jones, Hunter	RHP	2010	
Dugger, Robert	RHP	2019-	Gregg, Kevin	RHP	2007-08, 2014	Jones, Jacque	OF	2008	
Dunbar, Matt	LHP	1995	Gregg, Tommy	OF	1995	Jones, Todd	RHP	2005	
Dunn, Mike	LHP	2011-16	Grilli, Jason	RHP	2000-01	Jorgensen, Ryan	C	2005	
Dunwoody, Todd	OF	1997-99	Groom, Buddy	LHP	1995	Julio, Jorge	RHP	2007	
Dyson, Sam	RHP	2013-15	Guerra, Javy	RHP	2017-2018				
			Guerrero, Tayron	RHP	2018-19	K			
			Gulan, Mike	INF	2001	Kearns, Austin	OF	2012-13	
E	Easley, Damion	INF/OF	2004-05			Keller, Kyle	RHP	2019	
	Edmondson, Brian	RHP	1998-99	H		Kelly, Don	INF	2015-16	
	Ege, Cody	LHP	2016	Hall, Cody	RHP	2016	Kensing, Logan	RHP	2004-09
	Eisenreich, Jim	OF/INF	1997-98	Hammond, Chris	LHP	1993-96, '98	Kim, Byung-Hyun	RHP	2007
	Ellington, Brian	RHP	2015-17	Hand, Brad	LHP	2011-16	Kinley, Tyler	RHP	2018-19
	Ellis, A.J.	C	2017	Haren, Dan	RHP	2015	Klink, Joe	LHP	1993
	Encarnacion, Juan	OF	2002-03, '04-05	Harris, Lenny	INF/OF	2003-05	Knorr, Randy	C	1998
	Eovaldi, Nathan	RHP	2012-14	Harvey, Bryan	RHP	1993-95	Knotts, Gary	RHP	2001-02
	Esch, Jake	RHP	2016	Hatcher, Chris	C/RHP	2010-14	Koch, Billy	RHP	2004
	Everett, Carl	OF	1993-94	Hayes, Brett	C	2009-12	Koehler, Tom	RHP	2012-17
				Heaney, Andrew	LHP	2014	Koronka, John	LHP	2009
				Hechavarria, Adeiny	INF	2013-17	Kotchman, Casey	INF	2013
	Fabregas, Jorge	C	1999	Heineman, Tyler	C	2019	Kotsay, Mark	OF	1997-2000
	Fariss, Monty	OF	1993	Helling, Rick	RHP	1996-97, 2003			
	Félix, Junior	OF	1993	Helms, Wes	INF/OF	2006, '08-11	L		
	Fernández, Alex	RHP	1997, '99-2000	Hendrickson, Mark	LHP	2008	Lamb, Mike	INF	2010
	Fernández, José	RHP	2013-16	Henriquez, Oscar	RHP	1998	Larkin, Andy	RHP	1996, '98
	Field, Nate	RHP	2007	Hensley, Clay	RHP	2010-11	Latos, Mat	RHP	2015
	Flores, Kendry	RHP	2015-16	Heredia, Félix	LHP	1996-98	Lazo, Raudel	LHP	2015-
	Floyd, Cliff	OF	1997-2002	Herges, Matt	RHP	2006	LeBlanc, Wade	LHP	2012-13
	Flynn, Brian	LHP	2013-14	Hermida, Jeremy	OF	2005-09	Lee, Braxton	OF	2018
Fontenot, Joe	RHP	1998	Hernandez, Elieser	RHP	2018-	Lee, Carlos	INF	2012	
Fox, Andy	INF	2000-03	Hernández, Gorkys	OF	2012	Lee, Derrek	INF	1998-2003	
Fox, Chad	RHP	2003-04	Hernández, Jeremy	RHP	1994-95	Leiter, Al	LHP	1996-97, 2005	
Francœur, Jeff	OF	2016	Hernández, Kike	INF	2014	Leroux, Chris	RHP	2009-10	
Fraser, Willie	RHP	1994	Hernández, Livan	RHP	1996-99	Levrault, Allen	RHP	2003	
Fulchino, Jeff	RHP	2006	Herrera, Rosell	INF	2019	Lewis, Richie	RHP	1993-95	
Furcal, Rafael	INF	2014	Hill, Koyie	C	2013	Linden, Todd	OF	2007	
			Hoffman, Trevor	RHP	1993	Lindstrom, Matt	RHP	2007-09	
			Holaday, Bryan	C	2018-19	Lloyd, Graeme	LHP	2002	
G			Hollandsworth, Todd	OF	2003	Lo Duca, Paul	C	2004-05, '08	

ALL-TIME ALPHABETICAL ROSTER

Locke, Jeff	LHP	2017	Morrison, Logan	INF/OF	2010-13	Pinto, Renyel	LHP	2006-10
Lombardozi, Steve	INF	2017	Morse, Michael	INF	2015	Polanco, Placido	INF	2013
Looper, Braden	RHP	1999-2003	Mota, Guillermo	RHP	2004-05	Polidor, Gustavo	INF	1993
Lopez, Jose	INF	2011	Mottola, Chad	OF	2001	Pose, Scott	OF	1993
Lopez, Mendy	INF	2000	Mouton, Lyle	OF	2001	Powell, Jay	RHP	1995-98
López, Pablo	RHP	2018-	Mujica, Edward	RHP	2011-12	Prado, Martin	INF	2015-19
Lowell, Mike	INF	1999-2005	Murphy, Donnie	INF	2010-12	Puello, Cesar	OF	2019
Lucas, Ed	INF	2013-14	Murphy, Rob	LHP	1995			
Ludwick, Eric	RHP	1998	Mutis, Jeff	LHP	1994	Q		
Luna, Hector	INF	2010	Myers, Mike	LHP	1995	Qualls, Chad	RHP	2013
Lyden, Mitch	C	1993				Quantrill, Paul	RHP	2005
						Quijada, Jose	LHP	2019
M			N					
			Narveson, Chris	LHP	2015-16			
Mabry, John	OF	2001	Natal, Bob	C	1993-97	R		
Magadan, Dave	INF	1993-94	Neal, Blaine	RHP	2001-03	Rabelo, Mike	C	2008-09
Mahay, Ron	LHP	2000	Nelson, Joe	RHP	2008	Raines, Tim	OF	2002
Mahoney, Joe	INF	2013	Nen, Robb	RHP	1993-97	Ramírez, Erasmo	LHP	2007
Maine, John	RHP	2013	Neu, Mike	LHP	2004	Ramírez, Hanley	INF	2006-12
Mairena, Oswaldo	LHP	2002	Nicolino, Justin	LHP	2015-17	Ramirez, Harold	OF	2019
Malloy, Marty	INF	2002	Noesi, Hector	RHP	2019	Ramírez, Julio	OF	1999
Mantei, Matt	RHP	1995-96, '98-99	Nolasco, Ricky	RHP	2006-13	Ramos, AJ	RHP	2012-17
Manzanillo, Josias	RHP	2004	Núñez, Abraham	OF	2002, '04	Rapp, Pat	RHP	1993-97
Maríñez, Jhan	RHP	2010-11	Núñez, Vladimir	RHP	1999-2003	Rauch, Jon	RHP	2013
Marisnick, Jake	OF	2013-14				Rea, Colin	RHP	2016
Marmol, Carlos	RHP	2014	O			Realmuto, J.T.	C	2014-2018
Marrero, Deven	INF	2019	O'Brien, Peter	INF	2018-19	Redman, Mark	LHP	2003
Martinez, Carlos	RHP	2006-09	O'Grady, Chris	LHP	2017-2018	Redmond, Mike	C	1998-2004
Martinez, Cristhian	RHP	2009-10	O'Halloran, Greg	C/IF	1994	Reed, Chris	LHP	2015
Martinez, Sandy	C	2000	Obermueller, Wes	RHP	2007	Reed, Eric	OF	2006-07
Martinez Ozzie	INF	2010-11	Ogando, Nefi	RHP	2016	Rentería, Edgar	INF	1996-98
Masset, Nick	RHP	2015	Ohman, Will	LHP	2010	Rentería, Rich	INF	1993-94
Mathews, Terry	RHP	1994-96	Ojala, Kirt	LHP	1997-99	Resop, Chris	RHP	2005-06
Mathis, Jeff	C	2013-16	Oliver, Darren	LHP	2004	Reyes, Jo-Jo	LHP	2016
Mattison, Kevin	OF	2012-13	Olivo, Miguel	C	2006-07, '13	Reyes, Jose	INF	2012
Maybin, Cameron	OF	2008-10, '18	Olmos, Edgar	LHP	2013	Rhodes, Arthur	LHP	2008
Mazzaro, Vin	RHP	2015	Olsen, Kevin	RHP	2001-03	Richards, Trevor	RHP	2018-19
McClure, Bob	LHP	1993	Olsen, Scott	LHP	2005-08	Riddle, JT	INF	2017-19
McGehee, Casey	INF	2014-15	Orie, Kevin	INF	1998-99	Riedling, John	RHP	2005
McGough, Scott	RHP	2015	Orsulak, Joe	OF	1996	Rienzo, Andre	RHP	2015
McGowan, Dustin	RHP	2016-17	Ortega, Rafael	OF	2018	Rivera, Mike	C	2010
McGriff, Terry	C	1993	Oviedo, Juan Carlos	RHP	2009-11	Rivera, Yadiel	INF	2018
McGuire, Ryan	INF/OF	2001	Owens, Eric	OF	2001-02	Robertson, Nate	LHP	2002, '10
McMillon, Billy	OF	1996-97	Owens, Henry	RHP	2007-08	Rodney, Fernando	RHP	2016
McPherson, Dallas	INF	2008-09	Ozuna, Marcell	OF	2013-17	Rodriguez, Henry	OF	2000
Meadows, Brian	RHP	1998-99	Ozuna, Pablo	INF	2000-02	Rodriguez, Henry	RHP	2014
Mecir, Jim	RHP	2005				Rodriguez, Ivan	C	2003
Medina, Rafael	RHP	1998-99	P			Rodriguez, Rich	LHP	1993
Mendez, Adalberto	RHP	2010-11	Pall, Donn	RHP	1996-98	Rojas, Miguel	INF	2015-
Messenger, Randy	RHP	2005-07	Paulino, Ronny	C	2009-10	Rolison, Nate	INF	2000
Meyer, Ben	RHP	2018	Pavano, Carl	RHP	2002-04	Romo, Sergio	RHP	2019
Meyer, Dan	LHP	2009-10	Peña, Alejandro	RHP	1995-96	Rosario, Sandy	RHP	2010-12
Miceli, Dan	RHP	2000-01	Pendleton, Terry	INF	1995-96	Roskos, John	INF	1998-99
Millar, Kevin	INF/OF	1998-2002	Penn, Hayden	RHP	2009-10	Ross, Cody	OF	2006-10
Miller, Andrew	LHP	2008-10	Penny, Brad	RHP	2000-04, '14	Rottino, Vinny	INF/OF	2011
Miller, Jai	OF	2008-09	Pérez, Yefri	UTL	2016	Rucinski, Drew	RHP	2018
Miller, Justin	RHP	2007-08	Pérez, Yorkis	LHP	1994-96	Ruffin, Johnny	RHP	2001
Miller, Kurt	RHP	1994, '96-97	Perisho, Matt	LHP	2004-05	Ruggiano, Justin	OF	2012-13
Milliard, Ralph	INF	1996-97	Peters, Dillon	LHP	2017-18			
Mitre, Sergio	RHP	2006-08	Petersen, Bryan	OF	2010-13	S		
Moehler, Brian	RHP	2005-06	Petit, Yusmeiro	RHP	2006	Saltalamacchia, Jarrod	C	2014-15
Moore, Tyler	INF	2017	Phelps, David	RHP	2015-17	Sanabia, Alex	RHP	2010-13
Moran, Brian	LHP	2019	Phelps, Tommy	LHP	2003-04	Sanches, Brian	RHP	
Mordecai, Mike	INF	2002-05	Phillips, Zach	LHP	2013	2009-11		
Morman, Russ	INF	1994-97	Piazza, Mike	C	1998	Sánchez, Anibal	RHP	2006-12
Morris, Bryan	RHP	2014-16	Pierre, Juan	OF	2003-05, '13	Sánchez, Gaby	INF	2008-12

ALL-TIME ALPHABETICAL ROSTER								
Sánchez, Jesús	LHP	1998-2001	Taylor, Graham	LHP	2009	Wallach, Chad	C	2018-
Santiago, Benito	C	1993-94	Tazawa, Junichi	RHP	2017-18	Wayne, Justin	RHP	2002-04
Saunders, Tony	LHP	1997	Tejera, Michael	LHP	1999, 2002-04	Weathers, Dave	RHP	1993-96, 2004
Scheid, Rich	LHP	1994-95	Telis, Tómas	C	2015-2018	Webb, Ryan	RHP	2011-13
Scruggs, Xavier	INF	2016	Teut, Nate	LHP	2002	Wehner, John	INF/OF	1997-98
Seanez, Rudy	RHP	2004	Thompson, Ryan	OF	2001	Weiss, Walt	INF	1993
Seddon, Chris	LHP	2007	Thurston, Joe	OF	2011	Wellemeyer, Todd	RHP	2006
Sheffield, Gary	INF/OF	1993-98	Tingley, Ron	C	1994	West, Sean	LHP	2009-10
Shuck, JB	OF	2018	Tracy, Chad	INF	2010	Whisenant, Matt	LHP	1997
Siddall, Joe	C	1996	Treanor, Matt	C	2004-08	White, Devon	OF	1996-97
Sierra, Magneuris	OF	2018-	Tucker, Ryan	RHP	2008	Whitmore, Darrell	OF	1993-95
Sinkbeil, Brett	RHP	2010	Turner, Jacob	RHP	2012-14, '18	Williams, Gerald	OF	2003
Skipworth, Kyle	C	2013	Turner, Matt	RHP	1993	Willingham, Josh	OF	2004-08
Slowey, Kevin	RHP	2013-14				Willis, Dontrelle	LHP	2003-07
Small, Aaron	RHP	1995, 2004	U			Wilson, Josh	INF	2005
Smith, Caleb	LHP	2018-	Uggla, Dan	INF	2006-10	Wilson, Nigel	OF	1993
Smith, Chuck	RHP	2000-01	Urbina, Ugueth	RHP	2003	Wilson, Preston	OF	1998-2002
Smith, Josh D.	LHP	2019	Ureña, José	RHP	2015-	Wise, Dewayne	OF	2011
Smith, Mark	OF	2000				Witt, Bobby	RHP	1995
Smith, Travis	RHP	2005	V			Wittgren, Nick	RHP	2016-2018
Solano, Donovan	INF	2012-15	Valaika, Chris	INF	2013	Wolf, Randy	RHP	2014
Solano, Jhonatan	C	2015	Valdes, Marc	RHP	1995-96	Wolf, Ross	RHP	2007
Sosa, Jorge	RHP	2010	Valdespin, Jordany	INF/OF	2014-15	Wood, Jason	INF	2006-08
Speier, Justin	RHP	1998	Valdez, Ismael	RHP	2004-05	Wood, Tim	RHP	2009-10
Spooneybarger, Tim	RHP	2003	VandenHurk, Rick	RHP	2007-10	Worley, Vance	RHP	2017
Springer, Dennis	RHP	1999	Vargas, Jason	LHP	2005-06			
Stanek, Ryne	RHP	2019-	Vázquez, Javier	RHP	2011	Y		
Stanifer, Rob	RHP	1997-98	Velazquez, Gil	INF	2012-13	Yamamoto, Jordan	RHP	2019-
Stanton, Giancarlo	OF	2010-17	Veras, Jose	RHP	2010	Yelich, Christian	OF	2013-17
Steckenrider, Drew	RHP	2017-	Veras, Quilvio	INF	1995-96			
Straily, Dan	RHP	2017-18	Veres, Randy	RHP	1995	Z		
Strickland, Scott	RHP	2010	Villanueva, Elih	RHP	2011	Zambrano, Carlos	RHP	2012
Strong, Joe	RHP	2000-01	Villone, Ron	LHP	2005	Zarate, Mauro	RHP	2007
Sutton, Larry	INF	2004	Volquez, Edinson	RHP	2017	Zaun, Gregg	C	1996-98
Suzuki, Ichiro	OF	2015-17	Volstad, Chris	RHP	2008-11	Zeile, Todd	INF	1998
			Vosberg, Ed	LHP	1997	Zosky, Eddie	INF	1995
						Ziegler, Brad	RHP	2017-18
T								
Tankersley, Taylor	LHP	2006-10	W					
Tavarez, Jesús	OF	1994-96	Waechter, Doug	RHP	2008			
Tavarez, Julian	RHP	2002	Walker, Neil	INF	2019			

FRONT OFFICE

FIELD STAFF

PLAYERS

CLUB HISTORY

POSTSEASON HISTORY

PLAYER DEVELOPMENT

OPPONENTS

GENERAL INFORMATION

ALL-TIME PLAYER AWARDS

BBWAA MANAGER OF THE YEAR

2003 Jack McKeon
2006 Joe Girardi

BBWAA NL MOST VALUABLE PLAYER

2017 Giancarlo Stanton

BBWAA NL ROOKIE OF THE YEAR

2003 Dontrelle Willis
2006 Hanley Ramírez
2009 Chris Coghlan
2013 José Fernández

NATIONAL LEAGUE ALL-STAR

1993 Bryan Harvey (RP)
Gary Sheffield (3B Starter)
1994 Jeff Conine (OF)
1995 Jeff Conine (OF)
1996 Kevin Brown (SP)

Al Leiter (SP)
Gary Sheffield (OF)
1997 Moises Alou (OF)
Kevin Brown (SP)
Charles Johnson (C)
1998 Edgar Rentería (SS)
1999 Álex González (SS)
2000 Ryan Dempster (SP)

2001 Cliff Floyd (OF)
Charles Johnson (C)
2002 Luis Castillo (2B)
Mike Lowell (3B)
2003 Luis Castillo (2B)
Mike Lowell (3B)
Dontrelle Willis (SP)
2004 Carl Pavano (SP)
Armando Benítez (RP)
Mike Lowell (3B)
Miguel Cabrera (OF)

2005 Luis Castillo (2B)
Paul Lo Duca (C)
Dontrelle Willis (SP)
Miguel Cabrera (OF)
2006 Miguel Cabrera (3B)
Dan Uggla (2B)
2007 Miguel Cabrera (3B)
2008 Hanley Ramírez (SS Starter)
Dan Uggla (2B)

2009 Hanley Ramírez (SS Starter)
Josh Johnson (SP)
2010 Hanley Ramírez (SS Starter)
Josh Johnson (SP)

2011 Gaby Sánchez (1B)
2012 Giancarlo Stanton (OF)
2013 José Fernández (SP)
2014 Henderson Álvarez (SP)
Giancarlo Stanton (OF*)
2015 Dee Gordon (2B Starter)
Giancarlo Stanton (OF Starter)

2016 José Fernández (SP)
Marcell Ozuna (OF Starter)
A.J. Ramos (RP)
Fernando Rodney (RP)
2017 Marcell Ozuna (OF Starter)
Giancarlo Stanton (OF, DH start)
2018 J.T. Realmuto (C)
2019 Sandy Alcántara (RHP)

NLCS MVP

1997 Liván Hernández (SP)
2003 Iván Rodríguez (C)

WORLD SERIES MVP

1997 Liván Hernández (SP)
2003 Josh Beckett (SP)

ALL-STAR GAME MVP

1995 Jeff Conine (OF)

RAWLINGS GOLD GLOVE

1995 Charles Johnson (C)
1996 Charles Johnson (C)
1997 Charles Johnson (C)
2003 Derrek Lee (1B)
Luis Castillo (2B)
2004 Luis Castillo (2B)
2005 Luis Castillo (2B)
Mike Lowell (3B)
2012 Mark Buehrle (P)
2014 Christian Yelich (LF)
2015 Dee Gordon (2B)
2017 Marcell Ozuna (LF)

SILVER SLUGGER AWARD

1996 Gary Sheffield (OF)
2003 Mike Lowell (3B)
2005 Miguel Cabrera (OF)
2006 Miguel Cabrera (3B)
2008 Hanley Ramírez (SS)
2009 Hanley Ramírez (SS)
2010 Dan Uggla (2B)
2014 Giancarlo Stanton (RF)
2015 Dee Gordon (2B)
2016 Christian Yelich (LF)
2017 Marcell Ozuna (LF)
2017 Giancarlo Stanton (RF)
2018 J.T. Realmuto (C)

PLAYER'S CHOICE AWARDS

1999 Alex Fernández
Comeback Player of the Year
Preston Wilson
Rookie of the Year
2006 Dan Uggla
Rookie of the Year
2013 José Fernández
Rookie of the Year
2014 Giancarlo Stanton
NL Outstanding POY
Casey McGehee
NL Comeback Player of the Year
2016 José Fernández
Comeback Player of the Year
2017 Giancarlo Stanton
NL Outstanding POY

NL HANK AARON AWARD

2014 Giancarlo Stanton
2017 Giancarlo Stanton

BASEBALL DIGEST ALL-ROOKIE TEAM

1993 Chuck Carr (OF)
Jeff Conine (OF)
1995 Charles Johnson (C)
1996 Luis Castillo (2B)
1997 Liván Hernández (SP)

1998 Mark Kotsay (OF)
1999 Álex González (SS)
Preston Wilson (OF)
2003 Dontrelle Willis (SP)

WARREN SPAHN AWARD

2005 Dontrelle Willis

LOU BROCK AWARD

1993 Chuck Carr (OF)
1995 Quilvio Veras (2B)
2000 Luis Castillo (2B)
2002 Luis Castillo (2B)
2003 Juan Pierre (OF)
2015 Dee Gordon (2B)
2017 Dee Gordon (2B)

NL FIREMAN OF THE YEAR

2000 Antonio Alfonseca

ROLAIDS RELIEF MAN OF THE MONTH

1996 Robb Nen (May)
1996 Robb Nen (August)
1997 Robb Nen (June)
2000 Antonio Alfonseca (June)

NL ROLAIDS RELIEF MAN AWARD

2000 Antonio Alfonseca

DHL DELIVERY MAN OF THE MONTH

2005 Todd Jones (August)

NL PLAYER OF THE MONTH

1995 Jeff Conine (June)
2008 Hanley Ramírez (June)
2011 Emilio Bonifacio (July)
2012 Giancarlo Stanton (May)
2015 Giancarlo Stanton (June)
2017 Giancarlo Stanton (August)

NL PITCHER OF THE MONTH

1993 Chris Hammond (June)
1996 Kevin Brown (August)
2003 Dontrelle Willis (June)
2004 Carl Pavano (June)
2005 Dontrelle Willis (April)
2010 Josh Johnson (June)
2011 Josh Johnson (April)
2011 Javier Vázquez (September)
2014 José Fernández (April)

NL RELIEVER OF THE MONTH

2018 Kyle Barraclough (June)

NL ROOKIE OF THE MONTH

2003 Dontrelle Willis (June)
2003 Miguel Cabrera (July)
2003 Miguel Cabrera (September)
2006 Josh Johnson (May)
2006 Josh Johnson (June)
2006 Dan Uggla (June)
2006 Anibal Sánchez (September)
2009 Chris Coghlan (August)
2010 Gaby Sánchez (June)
2013 José Fernández (July)
2013 José Fernández (August)
2015 Justin Bour (September)

NL PLAYER OF THE WEEK

1993 Junior Félix (April 19)
1994 Gary Sheffield (April 25)
1995 Gary Sheffield (September 18)
1996 Al Leiter (May 6)
Gary Sheffield (August 5)
1997 Kevin Brown (June 9)
1998 Edgar Rentería (June 8)
2000 Mike Lowell (August 28)
Cliff Floyd (September 25)
2001 A.J. Burnett (May 7)
Ryan Dempster (July 2)
Kevin Millar (July 9)
Cliff Floyd (July 16)
2002 Luis Castillo (June 17)
A.J. Burnett (August 12)
Mike Lowell (September 23)
2003 Dontrelle Willis (June 16)
Mark Redman (June 30)
Ugueth Urbina (September 22)
2005 A.J. Burnett (April 11)
Miguel Cabrera (July 18)
2006 Miguel Cabrera (August 21)
Anibal Sánchez (September 11)
2007 Miguel Cabrera (April 1)
Miguel Cabrera (June 4)
Hanley Ramírez (July 2)
2008 Ricky Nolasco (June 16)
2009 Hanley Ramírez (June 22)
Jorge Cantú (May 3)
Josh Johnson (April 5)
2010 Giancarlo Stanton (August 9)
2011 Gaby Sánchez (May 2)
2012 Giancarlo Stanton (August 28)
Ricky Nolasco (September 10)
2013 Steve Cishek (August 5)
José Fernández (August 5)
José Fernández (August 26)
Henderson Álvarez (September 30)
2014 José Fernández (April 7)
Steve Cishek (July 28)
2015 Adeiny Hechavarria (April 26)
Giancarlo Stanton (June 14)
2016 José Fernández (May 15)
Giancarlo Stanton (July 10)
Ichiro Suzuki (August 7)
2017 J.T. Realmuto (April 10)
Marcell Ozuna (April 17)
Edinson Volquez (June 5)
Giancarlo Stanton (August 14)
Giancarlo Stanton (August 28)
Marcell Ozuna (September 25)
Giancarlo Stanton (Sept. 25)

SOUTH FLORIDA BBWAA AWARD WINNERS

YEAR	Team MVP	Rookie of the Year	Charlie Hough "Good Guy" Award	Most Improved	Jeff Conine Award for Heart & Professionalism
1993	Bryan Harvey	None	None	None	---
1994	Jeff Conine	None	None	None	---
1995	Jeff Conine	Charles Johnson	Charlie Hough	Pat Rapp	---
1996	Gary Sheffield	Edgar Rentería	Rene Lachemann	Robb Nen	---
1997	Moises Alou	Liván Hernández	Bobby Bonilla	Charles Johnson	---
1998	Cliff Floyd	Mark Kotsay	Rich Donnelly	Matt Mantei	---
1999	Luis Castillo	Preston Wilson	Mike Redmond	Antonio Alfonseca	---
2000	Preston Wilson	Chuck Smith	Mike Lowell	Derrek Lee	---
2001	Cliff Floyd	Josh Beckett	Kevin Millar	Kevin Millar	---
2002	Luis Castillo	Michael Tejera	Andy Fox	A.J. Burnett	---
2003	Juan Pierre	Dontrelle Willis	Braden Looper	Carl Pavano	---
2004	Miguel Cabrera	None	Juan Pierre	Carl Pavano	---
2005	Dontrelle Willis	Jason Vargas	Carlos Delgado	Todd Jones	---
2006	Miguel Cabrera	Hanley Ramírez	Dontrelle Willis	Joe Borowski	---
2007	Hanley Ramírez	Matt Lindstrom	Matt Treanor	Kevin Gregg	---
2008	Hanley Ramírez	Chris Volstad	Luis Gonzalez	---	Alfredo Amézaga
2009	Hanley Ramírez	Chris Coghlan	Cody Ross	---	Wes Helms
2010	Dan Uggla	Gaby Sánchez	Bill Beck	---	Clay Hensley
2011	Giancarlo Stanton	Steve Cishek	John Buck	---	Emilio Bonifacio
2012	Giancarlo Stanton	Donovan Solano	Jose Reyes	---	Justin Ruggiano
2013	José Fernández	José Fernández	Steve Cishek	---	Jeff Mathis
2014	Giancarlo Stanton	Sam Dyson	Mike Dunn	---	Casey McGehee
2015	Dee Gordon	J.T. Realmuto	Tom Koehler	---	Adeiny Hechavarria
2016	Christian Yelich	Kyle Barraclough	Martin Prado	---	Ichiro Suzuki
2017	Giancarlo Stanton	Jarlin Garcia	Miguel Rojas	---	J.T. Realmuto
2018	J.T. Realmuto	Brian Anderson	Lewis Brinson	---	Miguel Rojas
2019	Brian Anderson	Sandy Alcantara	Miguel Rojas	---	Neil Walker

ALL-TIME TRADES BY TEAM

TEAM (TOTAL TRADES W/MARLINS)	LAST TRADE
Arizona (8)	7/31/19 - INF Jazz Chisholm for RHP Zac Gallen
Atlanta (8)	08/24/16-OF Jeff Francoeur for INF Matt Foley & two international bonus slots
Baltimore (6)	12/2/19 - INF Jonathan Villar for LHP Easton Lucas
Boston (8)	1/10/20 - INF Angeudis Santos for RHP Austin Brice
Chicago Cubs (15)	07/31/15-RHP Ivan Pineyro & INF Elliot Soto for RHP Dan Haren
Chicago White Sox (7)	3/27/19 - INF Eddy Alvarez for cash considerations
Cincinnati (12)	03/17/18-INF Eric Jagielo for cash considerations
Cleveland (3)	2/4/19 - RHP Jordan Milbrath for RHP Nick Wittgren
Colorado (8)	08/06/11-INF/OF Alfredo Amézaga for INF Jesús Merchan
Detroit (7)	03/30/10-LHP Nate Robertson & cash for LHP Jay Voss
Houston (8)	07/31/14-RHP J. Cosart, INF K. Hernández & OF A. Wates for OF J. Marisnick, INF C. Moran, RHP F. Martes & 2015 comp. balance pick
Kansas City (9)	11/28/14-RHP Aaron Crow for LHP Brian Flynn & RHP Reid Redman
Los Angeles Angels (5)	1/6/20 - C Jose Estrada for RHP Kyle Keller
Los Angeles Dodgers (12)	06/01/18-INF Peter O'Brien for cash considerations
Milwaukee (6)	01/25/18-OFs Lewis Brinson & Monte Harrison, INF Isan Diaz & RHP Jordan Yamamoto for OF Christian Yelich
Minnesota (4)	7/27/19 - INF Lewin Diaz for RHPs Sergio Romo and Chris Vallimont
New York Mets (11)	07/28/17-OF Ricardo Cespedes & RHP Merandy Gonzalez for RHP AJ Ramos
New York Yankees (7)	1/15/20 - LHP Stephen Tarpley for INF James Nelson and cash considerations
Oakland (6)	03/30/07-C John Baker for INF Jason Stokes
Philadelphia (5)	2/7/19 - C Jorge Alfaro, RHP Sixto Sanchez, LHP Will Stewart, and future considerations for C J.T. Realmuto
Pittsburgh (9)	08/12/18-OF Chris Bostick for cash considerations
San Diego (16)	08/01/16-RHP Luis Castillo for RHP Colin Rea
Seattle (8)	07/31/18-INF Bryson Brigman for OF Cameron Maybin
San Francisco (7)	12/20/14-RHPs Kendry Flores & Luis Castillo for INF Casey McGehee
St. Louis (6)	1/14/20 - OF Diowill Burgos for OF Austin Dean
Tampa Bay (4)	7/31/19 - OF Jesus Sanchez and RHP Ryne Stanek for RHPs Nick Anderson and Trevor Richards
Texas (10)	07/31/15-LHP Cody Ege & C Tomas Telis for RHP Sam Dyson
Toronto (6)	08/19/17-RHP Osman Gutierrez for RHP Tom Koehler & cash considerations
Washington/Montreal (7)	07/01/09-INF Nick Johnson for LHP Aaron Thompson

*Through February 2020

RULE 5 DRAFT

YEAR	PLAYER(S) SELECTED (FROM)	PHASE	PLAYER(S) LOST (TO)	PHASE
1992	RHP Stan Spencer (Montreal)#	MLB	C Jim McNamara (San Francisco)*	MLB
	LHP Mike Myers (San Francisco)*	MLB		
	OF Scott Pose (Cincinnati)*	MLB		
1993	RHP Steve Long (New York-NL)*	MLB	RHP Ryan Whitman (San Diego)	AAA
	RHP Antonio Alfonseca (Montreal)	AAA	3B Bryn Kosco (Colorado)	AAA
	LHP Mark Yockey (San Francisco)	AAA		
	RHP Don Perigny (Chicago-AL)	AAA		
	RHP Tom Paskievitch (San Diego)	AA		
1994	RHP Matt Mantei (Seattle)*	MLB		
	LHP Matt Dunbar (New York-AL)*	MLB		
	RHP Adrian Hollinger (San Diego)	AAA		
1995	LHP Keith Garagozzo (New York-AL)	AAA		
1996	LHP Hector Mercado (Houston)	AAA	RHP Will Cunnane (San Diego)*	MLB
	RHP Joe Jacobsen (Los Angeles-NL)	AAA		
	RHP Brock Steinke (Houston)	AAA		
	C Ramsey Koeyers (Montreal)	AA		
1997	LHP David Pyc (Los Angeles-NL)	AAA	LHP Hector Mercado (Philadelphia)*	MLB
			RHP Martin Sánchez (Arizona)*	MLB
			OF Roosevelt Brown (Chicago-NL)	AAA
			OF Scott Podsednik (Texas)	AAA
			RHP Nigel Alejo (Milwaukee)	AAA
			3B Tony Darden (New York-NL)	AAA
			LHP Chad Miles (Detroit)	AAA
1998	LHP Alberto Blanco (Houston) #	MLB	RHP Eric Ludwick (Detroit)*	MLB
	INF Benji Gil (Chicago-AL)	AAA	RHP Tim McClaskey (Seattle)	AAA
			LHP Scott DeWitt (Colorado)	AAA
			INF Ismael Reynoso (San Francisco)	AAA
1999	LHP Johan Santana (Houston)*	MLB	LHP Gabe Gonzalez (Montreal)	AAA
	Wynter Phoenix (Los Angeles-NL)	AAA	RHP Aaron Cames (Los Angeles-NL)	AAA
2000			INF Joe Funaro (Seattle)	AAA
2001	LHP Jason Pruitt (Baltimore)	AA	INF Luis Ugueto (Pittsburgh) #	MLB
			C Dominic Woody (Seattle)	AAA
2002	LHP Frank Gracesqui (Toronto)	AAA	RHP Elvis DeJesús (Boston)	AAA
	LHP Eric Reynolds (New York-AL)	AAA	RHP Marc Sauer (Oakland)	AAA
	RHP Daniel Griffin (Montreal)	AA	INF Marco Yopez (Montreal)	AAA
2003	INF Chris Bass (Pittsburgh)	AAA	RHP Jason Grilli (Chicago-AL)*	MLB
	RHP Peter Bauer (Toronto)	AAA	LHP Chris Key (Seattle)	AAA
	OF Adam Bonner (Tampa Bay)	AAA		
	INF James Goelz (Boston)	AA		
	INF Mike Krga (Tampa Bay)	AA		
2004	RHP Rodrigo Rosario (Houston)	AAA	RHP Victor Prieto (Washington)	AAA
	RHP Josh Teekel (St. Louis)	AAA	RHP Ryan Warpski (Chicago-AL)	AAA
	LHP Luke Lockwood (Washington)	AAA	OF Travis Ezi (Chicago-NL)	AAA
	OF Alejandro De Aza (Los Angeles-NL)	AAA	INF Matt Demarco (St. Louis)	AAA
			OF Jim Kavourias (Washington)	AA
2005	INF Dan Uggla (Arizona)*	MLB		
	LHP Michael Megrew (Los Angeles-NL) #	MLB		
	INF Agustin Septimo (Milwaukee)	AAA		
	INF Jose Ronda (Cincinnati)	AAA		
	RHP Jarrod Farrell (Tampa Bay)	AAA		
	RHP Christopher Young (Pittsburgh)	AAA		

RULE 5 DRAFT				
YEAR	PLAYER(S) SELECTED (FROM)	PHASE	PLAYER(S) LOST (TO)	PHASE
2006	INF Josh Labandeira (Washington)	AAA	RHP Kevin Cave (Pittsburgh)	AA
	RHP Cristhian Martinez (Detroit)	AAA		
	OF Lorenzo Scott Jr. (Baltimore)	AAA		
2007	RHP Carlos Guevara (Cincinnati)*	MLB		
	INF Smelin Perez (Pittsburgh)	AAA		
	OF Daron Roberts (Chicago-AL)	AAA		
	RHP Kenny Fernández (Philadelphia)	AA		
	RHP Adalberto Mendez (Chicago-NL)	AA		
2008	LHP Zachary Kroenke (New York-AL) #	MLB	LHP Matt Yourkin (San Francisco)	AAA
	RHP Ryan Klosterman (Toronto)	AAA		
	RHP Brett Harker (Philadelphia)	AAA		
	RHP Ronald Hill (Philadelphia)	AAA		
2009	LHP Anillins Martinez (Cleveland)	AAA	OF John Raynor (Pittsburgh)	AAA
2009			C Andy Jenkins (Texas)	AA
2010	INF Jaime Ortiz (Los Angeles-NL)	AAA		
	RHP Brent Allar (Baltimore)	AA		
2011	OF Donnie Webb (Cleveland)	AA		
2012	LHP Braulio Lara (Tampa Bay) #	MLB		
	OF Alfredo Silverio (Los Angeles-NL)*	MLB		
2013	INF Justin Bour (Chicago-NL)	AAA	OF Kevin Mattison (Milwaukee)	AAA
	OF Brady Shoemaker (Chicago-AL)	AAA		
	INF Tony Thompson (Oakland)	AAA		
	RHP Kelvin Castro (New York-AL)	AA		
2014	LHP Andrew McKirahan (Chicago-NL) #	MLB	INF Mark Canha (Colorado)*	MLB
	LHP Matthew Tomshaw (Minnesota)	AAA	RHP Ramon Del Orbe (San Francisco)	AAA
	INF Harold Riggins (Cincinnati)	AAA	RHP Jheyson Manzueta (Detroit)	AAA
	LHP Alexander Burgos (Detroit)	AAA	INF Hiram Martinez (Texas)	AAA
2015	RHP Patrick Johnson (Pittsburgh)	AAA	RHP Enderson Franco (Atlanta)	AAA
	C Maxx Tissenbaum (Tampa Bay)	AAA	INF Zack Cox (Washington)	AAA
	RHP Juan Caballero (St. Louis)	AA	RHP Felipe Gonzalez (Los Angeles-NL)	AAA
			LHP Chipper Smith (Baltimore)	AAA
			INF Viosergy Rosa (Oakland)	AAA
			RHP DJ Johnson (Los Angeles-AL)	AAA
			LHP Alexander Burgos (Los Angeles-NL)	AAA
2016	OF Cal Tovey (Los Angeles-AL)	AAA	RHP Jose Adames (Cincinnati)	AAA
	LHP Nick Maronde (Cleveland)	AAA	RHP Sean Donatello (Detroit)	AAA
	INF Alex Yarbough (Los Angeles-AL)	AAA	RHP Matt Ramsey (Milwaukee)	AAA
2017	RHP Elieser Hernandez (Houston)*	MLB	RHP Tyler Kinley (Minnesota) # LHP Carlos Diaz (Oakland) #	MLB
	RHP Brett Graves (Oakland)*	MLB		
	C B.J. Lopez (Arizona)	AAA		
	C Sharif Othman (New York-AL)	AAA		
	INF Will Allen (Detroit)	AAA		
	RHP Brandon Barker (Baltimore)	AAA		
2018	RHP Riley Ferrell (Houston) #	MLB	OF Braxton Lee (New York-NL) *	AAA
2019	RHP Sterling Sharp (Washington)	MLB	OF Jhonny Santos (Seattle)	AAA
	C Julian Leon (Los Angeles-AL)	AAA		

*- Denotes retained after year
 #- Denotes returned to original team

THE BIRTH OF THE FRANCHISE

AUGUST 8, 1985 - Major League Baseball's new basic agreement permits the National League to expand by two teams to match the American League's 14.

OCTOBER 31, 1987 - U.S. Senators from eight states, including Florida, announce they have formed a congressional task force to investigate baseball expansion.

JUNE 15, 1989 - Baseball says it will announce a timetable for NL expansion within 90 days of the completion of a new basic agreement between the players and owners.

MARCH 7, 1990 - H. Wayne Huizenga announces he has purchased half of Joe Robbie Stadium and 15 percent of the Miami Dolphins for an estimated \$30 million. Huizenga states his intention to aggressively pursue an expansion franchise.

SEPTEMBER 13, 1990 - Dade County Commission repeals an ordinance that had limited Joe Robbie Stadium to 18 events a year.

SEPTEMBER 18, 1990 - The National League Expansion Committee hears presentations from all three South Florida groups and one from the Miami Beacon Council.

DECEMBER 18, 1990 - The NL unveils a list of six possible sites. South Florida is included, along with Tampa-St. Petersburg, Orlando, Denver, Buffalo and Washington, D.C. From the South Florida interests, Huizenga's group is chosen.

JANUARY 26, 1991 - Renovations begin to transform Joe Robbie Stadium into a baseball stadium.

FEBRUARY 25, 1991 - The National League Expansion Committee tours Joe Robbie Stadium.

MARCH 30-31, 1991 - Joe Robbie Stadium hosts two exhibition games between the New York Yankees and the Baltimore Orioles, which draw 125,013 fans. This includes a Spring Training record 67,654 sellout on the first night.

JUNE 10, 1991 - Baseball Commissioner Fay Vincent announces Denver and South Florida as the two areas chosen by the expansion committee.

JUNE 12-13, 1991 - Major League owners meet in Santa Monica, Calif., and an ownership committee unanimously approves the two ownership groups. National League owners informally ratify Denver and South Florida.

JULY 5, 1991 - Owners unanimously approve the Florida Marlins and the Colorado Rockies as baseball's two newest franchises.

JULY 8, 1991 - Carl Barger, President of the Pittsburgh Pirates since 1987, is hired as the Marlins first President.

JULY 18, 1991 - Marlins unveil their new team logo before approximately 1,700 guests at Turnberry Isle & Country Club.

SEPTEMBER 18, 1991 - Dave Dombrowski, Montreal Expos General Manager, is named Executive Vice President and General Manager of the Marlins.

NOVEMBER 7, 1991 - Fredi Gonzalez is hired as the Marlins first Minor League manager.

DECEMBER 10, 1991 - Marlins obtain an agreement to join the Gulf Coast League's Central Division beginning in June of 1992. Carlos Tosca will manage the team.

DECEMBER 11, 1991 - Marlins sign a one-year agreement with the Erie (PA) Sailors of the New York-Penn League for 1992. The Short-Season team will begin play in June of 1992 with a 78-game schedule. Fredi Gonzalez is named to manage the club.

DECEMBER 16, 1991 - Clemente Nuñez, a 16-year-old right-handed pitcher from the Dominican Republic, is signed to a Minor League contract by scout Edmundo Borrome. The Marlins' first player is assigned to the Gulf Coast rookie league.

FEBRUARY 28, 1992 - Marlins hold first-ever tryout camp at Bucky Dent Baseball School in Delray Beach and sign Ryan Whitman, a 20-year-old right-handed pitcher from Palm Beach Gardens, to a Minor League contract. More than 600 baseball hopefuls participate in the camp.

MARCH 12, 1992 - Marlins kick off season ticket campaign, with tickets going on sale March 23.

MAY 2, 1992 - LHP Mark Stephens becomes the first player under contract with the Marlins to appear in a professional game. Stephens' contract is optioned to the Salinas Spurs of the California League.

MAY 18, 1992 - WQAM (560 AM) signs a four-year contract to become the official radio voice of the Florida Marlins.

JUNE 1, 1992 - Marlins select catcher Charles Johnson of the University of Miami with their first-ever, first-round draft pick in the June amateur draft.

JUNE 15, 1992 - Erie Sailors play the Marlins' first-ever Minor League game, losing 6-5 to the Jamestown Expos in 13 innings. John Lynch throws the first pitch, Brad Clem takes the first at-bat and later collects the first hit, and Lou Lucca drives in Scott Samuels with the first run in Marlins' organizational history.

JULY 28, 1992 - The rookie league Gulf Coast Marlins win their 14th game in a row, the longest streak by any Minor League club during the 1992 season.

AUGUST 20, 1992 - WCMQ (1210 AM) signs a two-year contract to become the official Spanish radio voice of the Florida Marlins.

SEPTEMBER 3, 1992 - Erie qualifies for the New York-Penn League playoffs as the wild card entry. They beat the Hamilton Redbirds, 5-2, in a one-game playoff and move into the finals where they are swept by the Geneva Cubs, 6-3 and 7-4.

OCTOBER 19, 1992 - Marlins sign a two-year agreement with the Edmonton Trappers of the Pacific Coast League (Triple-A).

OCTOBER 21, 1992 - Marlins sign their first Triple-A player in right-handed pitcher Matt Turner. He is assigned to Edmonton and invited to 1993 Spring Training.

OCTOBER 23, 1992 - Marlins announce Rene Lachemann as their first manager. Lachemann, who signed a three-year deal, names his older brother Marcel as his pitching coach.

NOVEMBER 17, 1992 - Marlins make OF Nigel Wilson their first pick in the Expansion Draft and select 35 additional players, including Jeff Conine and Pat Rapp.

DECEMBER 7, 1992 - Marlins participate for the first time in the Rule 5 draft and select RHP Stanley Spencer, LHP Mike Myers and OF Scott Pose. They lose C Jim McNamara.

DECEMBER 8, 1992 - Marlins announce the signing of their first two free agents. Infielder Dave Magadan agrees for two years and veteran knuckleball pitcher Charlie Hough for one.

DECEMBER 9, 1992 - Marlins' President Carl Barger collapses during an owners meeting during the baseball winter meetings in Louisville, KY, and dies a few hours later in the Humana University Hospital due to a ruptured abdominal aortic aneurysm.

FEBRUARY 29, 1993 - Marlins dedicate their Brevard County training complex. Owner Wayne Huizenga announces the complex will be called the Carl F. Barger Complex at Viera.

MARCH 5, 1993 - Marlins defeat Houston, 12-8, in their inaugural Spring Training game. Jeff Conine hits Florida's first homer before a crowd of 6,696 at the Cocoa Expo Sports Complex.

APRIL 5, 1993 - Florida defeats the Los Angeles Dodgers, 6-3, to win their inaugural game before a sellout crowd of 42,334 spectators at Joe Robbie Stadium.



We Think in Ink.

Business innovation starts on press.



offset, digital & wide format printing | promotional products
data analytics & mailing | storefronts | packaging | warehousing

STUART

3601 SE Dixie Highway
Stuart, FL 34997

Toll Free 800.226.8221

T 772.287.2141 **F** 772.288.3988

BOCA RATON

6001 Park of Commerce Blvd.
Suite 200

Boca Raton, FL 33487

T 561.998.0870

F 561.278.1810

MIAMI

950 SE 8th Street
Hialeah, FL 33010

T 305.885.8707

F 305.888.9903

seprint.com

Proud Partner of the Miami Marlins

INAUGURAL SEASON INFORMATION

MAJOR LEAGUE EXPANSION DRAFT - NOVEMBER 17, 1992 IN NEW YORK, NY

Round 1

1. Nigel Wilson, OF (TOR); 2. Jose Martinez, RHP (NYM); 3. Bret Barberie, INF (MON); 4. Trevor Hoffman, RHP (TOR); 5. Pat Rapp, RHP (SF); 6. Greg Hibbard, LHP (CWS); 7. Chuck Carr, OF (STL); 8. Darrell Whitmore, OF (CLE); 9. Eric Helfand, C (OAK); 10. Bryan Harvey, RHP (CAL); 11. Jeff Conine, INF/OF (KC); 12. Kip Yaughn, RHP (BAL); 13. Jesús Tavaréz, OF (SEA).

Round 2

14. Carl Everett, OF (NYY); 15. Dave Weathers, RHP (TOR); 16. John Johnstone, RHP (NYY); 17. Ramon Martinez, INF (PIT); 18. Steve Decker, C (SF); 19. Chris Carpenter, RHP (STL); 20. Jack Armstrong, RHP (CLE); 21. Scott Chiamparino, RHP (TEX); 22. Tom Edens, RHP (MIN); 23. Andres Berumen, RHP (KC); 24. Robert Person, RHP (CWS); 25. Jim Corsi, RHP (OAK); 26. Richie Lewis, RHP (BAL).

Round 3

27. Danny Jackson, LHP (PIT); 28. Bob Natal, C (MON); 29. Jamie McAndrew, RHP (LA); 30. Junior Félix, OF (CAL); 31. Kerwin Moore, OF (KC); 32. Ryan Bowen, RHP (HOU); 33. Scott Baker, LHP (STL); 34. Chris Donnels, INF (NYM); 35. Monty Fariss, OF (TEX); 36. Jeff Tabaka, LHP (MIL).

Marlins acquire INFs Gary Scott and Alex Arias from Chicago (NL) for LHP Greg Hibbard.

Marlins acquire LHPs Joel Adamson and Matt Whisenant from Philadelphia for LHP Danny Jackson.

Marlins acquire INF Walt Weiss from Oakland for C Eric Helfand and a player to be named later (LHP Scott Baker on 11/20/92).

Marlins acquire RHPs Brian Griffiths and Hector Carrasco from Houston for RHP Tom Edens.

EXPANSION DRAFT-DAY TRADES

OPENING DAY - APRIL 5, 1993

Joe Robbie Stadium - The Marlins played their first game in Franchise history on April 5, 1993. The day's festivities began with Hall of Famer Joe DiMaggio throwing out the first pitch. In addition, the Club retired the No. 5 in honor of their late president, Carl Barger. The Marlins defeated the Los Angeles Dodgers, 6-3, before a sellout crowd of 42,334 fans. Marlins starter Charlie Hough scattered six hits over six innings to pick up the Club's first win. Walt Weiss gave the Marlins a 2-0 lead in the second inning with a two-run triple. Jeff Conine went 4x4 and stole the first base in Marlins history. Bret Barberie collected Florida's first hit, a first-inning single to center. Bryan Harvey pitched a scoreless ninth to record the save.

FLORIDA MARLINS 6, LOS ANGELES DODGERS 3

	1	2	3	4	5	6	7	8	9	R	H	E	LOB
LOS ANGELES	0	0	0	0	2	1	0	0	0	3	8	2	7
FLORIDA	0	3	1	0	0	1	1	0	X	6	14	1	7

HP: Pulli

1B: West
TIME: 2:272B: Williams
ATTENDANCE: 42,334

3B: Darling

Los Angeles	AB	R	H	RBI	BB	SO	Florida	AB	R	H	RBI	BB	SO
Jose Offerman SS	4	0	1	1	1	2	Scott Pose CF-LF	5	0	1	2	0	0
Brett Butler CF	4	0	0	0	0	2	Bret Barberie 2B	4	1	2	0	0	0
Darryl Strawberry RF	3	0	0	0	1	0	Junior Félix RF	4	0	1	0	0	1
Eric Davis LF	4	0	1	0	0	1	Orestes Destrade 1B	4	1	1	0	0	1
Tim Wallach 3B	4	1	1	1	0	1	Cris Carpenter P	0	0	0	0	0	0
Eric Karros 1B	3	1	1	0	1	0	Bryan Harvey P	0	0	0	0	0	0
Mike Piazza C	4	0	1	0	0	0	Dave Magadan 3B	4	0	1	0	0	0
Jody Reed 2B	4	1	2	1	0	1	Benito Santiago C	4	1	2	1	0	0
Orel Hershisier P	2	0	1	0	0	0	Jeff Conine LF-1B	4	2	4	0	0	0
Roger McDowell P	0	0	0	0	0	0	Walt Weiss SS	3	1	2	2	1	0
Lenny Harris PH	0	0	0	0	0	0	Charlie Hough P	2	0	0	0	0	1
Cory Snyder PH	1	0	0	0	0	0	Alex Arias PH	1	0	0	0	0	0
Ricky Tricek P	0	0	0	0	0	0	Luis Aquino P	0	0	0	0	0	0
Dave Hansen PH	1	0	0	0	0	0	Joe Klink P	0	0	0	0	0	0
Team Totals	34	3	8	3	3	7	Chuck Carr CF	1	0	0	0	0	0
							Team Totals	36	6	14	5	1	3

2B: Davis (1, off Hough), Karros (1, off Hough).

HR: Wallach (1, off Hough; 6th inn, 0 on, 1 out).

GIDP: Piazza (1).

DP: 2. Davis-Karros, Reed-Offerman-Karros.

E: Wallach (1), Reed (1).

Los Angeles	IP	H	R	ER	BB	SO
Hershisier (L, 0-1)	5.0	10	5	5	1	3
McDowell	1.0	0	0	0	0	0
Tricek	2.0	4	1	1	0	0

2B: Destrade (1, off Hershisier). 3B: Weiss (1, off Hershisier).

GIDP: Destrade (1).

DP: 1. Magadan-Barberie-Destrade.

E: Félix (1).

SB: Conine (1, 3rd base off Tricek/Piazza).

CS: Pose (1, 2nd base by McDowell/Piazza).

Florida	IP	H	R	ER	BB	SO
Hough, W (1-0)	6.0	6	3	3	2	4
Aquino	0.0	1	0	0	0	0
Klink	1.0	0	0	0	1	1
Carpenter	1.0	0	0	0	0	1
Harvey (S, 1)	1.0	1	0	0	0	1

INAUGURAL OPENING DAY ROSTER

Pitchers (11):	Luis Aquino, Jack Armstrong, Ryan Bowen, Cris Carpenter, Chris Hammond, Charlie Hough, Bryan Harvey, Trevor Hoffman, Joe Klink, Richie Lewis, Bob McClure.
Catchers (2):	Steve Decker, Benito Santiago
Infielders (6):	Alex Arias, Bret Barberie, Orestes Destrade, Dave Magadan, Rick Rentería, Walt Weiss
Outfielders (6):	Greg Briley, Chuck Carr, Jeff Conine, Monty Fariss, Junior Félix, Scott Pose
Disabled List (3):	RHP Jim Corsi, RHP Scott Chiamparino, RHP Kip Yaughn
Coaching Staff (6):	Rene Lachemann (Manager), Marcel Lachemann (Pitching), Vada Pinson (First Base), Doug Rader (Hitting), Frank Reberger (Bullpen), Cookie Rojas (Third Base)

OPENING DAY HISTORY

OPENING DAY LINEUPS

1993		1994		1995		1996		1997		1998	
Pose	CF	Carr	CF	Veras	2B	Veras	2B	Castillo	2B	Floyd	LF
Barberie	2B	Browne	3B	Arias	SS	White	CF	Renteria	SS	Renteria	SS
Félix	RF	Sheffield	RF	Sheffield	RF	Sheffield	RF	Sheffield	RF	Jackson	1B
Destrade	1B	Destrade	1B	Conine	LF	Conine	LF	Bonilla	3B	Sheffield	RF
Magadan	3B	Conine	LF	Pendleton	3B	Pendleton	3B	Alou	LF	Kotsay	CF
Santiago	C	Barberie	2B	Colbrunn	1B	Colbrunn	1B	White	CF	Johnson	C
Conine	LF	Santiago	C	Johnson	C	Johnson	C	Conine	1B	Counsell	2B
Weiss	SS	Abbott	SS	Carr	CF	Abbott	SS	Johnson	C	Booty	3B
Hough	P	Hough	P	Burkett	P	Brown	P	Brown	P	Hernández	P
1999		2000		2001		2002		2003		2004	
Castillo	2B	Castillo	2B	Castillo	2B	Castillo	2B	Castillo	2B	Pierre	CF
Gonzalez	SS	Gonzalez	SS	Owens	RF	Wilson	CF	Pierre	CF	Castillo	2B
Kotsay	RF	Floyd	LF	Floyd	LF	Floyd	LF	Rodriguez	C	Cabrera	RF
Lee	1B	Wilson	CF	Wilson	CF	Millar	RF	Lee	1B	Lowell	3B
Dunwoody	CF	Lowell	3B	Lowell	3B	Lowell	3B	Lowell	3B	Conine	LF
Wilson	LF	Millar	1B	Johnson	C	Lee	1B	Encarnacion	RF	Choi	1B
Orie	3B	Brown	RF	Lee	1B	Gonzalez	SS	Hollandsworth	LF	Castro	C
Redmond	C	Redmond	C	Gonzalez	SS	Redmond	C	Gonzalez	SS	Gonzalez	SS
Fernández	P	Fernández	P	Dempster	P	Dempster	P	Beckett	P	Beckett	P
2005		2006		2007		2008		2009		2010	
Pierre	CF	Ramírez	SS	Ramírez	SS	Ramírez	SS	Bonifacio	3B	Coghlan	LF
Castillo	2B	Hermida	RF	Ugglá	2B	Ugglá	2B	Baker	C	Maybin	CF
Cabrera	LF	Cabrera	3B	Cabrera	3B	Jacobs	1B	Ramírez	SS	Ramírez	SS
Delgado	1B	Jacobs	1B	Jacobs	1B	Willingham	LF	Cantú	1B	Cantú	3B
Lowell	3B	Willingham	LF	Willingham	LF	Cantú	3B	Ugglá	2B	Ugglá	2B
Lo Duca	C	Ugglá	2B	Borchard	RF	Ross	CF	Hermida	LF	Paulino	C
Encarnacion	RF	Olivo	C	Olivo	C	Gonzalez	RF	Ross	RF	Ross	RF
Gonzalez	SS	Reed	CF	De Aza	CF	Treanor	C	Maybin	CF	Sánchez	1B
Beckett	P	Willis	P	Willis	P	Hendrickson	P	Nolasco	P	Johnson	P
2011		2012		2013		2014		2015		2016	
Coghlan	CF	Reyes	SS	Pierre	LF	Yelich	LF	Gordon	2B	Gordon	2B
Infante	2B	Bonifacio	CF	Coghlan	CF	Baker	2B	Yelich	LF	Ozuna	CF
Ramírez	SS	Ramírez	3B	Stanton	RF	Stanton	RF	Stanton	RF	Yelich	LF
Stanton	RF	Stanton	RF	Polanco	3B	McGehee	3B	Morse	1B	Stanton	RF
Sánchez	1B	Morrison	LF	Brantly	C	Jones	1B	Prado	3B	Prado	3B
Morrison	LF	Sánchez	1B	Solano	2B	Saltalamacchia	C	Ozuna	CF	Bour	1B
Buck	C	Infante	2B	Kotchman	1B	Ozuna	CF	Saltalamacchia	C	Realmuto	C
Murphy	3B	Buck	C	Hechavarria	SS	Hechavarria	SS	Hechavarria	SS	Hechavarria	SS
Johnson	P	Johnson	P	Nolasco	P	Fernández	P	Álvarez	P	Chen	P
2017		2018		2019							
Gordon	2B	Brinson	CF	Brinson	CF						
Realmuto	C	Dietrich	LF	Anderson	3B						
Yelich	CF	Castro	2B	Castro	2B						
Stanton	RF	Bour	1B	Cooper	RF						
Bour	1B	Anderson	3B	Prado	1B						
Ozuna	LF	Cooper	RF	Alfaro	C						
Dietrich	3B	Rojas	SS	Rojas	SS						
Hechavarria	SS	Wallach	C	Herrera	LF						
Volquez	P	Ureña	P	Ureña	P						

OPENING DAY HISTORY

OPENING DAY RESULTS

1993

LA 000 021 000 -- 3 8 2
FLA 031 001 10x -- 6 14 1

WP-Hough LP-Hershiser Sv-Harvey
ATT - 42,334

1996

PIT 010 000 030 -- 4 9 0
FLA 000 000 000 -- 0 3 1

WP-Wagner LP-Brown Sv-None
ATT - 41,815

1999

NYM 001 000 001 -- 2 9 0
FLA 300 020 01x -- 6 12 0

WP-Fernández LP-Leiter Sv-None
ATT - 38,983

2002

FLA 010 001 400 -- 6 8 0
MON 000 100 033 -- 7 11 1

WP-Herges LP-Looper Sv-None
ATT - 34,351

2005

ATL 000 000 000 -- 0 5 0
FLA 520 002 00x -- 9 13 0

WP-Beckett LP-Smoltz Sv-None
ATT - 57,405

2008

NYM 000 600 001 -- 7 10 0
FLA 000 200 000 -- 2 5 1

WP-Santana LP-Hendrickson Sv-None
ATT - 38,308

2011

NYM 000 000 200 -- 2 4 0
FLA 000 410 01x -- 6 10 0

WP-Johnson LP-Pelfrey Sv-None
ATT - 41,237

2014

COL 000 001 000 -- 1 6 0
MIA 001 051 03x -- 10 14 0

WP-Fernández LP-De La Rosa Sv-None
ATT - 37,116

2017

MIA 000 200 000 -- 2 6 0
WSH 000 001 21x -- 4 9 0

WP-Strasburg LP-Phelps Sv-Treinen
ATT - 42,744

1994

FLA 010 000 200 -- 3 5 3
LA 200 000 11x -- 4 7 0

WP-Gott LP-Hernández Sv-Worrell
ATT - 53,757

1997

CHI 000 000 002 -- 2 3 2
FLA 011 020 00x -- 4 10 0

WP-Brown LP-Mulholland Sv-None
ATT - 41,412

2000

SF 002 100 001 -- 4 10 2
FLA 200 021 01x -- 6 12 0

WP-Fernández LP-Hernández Sv-Alfonseca
ATT - 35,101

2003

PHI 115 100 000 -- 8 10 2
FLA 000 002 120 -- 5 7 3

WP-Millwood LP-Beckett Sv-Mesa
ATT - 37,137

2006

FLA 000 000 000 -- 0 5 2
HOU 000 000 10x -- 1 4 0

WP-Oswalt LP-Johnson Sv-Lidge
ATT - 43,666

2009

WSH 000 203 001 -- 6 9 2
FLA 204 204 00x -- 12 12 0

WP-Nolasco LP-Lannan Sv-None
ATT - 34,323

2012

STL 210 000 010 -- 4 13 0
MIA 000 000 010 -- 1 4 0

WP-Lohse LP-Johnson Sv-Motte
ATT - 36,601

2015

ATL 100 001 000 -- 2 6 0
MIA 001 000 000 -- 1 8 0

WP-Teheran LP-Álvarez Sv-Grilli
ATT - 36,969

2018

CHI 310 100 300 -- 8 9 2
MIA 103 000 000 -- 4 8 2

WP-Cishek LP-Ureña Sv-None
ATT - 32,151

1995

LA 200 030 300 -- 8 13 0
FLA 110 000 014 -- 7 9 1

WP-Martinez LP-Burkett Sv-Seanez
ATT - 42,125

1998

CHI 302 000 001 -- 6 9 1
FLA 603 000 02x -- 11 14 2

WP-Hernández LP-Tapani Sv-None
ATT - 41,126

2001

PHI 210010100000 1 -- 6 12 1
FLA 0002020010000 -- 5 8 1

WP-Telemaco LP-Nuñez Sv-None
ATT - 36,146

2004

MON 000 001 011 -- 3 8 1
FLA 020 000 02x -- 4 10 0

WP-Perisho LP-Ayala Sv-Benitez
ATT - 55,315

2007

FLA 120 301 200 -- 9 13 0
WAS 000 101 000 -- 2 7 0

WP-Willis LP-Patterson Sv-None
ATT - 40,389

2010

FLA 000 001 000 -- 1 6 3
NYM 200 004 10x -- 7 9 1

WP-Santana LP-Johnson Sv-None
ATT - 41,245

2013

MIA 000 000 000 -- 0 3 0
WSH 100 100 00x -- 2 5 0

WP-Strasburg LP-Nolasco Sv-Soriano
ATT - 45,274

2016

DET 130 010 002 01 8 12 1
MIA 000 003 01300 7 10 2

WP-VerHagen LP-Breslow Sv-Greene
ATT - 36,911

2019

COL 000 420 000 -- 6 9 1
MIA 000 001 011 -- 3 4 2

WP-Freeland LP-Ureña Sv-None
ATT - 25,423

ATTENDANCE RECORDS

OVERALL YEAR-BY-YEAR ATTENDANCE

SUN LIFE STADIUM

YEAR	ATTENDANCE	DATES	AVERAGE	LARGEST CROWD
1993	3,064,847	80	38,311	45,900 - Sunday, October 3 vs. NYM
1994	1,937,467	59	32,838	45,037 - Sunday, July 3 vs. ATL
1995	1,700,466	70	24,292	42,125 - Tuesday, April 25 vs. LA
1996	1,746,767	80	21,835	41,815 - Monday, April 1 vs. PIT
1997	2,364,387	80	29,555	44,176 - Sunday, September 21 vs. NYM
1998	1,750,395	79	22,157	45,170 - Tuesday, September 2 vs. STL
1999	1,369,421	78	17,557	42,110 - Saturday, June 12 vs. NYY
2000	1,218,326	80	15,229	35,392 - Saturday, August 26 vs. CIN
2001	1,261,220	80	15,765	44,313 - Friday, July 13 vs. NYY
2002	813,111	81	10,038	33,291 - Saturday, June 1 vs. NYM
2003	1,303,214	80	16,290	40,414 - Saturday, September 13 vs. ATL
2004	1,723,105	78	22,091	55,315 - Tuesday, April 6 vs. MON
2005	1,852,608	81	22,872	57,405 - Tuesday, April 5 vs. ATL
2006	1,164,134	81	14,372	38,014 - Saturday, July 1 vs. BOS
2007	1,370,511	81	16,920	42,817 - Saturday, August 18 vs. SF
2008	1,335,079	80	16,688	39,124 - Saturday, August 16 vs. CHC
2009	1,464,109	78	18,771	46,427 - Saturday, June 20 vs. NYY
2010	1,535,226	81	18,953	40,666 - Friday, April 9 vs. LAD
2011	1,520,562	77	19,747	41,237 - Friday, April 1 vs. NYM
TOTALS	30,494,955	1,484	20,549	-

MARLINS PARK

YEAR	ATTENDANCE	DATES	AVERAGE	LARGEST CROWD
2012	2,219,444	81	27,401	36,711 - Wednesday, July 25 vs. ATL
2013	1,586,322	81	19,585	34,439 - Monday, April 8 vs. ATL
2014	1,732,283	81	21,386	37,116 - Monday, March 31 vs. COL
2015	1,752,235	81	21,633	36,969 - Monday, April 6 vs. ATL
2016	1,712,417	80	21,405	36,911 - Tuesday, April 5 vs. DET
2017	1,651,997	81	20,395	36,519 - Tuesday, April 11 vs. ATL
2018	811,104	81	10,013	32,151 - Thursday, March 29 vs. CHI
2019	811,302	81	10,016	29,720 - Saturday, August 10 vs. ATL
TOTALS	12,277,104	647	18,975	-

OVERALL TOTALS

YEARS	ATTENDANCE	DATES	AVERAGE	LARGEST CROWD
1993-2019	42,772,059	2,131	20,071	57,405 - Tuesday, April 5, 2005 vs. ATL

MONTHLY HOME ATTENDANCE RECORDS

MONTH	ATT.	YEAR	DATES
April	337,494	2012	11
May	404,631	2012	15
June	472,650	2012	17
July	319,122	2012	11
August	331,852	2013	14
September	377,155	2012	15
October	81,670	2012	3

GAMES POSTPONED/MOVED BY HURRICANES

DATE	OPP.	NOTE
7/31/95	STL	Hurricane warning - not made up
9/24-25/98	PHI	Hurricane warning
9/3-5/04	CHI	Hurricane Frances
9/13-14/04	MON	Hurricane Ivan - Played at U.S. Cellular Field
6/24-26/11	SEA	Scheduling Conflict - Played at SAFECO Field
9/15-17/17	MIL	Hurricane Irma - Played at Miller Park

MISCELLANEOUS ATTENDANCE RECORDS AS MIAMI MARLINS

Largest Home	37,116, Monday, March 31, 2014 vs. COL
Largest Day	36,711, Wednesday, July 25, 2012 vs. ATL
Largest Night	37,116, Monday, March 31, 2014 vs. COL
Largest Doubleheader	---
Largest Sunday	34,918, Sunday, April 29, 2012 vs. ARI
Largest Monday	37,116, Monday, March 31, 2014 vs. COL
Largest Tuesday	36,911, Tuesday, April 5, 2016 vs. DET
Largest Wednesday	36,611, Wednesday, July 25, 2012 vs. ATL
Largest Thursday	25,916, Thursday, August 1, 2013 vs. NYM
Largest Friday	31,949, Friday, April 27, 2012 vs. ARI
Largest Saturday	35,188, Saturday, April 5, 2014 vs. SD
Series, Four Dates (Home)	131,398, April 27-30, 2012 vs. ARI
Series, Four Dates (Road)	184,247, May 18-21, 2017 at LAD
Series, Three Dates (Home)	96,060, April 13-15, 2012 vs. HOU
Series, Three Dates (Road)	136,458, May 11-13, 2015 at LAD
Series, Two Dates (Home)	67,044, June 15-16, 2015 vs. NYY
Series, Two Dates (Road)	81,287, June 17-18, 2015 at NYY
Largest Road	53,694, Monday, July 3, 2017 at STL
Season, Home	2,219,444 (2012)
Season, Road	2,478,929 (2012)
Season, Home & Road	4,698,373 (2012)

HISTORY OF SUN LIFE STADIUM

Sun Life Stadium, originally known as Joe Robbie Stadium, was the first of its kind to be constructed entirely with private funds. The late Joe Robbie led the financing campaign to build "Joe Robbie Stadium" (JRS) for the Miami Dolphins of the National Football League (NFL). JRS revolutionized the economics of professional sports when it opened in 1987. Inclusion of a Club Level, along with Executive Suites, helped to finance the construction of the stadium. The original multi-purpose facility had more than 1.5 million square feet, over 24,000 parking spaces, 75,000 seats and a playing field that meets standards for the NFL and World Cup Soccer.

On March 7, 1990, H. Wayne Huizenga, then Chairman of the Board and Chief Executive Officer of Blockbuster Video and Huizenga Holdings Inc., agreed to purchase 50 percent of Joe Robbie Stadium and became the point man in the drive to bring Major League Baseball to South Florida. That effort was rewarded in July of 1991, when South Florida was awarded a National League expansion franchise. To accommodate MLB baseball and the Florida Marlins, the stadium was retrofitted in 1992 to include retractable seating, a baseball press box, baseball dugouts, new lights and a hydraulic disappearing pitcher's mound. On January 24, 1994, Mr. Huizenga acquired the remaining 50 percent of the stadium to give him complete ownership.

In February 2008, Mr. Huizenga sold 50 percent of the Miami Dolphins, stadium and surrounding developable land to Stephen M. Ross of New York and Palm Beach. Mr. Ross, Chairman of the Related Companies, an international real estate development company, became an active partner. In January 2009, Mr. Ross closed on the purchase of an additional 45 percent of the team and stadium.

LONGEST HOME RUNS AT SUN LIFE STADIUM

LONGEST HOME RUNS AT SUN LIFE STADIUM

DIST.	PLAYER	DATE	OPPONENT	PITCHER
529'	Andres Galarra	5/31/97	COL	Kevin Brown
500'	Mark McGwire	8/22/97	STL	Tony Saunders
498'	Mark McGwire	9/2/98	STL	Brian Edmondson
484'	Sammy Sosa	7/20/03	CHC	Armando Almanza
482'	Derrek Lee	6/25/00	CHC	Ruben Quevedo
482'	Pete Incaviglia	5/1/96	PHI	Al Leiter
479'	Charles Johnson	9/30/97	SF	Kirk Rueter
477'	Mike Piazza	6/6/94	LAD	Mark Gardner
475'	Greg Colbrunn	5/14/96	STL	Donovan Osborne
472'	Mark McGwire	9/1/98	STL	Donn Pall
471'	Miguel Cabrera	7/15/07	WSH	Jason Simontacchi

LONGEST MARLINS HOME RUNS AT SUN LIFE STADIUM

DIST.	PLAYER	DATE	OPPONENT	PITCHER
482'	Derrek Lee	6/25/00	CHC	Ruben Quevedo
479'	Charles Johnson	9/30/97	SF	Kirk Rueter
475'	Greg Colbrunn	5/14/96	STL	Donovan Osborne
471'	Miguel Cabrera	7/15/07	WSH	Jason Simontacchi
467'	Miguel Cabrera	4/22/07	WSH	Jerome Williams
466'	Dan Uggla	4/22/07	WSH	Jerome Williams
464'	Preston Wilson	9/6/99	LAD	Ismael Valdez
462'	Bobby Bonilla	10/27/97	CLE	Jaret Wright
459'	Preston Wilson	7/9/00	TB	Esteban Yan
458'	Preston Wilson	8/27/02	NYM	John Thomson
458'	Greg Colbrunn	10/1/95	PHI	Tyler Green

10 LARGEST REGULAR SEASON HOME CROWDS

NO.	ATT.	DATE	OPP
1.	57,405	4/5/05	Atlanta
2.	55,315	4/6/04	Montreal
3.	46,427	6/20/09	New York (AL)
4.	45,900	10/3/93	New York (NL)
5.	45,796	8/27/93	San Francisco
6.	45,725	4/9/04	Philadelphia
7.	45,278	8/29/93	San Francisco
8.	45,170	9/22/98	St. Louis
9.	45,037	7/3/94	Atlanta
10.	44,689	8/7/93	Philadelphia

10 LARGEST POSTSEASON HOME CROWDS

NO.	ATT.	DATE	GAME
1.	67,498	10/25/97	World Series Game 6 vs. CLE
2.	67,245	10/18/97	World Series Game 1 vs. CLE
3.	67,204	10/26/97	World Series Game 7 vs. CLE
4.	67,025	10/19/97	World Series Game 2 vs. CLE
5.	65,975	10/23A03	World Series Game 5 vs. NYY
6.	65,934	10/22/03	World Series Game 4 vs. NYY
7.	65,829	10/11/03	NLCS Game 4 vs. CHC
8.	65,731	10/21/03	World Series Game 3 vs. NYY
9.	65,464	10/4/03	NLDS Game 4 vs. SF
10.	65,279	10/12/03	NLCS Game 5 vs. CHC

MONTHLY HOME ATTENDANCE RECORDS

MONTH	ATT.	YEAR	DATES
April	424,669	1993	10
May	516,701	1993	13
June	548,053	1993	14
July	533,337	1994	16
August	532,264	1993	14
September	478,348	1993	15
October	126,193	1993	3

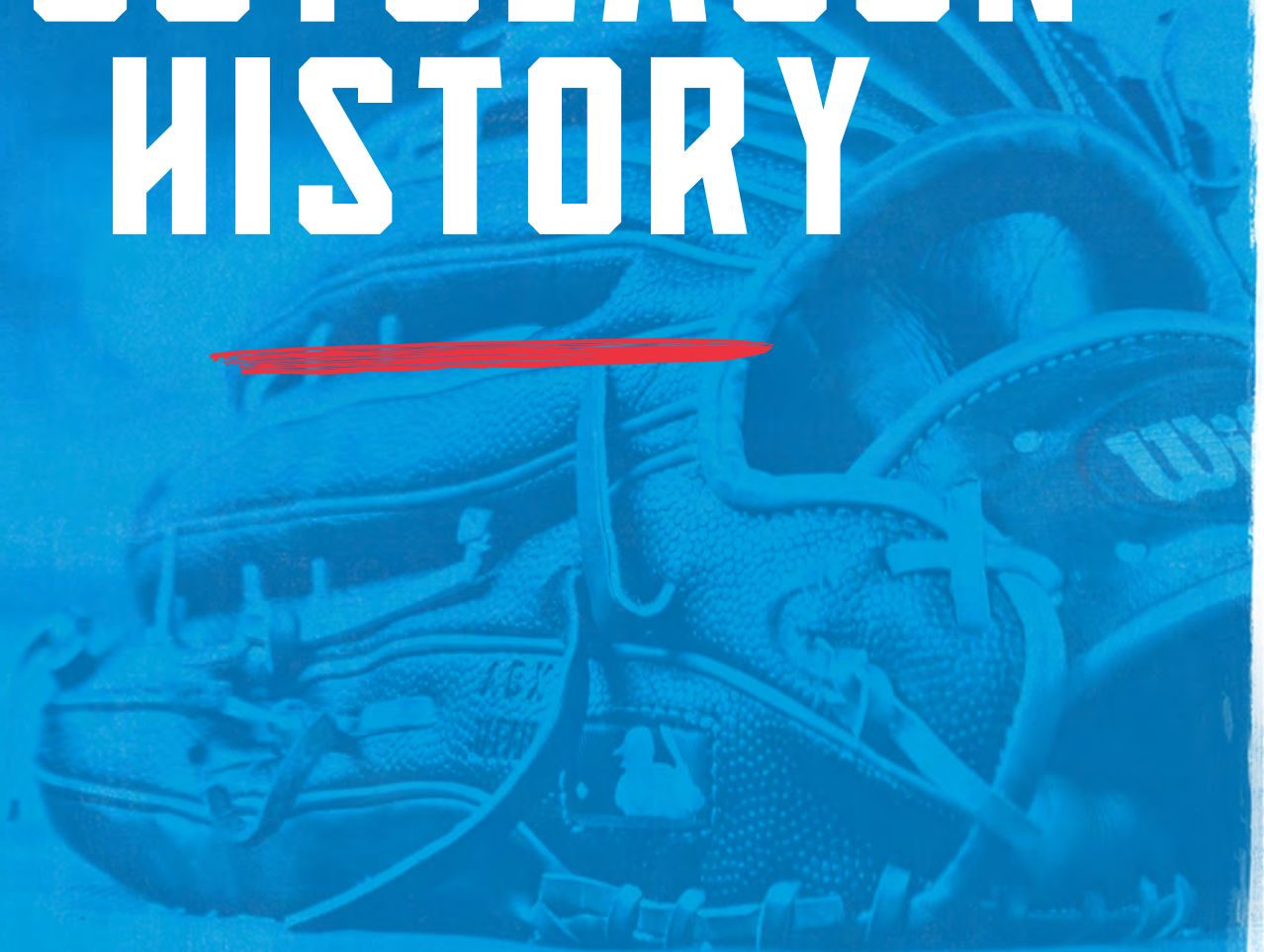
1997 postseason drew 513,151 fans to nine October dates.
2003 postseason drew 520,815 fans to eight October dates.

SUSPENDED GAMES AT SUN LIFE STADIUM

DATE	OPP.	NOTE
5/5/95	ATL	Susp. in top of 9 th , tied 3-3, 0 outs, 1 on
		** Resumed on Sept. 7 with Marlins losing 6-3 in 9 inn.
4/10/07	MIL	Susp. in top of 11 th , tied 2-2, 0 outs, 0 on
		** Resumed on April 11 with Marlins losing 3-2 in 13 inn.



POSTSEASON HISTORY



MARLINS POSTSEASON RECORDS

POSTSEASON - CLUB BATTING

Batting Average.....	.251 (2003)
At-Bats.....	605 (2003)
Runs.....	77 (2003)
Hits.....	152 (2003)
Doubles.....	28 (2003)
Triples.....	4 (2003)
Home Runs.....	14 (2003)
Runs Batted In.....	74 (2003)
Stolen Bases.....	8 (2003)

SERIES - CLUB BATTING

Batting Average.....	.273 (1997 NLDS)
At-Bats.....	256 (2003 NLCS)
Runs.....	40 (2003 NLCS)
Hits.....	68 (1997 WS; 2003 NLCS)
Doubles.....	12 (1997 WS; 2003 NLDS)
Triples.....	3 (2003 NLCS)
Home Runs.....	10 (2003 NLCS)
Runs Batted In.....	39 (2003 NLCS)
Stolen Bases.....	4 (1997 WS and 2003 NLCS)

GAME - CLUB BATTING

At-Bats.....	45 (2003 NLCS, Game 1)
Runs.....	14 (1997 WS, Game 3)
Hits.....	16 (1997 WS, Game 3)
Doubles.....	4 (1997 WS Game 2 and Game 5)
Triples.....	2 (2003 NLCS, Game 1)
Home Runs.....	4 (2003 NLCS, Game 1)
Runs Batted In.....	12 (1997 WS, Game 3)
Stolen Bases.....	2 (1997 WS, Game 3; 2003 NLCS, Game 1)

POSTSEASON - INDIVIDUAL BATTING

Average.....	.367; Jeff Conine (2003)
At-Bats.....	73; Juan Pierre (2003)
Runs.....	13; Gary Sheffield (1997)
Hits.....	22; Jeff Conine/Juan Pierre (2003)
Doubles.....	5; Iván Rodríguez (2003)
Triples.....	2; Juan Pierre (2003)
Home Runs.....	4; Miguel Cabrera (2003)
Runs Batted In.....	17; Iván Rodríguez (2003)
Stolen Bases.....	3; Luis Castillo/Juan Pierre (2003)

SERIES - INDIVIDUAL BATTING

At-Bats.....	33 (2x); Devon White (1997 WS)
	Juan Pierre (2003 NLCS)
Runs.....	9; Miguel Cabrera (2003 NLCS)
Hits.....	11; Jeff Conine (2003 NLCS)
Doubles.....	3 (2x); Devon White (1997 WS)
	Luis Castillo (2003 NLDS)
Triples.....	2; Juan Pierre (2003 NLCS)
Home Runs.....	3 (2x); Moises Alou (1997 WS)
	Miguel Cabrera (2003 NLCS)
Runs Batted In.....	10; Iván Rodríguez (2003 NLCS)
Stolen Bases.....	2; Luis Castillo (2003 NLCS)

GAME - INDIVIDUAL BATTING

At-Bats.....	6; several players
Runs.....	3; several players
Hits.....	4 (2x); Juan Pierre (2003 NLDS, Game 2)
	Miguel Cabrera (2003 NLDS, Game 4)
Doubles.....	2; several players
Triples.....	1; several players
Home Runs.....	1; several players
Runs Batted In.....	5 (2x); Iván Rodríguez (2003 NLCS, Game 1)
	Gary Sheffield (1997 WS, Game 3)
Stolen Bases.....	2; Luis Castillo (2003 NLCS, Game 1)

POSTSEASON - CLUB PITCHING

Earned Run Average.....	4.25 (1997)
Innings Pitched.....	159.0 (2003)
Hits Allowed.....	151 (2003)
Runs Allowed.....	79 (2003)
Shutouts.....	2 (2003)
Home Runs Allowed.....	19 (2003)
Walks.....	65 (2003)
Strikeouts.....	134 (2003)
Batting Average Against.....	.254 (2003)

GAME - CLUB PITCHING

Innings Pitched.....	12.0 (2003 WS, Game 5)
Hits Allowed.....	16 (2003 NLCS, Game 2)
Runs Allowed.....	12 (2003 NLCS, Game 2)
Earned Runs Allowed.....	11 (2003 NLCS, Game 2)
Home Runs Allowed.....	4 (2003 NLCS, Game 2)
Walks.....	9 (1997 WS, Game 3)
Strikeouts.....	15 (1997 NLCS, Game 5)
Hit Batsmen.....	2 (three times)

POSTSEASON - INDIVIDUAL PITCHING

Earned Run Average.....	1.40; Carl Pavano (2003)
Innings Pitched.....	42.2; Josh Beckett (2003)
Wins.....	4; Liván Hernández (1997)
Losses.....	2 (2x); Kevin Brown (1997); Josh Beckett (2003)
Appearances.....	10; Ugueth Urbina (2003)
Shutouts.....	2; Josh Beckett (2003)
Complete Games.....	2; Josh Beckett (2003)
Saves.....	4 (2x); Robb Nen (1997); Ugueth Urbina (2003)
Holds.....	3; Dennis Cook (1997)
Hits Allowed.....	35; Kevin Brown (1997)
Runs Allowed.....	18; Kevin Brown (1997)
Earned Runs Allowed.....	18; Kevin Brown (1997)
Home Runs Allowed.....	4; Three players
Walks.....	15; Al Leiter (1997)
Strikeouts.....	47; Josh Beckett (2003)
Batting Average Against.....	.145; Josh Beckett (2003)
Wild Pitches.....	2; Rick Helling (2003)

SERIES - INDIVIDUAL PITCHING

Innings Pitched.....	19.1; Josh Beckett (2003 NLCS)
Wins.....	2 (5x); last, Brad Penny (2003 WS)
Losses.....	2; Kevin Brown (1997 WS)
Runs Allowed.....	10; Kevin Brown (1997 WS)
Earned Runs Allowed.....	10; Kevin Brown (1997 WS)
Home Runs Allowed.....	3 (2x); last, Josh Beckett (2003 NLCS)
Appearances.....	4 (5x); last, Braden Looper (2003 WS)
Walks.....	10; Liván Hernández/Al Leiter (1997 WS)
Strikeouts.....	19; Josh Beckett (2003 NLCS); (2003 WS)

GAME - INDIVIDUAL PITCHING

IP.....	9.0 (4x); last, Josh Beckett (2003 WS, Game 6)
Hits Allowed.....	11; Kevin Brown (1997 NLCS, Game 6)
Runs Allowed.....	7 (2x); last, Brad Penny (2003 NLCS, Game 2)
ER Allowed.....	7; Brad Penny (2003 NLCS, Game 2)
Home Runs Allowed.....	2; Eight players
Walks.....	8; Liván Hernández (1997 WS, Game 5)
Strikeouts.....	15; Liván Hernández (1997 NLCS, Game 5)
Hit Batsmen.....	1; Nine players

POSTSEASON FIRSTS: The Florida Marlins played their first franchise postseason game on September 30, 1997, a 2-1 win over the San Francisco Giants in Miami. Kevin Brown threw the first playoff pitch in franchise history, to Darryl Hamilton. Brown collected the first Florida postseason strikeout, fanning J.T. Snow to lead off the second inning. Brown retired the first 14 Giants he faced before allowing the first hit to an opponent, a single to Stan Javier with two outs in the fifth inning. Florida's first postseason batter was Devon White, who faced Kirk Rueter and popped out to second baseman Jeff Kent. The first Marlin to reach base was Gary Sheffield on a two-out first-inning walk. The first Florida hit came off the bat of Bobby Bonilla, following the Sheffield walk. The first run allowed by Florida came in the top of the seventh, when Bill Mueller hit a leadoff homer. The Marlins scored their first run in the bottom of the inning, on a Charles Johnson leadoff homer.

A FIRST FOR EVERYTHING: The Marlins became the first team to qualify for the postseason and win the World Series as a Wild Card. At the time, Florida was the fastest expansion team to win the World Series, done in their fifth season. The Arizona Diamondbacks surpassed Florida's mark, winning their World Series title in 2001, their fourth season.

RECORD WINNING STREAKS: The Marlins were the third team in postseason history to sweep their first playoff series in team history, joining the 1914 Braves, who swept the Philadelphia A's, and the 1969 New York Mets, who swept Atlanta. Florida began its post-season run with four straight wins, only the second team in baseball history with a franchise-opening playoff win streak of four or more games. The Braves won five straight games to open their postseason history, a four-game sweep in the 1914 World Series and a win over Cleveland in the 1948 playoffs.

NATIONAL LEAGUE DIVISION SERIES NOTES

SWEEPING SUCCESS: With their 3-0 sweep over the Giants, the Marlins became the fastest expansion team to win a postseason series (surpassed by Arizona in 2001). Prior to the Marlins, the fastest NL team to win a playoff series was the New York Mets, in their eighth season. The Marlins won each of the three games over the Giants in comeback fashion, including games one and two in their final at-bats. The 1997 Marlins led the Majors with 24 last at-bat victories in the regular season.

NATIONAL LEAGUE CHAMPIONSHIP SERIES NOTES

LIVÁN MOST VALUABLE, PART 1: Liván Hernández went 2-0 with a 0.84 ERA in two appearances (one start) in the NLCS vs. Atlanta. He became the first pitcher in LCS history to record a win as both a starter (Game 5) and as a reliever (Game 3) in the same series. In Game 5, Hernández established an NLCS record and tied an LCS record with 15 strikeouts, the second-highest strikeout game in postseason history. His 2-1, three-hit win in Game 5 was his first Major League complete game.

NUMBERS DON'T ALWAYS MATCH UP: The 1997 Marlins became the second team to advance to the World Series, despite posting a lower batting average and higher ERA than their LCS opponent. The Braves out-hit the Marlins .253 to .199 and had a 2.60 ERA, compared to Florida's 3.57. The first time it happened was in 1992, when the Braves topped the Pittsburgh Pirates in a series managed by Bobby Cox and Jim Leyland.

WORLD SERIES NOTES

LIVÁN MOST VALUABLE, PART 2: Liván Hernández (2-0, 5.27 ERA) became the second rookie in MLB history to win the World Series MVP award, joining Larry Sherry of Los Angeles-NL, who claimed the honor in 1959. Hernández also became the first rookie pitcher in 50 years to win two World Series starts. The last rookie to do it was the Yankees' Spec Shea in 1947. Hernández became the youngest pitcher to win a World Series opener at the age of 22 years, 7 months and 28 days. He was the first rookie to win a Series game since Atlanta's Mike Stanton on October 23, 1991 (G4 vs. MIN), and first rookie starter to win since Baltimore's Storm Davis on October 15, 1983 (G4 at PHI). Prior to Hernández, the last rookie starter to win a Series opener was Philadelphia's Bob Walk (October 14, 1980 vs. KC).

JIM LEYLAND: Marlins manager Jim Leyland became the first World Series manager not to have played in a Major League game since Boston's John McNamara in 1986. The last National League skipper without Major League playing experience was Philadelphia's Paul Owens in 1983. Leyland became the first manager to win his World Series debut since Cincinnati's Lou Piniella on October 16, 1990, vs. Oakland.

BRRR: In Game Three of the World Series, October 21, the Marlins and Indians played in 15-degree wind chill temperatures, the coldest World Series game ever played, according to records kept.

PLAYING EXTRAS: Game Seven of the World Series, won by Florida, 3-2, on an Edgar Rentería single off Charles Nagy in the bottom of the 11th inning, was the third Game Seven in World Series history to go to extra innings. The others were played in 1924 and 1991.

NOTABLE ACCOMPLISHMENTS: Jeff Conine became the first player to go from the expansion draft to the World Series with the same team. Conine was selected from Kansas City with the 22nd pick in the 1992 expansion draft. Conine and Alex Arias are the first players to play for a team in its inaugural season and reach the Fall Classic since the Mets' Ed Kranepool in 1969.

A WINNING DEBUT: The Marlins won their first-ever World Series game on October 18, 7-4, over Cleveland at home. The prior team to win their first-ever World Series game was Toronto in 1992.

ALTERNATING WINS: The Marlins won World Series games one, three, five and seven, while the Indians took games two, four and six. It marked the third time in World Series history that teams alternated victories in all seven games, joining the 1909 Fall Classic between the Pirates and Tigers, and the Yankees and Giants in 1962.

A HEART-STOPPER: Game Seven of the World Series marked the fourth time in World Series history that a winner-take-all game in the Fall Classic went into extra innings, along with the 1991 Series (MIN vs. ATL), the 1924 Series (WAS vs. NYG) and the 1912 Series (BOS vs. NYG). Overall, it marked the seventh time that a deciding World Series game went to extra innings, along with the 1933, 1939 and 1996 games. The 1997 Series was the 10th time a Fall Classic was won by the home team in the bottom of the ninth inning or later (with 1912, 1924, 1927, 1929, 1935, 1953, 1960, 1991 and 1993) and the fifth time in a winner-take-all situation.

MARLINS NOTES

THE MARLINS ARE ONE OF FOUR MAJOR LEAGUE BASEBALL EXPANSION TEAMS TO WIN MULTIPLE WORLD SERIES. FLORIDA ACCOMPLISHED THE FEAT IN ITS FIRST 11 SEASONS, THE FASTEST AMONG ITS EXPANSION MATES.

TEAM	EXPANSION YEAR	WORLD TITLES	YEARS
MARLINS	1993	1997, 2003	11
BLUE JAYS	1977	1992, 1993	17
METS	1962	1969, 1986	25
ROYALS	1969	1985, 2015	47

1997 POSTSEASON LINE SCORES

NATIONAL LEAGUE DIVISION SERIES

NLDS GAME ONE - SEPTEMBER 30, 1997
FLORIDA MARLINS 2, SAN FRANCISCO GIANTS 1

T - 2:48. A - 42,167.

	1	2	3	4	5	6	7	8	9	R	H	E	LOB
GIANTS	0	0	0	0	0	0	1	0	0	1	4	0	2
MARLINS	0	0	0	0	0	0	1	0	1	2	7	0	10

W - Dennis Cook (1-0)

L - Julian Tavarez (0-1)

NLDS GAME TWO - OCTOBER 1, 1997
FLORIDA MARLINS 7, SAN FRANCISCO GIANTS 6

T - 3:12. A - 41,283.

	1	2	3	4	5	6	7	8	9	R	H	E	LOB
GIANTS	1	1	1	1	0	0	1	0	1	6	11	0	8
MARLINS	2	0	1	2	0	1	0	0	1	7	10	2	10

W - Robb Nen (1-0)

L - Roberto Hernández (0-1)

NLDS GAME THREE - OCTOBER 3, 1997
FLORIDA MARLINS 6, SAN FRANCISCO GIANTS 2

T - 3:22. A - 57,188.

	1	2	3	4	5	6	7	8	9	R	H	E	LOB
MARLINS	0	0	0	0	0	4	0	2	0	6	10	2	8
GIANTS	0	0	0	1	0	1	0	0	0	2	7	0	7

W - Alex Fernández (1-0)

L - Wilson Alvarez (0-1)

NATIONAL LEAGUE CHAMPIONSHIP SERIES

NLCS GAME ONE - OCTOBER 7, 1997
FLORIDA MARLINS 5, ATLANTA BRAVES 3

T - 3:22. A - 57,188.

	1	2	3	4	5	6	7	8	9	R	H	E	LOB
MARLINS	3	0	2	0	0	0	0	0	0	5	6	0	6
BRAVES	1	0	1	0	0	1	0	0	0	3	5	2	7

W - Kevin Brown (1-0)
S - Robb Nen (1)

L - Greg Maddux (1-1)

NLCS GAME TWO - OCTOBER 8, 1997
ATLANTA BRAVES 7, FLORIDA MARLINS 1

T - 2:51. A - 48,933.

	1	2	3	4	5	6	7	8	9	R	H	E	LOB
MARLINS	0	0	0	0	0	0	0	1	0	1	3	1	4
BRAVES	3	0	2	0	0	0	2	0	X	7	13	0	8

W - Tom Glavine (2-0)

L - Alex Fernández (1-1)

NLCS GAME THREE - OCTOBER 10, 1997
FLORIDA MARLINS 5, ATLANTA BRAVES 2

T - 2:59. A - 53,857.

	1	2	3	4	5	6	7	8	9	R	H	E	LOB
BRAVES	0	0	0	1	0	1	0	0	0	2	6	1	6
MARLINS	0	0	0	1	0	4	0	0	X	5	8	1	7

W - Livan Hernández (1-0)
S - Robb Nen (2)

L - John Smoltz (1-1)

NLCS GAME FOUR - OCTOBER 11, 1997
ATLANTA BRAVES 4, FLORIDA MARLINS 0

T - 2:48. A - 54,890.

	1	2	3	4	5	6	7	8	9	R	H	E	LOB
BRAVES	1	0	1	0	2	0	0	0	0	4	11	0	8
MARLINS	0	0	0	0	0	0	0	0	0	0	4	0	5

W - Denny Neagle (1-0)

L - Al Leiter (0-1)

NLCS GAME FIVE - OCTOBER 12, 1997
FLORIDA MARLINS 2, ATLANTA BRAVES 1

T - 2:27. A - 51,982.

	1	2	3	4	5	6	7	8	9	R	H	E	LOB
BRAVES	0	1	0	0	0	0	0	0	0	1	3	0	3
MARLINS	1	0	0	0	0	0	1	0	X	2	5	0	3

W - Livan Hernández (2-0)

L - Greg Maddux (1-2)

NLCS GAME SIX - OCTOBER 14, 1997
FLORIDA MARLINS 7, ATLANTA BRAVES 4

T - 3:10. A - 50,446.

	1	2	3	4	5	6	7	8	9	R	H	E	LOB
MARLINS	4	0	0	0	0	3	0	0	0	7	10	1	11
BRAVES	1	2	0	0	0	0	0	0	1	4	11	1	8

W - Kevin Brown (2-0)

L - Tom Glavine (2-1)

WORLD SERIES

WORLD SERIES GAME ONE - OCTOBER 18, 1997
FLORIDA MARLINS 7, CLEVELAND INDIANS 4

T - 3:19. A - 67,245.

	1	2	3	4	5	6	7	8	9	R	H	E	LOB
INDIANS	1	0	0	0	1	1	0	1	0	4	11	0	12
MARLINS	0	0	1	4	2	0	0	0	X	7	7	1	6

W - Livan Hernández (3-0)
S - Robb Nen (3)

L - Orel Hershiser (0-1)

WORLD SERIES GAME TWO - OCTOBER 19, 1997
CLEVELAND INDIANS 6, FLORIDA MARLINS 1

T - 2:48. A - 67,025.

	1	2	3	4	5	6	7	8	9	R	H	E	LOB
INDIANS	1	0	0	0	3	2	0	0	0	6	14	0	6
MARLINS	1	0	0	0	0	0	0	0	0	1	8	0	9

W - Chad Ogea (1-2)

L - Kevin Brown (2-1)

WORLD SERIES GAME THREE - OCTOBER 21, 1997
FLORIDA MARLINS 14, CLEVELAND INDIANS 11

T - 4:12. A - 44,880.

	1	2	3	4	5	6	7	8	9	R	H	E	LOB
MARLINS	1	0	1	1	0	2	2	0	7	14	16	3	9
INDIANS	2	0	0	3	2	0	0	0	4	11	10	3	9

W - Dennis Cook (2-0)

L - Eric Plunk (1-2)

WORLD SERIES GAME FOUR - OCTOBER 22, 1997
CLEVELAND INDIANS 10, FLORIDA MARLINS 3

T - 3:15. A - 44,877.

	1	2	3	4	5	6	7	8	9	R	H	E	LOB
MARLINS	0	0	0	1	0	2	0	0	0	3	6	2	6
INDIANS	3	0	3	0	0	1	1	2	X	10	15	0	10

W - Jaret Wright (3-0)
S - Brian Anderson (1)

L - Tony Saunders (0-1)

WORLD SERIES GAME FIVE - OCTOBER 23, 1997
FLORIDA MARLINS 8, CLEVELAND INDIANS 7

T - 3:39. A - 44,888.

	1	2	3	4	5	6	7	8	9	R	H	E	LOB
MARLINS	0	2	0	0	0	4	0	1	1	8	15	2	9
INDIANS	0	1	3	0	0	0	0	0	3	7	9	0	9

W - Livan Hernández (4-0)
S - Robb Nen (4)

L - Orel Hershiser (0-2)

WORLD SERIES GAME SIX - OCTOBER 25, 1997
CLEVELAND INDIANS 4, FLORIDA MARLINS 1

T - 3:15. A - 67,498.

	1	2	3	4	5	6	7	8	9	R	H	E	LOB
INDIANS	0	2	1	0	1	0	0	0	0	4	7	0	5
MARLINS	0	0	0	0	1	0	0	0	0	1	8	0	11

W - Chad Ogea (2-2)
S - Jose Mesa (4)

L - Kevin Brown (2-2)

WORLD SERIES GAME SEVEN - OCTOBER 26, 1997
FLORIDA MARLINS 3, CLEVELAND INDIANS 2

T - 4:10. A - 67,204.

	1	2	3	4	5	6	7	8	9	10	11	R	H	E	LOB
INDIANS	0	0	2	0	0	0	0	0	0	0	0	2	6	2	8
MARLINS	0	0	0	0	0	0	1	0	1	0	1	3	8	0	12

W - Jay Powell (1-0)

L - Charles Nagy (0-2)



Craig Counsell scores the winning run for the Marlins in Game 7 of the 1997 World Series.

The Marlins entered the 2003 postseason as the National League's Wild Card entry, the fourth team in Major League Baseball history to enter the playoffs as the Wild Card multiple times. The Marlins (also Wild Card in 1997), joined the New York Mets (1999 and 2000), the New York Yankees (1995 and 1997) and the Boston Red Sox (1998, 1999 and 2003). Florida is one of three Major League Baseball expansion teams to make the postseason at least twice in their first 11 seasons. Kansas City came into play in 1969 and made the postseason in 1976, 1977 and 1978. Arizona began play in 1998, and saw postseason action in 1999, 2001 and 2002. The Marlins are one of six teams to advance to the World Series as a Wild Card team and one of four (with the Angels, Red Sox and Giants) to win it.

SIX STRAIGHT: The Marlins concluded the World Series with wins in each of their six playoff series to open the Club's franchise history. The six straight playoff series wins surpasses the mark of consecutive postseason series wins to begin a team's playoff history, done by the Boston Red Sox from 1903-1918. Of the 29 Major League franchises who have participated in postseason play, the Marlins are the only ones never to lose a series.

A WILD POSTSEASON: During the 2003 postseason, the Marlins posted three extra-inning victories, notched three wins when trailing by three or more runs and collected four wins in their final at-bats. According to Jayson Stark on ESPN.com, the Marlins are the fourth team in postseason history with three extra-inning wins and are the fourth team to win three games when trailing by three or more runs. Additionally, no postseason team had ever won more than four games in their last at-bat.

RECORD-SETTING CROWDS: The NLCS Game 4 crowd of 65,829 against the Cubs on October 12 set a new LCS attendance record, surpassing the previous mark of 65,476 (HOU @ PHI on 10/8/80). The Marlins also set a DS attendance record, drawing 65,464 in Game 4 vs. San Francisco (October 4). The October 23 World Series crowd of 65,975 was the largest World Series crowd since Game 7 of the 1997 Series when the Marlins drew 67,204 to see Florida host the Cleveland Indians.

NATIONAL LEAGUE DIVISION SERIES NOTES

A SERIES FOR THE AGES: The NL Division Series between the Marlins and Giants featured 72-year-old Jack McKeon and 68-year-old Felipe Alou. McKeon was the oldest manager to participate in postseason play in Major League Baseball history, while Felipe Alou was the fourth-oldest. Below is a look at the list:

JACK MCKEON	2003 FLORIDA	72 YEARS OLD
Casey Stengel	1960 New York (AL)	70
Davey Johnson	2012 Washington	69
Connie Mack	1937 Philadelphia (AL)	68
Tommy Lasorda	1995 Los Angeles (NL)	68
Felipe Alou	2003 San Francisco	68
Jim Leyland	2013 Detroit	68

The two opposing skippers in this NLDS, McKeon and Alou, had a combined age of 140 years, the highest combined age of any two managers facing each other in postseason history. Below is a look:

AGES+	YEAR	TEAMS	MANAGERS
140	2003	FLA-SF (DS)	McKeon / Alou
128	1958	NYN-ATL (WS)	Stengel / Haney
126	1957	ATL-NYN (WS)	Haney / Stengel
123	1949	BRO-NYN (WS)	Shotton / Stengel
119	2013	DET-BOS (CS)	Leyland / Farrell
118	1953	BRO-NYN (WS)	Dressen / Stengel

WHAT WAYS TO WIN IT: The Marlins closed out their series with the Giants in rather historic ways. On Friday, October 3, the Marlins downed the Giants, 4-3 in 11 innings. The Giants scored an unearned run in the top of the 11th and the Marlins countered with two unearned tallies in the bottom. It marked the first time since Game 8 of the 1912 World Series that a team came from behind to win a postseason game with two unearned runs in the bottom of an extra inning, according to the *Elias Sports Bureau*.

The Marlins followed that classic ending with more excitement on Saturday afternoon, October 4, when the Fish ended the NLDS with a 7-6 win over the Giants. The game ended as Jeff Conine threw out J.T. Snow at home plate on a Jeffrey Hammonds single to left. According to the *Elias Sports Bureau*, the event marked the first time in Major League Baseball postseason history that a series ended with the tying run being thrown out at home plate.

CABRERA MATCHES POSTSEASON MARK: Miguel Cabrera went 4x5 in Game 4 of the National League Division Series vs. San Francisco. The four hits tied a Major League postseason record for hits by a rookie, joining NYN's Derek Jeter (1996 ALCS G1), LAD's Chad Fonville (1995 NLDS G2), NYG's Freddie Lindstrom (1924 WS G5) and STL Browns' Joe Garagiola (1946 WS G4).

Cabrera had four home runs and 12 RBI in the 2003 postseason, the best single-season rookie home run and RBI marks in MLB playoff history. Entering this postseason, Willie McGee (1982 STL) held the rookie RBI mark at 10. Hideki Matsui had 11 RBI in the 2003 playoffs, one behind Cabrera.

OH THOSE LEFT ON BASE: The Marlins and Giants combined to leave 30 men on base on October 3, setting a new NLDS record. The previous mark was 26, done by the Giants (16) and Mets (10) in a 13-inning contest on October 7, 2000.

NATIONAL LEAGUE CHAMPIONSHIP SERIES

PINCH ME: Mike Lowell became the sixth player in MLB post-season history to hit a pinch-hit home run in extra innings when he homered in the top of the 11th inning on October 7 at Chicago. Below is a look at the all-time postseason extra-inning PH homer list:

MIKE LOWELL (FLA).....	G1 2003 NLCS at CHC
Trot Nixon (BOS)	G3 2003 ALDS vs. Oak
Mike Pagliarulo (MIN).....	G3 1991 ALCS at TOR
George Vukovich (PHI)	G4 1981 NLDS vs. MON
John Lowenstein (BAL)	G1 1979 ALCS vs. CAL
Dusty Rhodes (SF).....	G1 1954 WS vs. CLE

HOMERS SHALL FLY: The Marlins hit a team post-season-high four home runs on October 7 at Chicago. Three of the homers (by Rodriguez, Encarnación and Cabrera) came in the third inning, marking the first time in NLCS history that a team homered three times in an inning. Cabrera's and Encarnación's homers were back-to-back, the seventh time in NLCS history that a team had players hit back-to-back homers.

A RECORD-SETTING NIGHT: The 17 extra-base hits by the Marlins and Cubs on October 7 set a new LCS record, surpassing the previous mark of 12, done on October 5, 1975 (OAK and BOS) and October 9, 1993 (PHI and ATL). The seven HR by both teams also set a new LCS record.

CABRERA AMONG THE YOUNGEST: On October 7 at Chicago, Miguel Cabrera became the second-youngest player to homer in the postseason, at 20 years, 182 days. The youngest player to go deep in the playoffs was Atlanta's Andruw Jones (19.178) on 10/17/96 vs. STL.

DONTRELLE WITH THE BAT: Dontrelle Willis became the first Marlins pitcher to collect a multi-hit game in postseason play as he went 3x3 on October 4 vs. SF. Willis' three hits set a postseason rookie pitcher record. He was the first pitcher to post a three-hit postseason game since LA's Orel Hershiser did it in Game Two of the 1988 World Series vs. Oakland.

BECKETT'S BEST: The Marlins forced a Game 6 in the NLCS as RHP Josh Beckett threw the first complete game (CG SHO) of his career (regular and postseason) on October 12. The two-hit shutout by Beckett tied the NLCS record for fewest hits allowed in a complete game, joining CIN's Ross Grimes (10/10/72), NY's Jon Matlack (10/7/73) and SF's Dave Dravecky (10/7/87). Beckett's effort was the 15th complete game shutout in NLCS history. Beckett became the first pitcher to shut out the Cubs in a postseason game since Boston's Babe Ruth, who blanked the Cubs in Game 1 of the 1918 World Series.

2003 POSTSEASON NOTES

IN SELECT COMPANY: According to research by ESPN, Josh Beckett became the third pitcher in post-season history to throw a complete game shutout, allowing two hits or less and fanning 10 or more. Beckett joins Roger Clemens (2000 ALCS vs. SEA, 15 K) and Big Ed Walsh (1906 WS vs. CHC, 12 K) on that list.

IN AN ELIMINATION GAME: According to Jayson Stark of ESPN.com, Beckett became the fourth pitcher in the last 40 years to pitch a CG SHO with his team facing elimination (excluding G7's in LCS or WS or G5's in DS). Beckett joined the list with Curt Schilling (1993 WS), Danny Jackson (1985 ALCS) and Joe Coleman (1972 ALCS).

BIG INNING: The Marlins scored all eight of their runs in the eighth inning on October 14 at Chicago in an 8-3 win. The eight-run inning established a Marlins play-off record, surpassing their previous best of seven, done in the ninth inning of Game 3 of the 1997 World Series (October 21). The eight-run inning also tied an overall Marlins' record for runs scored in an inning, done for the ninth time overall and the first time since July 25, 2003 vs. PHI. The Fish were one run from tying the all-time NLCS record (nine), done by St. Louis in the second inning on October 13, 1985 vs. LA.

According to ESPN, the Marlins became the fifth team in LCS history to come back from a three-run or greater deficit in postseason play to win when facing elimination, and the first since Game 5 of the 1986 ALCS (Game 5 - Boston at California).

BACK FROM 3-1: The Marlins became the fourth team in LCS history (since 1985) to overcome a 3-1 deficit to capture the pennant. Prior to Florida's accomplishment, only one NL team had done it, the 1996 Atlanta Braves, who won three straight over St. Louis to advance to the World Series. Below is a look at the list of 3-1 LCS comebacks:

YEAR	LCS COMEBACKS	WS RESULT
1985	KC over Toronto	KC over STL (4-3)
1986	Boston over California	NYM over BOS (4-3)
1996	Atlanta over St. Louis	NYY over ATL (4-2)
2003	Florida over Chicago	FLA over NYY (4-2)
2007	Boston over Cleveland	BOS over COL (4-0)

AN MVP PERFORMANCE: Marlins' catcher Pudge Rodríguez was named the NLCS Most Valuable Player, as he hit .321 (9x28) with two home runs and 10 RBI. The 10 RBI set a new NLCS record, surpassing the previous mark of nine, done by San Francisco's Matt Williams in 1989. Rodríguez became the fifth catcher in NLCS history to win MVP honors. Pudge joins STL's Darrell Porter (1982), ATL's Javy Lopez (1996), ATL's Eddie Pérez (1999) and SF's Benito Santiago (2002).

A TOUGH TRICK TURNED: The Marlins advanced to the World Series by winning consecutive road games trailing three games to one, a feat done for the fifth time in postseason history: 1958 (NYN over MIL Braves in WS), 1968 (DET over STL in WS), 1979 (PIT over BAL in WS), 1985 (KC over TOR in ALCS) and 2003 (FLA over CHC in NLCS).

WORLD SERIES

The Marlins became the first team in MLB history to reach the World Series as a Wild Card entry twice.

OF HISTORIC SIGNIFICANCE: The Marlins became the third expansion team to win multiple World Series, joining the New York Mets and Toronto Blue Jays. The Jays won their two World Championships in their first 17 seasons, while the Mets did it in their first 25 campaigns. The Marlins won two World Championships in their first 11 Major League seasons. The Marlins would become the first team in the post-expansion era to accomplish the feat.

JACK MCKEON: Marlins' manager Jack McKeon became the second manager in Major League Baseball history to lead his team to a World Series championship after taking over his Club during the season. The first manager to accomplish the feat was the Yankees' Bob Lemon in 1978, when he replaced Billy Martin.

EXPANSION NOTABLES: The Marlins were one of five expansion teams to reach the World Series multiple times. The New York Mets lead the list with five Fall Classic entries (win in 1969, loss in 1973, win in 1986, loss in 2000, and loss in 2015). The Kansas City Royals have the second-most with four (loss in 1980, win in 1985, loss in 2014, and win in 2015), while the Marlins, San Diego Padres (loss in 1984 and loss in 1998), and Toronto Blue Jays (win in 1992, win in 1993) have each made two World Series appearances.

AGE IS A STATE OF MIND: Marlins' manager Jack McKeon became the oldest skipper to lead his team to the World Series, as the Series opened with McKeon 72 years and 329 days old. McKeon is ahead of Casey Stengel (70.067 in 1960 with NYY), Connie Mack (68.283 in 1931 with PHA), Stengel (68.063 in 1958 with NYY), Mack (67.283 in 1930 with PHA) and Stengel (67.064 in 1957 with NYY).

McKeon was the first manager since Philadelphia's Paul Owens (in 1983) to lead his team to the World Series after not beginning the season as that Club's skipper.

HOW DO YOU DO, MR. GONZÁLEZ: Alex González hit a walk-off homer off the Yankees' Jeff Weaver in the bottom of the 12th inning on October 22. It marked the first walk-off homer in Marlins postseason history and holds significance in baseball history. It marked the 13th time that a World Series game ended on a home run and the first time since October 31, 2001 (G4 vs. ARI), when Derek Jeter homered in the bottom of the 10th inning.

According to research done by ESPN, González was the third player in baseball history to have his first career postseason homer come as a World Series walk off, joining Dusty Rhodes (1954 NYG vs. CLE) and Eddie Mathews (1957 MIL Braves vs. NYY). ESPN also noted that González was the third player to hit a walk-off homer against the Yankees in World Series play, joining Bill Mazerowski (1960 G7, with PIT) and Mathews (1957 G4, with MIL).

A PENNY FOR YOUR THOUGHTS: RHP Brad Penny went 2-0 with a 2.19 ERA in two World Series starts against the Yankees. Penny became the 13th pitcher to beat the Yankees twice in the same Series, joining Sandy Koufax, Bob Gibson and Randy Johnson as the only four to do so in the last 40 years.

BECKETT NAMED WORLD SERIES MVP: Josh Beckett (1-1, 1.10 ERA in WS) became the youngest World Series MVP since 22-year-old Liván Hernández claimed the honor for the Marlins in 1997. Beckett became the first pitcher since Minnesota's Jack Morris in 1991 to pitch a complete game shutout in a deciding World Series game, the 19th overall in baseball history. It was the first complete game shutout in a World Series game since Arizona's Randy Johnson on October 28, 2001 at New York. Beckett's five hits were the fewest hits in a deciding complete game shutout since Baltimore's Scott McGregor (5) in 1983. He became the youngest pitcher to win a deciding World Series game (23 years, 5 months, 10 days) since Kansas City's Bret Saberhagen (21.6.16) in 1985. Beckett fanned 47 batters in the 2003 postseason, tying Randy Johnson (2001) for second-most strikeouts in a single postseason behind Arizona's Curt Schilling in 2001 (56).

2003 POSTSEASON LINE SCORES

NATIONAL LEAGUE DIVISION SERIES

NLDS GAME ONE - SEPTEMBER 30, 2003
SAN FRANCISCO GIANTS 2, FLORIDA MARLINS 0

T - 2:33. A - 43,704.

	1	2	3	4	5	6	7	8	9	R	H	E	LOB
MARLINS	0	0	0	0	0	0	0	0	0	0	3	1	4
GIANTS	0	0	0	1	0	0	0	1	X	2	3	2	7

W - Jason Schmidt (1-0) L - Josh Beckett (0-1)

NLDS GAME TWO - OCTOBER 1, 2003
FLORIDA MARLINS 9, SAN FRANCISCO GIANTS 5

T - 3:06. A - 43,766.

	1	2	3	4	5	6	7	8	9	R	H	E	LOB
MARLINS	1	0	0	0	3	3	1	1	0	9	14	0	8
GIANTS	1	0	0	3	1	0	0	0	0	5	8	2	6

W - Carl Pavano (1-0) L - Joe Nathan (0-1)

NLDS GAME THREE - OCTOBER 3, 2003
FLORIDA MARLINS 4, SAN FRANCISCO GIANTS 3

T - 4:11. A - 61,488.


	1	2	3	4	5	6	7	8	9	10	11	R	H	E	LOB
GIANTS	0	0	0	0	0	2	0	0	0	0	1	3	12	1	18
MARLINS	2	0	0	0	0	0	0	0	0	2	4	8	1		12

W - Braden Looper (1-0) L - Tim Worrell (0-1)

NLDS GAME FOUR - OCTOBER 4, 2003
FLORIDA MARLINS 7, SAN FRANCISCO GIANTS 6

T - 3:19. A - 65,464.

	1	2	3	4	5	6	7	8	9	R	H	E	LOB
GIANTS	0	1	0	0	0	4	0	0	1	6	9	2	5
MARLINS	0	1	2	2	0	0	0	2	X	7	12	0	11

W - Carl Pavano (2-0) L - Felix Rodriguez (0-1)
S - Ugueth Urbina (1)

Hall-of-Famer Ivan "Pudge" Rodriguez celebrates his game-ending tag at home plate after a collision with San Francisco's J.T. Snow, which clinched the 2003 NL Division Series for the Marlins.

NATIONAL LEAGUE CHAMPIONSHIP SERIES

NLCS GAME ONE - OCTOBER 7, 2003
FLORIDA MARLINS 9, CHICAGO CUBS 8

T - 3:44. A - 39,567.

	1	2	3	4	5	6	7	8	9	10	11	R	H	E	LOB
MARLINS	0	0	5	0	0	1	0	0	2	0	1	9	14	1	8
CUBS	4	0	0	0	0	2	0	0	2	0	0	8	11	1	5

W - Ugueth Urbina (1-0) L - Mark Guthrie (0-1)
S - Braden Looper (1)NLCS GAME TWO - OCTOBER 8, 2003
CHICAGO CUBS 12, FLORIDA MARLINS 3

T - 3:02. A - 39,562.

	1	2	3	4	5	6	7	8	9	R	H	E	LOB
MARLINS	0	0	0	0	0	2	0	1	0	3	9	1	8
CUBS	2	3	3	0	3	1	0	0	X	12	16	1	8

W - Mark Prior (2-0) L - Brad Penny (0-1)

NLCS GAME THREE - OCTOBER 10, 2003
CHICAGO CUBS 5, FLORIDA MARLINS 4

T - 4:16. A - 65,115.

	1	2	3	4	5	6	7	8	9	10	11	R	H	E	LOB
CUBS	1	1	0	0	0	0	0	2	0	0	1	5	12	0	12
MARLINS	0	1	0	0	0	0	2	1	0	0	0	4	10	0	12

W - Joe Borowski (1-0) L - Michael Tejera (0-1)
S - Mike Remlinger (1)NLCS GAME FOUR - OCTOBER 11, 2003
CHICAGO CUBS 8, FLORIDA MARLINS 3

T - 2:58. A - 65,829.

	1	2	3	4	5	6	7	8	9	R	H	E	LOB
CUBS	4	0	2	1	0	0	1	0	0	8	8	0	8
MARLINS	0	0	0	0	2	0	0	1	0	3	6	1	4

W - Matt Clement (1-1) L - Dontrelle Willis (0-1)

NLCS GAME FIVE - OCTOBER 12, 2003
FLORIDA MARLINS 4, CHICAGO CUBS 0

T - 2:42. A - 65,279.

	1	2	3	4	5	6	7	8	9	R	H	E	LOB
CUBS	0	0	0	0	0	0	0	0	0	0	2	0	3
MARLINS	0	0	0	0	2	0	1	1	X	4	8	0	9

W - Josh Beckett (1-1) L - Carlos Zambrano (0-1)

NLCS GAME SIX - OCTOBER 14, 2003
FLORIDA MARLINS 8, CHICAGO CUBS 3

T - 3:00. A - 39,577.

	1	2	3	4	5	6	7	8	9	R	H	E	LOB
MARLINS	0	0	0	0	0	0	0	8	0	8	9	0	6
CUBS	1	0	0	0	0	1	1	0	0	3	10	2	7

W - Chad Fox (1-0) L - Mark Prior (2-1)

NLCS GAME SEVEN - OCTOBER 15, 2003
FLORIDA MARLINS 9, CHICAGO CUBS 6

T - 3:11. A - 39,574.

	1	2	3	4	5	6	7	8	9	R	H	E	LOB
MARLINS	3	0	0	0	3	1	2	0	0	9	12	0	6
CUBS	0	3	2	0	0	0	1	0	0	6	6	0	2

W - Brad Penny (1-1) L - Kerry Wood (2-1)
S - Ugueth Urbina (2)

WORLD SERIES

WORLD SERIES GAME ONE - OCTOBER 18, 2003
FLORIDA MARLINS 3, NEW YORK YANKEES 2

T - 3:43. A - 55,769.

	1	2	3	4	5	6	7	8	9	R	H	E	LOB
MARLINS	1	0	0	0	2	0	0	0	0	3	7	1	8
YANKEES	0	0	1	0	0	1	0	0	0	2	9	0	9

W - Brad Penny (2-1) L - David Wells (2-1)
S - Ugueth Urbina (3)

WORLD SERIES GAME TWO - OCTOBER 19, 2003
NEW YORK YANKEES 6, FLORIDA MARLINS 1

T - 2:56. A - 55,750.

	1	2	3	4	5	6	7	8	9	R	H	E	LOB
MARLINS	0	0	0	0	0	0	0	0	1	1	6	0	5
YANKEES	3	1	0	2	0	0	0	0	X	6	10	2	6

W - Andy Pettitte (3-0) L - Mark Redman (0-1)

WORLD SERIES GAME THREE - OCTOBER 21, 2003
NEW YORK YANKEES 6, FLORIDA MARLINS 1

T - 3:21. A - 56,731.

	1	2	3	4	5	6	7	8	9	R	H	E	LOB
YANKEES	0	0	0	1	0	0	0	1	4	6	6	1	8
MARLINS	1	0	0	0	0	0	0	0	0	1	8	0	8

W - Mike Mussina (1-2) L - Josh Beckett (1-2)
S - Mariano Rivera (5)

WORLD SERIES GAME FOUR - OCTOBER 22, 2003
FLORIDA MARLINS 4, NEW YORK YANKEES 3

T - 4:03. A - 65,934.

	1	2	3	4	5	6	7	8	9	10	11	12	R	H	E	LOB
YANKEES	0	1	0	0	0	0	0	0	2	0	0	0	3	12	0	10
MARLINS	3	0	0	0	0	0	0	0	0	0	0	1	4	10	0	7

W - Braden Looper (2-0) L - Jeff Weaver (0-1)

WORLD SERIES GAME FIVE - OCTOBER 23, 2003
FLORIDA MARLINS 6, NEW YORK YANKEES 4

T - 3:05. A - 65,975.

	1	2	3	4	5	6	7	8	9	R	H	E	LOB
YANKEES	1	0	0	0	0	0	1	0	2	4	12	1	2
MARLINS	0	3	0	1	2	0	0	0	X	6	9	1	1

W - Brad Penny (3-1) L - Jose Contreras (0-2)
S - Ugueth Urbina (4)

WORLD SERIES GAME SIX - OCTOBER 25, 2003
FLORIDA MARLINS 2, NEW YORK YANKEES 0

T - 2:57. A - 55,773.

	1	2	3	4	5	6	7	8	9	R	H	E	LOB
MARLINS	0	0	0	0	1	1	0	0	0	2	7	0	9
YANKEES	0	0	0	0	0	0	0	0	0	0	5	1	5


W - Josh Beckett (2-2) L - Andy Pettitte (3-1)



Josh Beckett celebrates the end of his complete-game effort in Game 6 of the 2003 Fall Classic, which clinched the Marlins' second World Series title.



PLAYER DEVELOPMENT



ADDITIONAL BASEBALL OPERATIONS DIRECTORY

SCOUTING & PLAYER DEVELOPMENT

Assistant Director, Player Development.....Hector Crespo
 Special Assistant, Player Development and Scouting Geoff DeGroot
 Analyst, Player Development..... Danny Henriquez
 Analyst, Player Development..... David Hernandez Beayne

INTERNATIONAL OPERATIONS

Coordinator, Player Development and International Operations.....Jacob Jola
 Special Assignment Scout.....Rich Arena
 International Crosschecker.....Carlos Herazo
 Video Coordinator, Dominican Republic.....Shamir Arias
 Coordinator, Venezuela Administration.....Clifford Nutter
 Coordinator, Pacific Rim.....Jalal Leach
 International Operations Intern.....Steven Diaz

INTERNATIONAL SCOUTS

Dominican Republic Scouting Supervisor.....Rigoberto De Los Santos
 International Scout (Dominican Republic).....Domingo Ortega
 International Scout (Dominican Republic).....Angel Izquierdo
 International Scout (Dominican Republic).....Sahir Fersobe
 International Scout (Dominican Republic).....Carlos Vasquez
 International Scout (Venezuela).....Robin Ordoñez
 International Scout (Venezuela).....Tibaldo Hernandez
 International Scout (Venezuela).....Nestor Moreno
 International Scout (Panama).....Luis Cordoba
 International Scout (Colombia).....Alvaro Julio
 International Scout (Mexico).....Andres Guzman

PRO SCOUTING STAFF

**Jared Barnes**

Coordinator, Pro Scouting

**Joe Caro**

Special Assignment Scout

**TR Lewis**Special Assignment Scout
S. Florida, PR Amateur Scout**Joe Lisewski**

Professional Crosschecker

**Bill Masse**

Special Assignment Scout

**Pierre Arsenault**

Pro Scout

**Jose Almonte**

Pro Scout

**Dr. John Eshleman**

Pro Scout

**Jim Howard**

Pro Scout

**Carlos Lugo**

Pro Scout

**Alex Noel**

Pro Scout

**Patrick Osborn**

Pro Scout

**Adrian Puig**

Pro Scout

**Paul Ricciarini**

Pro Scout

**Clint Robinson**

Pro Scout

**Phil Rossi**

Pro Scout

**Tony Russo**

Pro Scout

**Brian Sikorski**

Pro Scout

**Alexandria Rigoli**Analyst
Pro Scouting

AMATEUR SCOUTING STAFF



Marti Wolever
Senior Advisor
Amateur Scouting



Eric Valent
National
Crosschecker



Carmen Carcone
South Regional Supervisor



Scott Goldby
West Cost Regional Supervisor



Mike Soper
East Cost Regional Supervisor



Ryan Wardinsky
Midwest Regional Supervisor



Eric Brock
Area Scout
(Southern California, Hawaii)



Christian Castorri
Area Scout
(GA, North FL)



Joe Dunigan
Area Scout
(IL, IN, MI, WI)



Dana Duquette
Area Scout
(CAN, New England, NY)



Scott Fairbanks
Area Scout
(AK, ID, MT, OR, WA, WY, N. CA, NV)



Shaeffer Hall
Area Scout
(IA, KS, MO, MN, ND, NE, SD)



Chris Joblin
Area Scout
(South Texas)



Hank LaRue
Area Scout
(AL, South LA, MS, Panhandle)



Tim McDonnell
Area Scout
(Southern California)



Blake Newsome
Area Scout
(NC, SC)



Alex Smith
Area Scout
(DC, DE, MD, NJ, PA, VA, WV)



Scott Stanley
Area Scout
(AZ, CO, NM, UT)



James Vilade
Area Scout
(AR, OK, North LA, North TX)



JT Zink
Area Scout
(KY, OH, TN)



Josh Kapiloff
Coordinator
Amateur Scouting
S. Florida, PR



Justin Brands
Analyst
Amateur Scouting

FRONT OFFICE

FIELD STAFF

PLAYERS

CLUB HISTORY

POSTSEASON HISTORY

PLAYER DEVELOPMENT

OPPONENTS

GENERAL INFORMATION

EDUCATION DEPARTMENT



EMILY GLASS

EDUCATION COORDINATOR

Emily Glass is the Education Coordinator for the Miami Marlins Player Development Department. She grew up in Davis, California and attended Davis Senior High School where she was a four-year Varsity Softball player. She graduated from Pomona College in Claremont, CA with a degree in Public Policy & Politics and a minor in Spanish. She played two years of collegiate softball before returning to the game of baseball for recreation. In 2015, she received a Watson Fellowship to study, play, and coach international baseball in seven countries outside the U.S. After playing in a men's baseball league in Australia, coaching Little League in Japan, and interning for Major League Baseball (MLB) in the Dominican Republic, her mission was to build an Educational Program and enhance a Player Development program for a professional baseball team. She is eager and excited to be part of the exceptional team making the Miami Marlins a first-class baseball club.



PAMELA MEJIA DE RODRIGUEZ

JUPITER LEAD TEACHER

Pamela Mejia de Rodriguez, Dominican Republic native, is the Lead Teacher for the Miami Marlins Player Development Department. Prior to coming to work with the Marlins, she worked as an education specialist for the Colorado Department of Education. Before moving to the United States, she worked at Major League Baseball in Santo Domingo, Dominican Republic coordinating special programs like the Released Players Program and supervising the education programs for over 30 major leagues team's academies in DR. She holds a bachelors in education and a master's degree in educational planning and administration from Universidad Iberoamericana (UNIBE) and Universidad Católica de Santo Domingo. Being involved in baseball has allowed her how to help and serve a special population that is integral to the story of the Dominican Republic. She is married, and shares a love for baseball, Latin America and youth with husband Jordan Rodriguez.



COLLEEN MITCHELL

EDUCATION OPERATIONS ASSISTANT, TEACHER

Colleen Mitchell is the Education Operations Assistant and Teacher for the Miami Marlins Player Development Department. She grew up in a small town outside of Chapel Hill, North Carolina and attended Jordan-Matthews High School. She graduated from the University of South Carolina in May 2018 with a major in Sport and Entertainment Management. Colleen started her career in the Marlins organization as a Community Outreach intern in 2018 prior to transitioning to Education and Player Development in September 2018. Before her time with the Marlins, she interned with the Bradenton Marauders, Lexington County Blowfish, University of South Carolina Athletics, and the Kansas City Royals Dominican Academy. She is enthusiastic to continue the education of language, life skills, and community service to all players in the Miami Marlins organization.



EDUARDO ALMONTE

DOMINICAN REPUBLIC LEAD TEACHER

Eduardo Almonte is the Lead Teacher for the Miami Marlins at the club's Dominican Republic Player Development Complex. He grew up in Santo Domingo, DR, where he played baseball for most of his teenage years. In 2005, he moved to Los Angeles where he played baseball for the East LA Huskies and graduated with an associate's degree. In 2007, he transferred to the University of Northern Iowa where he played catcher and graduated with a Bachelor of Arts in 2009. After graduating he moved back to the DR where he worked as a manager for Sony Xperia. In 2013 he started working for Universidad Autonoma de Santo Domingo and for the Ministry of Higher Education in his country. He has more than six years of experience as a teacher, and he uses that experience to provide our players with first class education. He is married and has a six-year-old daughter, Amelia, and a one-year-old son, Julio Eduardo.



YAHAIRA BRADOR

EDUCATION OPERATIONS ASSISTANT

Yahaira Brador is the Education Operations Assistant, Teacher at the Marlins' Dominican Republic Player Development Complex. She grew up in Santo Domingo, and began working with children at age 13 through local summer camps. Since that time, Brador continued to work in education and child development. In 2014, she began working as a Psychologist at Colegio Quisqueya, a school with an 86-year history of academic excellence. Yahaira has a degree in Educational Psychology and a specialization in Diagnosis and Therapy for Learning Dysfunction. Yahaira is married and has two children – a 12-year old, Valeria, and a 10-year-old, Alejandro.



PAMELA PEREZ

READING SPECIALIST

Pamela Perez, Reading Specialist Educator for the Miami Marlins at the club's Dominican Republic Academy. She graduated from the Iberoamericana University as a with a degree in medicine in 2007. In 2014, she received her degree in Nutrition from the Intituto Tecnológico de Santo Domingo. Previously, she worked as a Teacher for 4 years the Dominican Republic. She is married with two daughters.



Ashley De La Torre
Teacher
(Wichita)



Maureen O'Neil
Teacher
(Clinton)



Margarita Chaves
Teacher
(Batavia)

The Miami Marlins Education Department supports and guides the linguistic, cognitive, and professional development of the organization's Minor League players.

The Marlins are dedicated and prepared to guide their own development and serve the Miami Marlins, South Florida, and global communities.



BASEBALL ANALYTICS



MYLES LEWIS

COORDINATOR, ANALYTICS

Myles Lewis enters his third year with the Miami Marlins as the Coordinator for the Miami Marlins Baseball Analytics department. He grew up in Houston, Texas and attended St. John's High School. Lewis graduated from the University of Virginia in 2015 with a BS in Systems Engineering and minors in Computer Science and Engineering Business. Prior to joining the Marlins, he worked as a Lead Database Analyst for Applied Predictive Technologies (APT) in Arlington, Virginia, managing terabytes of data for a few of their Fortune 500 clients. Lewis previously interned for both the Tampa Bay Rays and Texas Rangers Baseball Clubs.



DAWSON FRIEDLAND

SENIOR ANALYST

Dawson Friedland enters his third year with the Miami Marlins as the Data Architect for the Miami Marlins Baseball Analytics department. He grew up in Land O' Lakes, Florida and earned his International Baccalaureate diploma from Land O' Lakes HS. Friedland studied at the University of Virginia, graduating with High Distinction in 2015 of having completed a B.S. in Systems & Information Engineering and minors in Computer Science and Engineering Business. He previously worked in Washington D.C. as a government consultant in IBM's Advanced Analytics practice. In this role he developed analytic software to detect suspicious Medicare billing activity and to measure the movement speed of USPS mail pieces.



BRADLEY WOODRUM

SENIOR ANALYST

Bradley P. Woodrum, a Florida native, enters his third year with the Miami Marlins as the Senior Analyst for the Miami Marlins Baseball Analytics department. Prior to starting with the Marlins, he worked as an economist for the Air Force Civil Engineering Center, and moonlit as a baseball researcher for FanGraphs, The Hardball Times, MLB Trade Rumors, and Baseball Prospectus. He holds a master's degree in economics from Roosevelt University and an MFA in creative writing from Tampa University. In 2009, he married his high school sweetheart, Jamie. They have a four-year-old son, Lincoln.



NEIL GAHART

ANALYST

Neil Gahart enters his third season with the Miami Marlins as an Analyst. He grew up in Kensington, MD and graduated from Montgomery Blair High School in Silver Spring, MD. He studied at Johns Hopkins University in Baltimore, earning B.S. and M.S.E degrees in Applied Mathematics and Statistics. While there, he worked for the Johns Hopkins Baseball Scheduling Group, which used mathematical optimization techniques to create playing schedules for various affiliated minor leagues. He interned for the Baltimore Orioles in 2017 and started with the Marlins in 2018.



ROBBIE KNOPF

ANALYST

Robbie Knopf is beginning his third season with the Miami Marlins and his second as an Analyst in the Baseball Analytics department after spending 2018 as an Analytics intern. He is originally from Teaneck, NJ and is a graduate of The Wharton School of the University of Pennsylvania, concentrating in statistics with a minor in Spanish. Before joining the Marlins, Knopf interned for the Tampa Bay Rays in Baseball Research & Development in Summer 2016 and also spent time doing consulting for pharmaceutical companies and in options trading on Wall Street. Knopf's additional experience in baseball includes time as a professional baseball writer and as a summer collegiate league broadcaster.



BENJAMIN WONG

DATA ENGINEER

Benjamin Wong is in his third full-season in professional baseball, all with the Marlins. He was previously an Analyst, but is now a Data Engineer in the Baseball Analytics department. He grew up in San Jose, California, and graduated from Grinnell College in Iowa with degrees in Computer Science and Economics. At Grinnell, he was a three-year starter and captain of the varsity baseball team his senior year. He played shortstop and second base and was a two-time Midwest Conference Academic All-Conference honoree. Off the field, Wong served as a research assistant in the economics department. For two summers, he interned in the business and sales department at VirtualPBX, a Silicon Valley communications technology firm based in San Jose.



JUSTIN LITTMAN

DATA ENGINEER

Justin Littman enters his first season with the Miami Marlins as a Data Engineer. He grew up in Penn Valley, PA and graduated from Harriton High School in Lower Merion, PA. Justin studied at Northeastern University in Boston, and earned a B.S. degree in Data Science. While in school, Justin was heavily involved with the Athletics Program, serving as the Sports Director for Northeastern's student-media outlet, WRBB. Prior to working for the Marlins, Justin held data engineering roles working for a government contractor in Northern Virginia and a tech startup in Boston.



COORDINATORS & AFFILIATES

MINOR LEAGUE COORDINATORS



GENE GLYNN

INFIELD & BASERUNNING COORDINATOR

Gene Glynn is entering his 28th season as a professional coach and his second with the Marlins as the Infield and Baserunning Coordinator. Before the Marlins, he spent four seasons as Third Base Coach for the Minnesota Twins. He has been a third or first-base coach in 12 seasons for Colorado, Montreal, the Cubs, San Francisco, and Minnesota in his career, and held Pro Scout, Minor League Field Coordinator, and manager (Single-A and Triple-A) postings. Glynn is married to his wife Julie and has two children- Geno and Chris.



SCOTT ALDRED

PITCHING COORDINATOR

Scott Aldred enters his first season with the Marlins after spending 14 in the Yankees organization, including the last four as pitching coordinator. The left-handed pitcher appeared in 229 games (67 starts) over nine Major League seasons with Detroit (1990-92, '96), Colorado (1993), Montreal (1993), Minnesota (1996-97), Tampa Bay (1998-99) and Philadelphia (1999-2000). He was originally selected by Detroit in the 16th round of the 1986 First-Year Player Draft. Aldred is married to his wife Stacey with three daughters: Lindsey, Courtney and Kiley.



JAMIE QUIRK

CATCHING COORDINATOR

Jamie Quirk is entering his 48th season in professional baseball and his second with the Marlins. He took over the Catching Coordinator role for the club in 2019. Quirk played in the Major League's for 18 seasons with three different clubs after being a first round pick in 1972 and won a World Series in 1985 with the Kansas City Royals. He brings 23 years of coaching experience with him to the Marlins, 19 of which coming at the Major League level, 4 years as a Minor League Manager, and 1 year as a Professional Scout with the Cincinnati Reds. Quirk is married to his wife Anna, and has three children - Kindal, Kelly, and Kemer.



EDWAR GONZALEZ

HITTING COORDINATOR

Edwar Gonzalez enters his first season with the Marlins after spending nine years with the Yankees organization. He spent the last three seasons as a Hitting Coach for the Yankees Minor League affiliates. Gonzalez played in 770 career Minor League games from 2002-10 with the Yankees organization, combining to bat .257 with 156 doubles, 65 home runs, and 368 RBI. He attended Seminole State College in Oklahoma.



JEFF HENDRIX

OUTFIELD COORDINATOR

Jeffrey Hendrix enters his first season as Outfield Coordinator and his second with the Marlins organization. The Corvallis, Oregon native began his baseball career at Oregon State University in 2013 and was drafted by the New York Yankees in 2015, where he played from 2015-2019. Hendrix began his coaching career with the Marlins this past season as the GCL Defensive Coach. He currently resides with his wife Molly, in Tampa, FL.



JEFF LIVESEY

HITTING COORDINATOR

Jeff Livesey is beginning his first season as Hitting Coordinator after serving as the Marlins Major League Assistant hitting Coach in 2019. This will be his 25th season coaching professional baseball. Prior to the Marlins, Livesey spent 16 seasons with the Pittsburgh Pirates organization, including two years as an Assistant Hitting Coach in the Majors. He enjoyed an eight-year professional playing career, all with the Yankees, after being selected in the 13th round of the 1988 draft. The Wanaque, N.J. native is married to his wife Christine and has a son, Hudson and a daughter, Chase.



SPENCER CLEVINGER

STRENGTH AND CONDITIONING COORDINATOR

Spencer Clevenger begins his third season with the Marlins and his second season as Minor League Strength and Conditioning Coordinator. He joined the organization as Rehab Strength and Conditioning Coach in 2018. Prior to joining the Marlins, he worked at IMG Academy in Bradenton, Florida, as well as serving as Director of Strength & Speed at B1 Academy. He was also the co-owner of Diesel Fitness, where he also served as a Performance Specialist. Clevenger received his Bachelor of Arts in Business Administration from Principia College.



ANDREW TURPIN

REHAB COORDINATOR

Andrew Turpin begins his first season as the Minor League Rehab Coordinator after joining the Marlins' organization in January 2020. Prior to joining the Marlins, Andrew spent four years as the lead Physical Therapist for all teams within the University of Missouri Athletics Department. Along with his background in sports medicine, Andrew is a specialist in Manual Therapy. Andrew graduated from the University of Missouri, where he received his Bachelors of Science in Nutrition and Exercise Physiology and received his Doctorate of Physical Therapy from the University of Saint Augustine for Health Sciences. He currently lives in Jupiter, Florida.



ERIC REIGELSBERGER

ATHLETIC TRAINING COORDINATOR

Eric Reigelsberger enters his first season as Athletic Training Coordinator following campaigns with Jupiter, Greensboro and three seasons in Batavia. He joined the Marlins organization in 2015 after two years at Wichita State University, where he served as a Graduate Assistant Athletic Trainer. Reigelsberger received his Master of Education in Sport Management at Wichita State University and his Bachelor of Science in Athletic Training from Central Methodist University. He resides in Wichita, Kansas, with his wife, Danielle.



LEE TRESSEL

REHAB STRENGTH AND CONDITIONING COORDINATOR

Lee Tressel begins his second season with the Miami Marlins as the Rehab Strength & Conditioning Coordinator and has spent 16 years in professional baseball. Prior to joining the Marlins, Tressel has worked for the New York Yankees for 13 seasons. Tressel received his Bachelor of Arts in Sports Management and Business Administration from Baldwin Wallace University and was a member of their football team. He is married to his wife, Jenna and has one dog, Otis.



CHRIS MICHALAK

REHAB PITCHING COACH

Chris Michalak begins his first season as Rehab Pitching Coordinator, marking his third season with Miami after spending eight years in the Washington Nationals organization. Michalak appeared in 61 MLB games with Arizona (1998), Toronto (2001), Texas (2001-02) and Cincinnati (2006) before retiring following the 2009 campaign. He was a member of Arizona's roster in 1998, the club's Inaugural Season. Michalak was selected by Oakland in the 12th round of the 1993 First-Year Player Draft out of the University of Notre Dame. Played four years of baseball at Notre Dame, and was an extra in the movie "Rudy."



JIM SODA

COORDINATOR, SPORTS PERFORMANCE

Jim Soda, an Ohio native, is entering his second season with the Marlins as a Sports Performance Coordinator. This will be Jim's seventh year in professional baseball after spending 5 years in the Rays organization. Jim received his undergraduate and graduate degrees from The University of South Florida and also has a Master's degree in Sports Performance Psychology. Jim lives in Jupiter Florida with his wife, daughter and Great Dane.



DR. DERICK ANDERSON

DIRECTOR, SPORTS PERFORMANCE

Dr. Derick Anderson begins his second season in the Marlins organization as the Director of Sports Performance. This will be his seventh season in professional sports after spending time with the New York Mets and Florida Panthers as their Performance/Clinical Psychologist for the previous five seasons. Derick has also served as the Clinical Psychologist for the National Basketball Association for the last four years. Anderson received his Bachelor's degree in Psychology from Florida International University, and his Doctorate from The Miami Institute of Psychology. Anderson has a doctorate in Clinical Psychology. He is married, has one son, one grandson, and five dogs.



MARK BROWN

MINOR LEAGUE CLUBHOUSE & EQUIPMENT COORDINATOR

Mark Brown enters his 19th season with the Marlins and 30th in professional baseball. Brown took over as Minor League equipment and clubhouse coordinator following the 2010 season, following a 10 years as the Marlins' assistant equipment manager for the Major League club. Brown began his career in baseball in February of 1991 as the Chicago White Sox minor league equipment manager and spent eight seasons with the organization. He joined the Expos in March of 1999 in the same capacity and was there for three years before joining the Marlins. Brown graduated from Central Michigan University in 1989 with a bachelor's degree in physical education and a minor in history. Brown makes his home in Palm Beach Gardens, Fla. and has one daughter; Grace Lauren.



AUSTIN LAMKEY

MINOR LEAGUE VIDEO COORDINATOR

Austin Lamkey begins his second season with the Marlins organization and 8th overall in professional baseball taking over the Minor League Video Coordinator role in 2019. Lamkey has spent the last six seasons working for the Rangers and Diamondbacks in their Minor League Video departments. Austin is a graduate of Southeast Missouri State University where he graduated (13) Summa Cum Laude with a degree in Sports Management and a minor in Business.



TIM SYLVESTER

MINOR LEAGUE ASSISTANT VIDEO COORDINATOR

Tim Sylvester will begin his second season with the Marlins organization and his seventh overall in professional baseball. He will be taking on a new role this season as Assistant Minor League Video Coordinator; previously Tim served as the GCL Video Manager, a role he will continue in 2020. Sylvester began his experience in professional baseball by playing two years in an Independent League before working for the Milwaukee Brewers organization for two years and the Philadelphia Phillies organization for one. He is a graduate of St. John Fisher College with an Undergraduate degree in Sport Management and a MBA in General Management.

MINOR LEAGUE AFFILIATES • TRIPLE-A WICHITA WIND SURGE



WICHITA WIND SURGE - TRIPLE-A

Lawrence-Dumont Stadium (10,000)

300 S Sycamore St.
Wichita, KS 67213

Phone: (316) 390-7719

Web: windsurge.com

WIND SURGE DIRECTORY

OWNER/MANAGING PARTNER:..... LOU SCHWECHHEIMER
SENIOR VP/GENERAL MANAGER:..... JARED FORMA
MEDIA RELATIONS CONTACT:.....TIM GRUBBS



KEITH JOHNSON

MANAGER

Keith Johnson will be entering his second year with the Marlins organization as Manager for the Triple-A affiliate after spending the previous 14 years in the Angels Player Development system. Johnson was a fourth round pick of the Dodgers in 1992 and enjoyed an 11 year playing career.

A University of the Pacific product, Johnson has received two Manager of the Year awards in the Angels Minor League system. Keith is married to wife, Malena, and has four children.

He and his wife, Hilma, reside in Salt Lake City, Utah. The couple has a daughter, Haley, and a son, Eric.



JEREMY POWELL

PITCHING COACH

Jeremy Powell enters his third season as pitching coach for the Wichita, marking his eighth season with the Marlins. He has also served as pitching coach for Jupiter (2017-16), Greensboro (2014-15) and the GCL Marlins (2012-13). Powell spent 2010 with the Arizona Diamondbacks as a pitching coach for the amateur development summer scout teams.

Prior to his first coaching stint, he spent two years in the Pirates' Minor League system, pitching for Triple-A Indianapolis. Powell played abroad in Japan for Nippon Professional Baseball from 2001-08. He recorded 10-plus wins in four different seasons in the NPB. He also spent seven years in the Minor Leagues with the Expos' and Padres' organizations.

He is married to Nicole and the couple has three sons: Tyler, Logan and Brayden. Powell resides in Phoenix, Ariz.



JUSTIN MASHORE

HITTING COACH

Justin Mashore has been in professional baseball for 27 years, and will be spending his second season with the Marlins in 2019 as the Triple-A Hitting Coach. Justin was drafted in 1991 and played 11 seasons in the minor leagues before becoming a coach. Mashore has spent his coaching career with the Rangers and Blue Jays respectively, all as a hitting coach at numerous levels including the Major Leagues.

He is married to wife, Melissa of 24 years, and have four children.



DANNY BLACK

DEFENSIVE COACH

Danny Black begins his first season as a Defensive Coach for Wichita, after spending the previous three seasons with the Single-A Jupiter. He was selected by the Marlins in the 14th round of the 2010 First-Year Player Draft out of the University of Oklahoma.

Black played for six seasons in the club's Minor League system. He was named an MiLB.com Organizational All-Star in 2011 and 2012, and was named a Florida State League All-Star in 2012.



GREG HARREL

ATHLETIC TRAINER

Greg Harrel begins his fourth season as Athletic Trainer for the Marlins Triple-A affiliate, following 10 years with the Dodgers organization. Harrel joined the Dodgers in 2007 and served as the Triple-A trainer until he joined the MLB staff in 2012. He returned to the Triple-A ranks in 2015 for the Dodgers inaugural season at OKC. A Cashion native, he also was the trainer for the 89ers and RedHawks from 1992-2002. The organization was then affiliated with the Texas Rangers.

He and his wife, Hilma, reside in Frisco, Texas. The couple has a daughter, Haley, and a son, Eric.



ROBERT REICHERT

STRENGTH & CONDITIONING COACH

Robert Reichert enters his third season as Strength and Conditioning Coach for the Marlins Triple-A affiliate, marking his ninth year in the organization. He spent two seasons as the Strength and Conditioning Coach for Jacksonville (2017-16), Jupiter (2014-15) and the GCL Marlins (2012-13). In 2016, he was a MLB Strength and Conditioning Development member for the Legionäre baseball team in Regensburg, Germany.

Reichert graduated from the University of Louisiana-Lafayette with a Bachelor of Science in Kinesiology.



ZACK O'REILLY

VIDEO COORDINATOR

Zack O'Reilly begins his first season with the Marlins organization and sixth overall in professional baseball. O'Reilly has spent five seasons working for the Red Sox in ballpark operations and one season with the Astros in Player Development, Minor League Video and technology. O'Reilly is from Plymouth, Massachusetts and is a graduate of Emmanuel College (Boston, MA) where he graduated ('17) with a degree in Management.

WICHITA WIND SURGE PACIFIC COAST LEAGUE

APRIL

9-13	@ Round Rock
14-16	vs. Memphis
17-20	vs. Nashville
21-23	@ Memphis
24-27	@ Nashville
29-30	vs. Round Rock

MAY

1-3	vs. Round Rock
4-7	vs. Omaha
8-11	@ Oklahoma City
12-15	@ San Antonio
16-19	vs. Oklahoma City
21-25	@ Memphis
26-29	vs. Iowa
30-31	vs. Nashville

JUNE

1-2	vs. Nashville
3-7	@ Iowa
9-11	vs. El Paso
12-15	vs. Albuquerque
17-19	@ Fresno
20-23	@ Sacramento
25-29	vs. San Antonio
30	@ Oklahoma City

JULY

1-3	@ Oklahoma City
4-7	vs. Omaha
8-12	vs. Memphis
13-15	ALL-STAR BREAK (Moosic, PA)
16-19	@ Nashville
20-23	@ Omaha
24-26	@ Iowa
28-30	vs. Las Vegas
31	vs. Salt Lake

AUGUST

1-3	vs. Salt Lake
5-7	@ Reno
8-11	@ Tacoma
13-16	vs. Iowa
17-19	@ Round Rock
20-23	@ San Antonio
25-27	vs. Round Rock
28-30	vs. San Antonio
31	@ Omaha

SEPTEMBER

1-3	@ Omaha
4-7	vs. Oklahoma City



JACKSONVILLE JUMBO SHRIMP - DOUBLE-A

Baseball Grounds of Jacksonville (11,000)

301 A. Phillip Randolph Blvd
Jacksonville, FL 32201

Phone: (904) 358-2846

Web: jaxshrimp.com

JUMBO SHRIMP DIRECTORY

OWNER/CEO:KEN BABBY
GENERAL MANAGER:HAROLD CRAW
MEDIA RELATIONS CONTACT:SCOTT KORNBORG



KEVIN RANDEL

MANAGER

Kevin Randel is set to begin his second season as Manager for the Jacksonville Jumbo Shrimp. He spent the previous two seasons as Manager for the Jupiter Hammerheads. Prior to his time with the Hammerheads, he spent three seasons as hitting coach for Double-A Jacksonville and two years (2010-11) as hitting coach for Greensboro. Randel spent his whole playing career in the Marlins' organization from 2002-09.

Randel was drafted by the Marlins in the 13th round of the 2002 First-Year Player Draft and spent eight seasons in the club's Minor League system. In 2009, Randel hit .253 with 12 home runs and 49 RBI with the Jacksonville Suns and was a key part of the 2009 Southern League Championship season. He also made three stints with the Hammerheads as a player (2005; 2007-08).

Randel resides in Wilmington, North Carolina.



BRUCE WALTON

PITCHING COACH

Bruce Walton will be in his third season in the Marlins organization and his second season as pitching coach for Jacksonville. He spent the 2018 season as the pitching coach for the Jupiter Hammerheads. Prior to the 2018 season, Walton last coached in 2014, working in the role of pitching consultant for the Chicago Cubs.

Prior to joining the Cubs, Walton spent 16 seasons as a coach in Toronto's organization. He was the Blue Jays' Major League pitching coach from 2010-12, and the club's bullpen coach from 2003-09. In addition, he served as the pitching instructor for the Blue Jays' Minor League affiliates from 1998-02. He began his coaching career with Toronto in 1996.

Walton enjoyed a four-year MLB career with Oakland, Montreal and Colorado, and pitched in a total of 11 professional seasons. He was selected by Oakland in the 1985 draft out of the University of Hawaii, where he was named a College Freshman All-American.



SCOTT SEABOL

HITTING COACH

Scott Seabol enters his first season as a coach in the Marlins after spending the last three season with the New York Yankees organization. He spent the last two years with Rookie-level Pulaski as a hitting coach after serving as Single-A Charleston's hitting coach in 2017.

Seabol was selected by the Yankees in the 88th round of the 1996 First-Year Player Draft. He appeared in 60 Major League games with the Yankees (2001) and Cardinals (2005). At the time of his Major League debut on 4/8/01, was the lowest-drafted player to appear in a Major League game. Seabol finished his playing career in the Korean Professional Baseball League (2006) and the Japanese Professional Baseball League (2008-09).

He played baseball at Allegany Community College before transferring to West Virginia University



JOSE CEBALLOS

DEFENSIVE COACH

Jose Ceballos returns for his eighth season as a coach in the Marlins organization, his fourth as Defensive Coach for Jacksonville. He spent 2016 as a coach for Jupiter. He began coaching with the Marlins in 2014 with the Greensboro Grasshoppers.

Ceballos signed as a non-drafted free agent with the Florida Marlins in 2006, playing for the organization from 2007-13.



JASON ROBERTS

ATHLETIC TRAINER

Jason Roberts is in his first season with the Marlins as Athletic Trainer for the Jacksonville Jumbo Shrimp and his 19th year in professional baseball. Prior to the Marlins he spent four seasons as a coordinator on the Rangers minor league medical staff. He was elevated to the position prior to the 2016 campaign after nine seasons as a trainer in the Texas farm system. In 2014, Roberts was named the Pacific Coast League Trainer of the Year. Roberts also worked with the Australian team in the World Baseball Classic prior to the 2013 campaign. Prior to joining the Rangers, Roberts spent five seasons in the Los Angeles Dodgers organization.

A 2001 graduate of Middle Tennessee State with a bachelor's degree in athletic training, Roberts played two seasons with the Blue Raider baseball team as a left-handed pitcher. The Australia native came to the US in 1996 on a baseball scholarship to Iowa Central Community College (Fort Dodge). Prior to coming to Iowa Central, Roberts played two seasons in the Australian Professional League with the Canberra Bushrangers and Hunter Eagles. He was also a member of the Australian Junior Olympic squad that played in the 1994 World Championships in Brandon, Canada.

He was married in 1998 to the former Amy St. Peter and the couple has four kids: Sydney, Alex, Brayden and Brooklyn.



AMANDA SARTORIS

STRENGTH AND CONDITIONING COACH

Amanda Sartoris enters her first season as Strength and Conditioning Coach for Jacksonville and her second with the Marlins Organization after spending 2019 with Clinton. After the completion of the 2019 regular season, Sartoris was assigned to the Salt River Rafter of Major League Baseball's Arizona Fall League, becoming the first female Strength and Conditioning Coach in league history.

Prior to the Marlins she was Head Strength and Conditioning Coach at Salem University where she oversaw all 17 varsity athletic teams.

Sartoris had a stellar playing career at Heartland Community College where she was an All-American and National Champion in 2009. She finished her career at the University of Louisiana-Monroe. Sartoris received her Bachelor's degree from Southern Illinois University and her Masters from Illinois State University.



BRYAN ROGERS

VIDEO MANAGER

Bryan Rogers begins his second season with the Marlins organization and sixth overall in professional baseball. Prior to joining the Marlins as Affiliate Video & Advance Manager for AA in 2019, Rogers has spent the last 4 seasons working in the Minor League Video departments of the Pirates, Twins, and Angels. Rogers is a graduate of the University of Florida ('14) with a degree in Sport Management and a minor in Mass Communication.

JACKSONVILLE JUMBO SHRIMP SOUTHERN LEAGUE

APRIL

9-13	@ Mississippi
15-19	vs. Biloxi
20-24	@ Montgomery
25-29	@ Biloxi
30	vs. Chattanooga

MAY

1-4	vs. Chattanooga
6-10	@ Tennessee
11-15	vs. Biloxi
16-20	@ Pensacola
21-25	vs. Montgomery
27-31	@ Tennessee

JUNE

1-5	vs. Pensacola
6-10	@ Montgomery
11-15	vs. Rocket City
17-21	vs. Mississippi
22-24	ALL-STAR BREAK (Jackson, TN)
25-29	@ Chattanooga
30	vs. Pensacola

JULY

1-3	vs. Pensacola
4-9	@ Birmingham
10-14	vs. Tennessee
16-19	@ Mississippi
21-26	vs. Birmingham
27-31	@ Pensacola

AUGUST

1-5	vs. Montgomery
6-10	@ Biloxi
12-16	@ Rocket City
18-22	vs. Mississippi
23-27	vs. Birmingham
28-31	@ Chattanooga

SEPTEMBER

1	@ Chattanooga
3-7	vs. Jackson



JUPITER HAMMERHEADS - SINGLE-A

Roger Dean Chevrolet Stadium (7,000)

4751 Main Street
Jupiter, FL 33458

Phone: (561) 775-1818

Web: jupiterhammerheads.com

HAMMERHEADS DIRECTORY

OWNER:.....BRUCE SHERMAN

GENERAL MANAGER/MEDIA RELATIONS CONTACT:.....JAMIE TOOLE

E-MAIL ADDRESS:.....JAMIE@ROGERDEANCHEVROLETSTADIUM.COM



**MIKE
JACOBS**

MANAGER

Mike Jacobs is the former Marlins first baseman from 2006-08, he will be entering his first season as Manager of Jupiter, and his fourth season in the Marlins Organization. He spent 2019 Managing Clinton following two seasons as Manager of Batavia.

Jacobs was selected in the 28th round of the 1999 First-Year Player Draft by the New York Mets. He made his MLB debut with the Mets on August 21, 2005, hitting a three-run pinch-hit home run against Washington in his first MLB at-bat. He was then acquired by the Marlins on November 23, 2005 along with Yusmeiro Petit in exchange for Carlos Delgado. Jacobs enjoyed a seven-year MLB career and a 18-year professional career.

Jacobs resides in Chula Vista, Calif. He has four daughters: Havana, Isabella, Sophia and Juliana.



**REID
CORNELIUS**

PITCHING COACH

Reid Cornelius is a Thomasville, Alabama native and will be entering his 31st season in professional baseball in 2020. Reid returns to Jupiter as the Pitching Coach for a second consecutive year after working with the Marlins Organization from 2003-2016 as a pitching coach in the minor leagues, and bullpen coach in the Major Leagues. He enjoyed a 13 year playing career, 5 of which were spent in the Marlins minor league system. Reid graduated from Florida Atlantic University in 2007 with a BA in Accounting.

He is married to wife, Marla and has two children, Samuel and Abigail.



**TY
HAWKINS**

HITTING COACH

Ty Hawkins enters first season with the Marlins as Jupiter's hitting coach. He spent the previous 21 seasons with the New York Yankees, including the last two as hitting coach for the Double-A Trenton Thunder. Hawkins is a 1990 graduate of Old Dominion, where he played baseball.

He has two children, Brier and Ty Bayley.



CHRIS BRIONES

DEFENSIVE COACH

Chris Briones begins his second year with the Miami Marlins as Defensive Coach and his first with Jupiter after spending 2019 with New Orleans. Prior to the Marlins he spent a total of 17 years in professional baseball, 9 as a player and 8 as a Scout and Coordinator. He has worked for the Texas Rangers as a Catching Coordinator ('15-'18), Pro Scout, and Special Assignment Scout ('11-'14) covering the Angels, Indians, Mariners, Rockies, and Tigers from the ML level to Low A and has also worked for the Arizona Diamondbacks as a Short Season Hitting Coach, Yakima ('06).

Briones graduated from the University of Nevada, Reno in 2004 and has been with his significant other, Victoria of 17 years, and has raised two kids, Matt (27) and Kevin (24).



SANDY KRUM

ATHLETIC TRAINER

Sandy enters his second season with the Marlins and his 22nd season in Major League Baseball. Prior to joining the Marlins, Krum worked with the Cincinnati Reds (1986-1989), Pittsburgh Pirates (1990-2000), and Chicago Cubs (2001-2004) as Assistant Athletic Trainer.

In 2005, Krum joined NBC and CBS Television and served as athletic trainer for several reality-based series including The Biggest Loser, American Gladiators, and The Amazing Race.

Sandy earned his Athletic Training degree from Ohio University, graduating in 1986. He is a licensed, certified athletic trainer of the National Athletic Trainers Association and serves on the PBATS Board as Secretary for the Alumni Board.

Krum is single and resides in Chicago during the offseason.



KYLE MORRIS

STRENGTH AND CONDITIONING COACH

Morris enters his second season with the Marlins. He spent the last two years with the Florida Panthers, where he worked with all players with injury prevention, player development and performance. Prior to the Panthers, he was a strength & conditioning coach at IMG Academy for three years in Bradenton, Florida. He worked primarily with track & field, football, and baseball. Before IMG, Kyle was an intern at Louisiana State University, working with the football and baseball programs. He has also held positions with the St. Louis Cardinals, Nova Southeastern University, and Wofford College.

Morris received his Master's degree in Sports Medicine from Nova Southeastern University in 2014. He received his Bachelor's degree in Psychology from Palm Beach Atlantic University in 2011. He interned with the Florida Panthers during the 2013-14 season, and also completed internships with Florida International University Football, the Norfolk Admirals, the Old Dominion University basketball program, Hampton University football program, and Salisbury University.

He was born in Newport News, Virginia.



JEREMY OWENS

VIDEO MANAGER

Jeremy Owens begins his third season with the Marlins organization and fifth overall in professional baseball taking over the Jupiter Video Manager role in 2019. Owens began his tenure with the Marlins in 2018 as the Batavia Video Manager. Prior to coming to the Marlins, Owens worked for the Cincinnati Reds Minor League Video Department from 2016-2017. Jeremy, graduated from Troy University in 2009 with his Bachelor's Degree in Political Science and from Western Kentucky University '19 with his Master's Degree in Athletic Administration.

JUPITER HAMMERHEADS FLORIDA STATE LEAGUE

APRIL

9-11	vs. Palm Beach
13-15	@ Florida
16-19	vs. Dunedin
20-23	vs. Tampa
24-26	@ St. Lucie
28-30	vs. Bradenton

MAY

1-3	vs. Palm Beach
4-6	@ Fort Myers
7-9	vs. Daytona
11-14	@ Charlotte
15-17	vs. Florida
18-21	vs. Charlotte
22-24	@ Bradenton
26-28	vs. Fort Myers
29-31	@ Lakeland

JUNE

1-4	@ Dunedin
5-7	vs. St. Lucie
8-10	vs. Florida
11-14	@ Lakeland
15-17	vs. Charlotte
18-21	vs. Lakeland
22-24	ALL-STAR BREAK (Daytona, FL)
25-28	@ Fort Myers
29-30	@ Clearwater

JULY

1-3	@ Clearwater
4-6	vs. Daytona
8-10	vs. Bradenton
11-13	@ Daytona
14-16	@ Florida
17-19	vs. Palm Beach
21-23	@ Charlotte
24-26	@ Bradenton
27-29	vs. Daytona
30-31	vs. Clearwater

AUGUST

1-2	vs. Clearwater
4-6	@ Daytona
7-9	vs. Fort Myers
10-12	vs. Palm Beach
13-16	vs. Bradenton
17-19	vs. Lakeland
20-23	@ Tampa
25-27	vs. Palm Beach
28-30	@ Charlotte
31	@ Bradenton

SEPTEMBER

1-2	@ Bradenton
3-4	vs. St. Lucie
5-6	@ St. Lucie



CLINTON LUMBERKINGS - SINGLE-A

LumberKings Stadium (4,000)

537 Ball Drive.
Clinton, IA 52732

Phone: (563) 242-0727

Web: lumberkings.com

LUMBERKINGS DIRECTORY

GENERAL MANAGER: TED TORNOW
MEDIA RELATIONS CONTACT: MICHAEL BROSKOWSKI



TOM LAWLESS

MANAGER

Tom Lawless is in his second season with the Marlins and his first as Manager of the Clinton LumberKings. He managed the Batavia Muckdogs to a Pinckney Division title in 2019, the Muckdogs first postseason birth since becoming a Marlins affiliate in 2010. Prior to the Marlins, he spent six seasons with the Astros Organization. He was named Astros interim manager in 2014, finishing 11-13 to close out the season. Lawless has served as a manager, coach and instructor in the minor leagues for the California Angels, New York Mets, St. Louis Cardinals, San Diego Padres and Baltimore Orioles over his career. In 2002, he spent the season working for the Office of the Commissioner of Major League Baseball as an on-field operations assistant. Lawless began his coaching career in 1992 as a minor league infield/baserunning instructor for two seasons in the California Angels system. In 1994, his first season as a manager, Lawless led the Class A Cedar Rapids Kernels to the Midwest League Championship. He also served as a coach for China during the 2008 Olympic Summer Games.

The former infielder played eight seasons in the Majors for Cincinnati, Montreal, St. Louis and Toronto and was traded from the Reds to the Expos for Major League Baseball's all-time hits leader Pete Rose in 1984. He played in one World Series for St. Louis and hit a three-run homer off Frank Viola in a 7-2 Cardinals' win in Game 4 of the 1987 World Series.

Lawless is a graduate of Strong Vincent High School (PA) and the Behrend College of Penn State University with a degree in political science. He and his wife of 32 years, Cheryl, have three daughters; Jessica, Samantha and Hillary.



MARK DIFELICE

PITCHING COACH

Mark DiFelice is entering his second season as pitching coach for Clinton, following two seasons as pitching coach for Greensboro and three seasons with the Pirates organization. He spent the 2015-16 seasons with the West Virginia Power and the 2014 season with Jamestown.

DiFelice was selected by Colorado in the 15th round of the 1998 First-Year Player Draft, and was named an All-Star with Portland in 1998. He would go on to be named a Carolina League All-Star with Salem in 1999, a Southern League All-Star with Carolina in 2001 and a Pacific Coast League All-Star with Nashville in 2011. He made his MLB debut on May 18, 2008 with Milwaukee vs. Boston and struck out Manny Ramirez for first career strikeout. Mark appeared in 77 MLB games during the 2009 and 2011 seasons; missing 2010 with a right shoulder injury.



MATT SNYDER

HITTING COACH

Matt Snyder enters his first season with the Marlins organization. Snyder played four years (2009-12) at The University of Mississippi where he graduated in 2018 and was a student assistant coach during the fall and winter of 2018.

Snyder played seven years in professional baseball. Six years with the New York Yankees and one year with the Marlins.

Snyder was born in Tacoma, Washington and now resides in Oxford, Mississippi. He is due to be married in November to his fiancé Merrie Claire Barnes.



FRANK MOORE

DEFENSIVE COACH

Frank Moore enters his second season as hitting coach for the Clinton LumberKings, a position he held with Greensboro from 2012-15 and 2018. He spent 2017 as hitting coach for Jupiter, a position he also held in 2011, following a one-year stint as the Marlins Outfield and Baserunning coordinator in 2015. He has spent nine years with the Marlins organization, also serving as hitting coach for Jamestown in 2009-10. Before being named Jamestown's hitting coach, he played with the Albuquerque Isotopes in 2007.

Moore was originally drafted by the Tampa Bay Rays in 1998 out of Middle Georgia Junior College. He saw time with Marlins' affiliates in Jupiter, Carolina and Albuquerque from 2005-07. He resides in Douglas, Ga.



MELISSA HAMPTON

ATHLETIC TRAINER

Melissa Hampton enters her second season as the Athletic Trainer for the Clinton LumberKings, following two seasons as the Athletic Trainer for the GCL. She joined the Marlins organization in 2017 after spending the previous year at Towson University, where she completed an Athletic Trainer internship. At Towson, she primarily served the baseball, men's swimming and diving, and women's swimming and diving teams.

Prior to her time at Towson, Hampton spent two years at Dallas Baptist University, where she served as a Graduate Assistant Athletic Trainer primarily for the cross country, track and field, men's lacrosse and baseball teams.

Hampton received her Master of Science in Kinesiology from Dallas Baptist University and her Bachelor of Science in Athletic Training from Southern Nazarene University. She resides in Palm Beach Gardens, Florida.



SAMUAL SAUER

STRENGTH AND CONDITIONING COACH

Samual Sauer enters his first season and a Strength and Conditioning Coach with Clinton and his first in the Marlins Organization. Prior to the Marlins, He served as the Assistant Strength and Conditioning Coach at IMG Academy and Wichita State University, as well as completing internships at the University of Oklahoma and Iowa State University.

He has a Bachelors degree in Kinesiology and Exercise Science from Iowa State and is working toward his Masters degree in Psychology with an emphasis on Life Coaching from Grand Canyon University.



GEORGE LIAPES

VIDEO MANAGER

This is George Liapes' first season in the Marlins organization and his third season working in professional baseball. George was a player development intern with the Mets in 2018 and was the Trackman operator for the Staten Island Yankees in 2019. George graduated from the University of Rhode Island (2019) with a degree in Public Relations and a minor in Business. George is from Fort Lee, NJ.

CLINTON LUMBERKINGS MIDWEST LEAGUE

APRIL

9-11	@ Beloit
13-15	@ Burlington
16-19	vs. Wisconsin
23-26	vs. Burlington
24-27	@ Quad Cities
28-30	vs. Bowling Green

MAY

1-3	vs. Dayton
4-6	@ West Michigan
7-9	@ South Bend
11-13	vs. Quad Cities
14-16	vs. Beloit
17-19	@ Wisconsin
20-22	vs. Kane County
23-25	@ Beloit
26-28	@ Quad Cities
29-31	vs. Cedar Rapids

JUNE

2-4	vs. Burlington
5-7	@ Kane County
8-10	@ Cedar Rapids
11-14	vs. Peoria
15-17	vs. Wisconsin
18-21	@ Peoria
22-24	ALL-STAR BREAK (Bowling Green, KY)
25-28	@ Kane County
29-30	vs. Beloit

JULY

1	vs. Beloit
2-3	@ Burlington
4-5	vs. Burlington
7-9	@ Quad Cities
10-13	vs. Wisconsin
15-17	@ Fort Wayne
18-19	@ Lake County
21-23	vs. Great Lakes
24-26	vs. Lansing
28-30	@ Quad Cities
31	vs. Peoria

AUGUST

1-2	vs. Peoria
4-6	vs. Quad Cities
7-9	@ Cedar Rapids
10-12	@ Beloit
13-16	vs. Kane County
18-20	vs. Peoria
21-24	@ Kane County
25-27	@ Peoria
28-31	@ Wisconsin

SEPTEMBER

1-3	vs. Beloit
4-7	vs. Cedar Rapids

BATAVIA MUCKDOGS - SINGLE-A**Dwyer Stadium (2,600)**299 Bank St.
Batavia, NY 14020

Phone: (585) 483-3647

Web: muckdogs.com

MUCKDOGS DIRECTORY

SENIOR VP/GENERAL MANAGER:BRENDAN KELLY
MEDIA RELATIONS CONTACT:BRENDAN KELLY



JORGE HERNANDEZ

MANAGER

Jorge Hernandez is entering his 14th year with the organization as the Manager of Batavia. He has spent five seasons as Infield Coordinator after a one-year stint as the manager of the Single-A Greensboro Grasshoppers in 2013. He spent the previous four seasons as manager of the Gulf Coast Marlins. He spent the 2008 season as the hitting coach of the 'Hoppers. Prior to that, he was the GCL Marlins' hitting coach in 2007. He began coaching professionally in 2004 as a hitting coach with the Pensacola Pelicans.

Hernandez started coaching in 1993 as the hitting coach for the University of Mobile. From there, he spent two seasons at Texas A&M University - Corpus Christi. In 2003, he was the hitting coach at the University of West Florida. Hernandez is a former ninth-round pick of the Houston Astros in 1986, but did not sign. He earned All-Conference honors at Troy State University and was a member of the Trojans team that won the 1987 NCAA Division II World Series. In addition, he was a member of the 1984 American Legion World Series championship squad.

He and his wife, Hilma, reside in Frisco, Texas. The couple has a daughter, Haley, and a son, Eric.



GABE LUCKERT

PITCHING COACH

Gabe Luckert enters his first season as Pitching Coach in Batavia and his first season with the Marlins. Prior to the Marlins, Luckert spent the previous three seasons as the Yankees as a pitching coach, most recently working with Single-A Charleston in 2019. He spent his previous 16 seasons before the Yankees in the Braves organization. He was the pitching coach for the Arizona Fall League's Peoria Javelinas in 2015 and the Braves' Latin America pitching supervisor for 2006-07. He made his professional coaching debut with the Giants organization in 1999.

He was originally signed by the Cubs as a non-drafted free agent in 1992 and played six minor league seasons with the Cubs (1992-93) and Giants (1994-97). Luckert and his wife, Veronica, have two children, Gabriel Jr. and Barbara.



NATHAN MIKOLAS

HITTING COACH

Nathan Mikolas enters his second year with Batavia and his first as Hitting Coach after spending 2019 as the Defensive Coach for the Muckdogs. This will be his third year with the Marlins after making his coaching debut in 2018 for the GCL team, following a six-year career in professional baseball.

Mikolas was selected by the New York Yankees in the third round of the 2012 First-Year Player Draft out of Bradford High School in Kenosha, Wisconsin.



JORDAN WHEAT

ATHLETIC TRAINER

Jordan Wheat enters his third season with the Marlins organization as the Athletic Trainer for Batavia. He spent the 2017 year with the Red Sox organization as the Assistant Athletic Trainer for Single-A Greenville.

Prior to joining Boston, Wheat spent two years (2015-16) with Northwestern State University, he served as a Graduate Assistant Athletic Trainer for the softball and volleyball teams. He has also completed athletic training internships with the Texas Rangers from 2010-12.

Wheat received his Master of Science in Health and Human Performance from Northwestern State University and his Bachelor of Science in Athletic Training from Texas Christian University. He resides in Flower Mound, Texas.



GREG BOURN

STRENGTH AND CONDITIONING COACH

Gregory Bourn enters his first season as Strength and Conditioning Coach for Batavia, marking his fourth with the organization after spending 2017 as the Intern Assistant Strength and Conditioning Coach at the University of North Texas.

The 2019 campaign marks Bourn's fifth in professional baseball, spending two seasons as the Strength and Conditioning Coach for Single-A Salem of the Boston Red Sox and one season in the same role for Short-Season A Williamsport of the Philadelphia Phillies before joining the Marlins.

Bourn graduated from Miami University with a Bachelor of Science in Kinesiology and Health.



CHRISTOPHER REYES

VIDEO MANAGER

Christopher Reyes begins his first season with the Marlins organization and second overall in professional baseball. In 2019 Reyes spent the season with the Houston Astros as a Minor League Technology Apprentice. Christopher attended Ithaca College where he graduated in 2017 with a Bachelor of Science in Sport Management. He also attended St. Thomas University in Miami where he received a Master of Science in Sport Administration ('19).

BATAVIA MUCKDOGS NEW YORK-PENN LEAGUE

JUNE

18-20	vs. Auburn
21-23	vs. Mahoning Valley
24-26	@ West Virginia
27-29	vs. State College

JULY

1-3	@ Hudson Valley
4-6	vs. Vermont
7-9	@ Mahoning Valley
10-12	vs. West Virginia
13-16	@ Vermont
17-19	@ Lowell
21-24	vs. Hudson Valley
25-27	@ West Virginia
28-30	vs. Williamsport
31	vs. Auburn

AUGUST

1-2	vs. Auburn
4-7	@ State College
8-10	vs. Tri-City
11-13	@ Auburn
14-16	@ Norwich
19-21	vs. Mahoning Valley
22-24	@ Tri-City
25-27	vs. Hudson Valley
28-30	@ Mahoning Valley

SEPTEMBER

1-4	vs. State College
5-7	@ Auburn



GULF COAST LEAGUE MARLINS (ROOKIE)

Roger Dean Chevrolet Stadium (7,000)

4751 Main Street
Jupiter, FL 33458

Phone: (561) 775-1818

GCL MARLINS DIRECTORY

OWNER: BRUCE SHERMAN
GENERAL MANAGER: HECTOR CRESPO



**JODY
REED**
MANAGER

Jody Reed enters his first season as Manager of the Gulf Coast League Marlins and his first in the Marlins Organization. Prior to the Marlins, he worked six years with the Yankees as the Field Coordinator, his second stint with the club. He also worked for the Yankees from 2007-10, earning GCL Manager of the Year in 2007. Reed was a member of the Dodgers organization from 2011-13, earning Arizona League Manager of the Year honors in 2011.

He was selected by the Red Sox in the eighth round of the 1984 First-Year Player Draft and played 11 Major League seasons with the Red Sox (1987-92), Dodgers (1993), Brewers (1994), Padres (1995-96) and Tigers (1997). Reed tallied an AL-high 45 doubles in 1990 and is one of three players in Red Sox history to record at least 40 doubles in three-or-more consecutive seasons (1989-91), joining Wade Boggs (7, 1985-91) and Mookie Betts (2015-18).

Reed played collegiately at Manatee Community College and Florida State University. He and his wife, Michele, have four daughters: Jessica, Cassidy, Chaney and Sydney.



**JASON
ERICKSON**
PITCHING COACH

Jason Erickson begins his third season with the Marlins organization and second as pitching coach of the GCL Marlins, following nearly four years in the Player Development department with the Pittsburgh Pirates.

Erickson was selected by Pittsburgh in the 24th round of the 2009 First-Year Player Draft out of the University of Washington, and went to play three seasons in the Pirates' Minor League system. He finished with a 15-10 record and 3.94 ERA in 81 games (31 starts) over the three-year span.



**JESUS
MERCHAN**
HITTING COACH

Jesus Merchan begins his second season as hitting coach for the GCL Marlins. In 2018 he served as the hitting coach for the Batavia Muckdogs. He spent the 2017 year with Jacksonville as the hitting coach during his first year as a professional coach.

Merchan spent 13 years in the Minors, spending time with Minnesota (2000-05), Philadelphia (2005-07), Arizona (2008), Cleveland (2009), Toronto (2010), Florida (2011), Colorado (2011) and San Diego (2013). Merchan played for the Spain national team in the 2013 World Baseball Classic.



SHARIF OTHMAN

DEFENSIVE COACH

Shaif Othman enters his first season as Defensive Coach for the GCL Marlins and his second in the Marlins Organization after serving as the Major League Catching Analyst in 2019.

Othman retired from an eight-year Minor League playing career before the 2019 season which included two stints with the Marlins. He was a 32nd round pick by the Marlins in the 2011 draft out of Cal Baptist University.



CHRISTINE PADILLA

ATHLETIC TRAINER

Christine Padilla is entering her first season as the Gulf Coast Athletic Trainer and her second year with the Miami Marlins after spending the 2019 season serving as the Athletic Training and Rehab Seasonal Assistant. Prior to the 2019 season she interned with the Orem Owlz, a Short-A affiliate of the Los Angeles Angels.

Padilla graduated with her bachelor's degree in Athletic Training from Brigham Young University. She is from Fremont, CA.



JUSTIN WEISS

STRENGTH AND CONDITIONING COACH

Justin Weiss will serve as the Strength and Conditioning Coach for the GCL Marlins after spending 2019 with Batavia. A native of Glen Cove, New York, Weiss has 8 years in professional baseball. He started with the Cardinals in 2010. In 2012, Weiss started working for the Tampa Bay Rays and spent the next six years with the organization.

He received his Bachelors of Science in Education, with a focus in Exercise Science & Health Promotion from Florida Atlantic University in 2008.

Weiss and his wife Lisa had their first child, Lillian, in January 2019.



TIM SYLVESTER

GCL VIDEO/ASSISTANT MINOR LEAGUE VIDEO COORDINATOR

Tim Sylvester begins his second season in the Marlins' organization, his seventh in professional baseball. This is his first season as Assistant Minor League Video Coordinator; he joined the Club in 2019 as GCL Video Manager, and will continue to fulfill those responsibilities in 2020. For his full bio, please see page 201 in the Minor League Coordinators section.

DOMINICAN SUMMER LEAGUE MARLINS (ROOKIE)

GCL MARLINS DIRECTORY

OWNER: BRUCE SHERMAN
 GENERAL MANAGER: HECTOR CRESPO



ANGEL ESPADA

LATIN AMERICA FIELD COORDINATOR

Angel Espada begins his second season leading the DSL Marlins, his first in the role of Latin America Field Coordinator after spending 2019 as the DSL manager. He will also serve as the club's field manager this season. It will mark his 12th season with the Marlins' organization.

Espada joined the Marlins in 2009 as hitting coach for the GCL Marlins. He was then promoted to hitting coach of Triple-A New Orleans midseason in 2010. From 2011-'16 he served as the manager for Miami's Short-Season A clubs in the New York-Penn League, first in Jamestown (2011-'12) and then in Batavia (2013-'16). In 2017 he was named the defensive coach for Double-A Jacksonville, and held the same role for High-A Greensboro in 2018.



Rigoberto Silverio
Hitting Coach



Emilio Linares
Hitting Coach



Freddy Arias
Pitching Coach



Miguel Fermin
Defensive Coach



Ramón Espinosa
Defensive Coach



César Díaz
Defensive Coach



Jose Alvarez
Athletic Trainer



Erick Farinas-Puente
Athletic Trainer



Guarionex Pérez
Strength & Conditioning Coach



Adonis De León
Strength & Conditioning Coach



Ismael Granadillo
Dominican Republic
Academy Administrator

YEAR-BY-YEAR ORGANIZATIONAL STANDINGS

SEASON	LEVEL	TEAM	LEAGUE	RECORD	PERCENTAGE
1992	SS	Erie Sailors	NY-Penn	40-37	.533
	R	GCL Marlins	Gulf Coast	33-27	(73-64)
1993	AAA	Edmonton Trappers	Pacific Coast	72-69	
	AA	-- no affiliation --	-----		
	A+	High Desert Mavericks	California	85-62	.536
	A	Kane County Cougars	Midwest	75-62	(295-255)
	SS	Elmira Pioneers	NY-Penn	31-44	
1994	R	GCL Marlins	Gulf Coast	32-28	
	AAA	Edmonton Trappers	Pacific Coast	67-75	
	AA	Portland Sea Dogs	Eastern	60-81	
	A+	Brevard Co. Manatees	Florida State	78-61	.496
	A	Kane County Cougars	Midwest	71-68	(344-349)
	SS	Elmira Pioneers	NY-Penn	30-43	
1995	R	GCL Marlins	Gulf Coast	38-21	
	AAA	Charlotte Knights	International	59-81	
	AA	Portland Sea Dogs	Eastern	86-56	
	A+	Brevard Co. Manatees	Florida State	61-74	.495
	A	Kane County Cougars	Midwest	69-69	(340-347)
	SS	Elmira Pioneers	NY-Penn	25-51	
1996	R	GCL Marlins	Gulf Coast	40-16	
	AAA	Charlotte Knights	International	62-59	
	AA	Portland Sea Dogs	Eastern	83-58	
	A+	Brevard Co. Manatees	Florida State	47-92	.471
	A	Kane County Cougars	Midwest	65-68	(320-359)
	SS	Utica Blue Sox	NY-Penn	29-57	
1997	R	GCL Marlins	Gulf Coast	34-25	
	AAA	Charlotte Knights	International	76-65	
	AA	Portland Sea Dogs	Eastern	79-63	
	A+	Brevard Co. Manatees	Florida State	62-76	.512
	A	Kane County Cougars	Midwest	70-68	(354-338)
	SS	Utica Blue Sox	NY-Penn	36-38	
1998	R	GCL Marlins	Gulf Coast	31-28	
	AAA	Charlotte Knights	International	70-73	
	AA	Portland Sea Dogs	Eastern	66-75	
	A+	Brevard Co. Manatees	Florida State	43-97	.459
	A	Kane County Cougars	Midwest	69-71	(321-379)
	SS	Utica Blue Sox	NY-Penn	35-41	
1999	R	GCL Marlins	Gulf Coast	38-22	
	AAA	Calgary Cannons	Pacific Coast	57-82	
	AA	Portland Sea Dogs	Eastern	65-77	
	A+	Brevard Co. Manatees	Florida State	61-74	.477
	A	Kane County Cougars	Midwest	78-59	(328-360)
	SS	Utica Blue Sox	NY-Penn	42-33	
2000	R	GCL Marlins	Gulf Coast	25-35	
	AAA	Calgary Cannons	Pacific Coast	60-82	
	AA	Portland Sea Dogs	Eastern	71-70	
	A+	Brevard Co. Manatees	Florida State	66-74	.496
	A	Kane County Cougars	Midwest	74-65	(346-351)
	SS	Utica Blue Sox	NY-Penn	35-40	
2001	R	GCL Marlins	Gulf Coast	40-20	
	AAA	Calgary Cannons	Pacific Coast	72-71	
	AA	Portland Sea Dogs	Eastern	77-65	
	A+	Brevard Co. Manatees	Florida State	80-55	.546
	A	Kane County Cougars	Midwest	88-50	(383-319)
	SS	Utica Blue Sox	NY-Penn	27-47	
	R	GCL Marlins	Gulf Coast	29-31	

* **Bold Italics** indicate won League Championship

YEAR-BY-YEAR ORGANIZATIONAL STANDINGS

2002	AAA	Calgary Cannons	Pacific Coast	67-71	.491 (338-351)
	AA	Portland Sea Dogs	Eastern	63-77	
	A+	Jupiter Hammerheads	Florida State	81-57	
	A	Kane County Cougars	Midwest	64-75	
	SS	Jamestown Jammers	NY-Penn	32-42	
	R	GCL Marlins	Gulf Coast	31-29	
2003	AAA	Albuquerque Isotopes	Pacific Coast	74-70	.502 (343-340)
	AA	Carolina Mudcats	Southern	80-58	
	A+	Jupiter Hammerheads	Florida State	76-72	
	A	Greensboro Bats	South Atlantic	65-67	
	SS	Jametown Jammers	NY-Penn	22-51	
	R	GCL Marlins	Gulf Coast	26-32	
2004	AAA	Albuquerque Isotopes	Pacific Coast	67-77	.454 (315-379)
	AA	Carolina Mudcats	Southern	73-68	
	A+	Jupiter Hammerheads	Florida State	64-71	
	A	Greensboro Bats	South Atlantic	50-89	
	SS	Jamestown Jammers	NY-Penn	30-45	
	R	GCL Marlins	Gulf Coast	31-29	
2005	AAA	Albuquerque Isotopes	Pacific Coast	78-66	.501 (341-339)
	AA	Carolina Mudcats	Southern	77-57	
	A+	Jupiter Hammerheads	Florida State	64-71	
	A	Greensboro Grasshoppers	South Atlantic	64-71	
	SS	Jamestown Jammers	NY-Penn	31-44	
	R	GCL Marlins	Gulf Coast	24-30	
2006	AAA	Albuquerque Isotopes	Pacific Coast	70-72	.459 (316-373)
	AA	Carolina Mudcats	Southern	61-79	
	A+	Jupiter Hammerheads	Florida State	55-80	
	A	Greensboro Grasshoppers	South Atlantic	68-69	
	SS	Jamestown Jammers	NY-Penn	33-39	
	R	GCL Marlins	Gulf Coast	29-34	
2007	AAA	Albuquerque Isotopes	Pacific Coast	72-70	.468 (323-367)
	AA	Carolina Mudcats	Southern	60-80	
	A+	Jupiter Hammerheads	Florida State	63-76	
	A	Greensboro Grasshoppers	South Atlantic	71-69	
	SS	Jamestown Jammers	NY-Penn	28-47	
	R	GCL Marlins	Gulf Coast	29-25	
2008	AAA	Albuquerque Isotopes	Pacific Coast	68-75	.530 (365-324)
	AA	Carolina Mudcats	Southern	80-60	
	A+	Jupiter Hammerheads	Florida State	74-64	
	A	Greensboro Grasshoppers	South Atlantic	66-72	
	SS	Jamestown Jammers	NY-Penn	28-47	
	R	GCL Marlins	Gulf Coast	30-24	
2009	AAA	New Orleans Zephyrs	Pacific Coast	63-80	.497 (342-348)
	AA	Jacksonville Suns	Southern	82-58	
	A+	Jupiter Hammerheads	Florida State	67-70	
	A	Greensboro Grasshoppers	South Atlantic	66-74	
	SS	Jamestown Jammers	NY-Penn	34-42	
	R	GCL Marlins	Gulf Coast	38-17	
2010	AAA	New Orleans Zephyrs	Pacific Coast	66-77	.506 (350-341)
	AA	Jacksonville Suns	Southern	81-59	
	A+	Jupiter Hammerheads	Florida State	46-92	
	A	Greensboro Grasshoppers	South Atlantic	66-74	
	SS	Jamestown Jammers	NY-Penn	43-32	
	R	GCL Marlins	Gulf Coast	37-19	
2011	AAA	New Orleans Zephyrs	Pacific Coast	69-74	.508 (351-340)
	AA	Jacksonville Suns	Southern	70-70	
	A+	Jupiter Hammerheads	Florida State	60-80	
	A	Greensboro Grasshoppers	South Atlantic	79-60	
	SS	Jamestown Jammers	NY-Penn	35-40	
	R	GCL Marlins	Gulf Coast	38-16	

YEAR-BY-YEAR ORGANIZATIONAL STANDINGS

2012	AAA	New Orleans Zephyrs	Pacific Coast	73-67	.524 (361-328)
	AA	Jacksonville Suns	Southern	70-70	
	A+	Jupiter Hammerheads	Florida State	74-62	
	A	Greensboro Grasshoppers	South Atlantic	80-59	
	SS	Jamestown Jammers	NY-Penn	35-40	
	R	GCL Marlins	Gulf Coast	29-30	
2013	AAA	New Orleans Zephyrs	Pacific Coast	72-72	.497 (342-346)
	AA	Jacksonville Suns	Southern	73-63	
	A+	Jupiter Hammerheads	Florida State	68-69	
	A	Greensboro Grasshoppers	South Atlantic	65-72	
	SS	Batavia Muckdogs	NY-Penn	39-36	
	R	GCL Marlins	Gulf Coast	25-34	
2014	AAA	New Orleans Zephyrs	Pacific Coast	70-74	.498 (347-350)
	AA	Jacksonville Suns	Southern	81-59	
	A+	Jupiter Hammerheads	Florida State	50-87	
	A	Greensboro Grasshoppers	South Atlantic	87-53	
	SS	Batavia Muckdogs	NY-Penn	34-42	
	R	GCL Marlins	Gulf Coast	25-35	
2015	AAA	New Orleans Zephyrs	Pacific Coast	58-86	.427 (297-399)
	AA	Jacksonville Suns	Southern	57-81	
	A+	Jupiter Hammerheads	Florida State	67-73	
	A	Greensboro Grasshoppers	South Atlantic	51-88	
	SS	Batavia Muckdogs	NY-Penn	31-44	
	R	GCL Marlins	Gulf Coast	33-27	
2016	AAA	New Orleans Zephyrs	Pacific Coast	69-70	.454 (311-374)
	AA	Jacksonville Suns	Southern	63-76	
	A+	Jupiter Hammerheads	Florida State	68-69	
	A	Greensboro Grasshoppers	South Atlantic	65-75	
	SS	Batavia Muckdogs	NY-Penn	22-53	
	R	GCL Marlins	Gulf Coast	24-31	
2017	AAA	New Orleans Zephyrs	Pacific Coast	55-83	.483 (328-351)
	AA	Jacksonville Suns	Southern	69-71	
	A+	Jupiter Hammerheads	Florida State	67-68	
	A	Greensboro Grasshoppers	South Atlantic	75-61	
	SS	Batavia Muckdogs	NY-Penn	30-45	
	R	GCL Marlins	Gulf Coast	32-23	
2018	AAA	New Orleans Baby Cakes	Pacific Coast	69-70	.476 (357-393)
	AA	Jacksonville Jumbo Shrimp	Southern	55-82	
	A+	Jupiter Hammerheads	Florida State	70-64	
	A	Greensboro Grasshoppers	South Atlantic	60-76	
	SS	Batavia Muckdogs	NY-Penn	36-40	
	R	GCL Marlins	Gulf Coast	25-31	
2019	R	DSL Marlins	Dominican Summer	42-30	.504 (374-368)
	AAA	New Orleans Baby Cakes	Pacific Coast	73-65	
	AA	Jacksonville Jumbo Shrimp	Southern	66-71	
	A+	Jupiter Hammerheads	Florida State	54-78	
	A	Clinton LumberKings	Midwest	78-61	
	SS	Batavia Muckdogs	NY-Penn	41-35	
	R	GCL Marlins	Gulf Coast	28-22	
	R	DSL Marlins	Dominican Summer	34-36	

FRONT OFFICE
FIELD STAFF
PLAYERS
CLUB HISTORY
POSTSEASON HISTORY
PLAYER DEVELOPMENT
OPPONENTS
GENERAL INFORMATION

FIRST-YEAR PLAYER DRAFT RECAPS

1992

1 C Charles Johnson	10 OF Chris Sheff	19 RHP John Codrington	28 RHP Ken Kendrena	37 OF Hiram Fantauzzi	46 RHP Chris Altman
2 RHP John Lynch	11 INF Tony Torres	20 RHP Rob Steinert	29 OF Anthony Bonifazio	38 C Jason Frazier	47 RHP Scott Englehart
3 RHP Rich Ireland	12 RHP Mike Venezia	21 OF Chris Clark	30 INF Mark Leber	39 C Sean Gousha	48 RHP Mitchel Bowen
4 OF Willie Brown	13 LHP Jerry Stafford	22 RHP Matt Donahue	31 OF Erick Strickland	40 LHP Bob Frazier	49 C Robert Hernandez
5 INF Alex Aranzamendi	14 RHP Jason Tidwell	23 INF Todd Priddy	32 INF Lou Lucca	41 RHP Doug Pettit	50 OF James Woods
6 RHP Pat Leahy	15 RHP Jim Patterson	24 LHP Marcus Mays	33 C Tim Lanier	42 RHP Matt Wood	
7 RHP Reynol Mendoza	16 OF Eddie Christian	25 RHP Andy Larkin	34 INF Bruce Nolte	43 RHP Greg Reeder	
8 LHP Dan Roman	17 INF Gavin Baugh	26 C Brian Loyd	35 OF Rick Freehling	44 RHP Scott Johnson	
9 OF Scott Samuels	18 C Mark Skeels	27 RHP Matt Petersen	36 OF Matt Furrey	45 RHP Dan Lyons	

1993

1 RHP Marc Valdes	17 RHP Don Matthews	33 LHP Zachary Stark	49 OF Michael Reyes	65 RHP James Gann	81 RHP Michael Logan
2 C John Roskos	18 LHP Thomas Giles	34 OF Jeffrey Lewis	50 INF Mark Creelman	66 C Todd Teeter	82 RHP Richard Bell
3 RHP Dan Ehler	19 LHP Richard Seminoff	35 OF Eric Genden	51 LHP Leslie Sean	67 C Chris Hendrix	83 RHP John Woodard
4 LHP Thomas Howard	20 LHP Bryan Ward	36 LHP Brett Ames	52 INF Ward White	68 INF Anthony Longueira	84 OF Theron Truitt
5 RHP Ernie Delgado	21 RHP Greg Mix	37 RHP Brandon Villafuerte	53 RHP Jason Russell	69 INF Larry Barnes	85 C Jerry Whaley
6 RHP Paul Thornton	22 RHP Dan Cherger	38 INF David Berg	54 OF Charles Bivens	70 LHP Brian Deskins	86 RHP Stephen Haggard
7 OF Todd Dunwoody	23 OF Ivory Jones	39 RHP James Merritt	55 RHP Diallo Banks	71 INF Cameron Jones	87 RHP Jason Mann
8 OF Billy McMillon	24 OF Ronnie Brown	40 OF Derrick Johnson	56 RHP David Harper	72 RHP Franklin Roberts	88 RHP Cabott Woods
9 INF Brady Babin	25 RHP Richard Dishman	41 INF Eric Sees	57 C Michael Myers	73 OF Brent Yarrow	89 OF Jason Dyer
10 RHP Ryan Filbeck	26 INF Matt Martinez	42 LHP Chad Phillips	58 OF Marc Lee	74 INF Brian Reid	90 RHP Tom Buckman
11 INF Damon Johnson	27 INF Andy Small	43 OF Ian Roberts	59 RHP Chad Ricketts	75 OF Eric Johnson	91 OF Shawn Summers
12 RHP Jason Fawcett	28 INF Tony Darden	44 OF Greg Hubley	60 OF Daniel Sousa	76 RHP David Bernhard	
13 OF David Jefferson	29 LHP Samuel Minyard	45 RHP Bobby Howry	61 RHP Michael Rios	77 OF Kenny Williams	
14 C Mike Sims	30 INF Justin Long	46 RHP Jon Van Zandt	62 OF Casey Baker	78 OF Allen Stalvey	
15 OF Erik Robinson	31 RHP Justin Mark	47 Voided	63 INF Chris Sauritch	79 RHP Charles Roberson	
16 INF Scott Southard	32 RHP Matthew Wells	48 RHP Josh Deakman	64 RHP Robert Cowan	80 INF Dustin Spencer	

1994

1 INF Josh Booty	14 RHP Rodney Getz	28 RHP Tim McClaskey	42 RHP Heath Askew	56 RHP Justin Fenus	70 OF Anthony Poindexter
2 INF Victor Rodriguez	15 RHP Allan Hebert	29 RHP Mark Hale	43 INF Darren Mills	57 RHP Chris Windsor	71 RHP Beau Payne
3 C Todd Cady	16 RHP Seth Etherton	30 INF Shawn O'Dell	44 RHP Aaron Cames	58 RHP Philip Henderson	72 INF Glenn Foley
4 RHP Brian Meadows	17 RHP Kenyon West	31 C Kirk Pierce	45 LHP Mike Evans	59 OF Peter Quiltnr	73 OF Hines Ward
5 LHP Chad Miles	18 RHP Jeremy Ross	32 LHP Terry Bishop	46 OF Theron Truitt	60 LHP Todd Moser	74 OF Troy Rauer
6 RHP Jason Garrelts	19 RHP Kevin Tolan	33 OF Derrick Johnson	47 RHP Randy Niles	61 LHP Ryan Roberts	75 OF Tyler Nicol
7 RHP Mike Parisi	20 OF Mark Gugino	34 INF Walter White	48 RHP Randy Shagena	62 RHP Tom Buckman	76 RHP Douglas Bossert
8 OF Ryan Jackson	21 LHP Brian Shackelford	35 RHP Chadwick Mead	49 LHP Joel Holland	63 INF Curtis Hall	77 INF Brian Benefield
9 C Hector Kuilan	22 RHP James Smith	36 RHP Ali Samadini	50 LHP Gaylon Dixon	64 OF Tim Hicks	78 C Ward White
10 OF Hayward Cook	23 INF Lionel Hastings	37 RHP Derek Santiago	51 OF Santos Cortez	65 RHP Greg McNeill	79 INF Peter Jazerinac
11 OF Abdul Cole	24 RHP Wally Maynard	38 LHP Mark Greenlee	52 LHP Scott Dewitt	66 RHP John Payne	80 RHP Michael Howes
12 LHP Jon Farmer	25 RHP Dan Vardjian	39 RHP Jay Gospodarek	53 C John Arnold	67 RHP Jonathan Moores	
13 RHP Robby Stanifer	26 OF Michael Reyes	40 RHP Jeremy Blaylock	54 OF Shane Phillips	68 RHP Josh Deakman	
14 OF José Camilo	27 C Sommer McCartney	41 OF Quincy Foster	55 RHP Chris Gorrell	69 RHP Ross Atkins	

1995

1 OF Jaime Jones	16 RHP Gabe González	31 RHP Mike Rose	46 OF Jeff Cermak	61 INF Scott Esker	76 RHP Dustin Keppen
2 INF Nate Rolison	17 INF Steve Goodell	32 RHP George Oleksik	47 RHP Rhett Ingerick	62 RHP Michael Laine	77 INF Eric Kalie
3 OF Randy Winn	18 LHP Travis Burgess	33 INF Todd Bramble	48 C Raymond Green	63 INF Druen Mahony	78 RHP Brett Schreyer
4 RHP Mike Marriott	19 LHP Michael Duvall	34 OF Kevin Green	49 RHP Rafael Riguero	64 OF Quincy Foster	79 OF Joel Saijun
5 OF Rene Rascon	20 C Mat Erwin	35 INF Jason Shanahan	50 OF William Reed	65 LHP James Nederostek	80 OF Timothy Hicks
6 LHP Michael Tejera	21 INF Joe Funaro	36 RHP Tim McClaskey	51 RHP Aaron Cames	66 C Robert Hamcock	81 RHP Shannon Carter
7 RHP Hansel Izquierdo	22 RHP Swan Austin	37 INF Brian Dallimore	52 C Scott McKee	67 INF Matthew Pidgeon	82 OF Brian Bush
8 LHP Mark Watson	23 RHP Alex Morris	38 LHP Ken Duebelbeis	53 OF Kerthatis Lovely	68 LHP Andy Bair	83 Voided
9 RHP Tony Enard	24 LHP Jim Detwiler	39 OF Dion Battee	54 RHP Howard Bell	69 RHP Jason Berry	84 INF Ryan Roberts
10 RHP Bob Pailthorpe	25 RHP Kevin Fitzmaurice	40 LHP Matt Blank	55 OF Darin Baker	70 RHP William Tull	85 INF Andrew Lecrone
11 RHP Gary Knotts	26 RHP Ryan Tack	41 OF Dwayne Neal	56 OF Carl Jones	71 OF Derek Rowen	86 OF John Schmitz
12 RHP Jonathan Widderski	27 RHP David Therneau	42 OF Letarvius Copeland	57 OF Joel Atwater	72 RHP William Boughey	87 INF Brian Haught
13 RHP Jerrod Riggan	28 INF Jorge Rodriguez	43 RHP Shannon Stephens	58 INF Richard Circuit	73 RHP Jay Gospodarek	
14 RHP David Miller	29 RHP Gary Santoro	44 INF Jason Garrett	59 LHP Mark Greenlee	74 INF Stephen Blevins	
15 RHP Rick Garcia	30 RHP Euclides Rojas	45 C Rob Hernandez	60 RHP William Fleck	75 RHP Kevin Tolan	

1996

1 OF Mark Kotsay	14 LHP Brian Tallet	27 RHP Brian Matzenbacher	40 LHP Simon Young	53 OF David White	66 INF Dustin Brissan
2 Choice to Toronto	15 RHP David Wesolowski	28 RHP Justin Linguist	41 LHP Brian Forystek	54 LHP Joseph Hart	67 RHP Juan Torres
3 Choice to Toronto	16 INF Simon Tafaya	29 INF Pete Arenas	42 INF Edwin Erickson	55 RHP Craig Lewis	68 LHP Brian Parterheimer
4 RHP Blaine Neal	17 LHP Larry Kleinz	30 INF Scott Conway	43 RHP Jimmy Frush	56 RHP Reece Borges	69 RHP Geoff Duncan
5 LHP Brent Billingsley	18 LHP Brian Farkas	31 RHP Josh Laxton	44 OF Patrick Pass	57 OF Letarvius Copeland	70 INF Joshua Hoffpauir
6 RHP David Townsend	19 RHP Shaw Casey	32 OF Alain Diaz	45 RHP Mike Rose	58 RHP Travis Johnson	71 INF Gerald Pankir
7 RHP Chris Moore	20 RHP Steve Gagliano	33 RHP Rafael Rigueiro	46 LHP Steven Merrill	59 INF Israel Pope	72 OF Dwayne Webb
8 OF Quanta Jackson	21 C Matt Braughier	34 INF Zak Ammirato	47 LHP Mike Evans	60 OF Clayton Thomas	73 INF Brian Pirazzi
9 INF Vaughn Schill	22 LHP Dan Ferrell	35 INF Justin Foerter	48 OF Harry Anderson	61 RHP Darius Gill	74 INF Matt Pidgeon
10 OF Cory Washington	23 C Stephen Morales	36 C Jay Jones	49 RHP Kevin Kurilla	62 C Charles Walter	75 INF Scott Eskra
11 LHP Travis Wyckoff	24 RHP Brad Farizo	37 C Jason Alaimo	50 OF Eric Abshor	63 OF Joel Saijun	
12 RHP Skip Browning	25 INF Jeff Venghaus	38 INF Jason Sharp	51 RHP Kevin Zaleski	64 RHP Devon Younger	
13 INF Ryan Owens	26 RHP Scott Dunn	39 RHP Jeff Bloomer	52 INF Daniel Torres	65 C Jorge Soto	

1997

1 RHP Aaron Akin	11 INF Jesus Medrano	21 RHP Eric Bernhardt	31 RHP Jason Farmer	41 RHP Billy Nofsinger	51 OF Frank Valois
2 C Jeff Bailey	12 OF Jason Walker	22 C Alex Melconian	32 RHP Bryant Hodges	42 RHP Nicholas Carlson	52 C Tim Strange
3 INF Chris Aguila	13 INF Ross Gload	23 OF Andres Torres	33 OF Ronald Dorsey	43 LHP Glen Myers	53 RHP Brian Middleton
4 C Brandon Harper	14 RHP Wes Anderson	24 C Jason Harrison	34 OF Chris Clark	44 C Esteben Elzy	54 OF Adrian Earles
5 LHP Paul Avery	15 INF Travis Bailey	25 RHP Cory Lima	35 RHP Joshua Higgins	45 RHP Jimmy Barndollar	55 RHP Nicholas Huntsman
6 OF Brain Reed	16 RHP James Shook	26 RHP Scott Henderson	36 LHP Antwoine Anderson	46 LHP Michael Wenger	56 INF William Baber
7 INF Matt Erickson	17 OF Rhod Donaldson	27 OF Matt Schnabel	37 INF Chris Louwsma	47 INF Michael Shumaker	57 RHP Michael Kalchuk
8 LHP Clifton Lee	18 RHP Drew Shields	28 RHP James McGowan	38 OF Eric Abshor	48 C Aaron Lough	58 C Carl Lafferty
9 OF Jon Heinrichs	19 RHP Robert Garvin	29 RHP Blair Fowler	39 INF Adam Spiker	49 RHP Michael Nall	
10 INF Kelley Washington	20 OF Howard Beard	30 RHP Gaige Thomas	40 IHP John Weis	50 RHP Kyle Jenkins	

1998

1 OF Chip Ambres	10 LHP Chris Heck	19 OF Wendell Anderson	28 RHP Kevin Ryan	37 RHP Eric Bernhardt	46 OF Greg Mickles
2 INF Derek Wathan	11 INF Matthew Demarco	20 LHP David Campos	29 INF Drew Niles	38 RHP Jorge Arceo	47 C Aaron Alvarez
3 INF David Callahan	12 LHP David Noyce	21 C Matthew Frick	30 INF Vincent Harrison	39 OF Jeff Wagner	48 C Rigo Orozco
4 INF Heath Honeycutt	13 RHP Paul McCurtain	22 C Michael Wright	31 OF Jon Topolski	40 C Julio Rivas	49 OF Rudy Simpson
5 OF Matt Padgett	14 RHP Eric Jupe	23 RHP Matthew Krabbe	32 INF Randy Rigsby	41 OF Bryan Lee	
6 LHP Phillip Lowery	15 INF Heath Kelly	24 INF Terrence Smalls	33 RHP Peter Kocur	42 RHP Daniel Pettit	
7 LHP Ryan Harber	16 RHP John Seaman	25 RHP Scott Murphy	34 OF Adam Bragg	43 RHP Shawn Sabo	
8 RHP Marc Sauer	17 INF Joshua Hochgesang	26 RHP Kevin Olsen	35 C John Moylan	44 INF Shawn Norris	
9 RHP Michael Trussell	18 INF Adam LaRoche	27 OF Willy Hill	36 C Chris Hलगren	45 RHP Peter Selden	

* Bold indicates player signed

FIRST-YEAR PLAYER DRAFT RECAPS

1999

1 RHP Josh Beckett	10 OF Scott Goodman	19 INF Kevin Perkins	28 LHP Matt Ward	37 RHP Derek Caraway	46 C Benjamin Vannatter
2 RHP Terence Byron	11 RHP Randy Messenger	20 RHP Shane Smuin	29 INF Matt Postell	38 OF Robert Glaser	47 OF Jacob Robertson
3 INF Joshua Wilson	12 C Angel Sánchez	21 LHP Joseph Sergeant	30 RHP Braden Bowe	39 INF Chance Scott	48 OF Quian Davis
4 C Dominic Woody	13 RHP Bryan Moore	22 OF James Close	31 C Ken Riley	40 RHP Matthew Krabbe	49 RHP John Zamora
5 LHP Nate Robertson	14 LHP Todd Moser	23 INF Jarrod Schmidt	32 RHP Dustin Griffith	41 RHP Jeff Nichols	50 OF Anthony Aceves
6 OF Charles Frazier	15 OF Larry Schell	24 LHP Bryan Morse	33 RHP Mike Flannery	42 INF David LaRoche	
7 INF Jake Laidlaw	16 RHP Jared Wykoff	25 C Dennis Anderson	34 C John Moylan	43 RHP Darin Phalines	
8 INF Kevin Hooper	17 RHP Brad Haynes	26 INF Keith Herbert	35 OF Enrique Mendieta	44 INF Alonso Gomez	
9 RHP Ben Hickman	18 RHP David Johnston	27 RHP Thomas Bell	36 OF Kevin Snowden	45 RHP John Anderson	

2000

1 INF Adrian González	9 RHP Jesse Kozlowski	17 INF Josh Willingham	25 RHP Michael McNutt	33 OF James Samolovitch	41 RHP Jared Brite
2 OF Jason Stokes	10 RHP William Clayton	18 LHP Chris Key	26 RHP Nathan Staggs	34 LHP Joey Sexton	42 INF Justin Knapp
3 LHP Robert Henkel	11 RHP Steve Sawyer	19 C Brian Rogers	27 LHP Joshua Muecke	35 RHP Justin Sherman	43 INF Steve Ramsey
4 OF Anthony Brewer	12 INF Patrick Magness	20 RHP Adam Sterrett	28 INF Patrick Roman	36 INF Erik Dean	44 INF Levi Webber
5 OF James Kavourias	13 RHP Phillip Akens	21 INF David Easterday	29 RHP Casey Hoorelbeke	37 RHP Josh Barton	45 OF/INF Jeffrey Stevens
6 OF William Smith	14 LHP Robert Jones	22 OF David Gresky	30 RHP Dustin Griffith	38 OF Anthony Aceves	
7 RHP Brandon Sloan	15 LHP Timothy Schilling	23 LHP Daniel Moore	31 RHP Jonathan Asahina	39 RHP Nathan Kopszywa	
8 RHP Matthew Massingale	16 INF Daniel Hicks	24 LHP Benjamin Birk	32 RHP Derek Mills	40 INF Christian Larsen	

2001

1 RHP Garrett Berger	10 INF Rex Rundgren	19 C William Lafferty	28 C Gooby Gerlits	37 RHP Ronnie Goodwin	46 RHP Charles Taylor
2 RHP Allen Baxter	11 RHP Nicholas Ungs	20 RHP Dane Mason	29 RHP Nicholas Pesco	38 LHP Justin Ottman	47 INF Derek Hutton
3 OF Christopher Resop	12 RHP Lance Davis	21 INF Jason Helps	30 RHP Chris Johnston	39 OF Tyson Graham	48 LHP Phillip Coke
4 LHP Tyler Lumsden	13 INF Michael Tucker	22 LHP Wes McCrotty	31 C Sergio Roman	40 INF Eric Otero	49 OF Steve Stanley
5 LHP Adam Bostick	14 C Doug Boone	23 RHP John Skinner	32 RHP Torik Harrison	41 RHP Joshua Perrault	
6 RHP Lincoln Holdzkorn	15 INF Hunter Wyant	24 INF Adam Hartig	33 RHP Stephen Thomas	42 RHP Isaac Garzo	
7 RHP Jeffrey Fulchino	16 RHP Kevin Cave	25 RHP Adam Russell	34 INF Marc Rittenhouse	43 OF Paris Dancy	
8 RHP Dustin Kopper	17 C Joshua Coffey	26 OF Francisco Blackburn	35 RHP Kevin Halamicek	44 OF Nicholas Blasi	
9 RHP Kody Naylor	18 LHP Louis Evans	27 RHP Jonathan Hunton	36 INF Kris Clute	45 OF Andrew Vansickle	

2002

1 OF Jeremy Hermida	10 1B Robert Word	19 OF Jordan Baker	28 RHP Aaron Gabriel	37 LHP Ryan Anderson	46 OF Nicholas Ewen
2 SS Robert Andino	11 C Patrick Arlis	20 RHP Jason Iehl	29 RHP Chris Gabriel	38 LHP Patrick Connell	47 OF Jacob Manning
3 RHP Trevor Hutchinson	12 RHP James DeMontel	21 LHP Waylon Byers	30 RHP Kurt Koehler	39 OF Matthew Miller	48 LHP Matthew Hayes
4 RHP Joshua Johnson	13 SS Kevin Randel	22 RHP Shaun O'Connor	31 LHP Kyle Eazor	40 C Bradley Pals	49 SS Michael Gaffney
5 C Nicholas Hundley	14 RHP Travis Chick	23 RHP Sherman Primus	32 RHP Dan Olson	41 C Robert Johnson	50 C Dustin Hughes
6 LHP Scott Olsen	15 3B Thomas Merkle	24 OF Andrew Rohleder	33 OF Joseph Apotheker	42 RHP Zachary Lerch	
7 OF Xavier Arroyo	16 RHP Christopher Goodman	25 2B Eric Orodica	34 RHP Kyle Dickson	43 C Tyler Williams	
8 RHP Ryan Warpinski	17 RHP Evan Greusel	26 LHP Micah Wright	35 LHP Gregory Goetz	44 RHP Tim Wood	
9 OF Eric Reed	18 RHP Ross Wolf	27 RHP Casey Blalock	36 RHP Neal Warchol	45 RHP Shany Carle	

2003

1 RHP Jeff Allison	10 3B Jason Restko	19 RHP Nathan Nowicki	28 LHP Gregory Bartlett	37 LHP Nicholas Lovato	46 C Angel Flores
2 RHP Logan Kensig	11 LHP Zach McCormack	20 OF Seferino Encarnacion	29 RHP Stuart Alexander	38 RHP Chris Bodishbaugh	47 RHP Chilion Stapleton
3 SS Jonathan Fulton	12 SS Joseph Mazzuca	21 OF Brandon Tripp	30 OF Ryan Bear	39 RHP Neal Warchol	48 RHP Ashkelon Stapleton
4 OF Randall Miller	13 RHP Christopher Pillsbury	22 C Ryan Blake	31 C Spencer Wyman	40 OF Geoff Rottmayer	49 RHP Kyle Dickson
5 3B Cole Seifrig	14 RHP Scott Nestor	23 LHP Anthony Watson	32 OF Kris Thedford	41 SS Randall Clay	50 SS George Otero
6 3B Lee Mitchell	15 OF Mikela Olsen	24 OF Scott Dierks	33 RHP Roy Friesen	42 OF James Adduci	
7 LHP Rob Marchbanks	16 RHP Jon Nickerson	25 LHP Alexander Hinshaw	34 RHP Antonio Orozco	43 RHP Jared Johnson	
8 C Tanner Rogers	17 RHP Kurt Koehler	26 OF Benjamin Schroeder	35 OF Justin Mattison	44 SS Benjamin Hodges	
9 RHP David Humen	18 LHP Craig Lybarger	27 OF Toddric Johnson	36 OF Rodney Rutherford	45 C Christopher Allen	

2004

1 LHP Taylor Tankersley	10 INF Brett Carroll	19 C John Wilson	28 LHP Charles Blackmon	37 INF Juan Figueroa	46 RHP Jared Johnson
2 LHP Jason Vargas	11 RHP Daniel Barone	20 RHP Rhett James	29 RHP Aaron Easton	38 OF Zachary Barrett	47 LHP Michael Mullholland
3 OF Greg Burns	12 LHP Jeffrey Gogal	21 OF Marcus Davis	30 LHP Joseph Munn	39 INF Beau McMilliam	48 RHP Brady Decker
4 OF Jamar Walton	13 INF Steve Gendron	22 RHP Chris Mobley	31 LHP Parrish Castor	40 INF Jerald Watson	49 C Chris Kirkland
5 C Bradley Davis	14 RHP Patrick Hogan	23 OF Ted Ledbetter	32 LHP Jared Petrovich	41 INF Jacob Taylor	50 RHP Dero Ramsey
6 INF Bradley McCann	15 OF Brandon Velez	24 RHP Jeffrey Lacher	33 RHP Clay Westmoreland	42 RHP Steve Santos	
7 INF Jared Gaston	16 INF Brian Cleveland	25 INF Agustín Montañez	34 RHP Jarrett Santos	43 RHP Reyes Dorado	
8 RHP Craig Moldrem	17 C Barry Gunther	26 RHP Kevin Turmail	35 RHP Drew Shetrone	44 RHP Charles Jestice	
9 OF Joseph Pietro	18 INF Nathan Messner	27 RHP Brian Hoff	36 RHP Sebastien Vendette	45 RHP Matt Bates	

2005

1 RHP Chris Volstad	6 SS James Guerrero	16 RHP Jonathan Lewis	26 RHP Scott Lindeen	36 LF Sean Boatright	46 1B Stephen Schneider
1 LHP Aaron Thompson	7 RHP Christopher LeRoux	17 RHP Zac McCamie	27 RHP Jason Jarrett	37 RF Joshua Short	47 2B Dustin Kaats
1 RHP Jacob Marceaux	8 1B Aaron Bates	18 SS Nathan Padgett	28 RF Michael Thomasson	38 LHP Steven Pujol	48 RHP Christopher Bodishbaugh
1 RHP Ryan Tucker	9 RHP James Brauer	19 LHP Adam Wood	29 LHP Jared Wesson	39 LF Jonathan Prevost	49 RHP James Wallace
1 LHP Sean West	10 3B Cody Allen	20 RHP Rafael Galbizo	30 C Christopher Haupt	40 RHP Eric Basurto	50 LF Jared Banks
2 OF Bryan Harvey	11 3B Andrew Jenkins	21 LF Collin Roberson	31 LHP Matthew Jones	41 CF Luis Ramiro	
2 C Brett Hayes	12 RHP Kyle Marlatt	22 1B Logan Morrison	32 RHP Adalberto Flores	42 C David Woods	
3 LHP Matthew Goyen	13 LF Jeffrey Van Houten	23 C Justin Webb	33 C Adam Howard	43 3B Zachary Barrett	
4 C Gabriel Sánchez	14 LHP Travis Talbott	24 LF Matthew Kutler	34 3B Adam Abraham	44 LHP Ryan Pollard	
5 RHP Kyle Winters	15 SS Paul Witt	25 RHP Blake Jones	35 C Jacob Taylor	45 RHP Brady Decker	

2006

1 RHP Brett Sinkbeil	8 SS Daniel García	17 OF David Mense	26 LHP Andy Jackson	35 C Christopher Evans	44 RHP Anthony Forrester
1s 3B Chris Coghlan	9 OF John Raynor	18 RHP Ross Liersemann	27 RHP Jeremy Hall	36 OF David Williams	45 2B Kyle Price
2 OF Thomas Hickman	10 LHP Graham Taylor	19 RHP Thomas Davis	28 LHP Kedrick Martin	37 RHP James Wallace	46 3B Mitch MacDonald
3 C Torre Langley	11 SS Osvaldo Martínez	20 OF Steven Sultzbach	29 LHP Jonathan Van Looy	38 3B Jeremie Tice	47 RHP Brooks Martin
4 OF Scott Cousins	12 RHP Bradley Stone	21 RHP Corey Madden	30 SS Quinn Harris	39 OF Brandon McDougall	48 SS Lance Hanmer
4 RHP Hector Correa	13 2B Andrew Saylor	22 LHP Kevan Kelley	31 OF William Mays	40 RHP Luis Suarez	49 OF Michael Hubbard
5 C David Hatcher	14 RHP Jay Buenté	23 LHP Rylan Hanks	32 RHP Alejandro Sanabia	41 RHP Kyle Barry	50 1B Andrew Raponi
6 SS Justin Jacobs	15 SS Guillermo Martínez	24 OF Ernesto Rivera	33 RHP Eric Basurto	42 RHP Ryan Kussmaul	
7 RHP Donald Czyz	16 3B Jacob Blackwood	25 RHP Joel Fountain	34 RHP Thomas Kelly	43 RHP William Jackel	

2007

1 3B Matt Dominguez	10 LHP Brandon Barrow	19 CF Charley Williams	28 SS Virgil Hill	37 LHP Kellen St. Luce	46 RHP John Hellweg
2 CF Michael Stanton	11 RHP Brett Durand	20 LHP Mark Lewis	29 3B Ben Lasater	38 RHP Tyler Waldron	47 C Mitchell Rider
3 C Jameson Smith	12 RHP Garrett Parcell	21 2B Ryan Curry	30 RHP Andrew J. Battisto	39 1B Richard Rossman	48 2B Jacob Elmore
4 RF Bryan Petersen	13 RHP Christopher Shafer	22 RHP Chaz Gilliam	31 RHP Justin Harper	40 LHP Michael McCravy	49 CF Kyle Rose
5 RHP Steven Cishek	14 3B Lucas Waters	23 LHP Daniel Prieto	32 C Joshua Thompson	41 RHP Skyler Crawford	50 3B Rafael Carlot
6 CF Taiwan Easterling	15 3B Ryan Anetsberger	24 LHP Kevin Hammons	33 RHP Derek Blacksher	42 C Brett Lawler	
7 RHP Andrew Paulauskas	16 RHP Adam Campbell	25 RHP Kyle Kaminska	34 RHP Stephen Flake	43 RHP Stephen Kohlscheen	
8 LHP Jay Voss	17 SS Michael Pasek	26 LF Bryan Hagerich	35 RHP Joshua Roberts	44 1B Ernie Banks	
9 CF Marcus Crockett	18 LHP Christopher Ingoglia	27 SS Ray White	36 RHP Mathew Mallory	45 C Kevin Stanley	

FIRST-YEAR PLAYER DRAFT RECAPS

2008

1 C Kyle Skipworth	10 RHP Trevor Holder	19 OF Kenneth Bass	28 OF Kevin Mattison	37 LHP Drew Clothier	46 LHP Casey Fry
2 LHP Brad Hand	11 RHP Blake Brewer	20 LHP Wade Korpi	29 INF Richard Orton	38 INF Joseph DeBernardis	47 LHP Jeffrey Urlaub
3 LHP Edgar Olmos	12 INF Michael Turner	21 INF Lonnie Lechelt	30 RHP Skyler Crawford	39 OF Michael Mahtook	48 INF Barrett Serrato
4 RHP Curtis Peterson	13 INF Daniel Pertusati	22 RHP Jared Yecker	31 INF Marvin Campbell	40 INF Trent Fuller	49 C Taylor Davis
5 RHP Peter Andreclczyk	14 RHP Bryan Evans	23 C Kondrat Thieme	32 RHP Wayman Gooch	41 OF Alan Williams	50 OF Colin Hofmann
6 RHP Graham Johnson	15 RHP Johnny Dorn	24 C Zachary Moore	33 LHP Moses Munoz	42 OF Michael Synan	
7 INF Paul Gran	16 LHP Andy Loomis	25 C Robert Taylor	34 INF Matthew Lokken	43 OF Kess Carter	
8 OF Isaac Galloway	17 INF Richard Soignier	26 INF Jason Peacock	35 OF Brian Schultz	44 INF Joel Staples	
9 LHP Daniel Jennings	18 RHP Thomas Koehler	27 RHP Elih Villanueva	36 RHP Brandon Todd	45 OF Fred Atkins	

2009

1 LHP Chad James	10 RHP Matt Montgomery	19 RHP Erick Carrillo	28 RHP Holden Sprague	37 OF Keith Glenn	46 C Nickolas Ammirati
2 RHP Bryan Berglund	11 INF Thomas Wade	20 OF James Smith	29 LHP Jared Eskew	38 LHP Kevin Johnson	47 C Cody Miller
3 OF Marquis Cooper	12 OF Kyle Jensen	21 RHP AJ Ramos	30 OF Harold Brantley	39 OF Noah Perio	48 LHP Ryan Gibson
4 RHP Daniel Mahoney	13 RHP Tyler Curtis	22 INF Terrence Dayleg	31 RHP Joseph O'Gara	40 RHP Mitchell Patito	49 LHP Alan Williams
5 INF Chase Austin	14 OF Sequoyah Stonecipher	23 RHP Thomas Peale	32 C Dallas Hord	41 INF Darnell Sweeney	50 INF Adam Kam
6 INF Dustin Dickerson	15 OF Chad Cregar	24 INF Michael Brady	33 RHP Thomas Buske	42 OF Jordan Poyer	
7 RHP Joshua Hodges	16 C David Peters	25 RHP Sean Teague	34 LHP Issac Morales	43 RHP Michael González	
8 LHP Stephen Richards	17 OF Brent Keys	26 INF Brent Weaver	35 RHP Tyler Topp	44 RHP Kenneth Giles	
9 C Jobduan Morales	18 LHP Brett Bukvich	27 INF Nathan Simon	36 RHP Kaleth Fradera	45 OF Zachary Hurley	

2010

1 OF Christian Yelich	10 INF Aaron Senne	19 INF Dallas Poulk	28 C Charles Keefer	37 RHP Christopher Squires	46 OF Daniel Johnston
2 LHP Rob Rasmussen	11 LHP Grant Dayton	20 INF Alfredo Lopez	29 INF Viosergy Rosa	38 LHP Forrest Moore	47 RHP Travis Huber
3 C Jacob Realmuto	12 OF James Wooster	21 LHP Kenneth Toves	30 LHP Zach Robertson	39 INF Sam Bates	48 LHP James Wright
4 OF Alvin Toles	13 OF Kentrell Dewitt	22 RHP Jeremy Heatley	31 OF Taiwan Easterling	40 RHP Dustin Emmons	49 RHP Cody Lavalli
5 RHP Robert Morey	14 INF Daniel Black	23 RHP Blake Treinen	32 C Edward Rodriguez	41 RHP Mitchell Maness	50 INF Daniel Carey
6 RHP Joseph Varner	15 OF Ryan Fisher	24 C Gregory Glime	33 OF D'Andre Toney	42 RHP Jonathan Crawford	
7 OF Mark Canha	16 RHP Randy LeBlanc	25 RHP Michael Ojala	34 LHP Steven Dennison	43 LHP Matthew Tracy	
8 RHP Alan Oaks	17 RHP Zachary Neal	26 INF Todd Muecklisch	35 INF Taylor Ard	44 LHP Tyler Abbott	
9 RHP Austin Brice	18 RHP Corey Goudeau	27 RHP Brandon Cunniff	36 RHP Jared Rogers	45 RHP Jeremy Weber	

2011

1 RHP José Fernández	10 RHP Scott Lyman	19 INF Connor Burke	28 RHP Benjamin Mincey	37 RHP Jacob Ehret	46 RHP Zach Cooper
2 LHP Adam Conley	11 INF Jacob Esch	20 INF Devon Reed	29 RHP Matthew Neil	38 RHP Joseph Ceja	47 C Joel Thys
3 INF Conner Barron	12 OF Ryan McIntyre	21 RHP Charles Wier	30 C José Behar	39 RHP Travis Huber	48 INF Christopher Nuñez
4 INF Tyler Palmer	13 INF Josh Adams	22 RHP Collin Cargill	31 INF Kenny Jackson	40 INF Trent Gilbert	49 RHP Connor Little
5 RHP Patrick Hope	14 RHP Nick Grim	23 RHP Tyler Higgins	32 C Sharif Othman	41 RHP Matt Anderson	50 LHP Cory Caruso
6 LHP Charlie Lowell	15 OF Jhiomara Veras	24 C Mitchell Caldwell	33 RHP James Nygren	42 LHP Jerad Grundy	
7 RHP Ryan Rieger	16 RHP Adrian Sampson	25 RHP Sean Donatello	34 OF John Schultz	43 LHP Andrew Leenhouts	
8 RHP Daniel Oliver	17 RHP Derek Varnadore	26 INF Ryan Goetz	35 RHP Johnny Mahan	44 INF Matthew LaNeve	
9 C Austin Barnes	18 LHP Greg Nappo	27 LHP Frankie Reed	36 INF Damek Tomscha	45 OF Timothy Zufall	

2012

1 LHP Andrew Heaney	8 RHP Drew Steckenrider	15 OF Cody Keefer	22 RHP Robert Ravago	29 RHP Ronald Barnes	36 RHP Kendall Graveman
2 INF Avery Romero	9 RHP Nicholas Wittgren	16 RHP Brian Ellington	23 OF Cameron Flynn	30 C David Cruz	37 OF Edward Sappell
3s OF Kolby Kopeland	10 INF Ron Miller	17 OF Christian Keene	24 INF Matt Juengel	31 INF Lucas Hunter	38 LHP Chipper Smith
4 OF Austin Dean	11 RHP Matt Milroy	18 LHP Patrick Merkling	25 RHP Dane Stone	32 RHP Ty Williams	39 C Marcus Greene
5 INF Austin Nola	12 INF Christian Rivera	19 INF Cody Gunter	26 RHP Seth Grant	33 RHP Steve Weber	40 INF Alex Polston
6 INF Anthony Gomez	13 RHP Blake Logan	20 RHP Jordan Hillyer	27 RHP Justin Jackson	34 INF Patrick Claussen	
7 RHP Ryan Newell	14 C Mike Vaughn	21 LHP Hayden Fox	28 RHP Casey McCarthy	35 OF Chad Christensen	

2013

1 INF Colin Moran	6 OF Ryan Aper	13 INF J.T. Riddle	20 INF Juan Avila	27 RHP Matt Young	34 RHP Edward Cruz
1s LHP Matthew Krook	7 INF Justin Bohn	14 INF Scott Carcise	21 LHP Sam Alvis	28 RHP Joel Effertz	35 RHP Cole Stapler
2 RHP Trevor Williams	8 INF Iramis Olivencia	15 OF Miles Williams	22 RHP Nelson Zulueta	29 INF Kevin Williams	36 RHP Chandler Eden
2s RHP Logan Suggs	9 INF Aaron Blanton	16 RHP Tyler Kinley	23 RHP John Easley	30 INF Eric Fisher	37 INF Michael Bell
3 INF Ben Deluzio	10 INF Carlos Lopez	17 RHP Scott Schultz	24 RHP Cody Harris	31 RHP Dalton Viner	38 RHP Tyler Kane
4 OF K.J. Woods	11 OF Coco Johnson	18 RHP John Garner	25 LHP Sean Townsley	32 RHP Cody Crabaugh	39 RHP Daulton Jefferies
5 C Chad Wallach	12 RHP C.J. Robinson	19 LHP Will White	26 LHP Adam Westmoreland	33 RHP Blake Douglas	40 INF Tim Richards

2014

1 RHP Tyler Kolek	6 LHP Chris Sadberry	13 RHP Jacob Smigelski	20 RHP Jordan Holloway	27 C Christopher Hoo	34 LHP Talor Lehman
CB1 C Blake Anderson	7 INF Anfernee Seymour	14 INF Zach Sullivan	21 INF D.J. King	28 INF Christian Williams	35 RHP Keith Zuniga
2 INF Justin Twine	8 OF Stone Garrett	15 RHP Connor Overton	22 INF Mitchell Robinson	29 RHP Greg Greve	36 RHP Justin Hepner
3 INF Brian Anderson	9 LHP Ben Holmes	16 LHP Scott Squier	23 RHP Steven Farnworth	30 RHP Kyle Fischer	37 RHP Chase Williams
3s LHP Michael Mader	10 LHP Dillon Peters	17 INF Eric Fisher	24 INF Ryan Cramer	31 LHP Kyle Porter	38 RHP Parker Ray
4 INF Brian Schales	11 RHP Nick White	18 C Brad Haynal	25 LHP Christian MacDonald	32 LHP Nestor Bautista	39 RHP Matt Pope
5 OF Casey Soltis	12 C Roy Morales	19 INF Frederick Davis	26 RHP Nick Williams	33 INF Austen Smith	40 OF Hunter Aguirre

2015

1 INF Josh Naylor	8 RHP Chris Paddock	15 OF Kyle Barrett	22 RHP L.J. Brewster	29 RHP Ben Meyer	36 LHP Gunnar Kines
2 LHP Brett Lilek	9 RHP Reilly Hovis	16 LHP Justin Langley	23 LHP Trevor Lacosse	30 INF Joseph Chavez	37 OF Ruben Cardenas
3 OF Isaiah White	10 RHP Kelvin Rivas	17 INF Max Whitt	24 RHP Octavio Arroyo	31 OF Griffin Conine	38 OF C.J. Newsome
4 RHP Cody Poteet	11 RHP Ryan McKay	18 RHP Kyle Keller	25 OF Alexander Fernández	32 INF Kris Goodman	39 INF Bucket Goldby
5 LHP Justin Jacome	12 OF Terry Bennett	19 RHP Curt Britt	26 RHP Obed Diaz	33 RHP Rylee MacEachern	40 C Matthew Foley
6 C Justin Cohen	13 RHP R.J. Peace	20 C Corey Dunbar	27 INF Taylor Munden	34 OF Brandon Rawe	
7 RHP Travis Neubeck	14 RHP Jordan Hillyer	21 INF Giovanni Alfonzo	28 LHP Jeff Kinley	35 OF Cameron Newell	

2016

1 LHP Braxton Garrett	9 C Jarrett Rindfleisch	16 RHP Dustin Beggs	23 RHP Hunter Wells	30 RHP Garrett Suchey	37 OF Zachary Daly
2 OF Thomas Jones	10 LHP Dylan Lee	17 RHP Brent Wheatley	24 INF Jordan Gould	31 RHP Preston Guillory	38 INF Dustin Demeter
4 OF Sean Reynolds	11 RHP Chad Smith	18 C David Gauntt	25 INF Mike Garzillo	32 RHP Chevis Hoover	39 OF Caleb Scires
5 RHP Sam Pérez	12 RHP Mike King	19 LHP Shane Sawczak	26 C Gunner Pollman	33 INF Brandon Berry	40 INF Evan Douglas
6 RHP Remy Reed	13 RHP Nick Eicholtz	20 INF Eric Gutierrez	27 RHP Parker Bugg	34 LHP Trenton Hill	
7 OF Corey Bird	14 RHP Michael Mertz	21 INF Luis Pintor	28 INF Colby Lusignan	35 INF Mathew Brooks	
8 OF Aaron Knapp	15 INF James Nelson	22 RHP Alex Mateo	29 OF Walker Olis	36 C Matthew Popowitz	

2017

1 LHP Trevor Rogers	7 LHP Sean Guenther	14 SS Demetrius Sims	21 1B Ben Fisher	28 RHP Vincenzo Aiello	35 LHP Tyler Holton
CB1 CF Brian Miller	8 C Jared Barnes	15 RHP Brady Puckett	22 C J.D. Osborne	29 RHP Henry McAree	36 RHP Josh Alberius
2 SS Joe Dunand	9 CF Cameron Baranek	16 RHP Gavin Fritz	23 3B Tyler Curtis	30 LF Michael Donadio	37 RHP Jared Price
3 2B Riley Mahan	10 3B Denis Karas	17 LHP Dylan Cyphert	24 RHP Montana Parsons	31 OF Harrison White	38 C Cody Roberts
4 RHP Colton Hock	11 LHP Dakota Bennett	18 RHP Bryce Howe	25 RHP Evan Estes	32 3B Elliott Barzilli	39 RHP Brandon Boone
5 RHP Ryan Lillie	12 RHP Josh Roberson	19 SS Micah Brown	26 LHP Gunner Leger	33 LHP Kyle Farjad	40 INF Andrew Turner
6 RHP Taylor Braley	13 C Jan Mercado	20 RHP Matt Givin	27 LHP Doug Domnarski	34 LHP Kari Craigie	

FIRST-YEAR PLAYER DRAFT RECAPS

2018

1 OF Connor Scott	7 RHP Cason Sherrod	14 RHP Eli Villalobos	21 OF Connor Grant	28 SS Gunnar Schubert	35 RHP Jackson Rose
2 SS Osiris Johnson	8 RHP Peyton Culbertson	15 RHP Zach Greene	22 OF Milton Smith Jr.	29 RHP C.J. Carter	36 RHP Riley Egloff
CB2 C Will Banfield	9 RHP Jake Walters	16 RHP Sam Bordner	23 RHP Giovanni Lopez	30 LHP Garrett McDaniels	37 RHP Robby Martin
3 OF Tristan Pompey	10 RHP Tanner Andrews	17 LHP Alex Vesia	24 RHP Nathan Alexander	31 OF Steve Scott	38 RHP Bryce Miller
4 C Nick Fortes	11 OF Davis Bradshaw	18 RHP Zach Wolf	25 SS Luke Jarvis	32 RHP Jake Norton	39 3B Andrew Turner
5 RHP Chris Vallimont	12 RHP Zack Leban	19 RHP Justin Evans	26 RHP Tyler Jones	33 SS Andrew Martinez	40 LHP Andrew Miller
6 C Cameron Barstad	13 C Keegan Fish	20 RHP Cam Baird	27 OF Harrison Dinicola	34 RHP Joe Strzelecki	

MARLINS 2019 DRAFT SELECTIONS

RD	PICK	PLAYER	POS	B/T	HT	WT	DOB	SCHOOL	HOMETOWN
1	4	JJ Bleday	OF	L/L	6-3	205	11/10/97	Vanderbilt	Panama City Beach, FL
CBA	35	Kameron Misner	OF	L/L	6-4	219	1/8/98	Missouri	Poplar Bluff, MO
2	46	Nasim Nuñez	INF	S/R	5-9	160	8/18/00	Collins Hill HS	Lawrenceville, GA
3	82	Peyton Burdick	OF	R/R	6-0	210	2/26/97	Wright State	Batavia, OH
4	111	Evan Edwards	INF	L/L	6-0	200	6/21/97	North Carolina State	Greensboro, NC
5	141	Evan Fitterer	RHP	R/R	6-3	195	6/26/00	Aliso Niguel HS	Aliso Viejo, CA
6	171	MD Johnson	RHP	R/R	6-6	185	7/7/97	Dallas Baptist	Red Oak, TX
7	201	Bryan Hoeing	RHP	R/R	6-6	225	10/19/96	Louisville	Batesville, IN
8	231	Tevin Mitchell	OF	R/R	6-1	170	5/2/97	UC Santa Barbara	Clovis, CA
9	261	Evan Brabrand	RHP	R/R	6-3	190	11/23/95	Liberty	Raleigh, NC
10	291	JD Orr	OF	L/L	5-11	185	9/11/96	Wright State	Mount Vernon, OH
11	321	Anthony Maldonado	RHP	R/R	6-4	200	2/6/98	Bethune-Cookman	West Palm Beach, FL
12	351	Chris Mokma	RHP	R/R	6-4	190	2/11/01	Holland Christian HS	Holland, MI
13	381	Zach King	LHP	L/L	6-6	212	4/30/98	Vanderbilt	Spring Hill, TN
14	411	Easton Lucas	LHP	L/L	6-4	180	9/23/96	Pepperdine	Simi Valley, CA
15	441	Javeon Cody	OF	R/R	6-3	205	7/29/99	Alvin CC	Decatur, GA
16	471	Andrew Nardi	LHP	L/L	6-2	190	8/18/98	Arizona	Simi Valley, CA
17	501	Troy Johnston	OF	L/L	5-11	205	6/22/97	Gonzaga	Puyallup, WA
18	531	Dustin Skelton	C	R/R	6-0	202	7/31/97	Mississippi State	Olive Branch, MS
19	561	Nate Rombach	C	R/R	6-4	215	11/26/00	Legacy HS	Arlington, TX
20	591	Thomas Rowan	C	R/R	6-1	200	11/08/95	UC Santa Barbara	Santa Ynez, CA
21	621	Jhonny Felix	RHP	S/R	6-1	180	9/4/98	West. Okla. State JC	Boston, MA
22	651	Codie Paiva	RHP	R/R	6-5	215	6/27/97	Loyola Marymount	Pearl City, HI
23	681	Nic Ready	INF	R/R	6-3	220	2/13/97	Air Force	Dallas, TX
24	711	Jeff Lindgren	RHP	R/R	6-1	200	9/17/96	Illinois State	Champaign, IL
25	741	Jack Strunc	INF	R/R	6-0	190	6/26/96	Creighton	Highlands Ranch, CO
26	771	Brandon McIlwain	OF	R/R	6-1	195	5/31/98	UC-Berkeley	Newton, PA
27	801	Casey Combs	C	R/R	6-2	195	7/29/96	East Texas Baptist	Southlake, TX
28	831	Lorenzo Hampton	OF	R/R	6-5	225	8/8/97	Florida International	Miami Lakes, FL
29	861	John Baker	RHP	R/R	6-3	207	2/23/98	Ball State	Hartland, MI
30	891	Joey Steele	RHP	R/R	6-2	195	11/15/95	San Francisco	San Marino, CA
31	921	Parker Noland	INF	L/R	6-1	195	3/23/01	Farragut HS	Knoxville, TN
32	951	Josh Simpson	LHP	L/L	6-2	190	8/19/97	Columbia	Stafford, CT
33	981	Zachary Owings	INF	L/R	6-1	195	12/17/97	Eastern Michigan	Saline, MI
34	1011	Brock Love	RHP	R/R	6-1	210	10/15/96	Alabama	Gadsden, AL
35	1041	Torin Montgomery	INF	R/R	6-3	225	5/2/01	Lake Washington HS	Kirkland, WA
36	1071	Julian Infante	INF	R/R	6-3	210	9/24/96	Vanderbilt	Miami, FL
37	1101	Tyler Causey	INF	L/R	6-6	205	4/5/01	Nation Ford HS	Fort Mill, SC
38	1131	Tyresse Turner	INF	S/R	5-9	160	1/5/00	Gahr HS	La Palma, CA
39	1161	Evan Justice	LHP	L/L	6-4	190	7/7/98	North Carolina State	Richmond, VA
40	1191	Kade Mechals	RHP	R/R	5-11	180	10/28/97	Grand Canyon	McMinnville, OR

* Bold indicates player signed

2019 MINOR LEAGUE RECAP

- Marlins Minor League affiliates finished 374-368, marking the first winning season since 2012. The 374 wins were the second-most in franchise history, bested only by 383 in 2001.
- The Rookie-level GCL Marlins, Short-Season A Batavia Muckdogs, and Single-A Clinton LumberKings all won their divisions and made the playoffs. Three 2019 draftees went to Clinton, 19 went to Batavia, and 19 went to the GCL Marlins.
- The Batavia Muckdogs had their first winning season since 2012, finishing atop the Stedler Division and made the playoffs for the first time since becoming a Marlins affiliate in 2010. They reached the New York-Penn League semifinals before losing to Lowell.
- The GCL Marlins were leading their division at the end of the regular season, but the GCL playoffs were canceled due to the threat of Hurricane Dorian.
- Clinton went 33-36 (.478) with a run differential of just +1 (272-271) in the first half, then posted a 45-25 (.643) record in the second half to storm into the playoffs, where the LumberKings won the Western Division pennant but lost the Midwest League Championship Series to South Bend.
- Fourth-round Draft pick INF Evan Edwards, third-rounder OF Peyton Burdick, and CBA OF Kameron Misner all helped lead the charge for Clinton's impressive second half. Burdick (59) and Edwards (48) ranked 1-2 in the Midwest League in RBI in the second half, with Burdick posting the highest second-half total in the league since 2014.
- The seven position players that Miami drafted in the first 10 rounds combined to bat .280 with 244 runs scored, 69 doubles, 10 triples, 25 home runs, 199 RBI, 203 walks, 84 steals, and a .384 OBP. The 15 pitchers (1 UDFA) added to the ranks combined to go 20-11 with a 2.36 ERA (309.1 ip/81 er) in their debut seasons, with 27 saves, 107 walks (3.1 per 9.0), 343 strikeouts (10.0 per 9.0), a 1.00 WHIP, and a .216 average against. They allowed just 10 home runs.

MIAMI MARLINS 2020 PLAYER DEVELOPMENT ROSTER

NAME	POS	HT	WT	B/T	BIRTHPLACE	SCHOOL	ACQUIRED	SIGNED BY
Aiello, Vincenzo	RHP	6-3	220	R/R	Staten Island, NY	University of Oklahoma	2017 Draft, 28th Round	Brian Kraft
Alcala, Elkin	RHP	5-11	175	R/R	Cartagena, COL	-	International FA (10/11/15)	Albert González and Alvaro Julio
Alegre, Delvis	RHP	6-2	180	R/R	San Francisco de Macoris, DR	-	International FA (7/2/17)	Albert González and Sandy Nin
Alexander, Nathan	RHP	6-4	185	R/R	Lake Jackson, TX	University of Texas-SA	2018 Draft, 24th Round	Ryan Wardinsky
Alonso, Lazaro	INF	6-3	220	L/R	Pinar del Rio, CUB	-	International FA (9/5/16)	Albert González and Marc Lippman
Andrews, Tanner	RHP	6-3	220	R/R	Rochester, IN	Purdue (IN)	2018 Draft, 10th Round	Eric Brock
Arcaya, Luis	C	6-1	170	R/R	Maracaibo, VEN	-	International FA (7/2/15)	Wilmer Castillo and Albert González
Banfield, Will	C	6-0	200	R/R	Lawrenceville, GA	Brookwood HS (GA)	2018 Draft, CB Round B	Christian Castorri
Bargallo, Sandro	LHP	6-1	185	L/L	Contramaestre, CUB	-	International FA (5/1/19)	
Barstad, Cameron	C	6-0	160	L/R	Redwood City, CA	Junipero Serra HS (CA)	2018 Draft, 6th Round	John Hughes
Bazan, Jose	RHP	6-1	150	R/R	Panama City, Panama	-	International FA (7/2/19)	
Beggs, Dustin	RHP	6-3	180	R/R	Colorado Springs, CO	University of Kentucky	2016 Draft, 16th Round	Alex Smith
Bennett, Dakota	LHP	6-2	160	S/L	Sheffield, AL	Brewer HS (AL)	2017 Draft, 11th Round	Christian Castorri
Bird, Corey	OF	6-1	185	L/L	Charleston, WV	Marshall University	2016 Draft, 7th Round	Alex Smith
Bleday, JJ	OF	6-3	205	L/L	Panama City Beach, FL	Vanderbilt	2019 Draft, 1st Round (4th)	-----
Bordner, Sam	RHP	6-5	228	R/R	Columbus, OH	Louisville	2018 Draft, 16th Round	Alex Smith
Brabrand, Evan	RHP	6-3	190	R/R	Raleigh, NC	Liberty	2019 Draft, 9th Round	-----
Bradshaw, Davis	OF	6-3	175	L/R	McLaurin, MS	Meridian CC (MS)	2018 Draft, 11th Round	Mark Willoughby
Braley, Taylor	RHP	5-11	140	R/R	Hattiesburg, MS	Univ. of Southern Mississippi	2017 Draft, 6th Round	Mark Willoughby
Brigman, Bryson	INF	5-11	180	R/R	San Jose, CA	San Diego	Trade-Seattle (7/31/18)	Gary Patchett (SEA)
Brito, Raul	RHP	6-1	180	R/R	Licey, DR	-	International FA (7/22/16)	Albert González and Sandy Nin
Bugg, Parker	RHP	6-6	210	R/R	Louisville, KY	Louisiana State Univ.	2016 Draft, 27th Round	Mark Willoughby
Burdick, Peyton	OF	6-0	210	R/R	Batavia, OH	Wright State	2019 Draft, 3rd Round	-----
Caba, Juan	LHP	6-2	155	L/L	La Vega, DR	-	International FA (9/5/19)	-----
Caballero, Jorge	OF	6-1	170	R/R	Caracas, VEN	-	International FA (7/2/16)	Wilmer Castillo and Albert González
Cabrera, Freilin	INF	5-9	186	R/R	San Cristobal, DR	-	International FA (8/19/19)	-----
Campos, Brhayan	C	6-1	185	R/R	Barquisimeto, VEN	-	International FA (4/26/17)	Wilmer Castillo and Albert González
Campos, Raul	INF	5-10	175	R/R	Havana, CUB	-	International FA (7/2/18)	Fernando Seguinol and Sandy Nin
Carter, CJ	RHP	6-0	165	R/R	Atlanta, GA	Troy	2018 Draft, 29th Round	Christian Castorri
Castano, Daniel	LHP	6-4	230	L/L	Orlando, FL	Baylor	Trade-St. Louis (12/14/17)	-----
Castro, Samuel	INF	5-10	160	S/R	Boca Chica, DR	-	International FA (7/4/14)	A. González, A. Martinez, and S. Nin
Chinchilla, Jonathan	C	5-11	160	R/R	Maracaibo, VEN	-	International FA (7/2/17)	W. Castillo, A. González, and R. Ordoñez
Cody, Javeon	OF	6-3	205	R/R	Decatur, GA	Alvin CC	2019 Draft, 15th Round	-----
Combs, Casey	C	6-2	195	R/R	Southlake, TX	East Texas Baptist	2019 Draft, 27th Round	-----
Culbertson, Peyton	RHP	6-1	220	R/R	Collierville, TN	Arkansas State	2018 Draft, 8th Round	Brian Kraft
Cumana, Arquimedes	C	6-3	175	R/R	Puerto La Cruz, VEN	-	International FA (7/2/16)	Wilmer Castillo and Albert González
De La Rosa, Wander	RHP	6-0	160	R/R	Santiago, DR	-	International FA (7/21/19)	-----
De Leon, Isaac	INF	6-2	170	R/R	Santo Domingo, DR	-	International FA (7/2/18)	Domingo Ortega
Devers, José	INF	6-0	155	L/R	Samana, DR	-	Trade-NY Yankees (12/11/17)	Donny Rowland (NYY)
Doble, Mario	RHP	6-1	195	R/R	Santo Domingo, DR	-	International FA (2/23/19)	
Dunand, Joe	INF	6-2	205	R/R	Miami, FL	North Carolina State Univ.	2017 Draft, 2nd Round	Blake Newsome
Edwards, Evan	INF	6-0	200	L/L	Greensboro, NC	North Carolina State Univ.	2019 Draft, 4th Round	-----
Encarnacion, Breidy	RHP	6-4	185	R/R	Tamayo, DR	-	International FA (7/6/18)	Fernando Seguinol and Sandy Nin
Encarnacion, Jerar	OF	6-5	219	R/R	Bayaguana, DR	-	International FA (9/8/15)	Albert González and Sandy Nin
Espinal, Walner	INF	6-0	170	R/R	Santiago, DR	-	International FA (10/8/16)	Albert González and Sandy Nin
Evans, Justin	RHP	6-0	175	R/R	Kennesaw, GA	Columbus State	2018 Draft, 19th Round	Christian Castorri
Fish, Keegan	C	5-11	190	S/R	Liberty Township, OH	Lakota West HS (OH)	2018 Draft, 13th Round	Alex Smith
Fitterer, Evan	RHP	6-3	195	R/R	Aliso Viejo, CA	Aliso Niguel HS	2019 Draft, 5th Round	-----
Fortes, Nick	C	6-0	210	R/R	DeLand, FL	Mississippi	2018 Draft, 4th Round	Mark Willoughby
Frias, Julio	LHP	6-2	160	L/L	Boca Chica, DR	-	International FA (7/4/14)	A. González, A. Martinez, and S. Nin
Galindez, Jeremy	RHP	6-1	170	R/R	Caracas, VEN	-	International FA (7/2/16)	Wilmer Castillo and Albert González
García, Pablo	C	5-10	170	S/R	Santo Domingo, DR	-	International FA (7/13/13)	A. González, S. Nin, and D. Ortega
Garrett, Braxton	LHP	6-3	190	L/L	Foley, AL	Florence HS (AL)	2016 Draft, 1st Round (7th)	Mark Willoughby
Garrett, Stone	OF	6-2	195	R/R	Sugar Land, TX	George Ranch HS (TX)	2014 Draft, 8th Round	Ryan Wardinsky
Givin, Matthew	RHP	6-3	180	R/R	Castle Pines, CO	Rock Canyon HS (CO)	2017 Draft, 20th Round	Scott Stanley
Gonzalez, Luis	LHP	6-2	200	L/L	Santiago de Cuba, CUB	-	International FA (6/5/19)	
Guaimaro, Albert	C	6-0	180	R/R	Barlovento, VEN	-	International FA (7/7/16)	Wilmer Castillo and Albert González
Guenther, Sean	LHP	5-11	194	L/L	Atlanta, GA	Notre Dame	2017 Draft, 7th Round	Luis Cordoba and Albert González
Guerrero, Alberto	RHP	6-3	192	R/R	Pacora, PAN	-	International FA (7/3/14)	Luis Cordoba and Albert González
Hampton Jr., Lorenzo	OF	6-5	225	R/R	Miami Lakes, FL	Florida International	2019 Draft, 28th Round	-----
Hidalgo, Renny	OF	5-9	165	R/R	Houston, TX	-	International FA (7/2/19)	-----
Hock, Colton	RHP	6-4	220	R/R	Bloomsburg, PA	Stanford University	2017 Draft, 4th Round	John Hughes
Hoeing, Bryan	RHP	6-6	225	R/R	Batesville, IN	Louisville	2019 Draft, 7th Round	-----
Hollins, Bubba	INF	6-1	200	R/R	Orchard Park, NY	St. Bonaventure Univ.	Non-Drafted FA (8/3/17)	Brett West
Infante, Julian	INF	6-3	210	R/R	Miami, FL	Vanderbilt	2019 Draft, 36th Round	-----
Jimenez, Yeuris	RHP	6-3	185	R/R	Santiago, DR	-	International FA (7/2/17)	Albert González and Sandy Nin
Johnson, MD	RHP	6-6	185	R/R	Red Oak, TX	Dallas Baptist	2019 Draft, 6th Round	-----
Johnson, Osiris	INF	6-0	181	R/R	Alameda, CA	Encinal HS	2018 Draft, 2nd Round	John Hughes
Johnston, Troy	OF	5-11	205	L/L	Puyallup, WA	Gonzaga	2019 Draft, 17th Round	-----
Jones, Thomas	OF	6-4	195	R/R	Laurens, SC	Laurens HS (SC)	2016 Draft, 3rd Round	Blake Newsome
Jones, Tyler	RHP	6-3	200	R/R	Hays, KS	Wichita State	2018 Draft, 26th Round	Brian Kraft
King, Zach	LHP	6-6	212	L/L	Spring Hill, TN	Vanderbilt	2019 Draft, 13th Round	-----

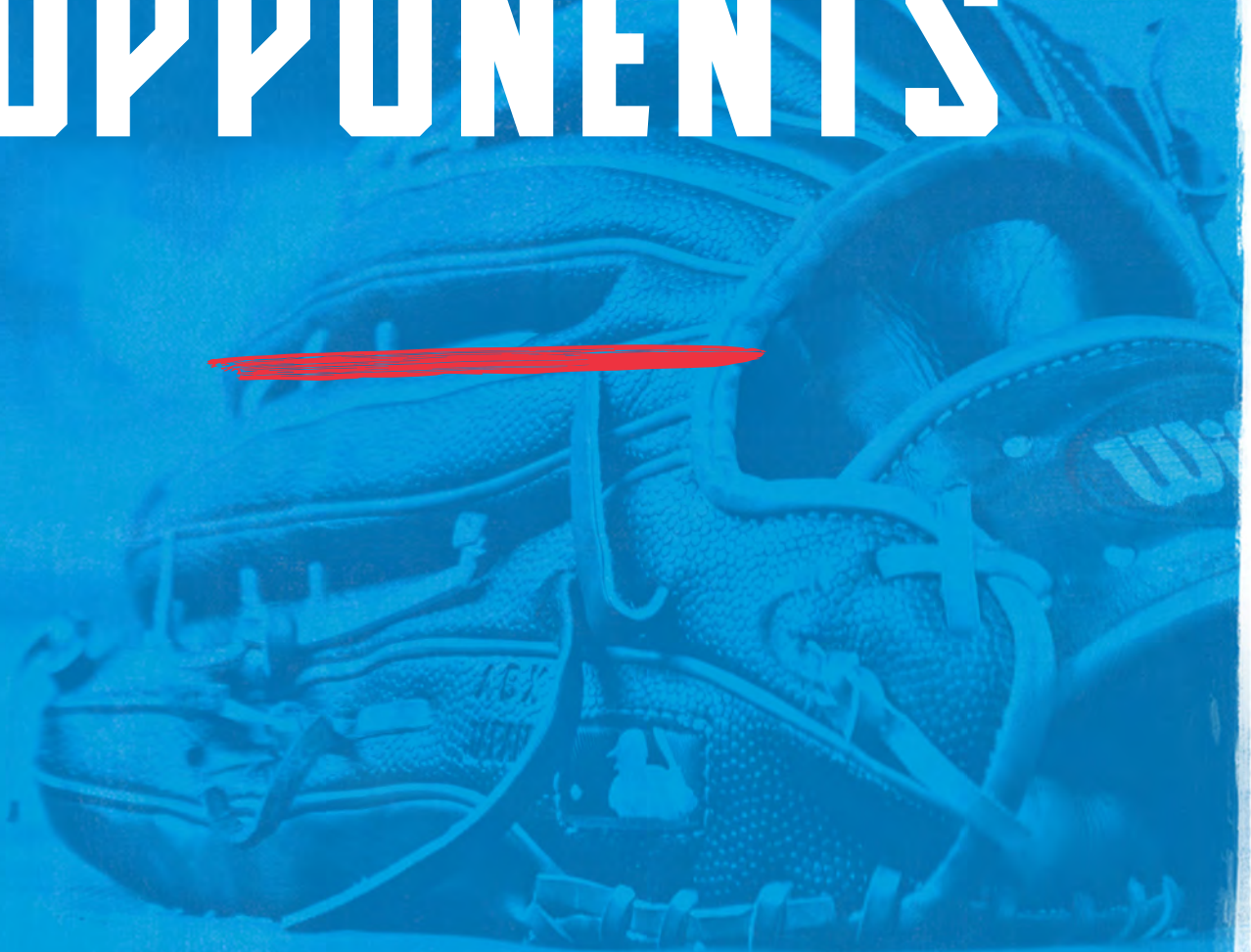
MIAMI MARLINS 2020 PLAYER DEVELOPMENT ROSTER

NAME	POS	HT	WT	B/T	BIRTHPLACE	SCHOOL	ACQUIRED	SIGNED BY
Kolek, Tyler	RHP	6-5	260	R/R	Shepherd, TX	Shepherd HS (TX)	2014 Draft, 1st Round (2nd)	Ryan Wardinsky
Lara, Yereimin	RHP	6-1	160	R/R	Santo Domingo Centro, DR	-	International FA (9/8/15)	Albert González and Sandy Nin
Leach, Kale	RHP	6-4	240	R/R	Elk Grove, CA	CSU Monterey Bay	Non-Drafted FA (6/26/19)	-----
Leban, Zack	RHP	6-3	245	R/R	Bellevue, WA	Kansas	2018 Draft, 12th Round	Brian Kraft
Lebron, Omar	OF	6-0	175	L/L	Santo Domingo, DR	-	International FA (7/2/16)	Albert González and Sandy Nin
Leon, Ene	C	5-10	170	R/R	Moron, VEN	-	International FA (7/2/18)	Fernando Seguignol and Sandy Nin
Leon, Maycold	LHP	6-1	160	L/L	Caracas, VEN	-	International FA (7/5/18)	Fernando Seguignol and Wilmer Castillo
Lewis, Ian	INF	5-10	150	S/R	Nassau, BS	-	International FA (7/2/19)	-----
Lindgren, Jeff	RHP	6-1	200	R/R	Champaign, IL	Illinois State	2019 Draft, 24th Round	-----
Lopez, Luis	RHP	6-3	185	R/R	Las Tablas, PAN	-	International FA (7/2/18)	Fernando Seguignol and Luis Cordoba
Mahan, Riley	INF	6-3	185	L/R	Milford, OH	University of Kentucky	2017 Draft, 3rd Round	Alex Smith
Mahoney, Kolton	RHP	6-1	195	R/R	Ogden, UT	Brigham Young Univ.	MLB FA (5/30/17)	(NYY)
Maldonado, Anthony	RHP	6-4	200	R/R	West Palm Beach, FL	Bethune-Cookman	2019 Draft, 11th Round	-----
Marinez, Ynmanol	INF	6-0	170	R/R	Nizao, DR	-	International FA (7/2/17)	Albert González
Martínez, Edgar	RHP	6-1	170	R/R	Bajos De Haina, DR	-	International FA (7/20/16)	A. González, S. Nin, and D. Ortega
Martínez, Leudy	RHP	6-2	180	R/R	Santo Domingo, DR	-	International FA (7/2/16)	A. González, S. Nin, and D. Ortega
Mateo, Alejandro	RHP	6-2	200	R/R	Hialeah, FL	Nova Southeastern Univ.	2016 Draft, 22nd Round	Adrian Puig
McKenna, Brian	RHP	6-0	202	R/R	New York, NY	Post University	MLB FA (7/22/19)	-----
Medina, Manuel	LHP	5-10	140	L/L	Ciudad Ojeda, VEN	-	International FA (5/14/19)	-----
Melenciano, Jhonny	OF	6-0	155	L/R	San Cristobal, DR	-	International FA (7/2/18)	Fernando Seguignol and Sandy Nin
Mendez, Josan	RHP	6-2	180	R/R	Guayabai, DR	-	International FA (7/2/17)	Albert González
Mercado, Jan	C	6-1	185	R/R	Aibonito, PR	PR Baseball Acedemy	2017 Draft, 13th Round	Adrian Puig
Mercedes, Jorge	RHP	6-3	185	R/R	Duverge, DR	-	International FA (7/2/18)	Fernando Seguignol
Mesa Jr., Víctor	OF	5-11	175	S/R	Havana, CUB	-	International FA (10/22/18)	Fernando Seguignol
Millan, Cristian	RHP	6-1	160	R/R	Cumana, VEN	-	International FA (7/2/19)	-----
Millan, J.C.	UTIL	6-0	185	R/R	Havana, CUB	Broward College (FL)	Non-Drafted FA (7/7/16)	Adrian Puig
Miller, Andrew	LHP	6-3	195	L/L	Stratford, NJ	Kentucky	2018 Draft, 40th Round	Alex Smith
Mills, McKenzie	LHP	6-4	205	L/L	Marietta, GA	Sprayberry HS	Trade-Philadelphia (8/10/18)	Eric Robinson (WSH)
Misner, Kameron	OF	6-4	219	L/L	Poplar Bluff, MO	Missouri	2019 Draft, CB Round A	-----
Mitchell, Tevin	OF	6-1	170	R/R	Clovis, CA	UC Santa Barbara	2019 Draft, 8th Round	-----
Mitzel, Tyler	RHP	6-4	210	R/R	Sioux Falls, SD	Augustana Univerity	MLB FA (6/1/18)	-
Mojica, Luis	RHP	6-1	190	R/R	Miches, DR	-	International FA (7/4/14)	A. González, A. Martínez, and S. Nin
Mokma, Chris	RHP	6-4	190	R/R	Holland, MI	Holland Christian HS	2019 Draft, 12th Round	-----
Montero, Alvaro	INF	5-11	155	L/R	Bani, DR	-	International FA (5/17/17)	A. González, S. Nin, and D. Ortega
Nardi, Andrew	LHP	6-2	190	L/L	Simi Valley, CA	Arizona	2019 Draft, 16th Round	-----
Núñez, Nasim	INF	5-9	160	S/R	Lawrenceville, GA	Collins Hill HS	2019 Draft, 2nd Round	-----
Orr, JD	OF	5-11	185	L/L	Mount Vernon, OH	Wright State	2019 Draft, 10th Round	-----
Osborne, J.D.	C	6-1	215	R/R	Whitby, ON, Canada	University of Tampa	2017 Draft, 22nd Round	Donovan O'Dowd
Osorio, Jhonaiker	C	6-0	160	L/R	Caracas, VEN	-	International FA (7/7/17)	Wilmer Castillo and Albert González
Owings, Zachary	INF	6-1	195	L/R	Saline, MI	Eastern Michigan	2019 Draft, 33rd Round	-----
Paiva, Codie	RHP	6-5	215	R/R	Pearl City, HI	Loyola Marymount	2019 Draft, 22nd Round	-----
Palacios, Luis	LHP	6-2	160	L/L	Cagua, VEN	-	International FA (7/2/16)	Wilmer Castillo and Albert González
Paulino, Daniel	OF	6-1	155	R/R	Nizao, DR	-	International FA (10/8/16)	Albert González and Sandy Nin
Paulino, Jandel	OF	6-1	175	R/R	Nizao, DR	-	International FA (7/3/17)	A. González, S. Nin, and D. Ortega
Paulino, Ronard	RHP	6-5	185	R/R	Montecristi, DR	-	International FA (10/4/19)	-----
Peace, RJ	RHP	6-2	175	R/R	San Diego, CA	Serrano High School (CA)	2015 Draft, 13th Round	John Hughes
Perez, Eury	RHP	6-5	155	R/R	Santiago, DR	-	International FA (7/2/19)	-----
Perez, Ivan	LHP	6-6	200	L/L	Santiago, DR	-	International FA (2/23/19)	-----
Pollman, Gunner	C	6-2	210	R/R	West Linn, OR	Sacramento State	2016 Draft, 26th Round	John Hughes
Pompey, Tristan	OF	6-4	200	R/R	New Westminster, BC, CAN	University of Kentucky	2018 Draft, 3rd Round	Alex Smith
Poteet, Cody	RHP	6-1	190	R/R	San Diego, CA	University of California-LA	2015 Draft, 4th Round	Robby Corsaro
Puckett, Brady	RHP	6-8	220	R/R	Murfreesboro, TN	Lipscomb University	2017 Draft, 15th Round	Eric Brock
Puentes, Zaquiel	RHP	6-1	160	R/R	Maracaibo, VEN	-	International FA (7/2/17)	Wilmer Castillo and Albert González
Quinonez, Yoilan	RHP	6-4	200	R/R	San Felipe, VEN	-	International FA (4/26/17)	Wilmer Castillo and Albert González
Ramirez, Guillermo	RHP	6-2	180	R/R	Azua, DR	-	International FA (2/23/19)	-----
Ready, Nic	INF	6-3	220	R/R	Dallas, TX	Air Force	2019 Draft, 23rd Round	-----
Reed, Remey	RHP	6-5	230	R/R	Plano, TX	Oklahoma State University	2016 Draft, 6th Round	Brian Kraft
Reyes, Jean	RHP	5-11	165	R/R	San Felix, VEN	-	International FA (7/2/19)	-----
Reynolds, Sean	INF	6-7	237	L/R	Redondo Beach, CA	Redondo Union HS (CA)	2016 Draft, 4th Round	Tim McDonnell
Rivera, Marcos	INF	6-1	160	R/R	Bani, DR	-	International FA (8/7/14)	Albert González and Sandy Nin
Roberson, Josh	RHP	6-3	175	R/R	Winston-Salem, NC	UNC-Wilmington	2017 Draft, 12th Round	Blake Newsome
Rodriguez, Christopher	INF	6-2	190	R/R	La Romana, DR	-	International FA (6/2/16)	Albert González and Sandy Nin
Rodriguez, Cristhian	INF	6-1	160	L/R	San Felix, VEN	-	International FA (7/2/18)	-----
Rodriguez, Eliezer	LHP	6-1	160	L/L	Santo Domingo, DR	-	International FA (11/4/16)	Albert González and Sandy Nin
Rodriguez, Manuel	LHP	6-2	160	L/L	El Tigre, Anzoategui, VEN	-	International FA (9/9/13)	W. Castillo, E. Fuentes, A. González
Rodriguez, Miguel	INF	6-0	160	R/R	Santo Domingo, DR	-	International FA (7/2/19)	-----
Roeder, Joshua	RHP	6-0	175	R/R	Piano, TX	University of Nebraska	2015 Draft, 21st Round	(NYY)
Rogers, Trevor	LHP	6-6	185	L/L	Carlsbad, NM	Carlsbad High School	2017 Draft, 1st Round	Scott Stanley
Roman, Ricardo	OF	6-1	190	R/R	Puerto Plata, DR	-	International FA (7/1/19)	Fernando Seguignol
Rosario, Dalvy	INF	6-0	160	R/R	Peravia, DR	-	International FA (7/23/16)	Albert González and Sandy Nin
Rose, Jackson	RHP	6-2	185	R/R	Omaha, NE	University of Minnesota	2018 Draft, 35th Round	Nick Zumsande
Rowan, Thomas	C	6-1	200	R/R	Santa Ynez, CA	UC Santa Barbara	2019 Draft, 20th Round	-----

MIAMI MARLINS 2020 PLAYER DEVELOPMENT ROSTER									
NAME	POS	HT	WT	B/T	BIRTHPLACE	SCHOOL	ACQUIRED	SIGNED BY	
Ruiz, Germain	OF	6-3	155	R/R	Colon, PAN	-	International FA (7/2/19)	-----	
Salas, Jose	INF	6-1	150	S/R	Kissimmee, FL	-	International FA (7/2/19)	-----	
Sánchez, Edgar	RHP	6-1	190	R/R	Santo Domingo, DR	-	International FA (2/10/17)	A. González, S. Nin, and D. Ortega	
Sánchez, Jesus	RHP	5-11	150	R/R	Chepo, PAN	-	International FA (7/17/15)	Luis Cordoba and Albert González	
Sanchez, Junior	INF	6-0	160	L/R	Santo Domingo, DR	-	International FA (7/2/19)	-----	
Sánchez, Yoelvis	OF	6-1	190	L/L	Sanchez, DR	-	International FA (7/2/18)	Fernando Seguinol and Sandy Nin	
Sanoja, Javier	INF	5-9	150	R/R	Maracay, VEN	-	International FA (7/2/19)	-----	
Scott, Connor	OF	6-4	180	L/L	Tampa, FL	Plant High School (Tampa)	2018 Draft, 1st Round	Donovan O'Dowd	
Schubert, Gunnar	INF	5-11	205	R/R	Auburn, WA	Gonzaga University	2018 Draft, 28th Round	Gabe Sandy	
Sherrrod, Cason	RHP	6-4	215	R/R	Dallas, TX	Texas A&M University	2018 Draft, 7th Round	Ryan Wardinsky	
Simpson, Josh	LHP	6-2	190	L/L	Stafford, CT	Columbia	2019 Draft, 32nd Round	-----	
Sims, Demetrius	INF	6-2	200	R/R	Ann Arbor, MI	Bethune-Cookman University	2017 Draft, 14th Round	Donovan O'Dowd	
Skelton, Dustin	C	6-0	202	R/R	Olive Branch, MS	Mississippi State	2019 Draft, 18th Round	-----	
Smith, Chad	RHP	6-4	200	R/R	McCalla, AL	University of Mississippi	2016 Draft, 11th Round	Mark Willoughby	
Smith, Milton	OF	5-10	165	L/L	Starkville, MS	Meridian Community College	2018 Draft, 22nd Round	Mark Willoughby	
Soriano, George	RHP	6-2	170	R/R	San Pedro De Macoris, DR	-	International FA (8/19/15)	A. González, A. Martinez, and S. Nin	
Sosa, Maicol	OF	6-2	185	R/R	San Pedro De Macoris, DR	-	International FA (10/9/16)	A. González, A. Martinez, and S. Nin	
Steele, Joey	RHP	6-2	195	R/R	San Marino, CA	San Francisco	2019 Draft, 30th Round	-----	
Stevens, Tyler	RHP	6-0	215	R/R	Alamosa, CO	University of New Mexico	Trade with LA-AL (11/21/18)	Chad Hermansen (LAA)	
Stewart, Will	LHP	6-2	175	L/L	Huntsville, AL	Hazel Green High School	Trade with PHI (2/7/19)	-----	
Strunc, Jack	INF	6-0	190	R/R	Highlands Ranch, CO	Creighton	2019 Draft, 25th Round	-----	
Strzelecki, Joe	RHP	6-4	220	R/R	Long Island, NY	Nova Southeastern Univ. (FL)	2018 Draft, 28th Round	Adrian Puig	
Surriel, Edison	LHP	5-10	160	L/L	Santo Domingo, DR	-	International FA (7/9/15)	Albert González and Sandy Nin	
Tejeda, Luis	RHP	6-0	180	R/R	San Jose de Ocoa, DR	-	International FA (5/1/19)	-----	
Torres, Chris	INF	5-11	170	S/R	Santiago, DR	-	Trade with SEA (12/7/17)	Tim Missiner, Eddy Toledo, and Kelvin Dominguez (SEA)	
Twine, Justin	INF	5-11	205	R/R	Fall City, TX	Fall City High School	2014 Draft, 2nd Round	Ryan Wardinsky	
Valencio, Henry	RHP	6-1	170	R/R	San Pedro De Macoris, DR	-	International FA (10/8/16)	A. González, A. Martinez, and S. Nin	
Valera, Frank	RHP	6-3	210	R/R	San Pedro De Macoris, DR	-	International FA (7/3/17)	A. González, A. Martinez, and S. Nin	
Vasquez, Jeremias	RHP	6-3	205	R/R	Cotui, DR	-	International FA (7/26/18)	Fernando Seguinol and Sandy Nin	
Vegas, Derek	C	6-2	175	R/R	Villa De Cura, VEN	-	MiLB FA (11/2/18)	Fernando Seguinol and Henry Sandoval	
Vesia, Alexander	LHP	6-2	195	L/L	Alpine, CA	Cal State East Bay	2018 Draft, 17th Round	John Hughes	
Villalobos, Eli	RHP	6-4	195	R/R	La Habra, CA	Long Beach State	2018 Draft, 18th Round	Scott Goldby	
Villalobos, Jonaiker	LHP	6-0	160	L/L	El Paraiso, VEN	-	International FA (7/11/2015)	Wilmer Castillo and Albert González	
Vizcaino, Luis	RHP	6-3	195	R/R			International FA (7/29/19)	-----	
Walters, Jake	RHP	6-0	190	R/R	Fort Wayne, IN	University of Alabama	2018 Draft, 9th Round	Mark Willoughby	
Wolf, Zach	RHP	5-8	175	R/R	Dana Hills, CA	Seattle University	2018 Draft, 18th Round	Gabe Sandy	



OPPONENTS



Arizona Diamondbacks - Chase Field (Opened 1998 - 48,686)**NL West - 2019 Finish: 85-77 (2nd)****Manager: Torey Lovullo (4th Season)**

All-Time Series	68-88
2019 Season Series	4-3
Current Season-Series Streak	W1 (1-0-0)
All-Time Winning Streak	6 (2x); last, 7/21/15 - 6/10/16
All-Time Losing Streak	8; 5/20/98 - 8/26/99
By Venue	
Home	41-40
Road	27-48
Sun Life Stadium	26-15
Marlins Park	15-15
Chase Field	27-48
Two-Game Sweeps	0-1
D-backs on Road	1 (May 20-21, 1998)
Three-Game Sweeps	3-5
Marlins at Home	3 (last, May 3-5, 2016)
D-backs at Home	4 (last, June 1-3, 2018)
D-backs on Road	1 (August 24-26, 1999)
Four-Game Sweeps	0-2
D-backs at Home	1 (July 23-26, 2007)
D-backs on Road	1 (May 18-21, 2015)
Game Miscellaneous	
Most Runs Scored	14 (2x); last, 7/9/09
Most Runs Allowed	15 (2x); last, 5/30/11
Largest Margin of Victory	9 (4x); last, 8/20/12
Largest Margin of Defeat	11 (2x); last, 5/30/11

Atlanta Braves - SunTrust Park (Opened 2017 - 41,149)**NL East - 2019 Finish: 97-65 (1st)****Manager: Brian Snitker (5th Season)**

All-Time Series	183-269
2019 Season Series	4-15
Current Season-Series Streak	L5 (0-5-0)
All-Time Winning Streak	7; 8/9 - 9/27/15
All-Time Losing Streak	11; 7/15/94 - 8/15/95
By Venue	
Home	100-124
Road	83-145
Sun Life Stadium	75-75
Marlins Park	25-49
Fulton County Stadium	8-17
Turner Field	68-106
Fort Bragg Field	1-0
SunTrust Park	6-22
Two-Game Sweeps	2-4
Marlins on Road	2 (last, May 13-14, 1997)
Braves at Home	2 (last, July 30-31, 2018)
Braves on Road	2 (last, May 6-7, 2009)
Three-Game Sweeps	7-19
Marlins at Home	5 (last, Sept. 25-27, 2015)
Marlins on Road	2 (last, August 31 - Sept. 2, 2015)
Braves at Home	8 (last, August 20-22, 2019)
Braves on Road	11 (last, June 7-9, 2019)
Four-Game Sweeps	0-2
Braves at Home	2 (last, August 13-15, 2018)
Game Miscellaneous	
Most Runs Scored	20; 7/1/03
Most Runs Allowed	20; 10/5/01
Largest Margin of Victory	19; 7/1/03
Largest Margin of Defeat	18; 10/3/99

Chicago Cubs - Wrigley Field (Opened 1914 - 41,160)**NL Central - 2019 Finish: 84-78 (3rd)****Manager: David Ross (1st Season)**

All-Time Series	98-108
2019 Season Series	1-6
Current Season-Series Streak	L6 (0-6-1)
All-Time Winning Streak	10; 4/26/06 - 9/27/07
All-Time Losing Streak	6 (3x); last, 5/7/18 - 4/17/19
By Venue	
Home	50-50
Road	48-58
Sun Life Stadium	36-36
Marlins Park	14-14
Wrigley Field	48-58
Two-Game Sweeps	2-2
Marlins at Home	1 (August 19-20, 1997)
Marlins on Road	1 (April 8-10, 1997)
Cubs on Road	2 (last, May 18-19, 2011)
Three-Game Sweeps	6-9
Marlins at Home	5 (last, April 17-19, 2012)
Marlins on Road	1 (May 28-30, 2007)
Cubs at Home	5 (last, May 7-9, 2018)
Cubs on Road	4 (last, April 15-17, 2019)
Game Miscellaneous	
Most Runs Scored	15; 6/15/05
Most Runs Allowed	16; 7/20/03
Largest Margin of Victory	11; 8/26/97
Largest Margin of Defeat	14 (2x); last, 6/14/05

Cincinnati Reds - Great American Ball Park (Opened 2003 - 42,271)**NL Central - 2019 Finish: 75-87 (4th)****Manager: David Bell (2nd Season)**

All-Time Series	92-117
2019 Season Series	1-6
Current Season-Series Streak	L1 (0-1-0)
All-Time Winning Streak	6; 7/11/15 - 8/15/16
All-Time Losing Streak	9; 5/13 - 8/30/98
By Venue	
Home	51-52
Road	41-65
Sun Life Stadium	35-39
Marlins Park	16-13
Riverfront Stadium	19-32
Great American Ball Park	22-33
One-Game Sweeps	0-1
Reds at Home	1 (Sept. 22, 2008)
Two-Game Sweeps	1-1
Marlins at Home	1 (May 27-28, 1996)
Reds at Home	1 (May 13-14, 1998)
Three-Game Sweeps	4-10
Marlins at Home	2 (last, July 8-10, 2016)
Marlins on Road	2 (last, May 23-25, 2003)
Reds at Home	5 (last, April 9-11, 2019)
Reds on Road	5 (last, May 14-16, 2013)
Four-Game Sweeps	0-2
Reds at Home	2 (last, Sept. 10-13, 1999)
Game Miscellaneous	
Most Runs Scored	16; 6/23/95
Most Runs Allowed	22; 8/31/96
Largest Margin of Victory	12; 6/23/95
Largest Margin of Defeat	14 (2x); last, 4/9/19

Colorado Rockies - Coors Field (Opened 1995 - 50,144)
NL West - 2019 Finish: 71-91 (4th)
Manager: Bud Black (4th Season)

All-Time Series	111-100
2019 Season Series	2-5
Current Season-Series Streak	L1 (0-1-0)
All-Time Winning Streak	7; 4/28/04 - 5/7/05
All-Time Losing Streak	8; 4/28/98 - 6/20/99
By Venue	
Home	68-38
Road	43-62
Sun Life Stadium	49-29
Marlins Park	19-9
Mile High Stadium	6-6
Coors Field	37-56
One-Game Sweeps	1-0
Marlins on Road	1 (April 26, 2005)
Two-Game Sweeps	1-2
Marlins at Home	1 (April 27-28, 1994)
Rockies at Home	2 (last, August 8, 2005)
Three-Game Sweeps	6-7
Marlins at Home	5 (last, August 11-13, 2017)
Marlins on Road	1 (June 2-4, 2006)
Rockies at Home	6 (last, August 16-18, 2019)
Rockies on Road	1 (April 28-30, 2006)
Four-Game Sweeps	1-1
Marlins at Home	1 (May 9-12, 1996)
Rockies at Home	1 (Sept. 7-10, 1998)
Game Miscellaneous	
Most Runs Scored	17 (2x); last, 7/4/08
Most Runs Allowed	18; 7/4/08
Largest Margin of Victory	17; 9/17/95
Largest Margin of Defeat	13; 9/16/07

Milwaukee Brewers - Miller Park (Opened 2001 - 41,900)
NL Central - 2019 Finish: 89-73 (2nd - NL Wild Card)
Manager: Craig Counsell (6th Season)

All-Time Series	73-81
2019 Season Series	2-5
Current Season-Series Streak	L3 (0-3-0)
All-Time Winning Streak	9; 8/25/05 - 4/9/07
All-Time Losing Streak	12; 4/3/98 - 5/5/99
By Venue	
Home	40-37
Road	33-44
Sun Life Stadium	30-24
Marlins Park	10-13
County Stadium	3-6
Miller Park	30-38
Two-Game Sweeps	0-1
Brewers on Road	1 (July 20-21, 1998)
Three-Game Sweeps	4-5
Marlins at Home	3 (last, May 6-8, 2008)
Marlins on Road	1 (Sept. 1-3, 2006)
Brewers at Home	4 (last, July 19-21, 2013)
Brewers on Road	1 (May 3-5, 1999)
Four-Game Sweeps	1-4
Marlins at Home	1 (August 25-28, 2006)
Brewers at Home	1 (April 19-22, 2018)
Brewers on Road	3 (last, Sept. 9-12, 2019)
Game Miscellaneous	
Most Runs Scored	16; 6/4/19
Most Runs Allowed	14; 5/1/16
Largest Margin of Victory	16; 6/4/19
Largest Margin of Defeat	9 (4x); last, 4/19/18

Los Angeles Dodgers - Dodger Stadium (Opened 1962 - 56,000)
NL West - 2019 Finish: 106-56 (1st)
Manager: Dave Roberts (5th Season)

All-Time Series	91-110
2019 Season Series	1-5
Current Season-Series Streak	L1 (0-1-0)
All-Time Winning Streak	5; 4/25 - 9/9/16
All-Time Losing Streak	6 (3x); last, 5/17/18 - 8/14/19
By Venue	
Home	47-55
Road	44-55
Sun Life Stadium	37-40
Marlins Park	10-15
Dodger Stadium	44-55
Two-Game Sweeps	1-2
Marlins at Home	1 (July 16-17, 1997)
Dodgers on Road	2 (last, August 20-21, 1998)
Three-Game Sweeps	3-7
Marlins at Home	3 (Sept. 6-8, 1999)
Dodgers at Home	3 (last, July 19-21, 2019)
Dodgers on Road	4 (last, July 14-16, 2017)
Four-Game Sweeps	1-0
Marlins on Road	1 (April 25-28, 2016)
Game Miscellaneous	
Most Runs Scored	15; 8/16/06
Most Runs Allowed	15; 8/13/19
Largest Margin of Victory	11; 8/16/06
Largest Margin of Defeat	14; 8/13/19

New York Mets - Citi Field (Opened 2009 - 41,922)
NL East - 2019 Finish: 86-76 (3rd)
Manager: Carlos Beltrán (1st Season)

All-Time Series	212-240
2019 Season Series	6-13
Current Season-Series Streak	L2 (0-2-0)
All-Time Winning Streak	10; 7/10 - 9/8/04
All-Time Losing Streak	7 (2x); last, 9/29/18 - 5/11/19
By Venue	
Home	111-113
Road	101-127
Sun Life Stadium	72-74
Hiram Bithorn Stadium (P.R.)	2-1
Marlins Park	37-38
Shea Stadium	58-67
Citi Field	43-60
One-Game Sweeps	2-0
Marlins on Road	2 (last, July 18, 2011)
Two-Game Sweeps	4-5
Marlins at Home	1 (Sept. 21-22, 2010)
Marlins on Road	3 (last, June 8-9, 2013)
Mets at Home	3 (last, May 10-11, 2019)
Mets on Road	2 (last, April 18-19, 2007)
Three-Game Sweeps	9-12
Marlins at Home	7 (last, May 17-19, 2019)
Marlins on Road	2 (last, Sept. 8-10, 2009)
Mets at Home	6 (last, July 11-13, 2014)
Mets on Road	6 (last, April 1-3, 2019)
Four-Game Sweeps	2-2
Marlins at Home	1 (May 13-16, 2010)
Marlins on Road	1 (August 30 - Sept. 2, 2004)
Mets at Home	2 (last, August 5-7, 2019)
Game Miscellaneous	
Most Runs Scored	16; 9/11/06
Most Runs Allowed	17; 7/8/06
Largest Margin of Victory	13; 8/8/12
Largest Margin of Defeat	14; 7/8/06 (Gm. 2)

Philadelphia Phillies - Citizens Bank Park (Opened 2004 - 43,651)

NL East - 2019 Finish: 81-81 (4th)

Manager: Joe Girardi (1st Season)

All-Time Series	205-249
2019 Season Series	10-9
Current Season-Series Streak	W1 (1-0-0)
All-Time Winning Streak	9; 9/23/03 - 4/22/04
All-Time Losing Streak	7 (3x); last, 5/21 - 9/17/13
By Venue	
Home	118-108
Road	87-141
Sun Life Stadium	78-74
Marlins Park	40-34
Veterans Stadium	26-51
Citizens Bank Park	61-90
One-Game Sweeps	1-0
Marlins on Road	1 (August 26, 2011)
Two-Game Sweeps	2-5
Marlins at Home	1 (April 15-16, 1998)
Marlins on Road	1 (June 4-5, 2002)
Phillies at Home	4 (last, April 26-27, 2017)
Phillies on Road	1 (May 1-2, 2006)
Three-Game Sweeps	10-17
Marlins at Home	6 (last, May 29-31, 2017)
Marlins on Road	4 (last, June 21-23, 2019)
Phillies at Home	9 (last, Sept. 12-14, 2017)
Phillies on Road	8 (last, Sept. 13-15, 2010)
Four-Game Sweeps	1-2
Marlins at Home	1 (July 26-29, 2004)
Phillies at Home	2 (last, August 2-5, 2018)
Five-Game Sweeps	0-1
Phillies at Home	1 (June 28 - July 1, 2001)
Game Miscellaneous	
Most Runs Scored	19; 8/23/19
Most Runs Allowed	20; 4/7/18
Largest Margin of Victory	13; 7/31/06
Largest Margin of Defeat	19; 4/7/18

St. Louis Cardinals - Busch Stadium (Opened 2006 - 44,494)

NL Central - 2019 Finish: 91-71 (1st)

Manager: Mike Shildt (3rd Season)

All-Time Series	81-118
2019 Season Series	3-4
Current Season-Series Streak	L2 (0-2-1)
All-Time Winning Streak	6; 7/9/95 - 5/14/96
All-Time Losing Streak	8; 5/5/11 - 6/26/12
By Venue	
Home	36-62
Road	45-56
Sun Life Stadium	27-45
Marlins Park	9-17
Busch Stadium (Old)	25-32
Busch Stadium (New)	20-24
One-Game Sweeps	1-1
Marlins at Home	1 (Sept. 20, 2010)
Cardinals on Road	1 (April 4, 2012)
Two-Game Sweeps	1-1
Marlins on Road	1 (August 25-26, 2010)
Cardinals at Home	1 (April 30 - May 1, 1997)
Three-Game Sweeps	2-8
Marlins at Home	1 (July 28-30, 1995)
Marlins on Road	1 (August 27-29, 1996)
Cardinals at Home	3 (last, July 5-7, 2013)
Cardinals on Road	5 (last, May 8-10, 2017)
Four-Game Sweeps	0-1
Cardinals on Road	1 (August 4-7, 2011)
Game Miscellaneous	
Most Runs Scored	13; 6/15/94
Most Runs Allowed	16; 8/5/93
Largest Margin of Victory	11; 7/30/16
Largest Margin of Defeat	10 (3x); last, 9/2/98

Pittsburgh Pirates - PNC Park (Opened 2001 - 38,747)

NL Central - 2019 Finish: 69-93 (5th)

Manager: Derek Shelton (1st Season)

All-Time Series	93-107
2019 Season Series	3-3
Current Season-Series Streak	L2 (0-2-1)
All-Time Winning Streak	8; 10/2/10 - 9/11/11
All-Time Losing Streak	7 (2x); last, 7/7/04 - 6/1/05
By Venue	
Home	55-43
Road	38-64
Sun Life Stadium	44-29
Marlins Park	11-14
Three Rivers Stadium	15-28
PNC Park	23-36
Two-Game Sweeps	1-2
Marlins at Home	1 (Sept. 4-6, 1995)
Pirates at Home	2 (last, Sept. 7-8, 2018)
Three-Game Sweeps	6-8
Marlins at Home	2 (last, April 19-21, 2011)
Marlins on Road	4 (last, August 19-21, 2016)
Pirates at Home	7 (last, August 6-8, 2013)
Pirates on Road	1 (Sept. 14-16, 1993)
Four-Game Sweeps	1-1
Marlins at Home	1 (June 10-13, 1993)
Pirates at Home	1 (June 9-11, 1994)
Five-Game Sweeps	0-1
Pirates at Home	1 (August 18-21, 1995)
Game Miscellaneous	
Most Runs Scored	13; 9/9/11
Most Runs Allowed	13 (2x); last, 8/18/95
Largest Margin of Victory	10 (2x); last, 9/8/02
Largest Margin of Defeat	11 (2x); last, 6/14/19

San Diego Padres - Petco Park (Opened 2004 - 40,209)

NL West - 2019 Finish: 70-92 (5th)

Manager: Jayce Tingler (1st Season)

All-Time Series	95-102
2019 Season Series	4-2
Current Season-Series Streak	W1 (1-0-0)
All-Time Winning Streak	7; 4/9/94 - 7/4/95
All-Time Losing Streak	8; 8/1/10 - 8/21/11
By Venue	
Home	50-53
Road	45-49
Sun Life Stadium	35-43
Marlins Park	15-10
Qualcomm Stadium	20-21
Petco Park	25-28
Two-Game Sweeps	1-2
Marlins at Home	1 (April 28-29, 1997)
Padres at Home	1 (Sept. 9-10, 1997)
Padres on Road	1 (April 22-23, 1996)
Three-Game Sweeps	7-5
Marlins at Home	4 (last, August 25-27, 2017)
Marlins on Road	3 (last, May 4-6, 2012)
Padres at Home	2 (last, May 6-8, 2013)
Padres on Road	3 (last, July 19-21, 2011)
Four-Game Sweeps	0-1
Padres at Home	1 (August 18-21, 2011)
Game Miscellaneous	
Most Runs Scored	15; 4/9/94
Most Runs Allowed	20; 7/27/96
Largest Margin of Victory	14; 4/9/94
Largest Margin of Defeat	16; 8/23/02

San Francisco Giants - Oracle Park (Opened 2000 - 41,915)
NL West - 2019 Finish: 77-85 (3rd)
Manager: Gabe Kapler (1st Season)

All-Time Series	88-112
2019 Season Series	3-3
Current Season-Series Streak	W2 (2-0-1)
All-Time Winning Streak	5; 7/29/10 - 8/12/11
All-Time Losing Streak	10; 5/4/98 - 4/19/99
By Venue	
Home	46-53
Road	42-59
Sun Life Stadium	31-42
Marlins Park	15-11
3Com Park	11-25
Oracle Park	31-34
Two-Game Sweeps	0-1
Giants on Road	1 (April 25-26, 2000)
Three-Game Sweeps	7-9
Marlins at Home	4 (last, August 25-27, 2017)
Marlins on Road	3 (last, May 4-6, 2012)
Giants at Home	5 (last, August 14-16, 2001)
Giants on Road	4 (last, May 4-6, 2010)
Four-Game Sweeps	0-1
Giants at Home	1 (August 17-20, 2007)
Game Miscellaneous	
Most Runs Scored	16; 7/23/05
Most Runs Allowed	14 (4x); last, 8/16/13
Largest Margin of Victory	12; 7/23/05
Largest Margin of Defeat	12; 6/5/06

Houston Astros - Minute Maid Park (Opened 2000 - 41,168)
AL West - 2019 Finish: 107-55 (1st, AL Pennant)
Manager: A.J. Hinch (6th Season)

All-Time Series	78-82
2017 Season Series	0-3
Current Season-Series Streak	L1 (0-1-0)
All-Time Winning Streak	6; 7/15/96 - 9/27/96
All-Time Losing Streak	7; 5/29/93 - 9/25/93
By Venue	
Home	48-33
Road	30-49
Sun Life Stadium	46-29
Marlins Park	2-4
Astrodome	11-25
Minute Maid Park	19-24
Two-Game Sweeps	1-3
Marlins at Home	1 (August 4-5, 1997)
Astros at Home	2 (last, April 16-17, 2007)
Astros on Road	1 (May 1-2, 1999)
Three-Game Sweeps	4-5
Marlins at Home	3 (last, September 16-18, 2008)
Marlins on Road	1 (April 18-20, 2014)
Astros at Home	2 (last, September 16-18, 2008)
Astros on Road	1 (June 25-27, 2014)
Four-Game Sweeps	2-0
Marlins at Home	2 (last, June 7-10, 2011)
Game Miscellaneous	
Most Runs Scored	15; 7/15/14
Most Runs Allowed	14; 8/12/08
Largest Margin of Victory	12; 9/17/08
Largest Margin of Defeat	12; 7/15/06

Washington Nationals - Nationals Park (Opened 2008 - 41,313)
NL East - 2019 Finish: 93-69 (2nd, World Series Champions)
Manager: Dave Martinez (3rd Season)

All-Time Series	223-226
2019 Season Series	4-15
Current Season-Series Streak	L7 (0-7-0)
All-Time Winning Streak	10; 9/24/08 - 7/1/09
All-Time Losing Streak	14; 8/9/17 - 7/7/18
By Venue	
Home	121-104
Road	102-122
Sun Life Stadium	87-64
Marlins Park	34-40
Olympic Stadium	39-40
Hiram Bithorn Stadium (P.R.)	5-1
RFK Stadium	12-15
U.S. Cellular Field*	2-0
Nationals Park	45-57
*Home Team	
One-Game Sweeps	0-1
Nationals at Home	1 (May 22, 1995)
Two-Game Sweeps	6-2
Marlins at Home	2 (last, July 21-22, 2003)
Marlins on Road	4 (last, May 26-28, 2014)
Nationals at Home	1 (April 20-21, 2012)
Nationals on Road	1 (July 30-31, 2004)
Three-Game Sweeps	17-20
Marlins at Home	8 (last, April 24-26, 2015)
Marlins on Road	9 (last, July 26-28, 2011)
Nationals at Home	13 (last, August 30 - Sept. 1, 2019)
Nationals on Road	7 (last, June 25-27, 2019)
Four-Game Sweeps	1-1
Marlins at Home	1 (August 29 - Sept. 1, 2003)
Nationals on Road	1 (Sept. 18-21, 2014)
Game Miscellaneous	
Most Runs Scored	18; 7/5/06
Most Runs Allowed	18; 7/7/18
Largest Margin of Victory	11 (3x); last, 8/19/18
Largest Margin of Defeat	14; 7/7/18

Los Angeles Angels - Angel Stadium (Opened 1966 - 45,517)
AL West - 2019 Finish: 72-90 (4th)
Manager: Joe Maddon (1st Season)

All-Time Series	6-9
2017 Season Series	2-1
Current Season-Series Streak	W1 (1-0-1)
All-Time Winning Streak	None
All-Time Losing Streak	4 (6/7/03 - 6/19/05)
By Venue	
Home	4-5
Road	2-4
Sun Life Stadium	3-4
Marlins Park	2-1
Angel Stadium	2-4
No Sweeps in Series History	
Game Miscellaneous	
Most Runs Scored	9; 5/28/17
Most Runs Allowed	9; 6/7/03
Largest Margin of Victory	7; 5/28/17
Largest Margin of Defeat	7; 6/7/03

Oakland Athletics - RingCentral Coliseum (Opened 1966 - 46,847)**AL West - 2019 Finish: 97-65 (2nd, Wild Card)****Manager: Bob Melvin (10th Season)**

All-Time Series	8-8
2017 Season Series	3-1
Current Season-Series Streak	W1 (1-0-0)
All-Time Winning Streak	2 (2x); last 6/13/17 - 6/14/17
All-Time Losing Streak	3; 6/27/14 - 6/29/14
By Venue	
Home	4-4
Road	4-4
Sun Life Stadium	2-1
Marlins Park	2-3
RingCentral Coliseum	4-4
Two-Game Sweeps	1-0
Marlins at Home	1 (June 13-14, 2017)
Three-Game Sweeps	0-1
Athletics at Home	1 (June 27-29, 2014)
Game Miscellaneous	
Most Runs Scored	13; 6/3/03
Most Runs Allowed	9 (2x); last 5/23/17
Largest Margin of Victory	11; 6/3/03
Largest Margin of Defeat	6; 6/22/08

Seattle Mariners - T-Mobile Park (Opened 1999 - 47,929)**AL West - 2019 Finish: 68-94 (5th)****Manager: Scott Servais (5th Season)**

All-Time Series	8-7
2017 Season Series	1-2
Current Season-Series Streak	L1 (0-1-0)
All-Time Winning Streak	3; 4/18/14 - 4/20/14
All-Time Losing Streak	None
By Venue	
Home	4-2
Road	4-5
Sun Life Stadium	2-7
Marlins Park	3-0
T-Mobile Park	4-5
Three-Game Sweeps	1-0
Marlins at Home	1 (April 18-20, 2014)
Game Miscellaneous	
Most Runs Scored	8 (2x); last, 4/18/14
Most Runs Allowed	10; 4/19/17
Largest Margin of Victory	7; 4/19/14
Largest Margin of Defeat	8; 6/09/05

Tampa Bay Rays - Tropicana Field (Opened in 1990 - 31,042)**AL East - 2019 Finish: 96-66 (2nd, Wild Card)****Manager: Kevin Cash (5th Season)**

All-Time Series	56-61
2019 Season Series	0-4
Current Season-Series Streak	L2 (0-2-0)
All-Time Winning Streak	7; 7/4/04 - 6/26/05
All-Time Losing Streak	8; 5/22/18 - 6/15/18
By Venue	
Home	31-29
Road	25-32
Sun Life Stadium	25-16
Marlins Park	6-13
Tropicana Field	25-32
Two-Game Sweeps	4-5
Marlins at Home	3 (last, May 25-26, 2016)
Marlins on Road	1 (June 4-5, 2014)
Rays on Road	1 (May 20-21, 1998)
Three-Game Sweeps	6-6
Marlins at Home	3 (last, May 20-22, 2005)
Marlins on Road	3 (last, May 18-20, 2007)
Rays at Home	4 (last, September 29-October 1, 2015)
Rays on Road	2 (June 8-10, 2012)
Game Miscellaneous	
Most Runs Scored	14 (2x); last, 6/11/10
Most Runs Allowed	15 (2x); last, 5/22/09
Largest Margin of Victory	11; 6/16/01
Largest Margin of Defeat	13; 5/22/09

Texas Rangers - Globe Life Field (Opened 2020 - 40,000)**AL West - 2019 Finish: 78-84 (3rd)****Manager: Chris Woodward (2nd Season)**

All-Time Series	10-12
2017 Season Series	2-1
Current Season-Series Streak	W1 (1-0-0)
All-Time Winning Streak	3; 7/2/11 - 6/10/14
All-Time Losing Streak	5; 6/12/05 - 7/1/11
By Venue	
Home	3-8
Road	7-4
Sun Life Stadium	2-7
Marlins Park	1-1
Globe Life Park in Arlington	7-4
Three-Game Sweeps	0-2
Rangers at Home	1 (June 18-20, 2004)
Rangers on Road	1 (June 15-17, 2010)
Game Miscellaneous	
Most Runs Scored	22; 7/26/17
Most Runs Allowed	15; 7/1/11
Largest Margin of Victory	12; 7/26/17
Largest Margin of Defeat	11; 6/14/03



GENERAL INFORMATION



MEDIA INFORMATION

MARLINS MEDIA GUIDE

A digital copy of the Marlins' 2020 media guide is available for download at mlbpressbox.com.

MEDIA PARKING

Media parking is available at any of the four garages and 4 parking lots at Marlins Park. Media can guarantee on-site parking and a \$5 discount on weekend games by pre-purchasing at Marlins.com/Parking. These general parking prepaid passes are valid at any of the on-site parking garages and lots. The First Base Garage is the closest to the Media Entrance and also has expanded hours convenient for media arrival (5 a.m. to midnight for 12:10 p.m. and 1:10 p.m. games and 7 a.m. to midnight for all other games times). Media members who have not bought parking in advance of arriving to the ballpark may use the Pay by Phone APP, subject to availability of parking spaces, when they arrive.

MEDIA ENTRANCE

All media entering the ballpark prior to four (4) hours before first pitch must use the Media Entrance doors on the West Plaza. The perimeter of Marlins Park is secured four (4) hours prior to first pitch, at which time media must pass through the perimeter at Gate 8 (located on southwest corner of ballpark at NW 4th Street) before proceeding to the regular Media Entrance on the West Plaza. All credential distribution takes place inside the West Plaza media entrance.

PRESS BOX

Seating for the traveling media party is located in the second row, middle section of the press box. We can provide Ethernet cords for internet access are available upon request for those media members that do not have wireless capability. If needed, please see any member of the Marlins communications department for an Ethernet cord.

VISITING CLUBHOUSE

The visiting dugout/clubhouse is located on the first base line. To get to the visiting clubhouse from the Media Entrance on the ground level, go through the double-doors in front of the media elevator and go right. The entrance will be down the first hall on the left.

MANAGER AVAILABILITY

Marlins Manager Don Mattingly is available daily in the home dugout when the Marlins take the field for stretch, which is approximately three hours prior to scheduled first pitch. For 1:10 p.m. games, he will be available in the home dugout at approximately 11 a.m.

CREDENTIAL REQUESTS

Please send any credential requests to Maria Armella (marmella@marlins.com).

BALLPARK TOURS

If interested in a tour of Marlins Park, please send request to Jon Erik Alvarez (jalvarez@marlins.com).

MARLINS COMMUNICATIONS CONTACT INFO

Jason Latimer – 305 812-3654 (jlatimer@marlins.com)
 Joe Vieira – 305 528-5908 (jvieira@marlins.com)
 Daniel Kurish – 480 385-8880 (dkurish@marlins.com)
 Luis Dorante – 954 913-6168 (ldorante@marlins.com)
 Jon Erik Alvarez – 305 281-8559 (jalvarez@marlins.com)
 Maria Armella – 305 804-7689 (marmella@marlins.com)

BATTING PRACTICE TIMES

7:10 Start

Marlins: 4:20–5:20
 Visitor: 5:20–6:05

6:10 Start

Marlins: 3:20–4:20
 Visitor: 4:20–5:05

3:10 Start

Marlins: 12:20–1:20
 Visitor: 1:20–2:05

12:10 Start

Marlins: 9:20–10:20
 Visitor: 10:20–11:05

6:40 Start

Marlins: 3:30–4:30
 Visitor: 4:30–5:15

4:10 Start

Marlins: 1:20–2:20
 Visitor: 2:20–3:05

1:10 Start

Marlins: 10:20–11:20
 Visitor: 11:20–12:05

RIDESHARE PICKUP/DROP OFF

East lot 1: Located on the corner of NW 6th Street and NW 14th Avenue.

Taxi Stand: Located on the corner of NW 6th Street and NW 16th Avenue. Call 305 444-444/305 888-8888.

TOWING/JUMP START INFORMATION

Roadway Towing & Transportation will be on site to provide complimentary jump starts and lock-out service (1) hour prior to the first pitch and two (2) hours after the end of the game. Towing service is also available. Their telephone number is 305 593-1919.

ATM LOCATIONS

For Guests' convenience, Ocean Bank Automated Teller Machines (ATMs) can be found in the following locations:

West Plaza: Inside New Era Team Store
 Third Base Entrance: Inside the entrance lobby
 Promenade Level: Sections 3, 15 and 25
 Legends Level: Sections 204 and 227
 Vista Level: Section 318

IMPORTANT MEDIA NUMBERS

Taxi Services

Miami: 305-444-4444
 Fort Lauderdale: 954-777-7777

Rental Car Information

Alamo: 305-633-6076
 Budget: 305-871-2722
 Enterprise: 855-266-9289
 Hertz: 954-760-4719
 Dollar: 305-887-6000

Airline Information

American: 800-433-7300
 Delta: 800-221-1212
 Jet Blue: 800-538-2583
 Southwest: 800-435-9792
 United: 800-523-3273

Airports

Miami International: 305-876-7000
 – 5 miles from Marlins Park
 Fort Lauderdale: 866-435-9355
 – 24.5 miles from Marlins Park

GUÍA DE MEDIOS DE LOS MARLINS

Una copia digital de la guía de medios de 2020 de los Marlins está disponible para descargar en mlbpressbox.com.

ESTACIONAMIENTO PARA LA PRENSA

El estacionamiento de medios está disponible en cualquiera de los cuatro garajes y 4 estacionamientos en Marlins Park. Los medios de comunicación pueden garantizar el estacionamiento y un descuento de \$5 en los juegos de fin de semana mediante la compra previa en Marlins.com/Parking. Estos pases generales prepagos de estacionamiento son válidos en cualquiera de los estacionamientos y lotes de estacionamiento en el lugar. El Garaje de Primera Base es el más cercano a la entrada de los medios y también ha expandido sus horas para la conveniencia de los medios (5 a.m. a medianoche para los juegos de las 12:10 p.m. y 1:10 p.m. y de 7 a.m. a la medianoche para todos los demás horarios de juegos). Los miembros de los medios de comunicación que no hayan comprado estacionamiento con anticipación pueden usar la aplicación Pay by Phone APP, sujeto a la disponibilidad de espacios de estacionamiento, cuando lleguen.

ENTRADA DE MEDIOS

Todos los medios que ingresen al estadio antes de las cuatro (4) horas antes del primer lanzamiento deben usar las puertas de entrada de medios en el West Plaza. La cerca perimetral del estadio de béisbol está asegurada cuatro (4) horas antes del primer lanzamiento, momento en el cual se le pide a los medios que pasen a través de la cerca perimetral en la Puerta 8 (ubicada en la esquina suroeste del estadio de béisbol en la NW 4th Street) antes de continuar con el recorrido regular, Entrada de Medios en el West Plaza. Toda la distribución de credenciales se realiza dentro de la entrada de medios en el West Plaza.

SALA DE PRENSA

Los asientos para el grupo de los medios de comunicación se encuentran en la segunda fila, sección central del cuadro de prensa. Podemos proporcionar cables Ethernet para aquellos que no tienen capacidad inalámbrica. Si es necesario, consulte a cualquier miembro del departamento de comunicaciones de los Marlins para obtener un cable Ethernet.

CLUBHOUSE VISITANTE

El dugout/clubhouse se encuentra en la línea de primera base. Para llegar a la sede del club visitante desde la entrada de los medios, atraviesa las puertas dobles frente al elevador de medios y ve a la derecha. La entrada estará en el primer pasillo a la izquierda.

DISPONIBILIDAD DEL MANAGER

El Manager de los Marlins, Don Mattingly, está disponible todos los días en el dugout cuando los Marlins salen al campo para estirarse, aproximadamente tres horas antes del primer lanzamiento programado. Para juegos a la 1:10 p.m., estará disponible en el dugout de casa aproximadamente a las 11 a.m.

SOLICITUDES CREDENCIALES

Envíe cualquier solicitud de credencial a Maria Armella (marmella@marlins.com).

TOURS DEL PARQUE

Si está interesado en un recorrido por el Marlins Park, envíe una solicitud a Jon Erik Alvarez (j Alvarez@marlins.com).

CONTACTOS DE MARLINS COMMUNICATIONS

Jason Latimer – 305 812-3654 (jlatimer@marlins.com)
 Joe Vieira – 305 528-5908 (jvieira@marlins.com)
 Daniel Kurish – 480 385-8880 (dkurish@marlins.com)
 Luis Dorante – 954 913-6168 (ldorante@marlins.com)
 Jon Erik Alvarez – 305 281-8559 (j Alvarez@marlins.com)
 Maria Armella – 305 804-7689 (marmella@marlins.com)

HORAS DE LA PRÁCTICA DE BATEO

7:10 Inicio

Marlins: 4:20-5:20
 Visitante: 5:20-6:05

6:10 Inicio

Marlins: 3:20-4:20
 Visitante: 4:20-5:05

3:10 Inicio

Marlins: 12:20-1:20
 Visitante: 1:20-2:05

12:10 Inicio

Marlins: 9:20-10:20
 Visitante: 10:20-11:05

6:40 Inicio

Marlins: 3:30-4:30
 Visitante: 4:30-5:15

4:10 Inicio

Marlins: 1:20-2:20
 Visitante: 2:20-3:05

1:10 Inicio

Marlins: 10:20-11:20
 Visitante: 11:20-12:05

VIAJE COMPARTIDO RECOGIDA/DEJADA

East lot 1: ubicado en la esquina de NW 6th Street y NW 14th Avenue.

Parada de taxis: ubicada en la esquina de NW 6th Street y NW 16th Avenue. Llame al 305 444-444 / 305 888-8888.


INFORMACIÓN DE ARRANQUE / REMOLQUE

Roadway Towing & Transportation estará en el sitio para proporcionar arranque de cortesía y servicio de bloqueo (1) hora antes del primer lanzamiento y dos (2) horas después del final del juego. El servicio de grúa también está disponible. Su número de teléfono es 305 593-1919.

UBICACIONES DE ATM

Para comodidad de los fanáticos, los cajeros automáticos (ATM) de Ocean Bank se pueden encontrar en las siguientes ubicaciones:

West Plaza: Dentro New Era Team Store
 Third Base Entrance: Dentro del Lobby de la Entrada
 Promenade Level: Secciones 3, 15 and 25
 Legends Level: Secciones 204 and 227
 Vista Level: Sección 318



EXCLUSIVE CONTENT ON



FLORIDA™

Marlins
•ALL-ACCESS•

Marlins
CLUBHOUSE



MIAMI MARLINS
PROSPECT
SPOTLIGHT

**STREAM LIVE
ALL SEASON LONG**

**FOX
SPORTS
GO**



[@FOXMARLINS](#) [@FOXSPORTSFLORIDA](#)

CHECK LOCAL LISTINGS

MARLINS BROADCASTING INFORMATION



PAUL SEVERINO

FOX SPORTS FLORIDA PLAY-BY-PLAY ANNOUNCER

- Paul Severino returns for his third season as a FOX Sports Florida on-air talent in 2020. Severino serves as play-by-play announcer alongside color analyst Todd Hollandsworth. Severino came to FOX Sports Florida from MLB Network, where he served as play-by-play announcer for MLB Network game telecasts, including MLB Network Showcase and the World Baseball Classic. During his seven years there, he hosted every studio show in MLB Network's lineup, highlighted by the Emmy Award-winning "MLB Tonight".
- Severino's broadcast experience extends beyond the diamond having been a studio host and play-by-play announcer for NHL Network. Prior to MLB & NHL Network, Severino served as an anchor and host across ESPN's programming. His roles included anchoring "SportsCenter", ESPNNews, ESPN.com and ESPN3.com.
- He is a Bristol, Connecticut native and proud graduate of Endicott College in Beverly, Massachusetts.



TODD HOLLANDSWORTH

FOX SPORTS FLORIDA COLOR ANALYST

- Todd Hollandsworth returns for his fourth season as color analyst for FOX Sports Florida television broadcasts. Hollandsworth, a member of the 2003 World Series Champion Florida Marlins, came to FOX Sports Florida from Comcast SportsNet Chicago, where he spent seven seasons as a television analyst covering the Cubs. Since 2014, he's also served as co-host on MLB Network Radio's The Leadoff Spot show on SiriusXM. During the 2008 season, Hollandsworth filled in as Comcast SportsNet's Cubs studio analyst on numerous occasions, in addition to making regular appearances on CSN's weeknight sports discussion program, Chicago Tribune Live.
- Hollandsworth played 12 seasons in the Major Leagues and was drafted by the Los Angeles Dodgers in the third round of the 1991 MLB Draft. In his first full season with the Dodgers in 1996, Hollandsworth was named the National League Rookie of the Year when he hit .291 with 12 home runs and 59 RBI in 149 games. That season, he led all NL rookies in hits, doubles, home runs, RBI and stolen bases. His 12-year MLB career included stints with the Dodgers, Colorado Rockies, Texas Rangers, Marlins, Chicago Cubs, Atlanta Braves, Cleveland Indians and Cincinnati Reds.



CRAIG MINERVINI
PRE/POSTGAME HOST &
IN-GAME REPORTER



JESSICA BLAYLOCK
PRE/POSTGAME HOST &
IN-GAME REPORTER



KELLY SACO
IN-GAME REPORTER &
SHOW HOST/PRODUCER



TOMMY HUTTON
PRE/POSTGAME ANALYST



GABY SANCHEZ
PRE/POSTGAME ANALYST



JEFF NELSON
PRE/POSTGAME ANALYST



J.P. ARENCIBIA
PRE/POSTGAME ANALYST

YOUR HOME OF
THE MARLINS!

940 AM

WINZ

MIAMI SPORTS



@940WINZ





DAVE VAN HORNE

HALL-OF-FAME RADIO PLAY-BY-PLAY ANNOUNCER



- Dave Van Horne enters his 55th year broadcasting professional baseball, his 52nd season at the Major League level, and his 20th with the Marlins. In 2011 he received baseball's highest honor for a broadcaster when he was the National Baseball Hall of Fame's recipient of the Ford C. Frick Award at the annual induction ceremonies in Cooperstown.
- His baseball broadcast career began in the International League in 1966 where he broadcast Richmond Braves' games for three seasons. During his years in Virginia, he broadcast football, baseball and basketball and was a two-time winner of the Sportscaster of the Year Award for that state, presented by the National Sportscasters and Sportswriters Association.
- Dave began his Major League broadcast career when he became the Montreal Expos lead announcer in the team's inaugural season, 1969. He remained there for 32 years on radio and television as the team's primary voice. He became the Marlins' radio voice in 2001. The team honored Dave last September in a pre-game ceremony at Marlins Park on the occasion of completing his 50th year broadcasting Major League Baseball. Among the Honors that Dave has received:
 - 1996:** The Jack Graney Award, presented by the Canadian Baseball Hall of Fame, for contributions to baseball through broadcasting.
 - 2011:** Career Achievement Award from Sports Media Canada and the Ford C. Frick Award from the National Baseball Hall of Fame.
 - 2012:** Inducted into the Wilson High Schools Hall of Fame in his hometown, Easton, PA
 - 2013:** The Sonny Hirsch Excellence in Sports Broadcasting Award at the Eric Reid-Tony Florentine charity dinner in Miami.
 - 2014:** Induction into the Canadian Baseball Hall of Fame in June at St. Mary's, ONT
- Dave was born and raised in Easton, Pennsylvania. He's been a resident of South Florida since 1982 and currently lives in Palm Beach Gardens with his wife Josee. He has five sons, 11 grandchildren, and a daughter, Madison, a student at the University of Tampa.



GLENN GEFFNER

PLAY-BY-PLAY ANNOUNCER

- Miami-native Glenn Geffner will mark his 13th season as a member of the Marlins radio broadcast team in 2020, his 24th in the Major Leagues and 29th in professional baseball as a broadcaster and front office executive. Geffner, who called games for the Boston Red Sox and the San Diego Padres prior to his 2008 return to South Florida, owns the rare distinction of having done baseball play-by-play at every level—from college, to Single-A, Double-A, Triple-A, and the Major Leagues.
- Geffner began his baseball career as the voice of the Rochester Red Wings in the International League. His television work includes handling the play-by-play for the New England Sports Network's coverage of Red Sox' Minor League baseball, as well as serving as host and reporter for a variety of Red Sox' and Padres' programming during his 11 seasons with those clubs. He has two World Series championship rings (Boston, 2004 & 2007) and a National League championship ring (San Diego, 1998).
- Geffner is a graduate of Northwestern University's Medill School of Journalism. It was at Northwestern where he began his broadcasting career, calling Big Ten baseball, football, and basketball for the Wildcats. He is regularly invited to speak to high school and college journalism and broadcasting students and serves as an active mentor to dozens of broadcasters either still in school or in the early stages of their careers.
- Glenn and his wife Christine reside in Weston with their three children: Corey, Gregg and Caroline.



KYLE SIELAFF

PREGAME HOST/PLAY-BY-PLAY

- Kyle Sielaff returns for his eighth season as a member of the Marlins radio broadcast team. He serves as the pregame host in addition to calling play-by-play for select games during Spring Training and the regular season. Along with his work on the Marlins radio network, Sielaff also does play-by-play and color commentary for select University of Miami baseball and basketball games throughout the off-season on ESPN platforms.
- A Trumansburg, New York native, Sielaff attended the University of Miami, where he earned degrees in broadcast journalism and sports administration.



LA VOZ
OFICIAL
EN ESPAÑOL
DE LOS



*¡DESCARGA LA APLICACIÓN DE **UFORIA** Y ESCÚCHANOS EN TU MÓVIL!*



LUIS "YIKY" QUINTANA

SPANISH PLAY-BY-PLAY ANNOUNCER

- Yiky Quintana returns for his 19th full season as the Marlins' Spanish play-by-play announcer. Besides radio, Quintana serves as the main sports anchor/producer for WJAN41 América Teve in Miami.
- Quintana has more than 30 years of broadcasting experience. He began his career as a journalist writing for several Cuban national sports magazines and newspapers. Over the airwaves, Quintana served as a commentator and play-by-play announcer for the providence of Las Villas' radio network. He worked for TV Cubana (1980-1993) as a sports commentator and play-by-play announcer for several national and international championships including baseball, volleyball, basketball, and boxing.
- After acquiring political asylum from the Venezuelan Republic, Quintana worked as sports analyst and play-by-play announcer for Cadena Super Suave as well as serving as the official play-by-play announcer for the "Tigres de Aragua", of the Venezuelan Professional Baseball League.
- Quintana was selected by fans as the Most Popular Sports Commentator as well as one of the 10 Most Popular Artists in Cuba. He is also a member of the National Cuban Hall of Fame (Class of 2007) for his contributions to the sports journalism field and was named the Miami Life Awards Sports Broadcaster of the Year in 2008 & 2009. He was awarded the Premio Revista Carteles XXVIII edition as the "Best Sports Announcer in 2016.
- Quintana received his bachelor's degree in Physical Education and Sports, with a specialization in baseball, from Instituto Superior de Cultura Física. Quintana also served as pitching coach for several baseball national championships in Cuba.
- Yiki and his wife, Lizet, reside in Miami, Fla.



JOSÉ LUIS NÁPOLES

SPANISH PLAY-BY-PLAY ANNOUNCER

- José Luis Nápoles enters his fourth season as a radio voice for WAQI. In addition to his radio duties, he is the lead sports anchor for WLTW, Univision of South Florida. José Luis began his career at Univision 23 in 2006.
- Born in Villa Clara, Cuba, he began studying and developing his professional life in radio and television. In different stages of his life he has practiced intensely different sports disciplines. When he finished his pre-university studies, José Luis began studying at the physical culture branch of the city of Santa Clara, where he graduated with a degree in Sports and Physical Culture in 1996. After that, he began to venture into the field of broadcasting, animation and sports narration. He completed several training courses in techniques of voice over, sports narration, and social communication. In 2004, José Luis began working as a sports commentator and news anchor in Miami.
- José Luis has a true passion for live sports, and loves reporting on the players and the games. He is a fan of soccer and baseball. He had the opportunity to cover the Miami Heat championships in 2012 and 2013.
- José Luis lives in Miami with his wife.



ALBERTO FERREIRO

SPANISH PLAY-BY-PLAY ANNOUNCER

- Alberto Ferreiro, better known as "El Beto", enters his third year as a member of the Miami Marlins' Spanish broadcast team.
- Since he started working as a sports commentator over fifteen years ago, baseball has always been his passion. During those years, he has covered MLB, the World Series, the World Baseball Classics and more. Prior to work for the Marlins, Beto served as a producer, anchor and host across ESPN Deportes programming. Before that, he worked for Caracol Radio Miami and also for X.M Radio.
- Beto's broadcast experience extends beyond the diamond having served as a commentator for several events, such as the NBA Finals, tennis tournaments, the NFL, Super Bowls, futbol, and boxing.
- Beto was born in Cuba, but has lived in the United States since 1995, he defines versatility. He went to school in Miami where he was able to obtain a Radio and Television communication degree. Beto is proud to call the city of Miami his "Home" for the last 25 years.



MARLINS BROADCASTING INFORMATION

MARLINS ENGLISH BROADCAST HISTORY

YEAR	TELEVISION	RADIO
1993	Jay Randolph, Gary Carter	Joe Angel, Dave O' Brien
1994	Jay Randolph, Gary Carter	Joe Angel, Dave O' Brien
1995	Jay Randolph, Gary Carter	Joe Angel, Dave O' Brien
1996	Jay Randolph, Gary Carter	Joe Angel, Dave O' Brien
1997	Jay Randolph, Tommy Hutton, Joe Angel, Dave O' Brien	Joe Angel, Dave O' Brien
1998	Jay Randolph, Tommy Hutton, Joe Angel, Dave O' Brien	Joe Angel, Dave O' Brien
1999	Jay Randolph, Tommy Hutton, Joe Angel, Dave O' Brien	Joe Angel, Dave O' Brien, Jon "Boog" Sciambi
2000	Jay Randolph, Tommy Hutton, Joe Angel, Dave O' Brien	Joe Angel, Dave O' Brien, Jon "Boog" Sciambi
2001	Dave O' Brien, Tommy Hutton	Dave Van Horne, Jon "Boog" Sciambi
2002	Len Kasper, Tommy Hutton	Dave Van Horne, Jon "Boog" Sciambi
2003	Len Kasper, Tommy Hutton	Dave Van Horne, Jon "Boog" Sciambi
2004	Len Kasper, Tommy Hutton	Dave Van Horne, Jon "Boog" Sciambi
2005	Rich Waltz, Tommy Hutton	Dave Van Horne, Allen "Roxy" Bernstein
2006	Rich Waltz, Tommy Hutton	Dave Van Horne, Allen "Roxy" Bernstein
2007	Rich Waltz, Tommy Hutton	Dave Van Horne, Allen "Roxy" Bernstein
2008	Rich Waltz, Tommy Hutton	Dave Van Horne, Glenn Geffner
2009	Rich Waltz, Tommy Hutton	Dave Van Horne, Glenn Geffner
2010	Rich Waltz, Tommy Hutton	Dave Van Horne, Glenn Geffner
2011	Rich Waltz, Tommy Hutton	Dave Van Horne, Glenn Geffner
2012	Rich Waltz, Tommy Hutton	Dave Van Horne, Glenn Geffner
2013	Rich Waltz, Tommy Hutton	Dave Van Horne, Glenn Geffner
2014	Rich Waltz, Tommy Hutton	Dave Van Horne, Glenn Geffner
2015	Rich Waltz, Tommy Hutton	Dave Van Horne, Glenn Geffner
2016	Rich Waltz, Al Leiter, Eduardo Perez, Preston Wilson	Dave Van Horne, Glenn Geffner
2017	Rich Waltz, Todd Hollandsworth	Dave Van Horne, Glenn Geffner
2018	Paul Severino, Todd Hollandsworth	Dave Van Horne, Glenn Geffner
2019	Paul Severino, Todd Hollandsworth	Dave Van Horne, Glenn Geffner, Kyle Sielaff

MARLINS SPANISH BROADCAST HISTORY

YEAR	TELEVISION (SAP)	RADIO
1993	None	Felo Ramírez, Manolo Álvarez
1994	None	Felo Ramírez, Manolo Álvarez
1995	None	Felo Ramírez, Manolo Álvarez
1996	None	Felo Ramírez, Manolo Álvarez
1997	None	Felo Ramírez, Manolo Álvarez
1998	None	Felo Ramírez, Manolo Álvarez
1999	None	Felo Ramírez, Jesus "Chu" Diaz
2000	None	Felo Ramírez, Angel "Tito" Rodríguez
2001	None	Felo Ramírez, Angel "Tito" Rodríguez
2002	None	Felo Ramírez, Luis "Yiky" Quintana
2003	Cookie Rojas, Raul Striker, Jr.	Felo Ramírez, Luis "Yiky" Quintana
2004	Cookie Rojas, Raul Striker, Jr.	Felo Ramírez, Luis "Yiky" Quintana
2005	Cookie Rojas, Raul Striker, Jr.	Felo Ramírez, Luis "Yiky" Quintana
2006	Cookie Rojas, Raul Striker, Jr.	Felo Ramírez, Luis "Yiky" Quintana
2007	Cookie Rojas, Raul Striker, Jr.	Felo Ramírez, Luis "Yiky" Quintana
2008	Cookie Rojas, Raul Striker, Jr.	Felo Ramírez, Luis "Yiky" Quintana
2009	Cookie Rojas, Raul Striker, Jr.	Felo Ramírez, Luis "Yiky" Quintana
2010	Cookie Rojas, Raul Striker, Jr.	Felo Ramírez, Luis "Yiky" Quintana
2011	Cookie Rojas, Raul Striker, Jr.	Felo Ramírez, Luis "Yiky" Quintana
2012	Cookie Rojas, Raul Striker, Jr.	Felo Ramírez, Luis "Yiky" Quintana
2013	Cookie Rojas, Raul Striker, Jr.	Felo Ramírez, Luis "Yiky" Quintana
2014	Raul Striker, Jr.	Felo Ramírez, Luis "Yiky" Quintana
2015	Raul Striker, Jr.	Felo Ramírez, Luis "Yiky" Quintana
2016	Raul Striker, Jr.	Felo Ramírez, Luis "Yiky" Quintana
2017	None	Felo Ramírez, Luis "Yiky" Quintana, Jose Luis Napoles
2018	None	Luis "Yiky" Quintana, Jose Luis Napoles, Alberto Ferreiro
2019	None	Luis "Yiky" Quintana, Jose Luis Napoles, Alberto Ferreiro

RADIO AFFILIATES



WINZ 940 AM/94.9 HD2 FM

MIAMI/FT. LAUDERDALE (FLAGSHIP)



WBZT 1230 AM

WEST PALM BEACH



THE ZONE 97.7 FM

KEY WEST



WIXC 1060 AM

TITUSVILLE



WSTU 1450 AM

STUART

Where the JOURNEY Becomes LEGEND



VISIT US IN COOPERSTOWN
& BASEBALLHALL.ORG
@BASEBALLHALL

MARLINS COMMUNICATIONS STAFF



**JASON
LATIMER**

VICE PRESIDENT, COMMUNICATIONS & BROADCASTING



**JOE
VIEIRA**

MANAGER, BASEBALL COMMUNICATIONS & PUBLICATIONS



**JON ERIK
ALVAREZ**

MANAGER, BUSINESS COMMUNICATIONS



**LUIS
DORANTE**

PLAYER RELATIONS & SPANISH MEDIA LIAISON - SPANISH TRANSLATOR



**MARIA
ARMELLA**

COORDINATOR, COMMUNICATIONS



**DANIEL
KURISH**

COORDINATOR, MEDIA RELATIONS



NATIONAL BASEBALL HALL OF FAME AND MUSEUM

25 Main Street, Cooperstown, New York 13326

Phone: (607) 547-7200

Public Relations: (607) 547-0215

E-mail address: info@baseballhall.org

Website: baseballhall.org

Summer Hours: Memorial Day Weekend - Labor Day Weekend: 9 a.m. to 9 p.m.

Regular Hours: 9 a.m. to 5 p.m.

Holiday Closings: Thanksgiving Day, Christmas Day, and New Year's Day.

DIRECTORY: Jane Forbes Clark (Chairman), Joe Morgan (Vice Chairman), Tim Mead (President), Jeff Jones (Senior Vice President of Finance and Administration), Sean Gahagan (Vice President, Retail Merchandising & Licensing), Erik Strohl (Vice President, Exhibitions and Collections), Ken Meifert (Vice President, Sponsorship & Development)

RESEARCH AND LIBRARY CONTACTS: Jim Gates (Librarian)

PR CONTACTS: Jon Shestakofsky (Vice President, Communications & Education) and Craig Muder (Communications Director)

HALL OF FAME WEEKEND 2020: July 24-27

Class of 2020: Derek Jeter, Marvin Miller, Ted Simmons and Larry Walker


Awards Presentation: Sat. July 25, 4:30 p.m. ET Induction: Sun. July 26, 1:30 p.m. ET, Clark Sports Center

MARLINS IN THE HALL OF FAME

Marlins Chief Executive Officer Derek Jeter was elected to the Hall of Fame by the BBWAA in 2020. 2018 electee Trevor Hoffman began his career with the Marlins in 1993, while 2017 electees Tim Lincecum (2002) and Ivan Rodriguez (2003) both played with the Marlins, with Rodriguez leading the team to the World Series title. 2016 Hall of Fame electee Mike Piazza played with the Marlins in 1998, while 2010 Inductee Andre Dawson spent the last two years of his career with the team before moving into the front office. The other Hall of Famer with ties to the organization is Tony Perez, who spent the 2001 season as manager. For more information, visit the Hall of Famer team pages at www.baseballhall.org.

NOTABLE MARLINS ARTIFACTS IN COOPERSTOWN

- Bat used by Giancarlo Stanton when he homered in his sixth straight game on Aug. 5, 2017.
- Jersey, spikes, batting gloves, wrist bands, elbow guard and socks used by Ichiro Suzuki when he recorded his 3,000th MLB hit on Aug. 7, 2016.
- Spikes from Henderson Alvarez and Giancarlo Stanton from Sept. 29, 2013 when Stanton's run in the bottom of the ninth inning clinched Alvarez's no-hitter against the Detroit Tigers.
- The spikes worn by Juan Pierre on May 2, 2013 when he notched his 600th steal.
- Batting helmet worn by Giancarlo Stanton from the franchise's last game as the "Florida" Marlins on Sept. 28, 2011.
- Bats from the final month of the 2008 season from Jorge Cantu, Mike Jacobs, Hanley Ramirez and Dan Uggla, who became the first infield in history to feature four members with 25-or-more home runs each.
- Game ball from Anibal Sanchez's no-hitter on Sept. 6, 2006.
- Cap worn by manager Jack McKeon during Game 6 of the 2003 World Series, when he became the oldest manager to win a Fall Classic.
- Bat used by Ivan Rodriguez during the 2003 World Series.
- Bat used by Alex Gonzalez to hit the game-winning home run in Game 4 of the 2003 World Series.
- Bat used by Luis Castillo in the final game of 35-game hitting streak in 2002.
- Jersey worn by 1997 World Series MVP Livan Hernandez, and a ball signed by the 1997 team.
- Spikes worn by Craig Counsell in Game 7 of 1997 World Series to score series-winning run in 11th inning.



Ball signed by 1997 World Champion Marlins.

A LOOK AHEAD TO 2021

Ballots for the 2021 Hall of Fame/BBWAA election will be distributed following the 2020 season with results from the voting scheduled to be announced in January 2021. A partial list of first-year candidates for election includes Mark Buehrle, Tim Hudson, Torii Hunter and Aramis Ramirez. Historical information on past BBWAA elections and the election process can be accessed at www.baseballhall.org or by contacting the Hall of Fame Communications department.

CONNECT TO COOPERSTOWN

- For up-to-the-minute news from Cooperstown, visit at www.baseballhall.org. Stay up-to-date on all the activity at the Hall of Fame's official site and through social networking on Facebook, Instagram, Twitter and YouTube.
- If you would like to receive interesting stories and timely news items direct from the Hall of Fame and get the inside track on the latest happenings in Cooperstown, sign up for *Inside Pitch*. There's no cost to receive our weekly electronic newsletter in your e-mail box at home or work and it's easy to enroll: Just log on to www.baseballhall.org/media/museum-facts.
- If you have an interest in receiving *Around The Horn*, the Hall's monthly media newsletter, please send an e-mail to info@baseballhall.org. Be sure to include your name, name of organization and e-mail address. Or visit www.baseballhall.org/media-info.

SPRING TRAINING INFORMATION



4751 Main Street
Jupiter, FL 33458
(561)775-1818



The Miami Marlins enter their 18th Spring Training at Jupiter's Roger Dean Chevrolet Stadium, approximately one and a half hours north of the Club's regular season home of Marlins Park. The complex is located on approximately 110 acres within the Abacoa Community. Abacoa is located on Donald Ross Road, approximately 1/4 mile east of Interstate 95. The Marlins share the Palm Beach County facility with the St. Louis Cardinals, one of only two multiple-team Spring Training sites in the Grapefruit League.

Roger Dean Chevrolet Stadium was named the Professional Baseball Field of the Year by the Sports Turf Managers Association in 2011.

In 2003, Baseball America recognized Roger Dean Chevrolet Stadium as baseball's fifth-best spring training facility.

The Marlins begin their 28th Spring Training on Friday, February 23, when they open their Grapefruit League slate as host to the St. Louis Cardinals, the first of six games between the cohabitants. Miami will play 18 total games at the Dean, including 7:05 p.m. contests against the Washington Nationals (March 22) and Houston Astros (March 23). The Marlins spent their inaugural Spring Training at the Cocoa Expo Center in Cocoa Beach and played nine years (1994-2002) at Space Coast Stadium in Viera (Melbourne).

The \$28 million state-of-the-art complex opened on February 28, 1998 and accommodates 6,839 fans with luxury suite seats, reserved box seats, bleachers and bullpen seating area in right field. The facility has undergone a series of upgrades in recent seasons, beginning with a new high-definition video board in 2012, reconfigured seats and new sound system in 2015, the addition of the Bullpen Club in 2016 and shade panels installed prior to the 2017 Spring season. Fans will have the opportunity to sit in the Bullpen Club, a 135-seat area that includes table-top seating for a community feel next to the visitor's bullpen. The six air-conditioned luxury suites provide 320 square feet of interior entertainment, including a wet bar, refrigerator, sink, ice maker, color television with DVD, sofa, bar stools and additional seats. Each suite has seating for 12 (outdoors) and is available with a private entrance and elevator access. Prior to the 2018 Spring Training season, all suites at Roger Dean Chevrolet Stadium underwent a modernization by local design company V-Starr.

Following Spring Training, the complex is the home of the Single-A Jupiter Hammerheads (Miami affiliate) and the Palm Beach Cardinals (St. Louis affiliate) of the Florida State League.

Offices for the Marlins Communications Department and the media workroom are located in the Marlins executive offices, beyond the left field wall at Roger Dean Chevrolet Stadium. The Press Dining area is located in the main press box area. Admission to all Marlins Spring Training games requires either a Major League Baseball Spring Training credential, a BBWAA card, or a Marlins season or daily Spring Training credential.

ROGER DEAN CHEVROLET STADIUM OPERATIONS

FRONT OFFICE

General Manager, Jupiter Stadium, Ltd. Mike Bauer
Assistant GM and Director of Corporate Partnerships Jamie Toole
Assistant GM and Director of Ticketing Andrew Seymour
Executive Assistant Lynn Besaw
Director of Accounting Pam Sartory
Stadium Assistant Dianne Detling

SALES AND MARKETING

Marketing & Promotions Manager Sarah Campbell
Account Executives Amanda Seimer and Regine Hill
Ticket Office Manager Louis Reyes
Assoc. Ticket Office Manager Kaitlyn Kilcoyne

STADIUM OPERATIONS

Director of Grounds & Facilities Jordan Treadway
Head Groundskeeper Mitchell Moenster
Building Manager Walter Herrera
Event Services Coordinator Dan Knapniski

MERCHANDISE

Merchandise Manager Taryn Taylor

FOOD SERVICE

General Manager/SPORTSERVICE Brett Herman
Assistant Manager/SPORTSERVICE Dan Benozich

2019 SPRING TRAINING RESULTS

DATE	OPPONENT	RESULT	RECORD	WINNER	LOSER	SAVE	ATTENDANCE
2/23	St. Louis	L, 1-11	0-1	Layne, T (1-0)	Alvarez, R (0-1)		4,831
2/24	Pittsburgh	L, 6-10	0-2	Weiman, B (1-0)	Quijada, J (0-1)		4,449
2/25	at Tampa Bay	W, 5-2	1-2	García, J (1-0)	Sadler, C (0-1)	Kickham, M (1)	2,665
2/26	Houston	W, 3-0	2-2	Hernandez, E (1-0)	Ivey, T (0-1)	Alvarez, R (1)	2,194
2/27	at New York Mets	L, 6-14	2-3	Matz, S (1-0)	Chen, W (0-1)		3,688
2/28	at Houston	L, 5-7	2-4	Peacock, B (1-0)	Alcantara, S (0-1)	Pinales, E (1)	2,332
3/1	Washington	L, 4-5	2-5	Strasburg, S (1-0)	Richards, T (0-1)	Suero, W (1)	2,563
3/2	at St. Louis	L, 3-4	2-6	Woodford, J (1-0)	Gallen, Z (0-1)		5,638
3/3	at Atlanta	L, 5-6	2-7	Santiago, A (1-0)	Moran, B (0-1)		6,287
3/4	Washington	W, 9-8	3-7	Hernandez, E (2-0)	Suero, W (0-1)		2,198
3/5	New York Mets	W, 3-1	4-7	García, J (2-0)	Smith, D (0-1)	Quijada, J (1)	2,763
3/6	Atlanta (ss)	L, 0-4	4-8	Wilson, B (1-0)	Romo, S (0-1)		2,172
3/6	at Houston (ss)	L, 5-11	4-9	Guduan, R (1-0)	Steckenrider, D (0-1)		2,562
3/7	Houston	L, 1-4	4-10	Verlander, J (1-0)	Ureña, J (0-1)	Martin, Co (1)	2,554
3/8	at New York Mets	W, 10-3	5-10	Straily, D (1-0)	Syndergaard, N (0-1)		5,486
3/9	at Washington	W, 2-1	6-10	López, P (1-0)	Barrett, A (0-1)	Conley, A (1)	4,807
3/10	Atlanta	W, 5-2	7-10	Ferrell, R (1-0)	Allard, K (0-2)		3,600
3/12	New York Mets	W, 8-1	8-10	Richards, T (1-1)	deGrom, J (1-2)		3,427
3/13	St. Louis	W, 4-1	9-10	Smith, C (1-0)	Shreve, C (1-1)		4,534
3/14	at Houston	W, 12-6	10-10	Romo, S (1-1)	Winkelman, A (0-1)		3,684
3/15	at Atlanta	W, 7-6	11-10	López, P (2-0)	Biddle, J (1-1)		6,314
3/16	New York Mets	W, 11-6	12-10	Anderson, N (1-0)	Lugo, S (0-1)		4,699
3/17	St. Louis	W, 4-2	13-10	Richards, T (2-1)	Gant, J (1-1)		5,834
3/18	at Washington	W, 7-1	14-10	Smith, C (2-0)	Corbin, P (1-2)		3,084
3/19	New York Mets	C	14-10				
3/20	at St. Louis	W, 6-0	15-10	López, P (3-0)	Ponce de Leon, D (0-2)		6,724
3/21	at New York Mets	L, 0-6	15-11	Matz, S (3-2)	Chen, W (0-2)		6,373
3/22	Washington	T, 5-5	15-11-1				3,569
3/23	Houston	L, 0-5	15-12-1	Verlander, J (2-1)	Smith, C (2-1)		4,234
3/24	at St. Louis	L, 1-2	15-13-1	Beck, C (1-1)	Eveland, T (0-1)		6,656

HOME GAMES IN BOLD (ss) - split squad

SPRING TRAINING ATTENDANCE

MARLINS ALL-TIME SPRING TRAINING RESULTS

YEAR	W-L	HOME	ROAD	HOME	AVG.	ROAD	AVG.
1993#	14-17-0	9-6-0	5-11-0	94,867	6,324	85,105	5,319
1994	13-18-0	6-10-0	7-8-0	113,239	7,549	82,267	5,484
1995	13-22-1	8-9-0	5-13-1	61,483	3,617	33,856	1,782
1996	9-22-1	5-11-0	4-11-1	108,329	6,771	67,296	4,206
1997	26-5-0	13-2-0	13-3-0	103,254	6,884	78,272	5,856
1998	11-17-0	5-9-0	6-8-0	84,046	6,146	91,322	6,523
1999	11-18-1	3-10-1	8-8-0	75,050	5,361	59,894	3,743
2000	11-19-0	7-8-0	4-11-0	93,672	6,245	74,630	4,975
2001	16-12-0	9-5-0	7-7-0	76,945	5,496	59,983	4,285
2002	10-18-4	5-10-2	5-8-2	69,395	4,082	68,233	4,549
2003	14-16-0	6-8-0	8-8-0	54,248	3,875	64,037	4,002
2004	16-13-3	9-5-2	7-8-1	83,966	5,598	81,800	5,843
2005	11-20-1	4-10-1	7-10-0	86,374	5,758	102,484	6,028
2006	19-9-3*	9-4-2	10-5-1	70,015	5,001	105,384	6,199
2007	13-17-3	5-9-2	8-8-1	78,306	4,894	90,720	5,670
2008	19-11-3	7-9-2	12-2-1	126,586	7,033	79,717	5,314
2009	12-19-2	4-12-1	8-7-1	71,076	4,181	83,022	5,189
2010	14-14-1	8-6-1	6-8-0	72,568	4,838	72,085	5,149
2011	15-15-1	8-8-0	7-7-1	70,450	4,403	85,059	5,671
2012	11-14-4	6-9-1	5-5-3	126,961	7,935	79,913	6,147
2013	13-16-2	8-8-0	5-8-2	70,232	4,390	79,982	5,332
2014	18-12-2	7-6-1	11-6-1	82,300	5,487	124,222	7,307
2015	14-12-1	9-4-1	5-8-0	70,982	5,070	81,824	6,294
2016	11-14-1	5-9-0	6-5-1	88,531	6,234	81,872	6,823
2017	13-17-5	6-9-3	7-8-2	58,449	3,247	82,049	4,826
2018	15-13-3	9-4-2	6-9-1	58,696	3,913	71,379^	4,758^
2019	15-13-1	8-5-1	7-8-0	49,172	3,512	70,749	4,717
ALL-TIME	377-413-43	188-195-23	189-208-20	2,055,548	5,062	1,982,049	4,753

#Cocoa Expo

*Grapefruit League Champions

^ Only 15 of 16 road game attendance figures accounted for

SPRING TRAINING RECORDS & HISTORY

GAMES

30	Matt den Dekker	2017
29	Peter Mooney	2018
28	Brandon Barnes	2017
28	Ryan Jackson	2017
28	Eric Reed	2006
28	Yadiel Rivera	2018
27	Five players tied	

RUNS

18	Juan Pierre
18	Abraham Nuñez
18	Luis Castillo
16	Jeremy Hermida
16	Mike Jacobs
16	Hanley Ramirez
16	Ivan Rodriguez
16	Gary Sheffield
15	Four Players Tied

BATTING

HITS

2003	28	Hanley Ramirez	2008
2004	27	Scott Pose	1993
1997	26	Jorge Cantu	2008
2009	26	Eric Owens	2002
2006	26	Edgar Renteria	1997
2006	25	Abraham Nuñez	2004
2003	25	Juan Pierre	2003
1997	24	Seven Players Tied	

DOUBLES

2004	11	Miguel Cabrera	2004
2010	10	Hanley Ramirez	2010
2008	10	Jorge Cantu	2008
2002	9	Mike Lowell	2002
2006	8	Mike Jacobs	2006
1998	8	Derrek Lee	1998
	7	Eight Players Tied	

TRIPLES

4	Jordany Valdespin	2015
4	Hanley Ramirez	2006
3	Dee Gordon	2016
3	Chris Coghlan	2010
3	Emilio Bonifacio	2009
3	Jeff Conine	1997
2	16 Players Tied	

HOME RUNS

10	Abraham Nuñez
7	Bobby Bonilla
6	Ramon Castro
6	Cliff Floyd
5	Nine Players Tied

RUNS BATTED IN

1997	23	Gary Sheffield	1997
2004	21	Abraham Nuñez	2004
2003	18	Ivan Rodriguez	2003
2002	18	Kevin Millar	2002
1998	18	Josh Booty	1998
2015	17	Michael Morse	2015
2006	17	R. Abercrombie	2006
2004	17	Hee-Sop Choi	2004
	16	Three Players Tied	

STOLEN BASES

1997	12	Luis Castillo	1997
2006	10	Eric Reed	2006
2003	8	Juan Pierre	2003
2015	7	Dee Gordon	2015
2004	7	Juan Pierre	2004
2007	6	Hanley Ramirez	2007
2002	6	Eric Owens	2002
1998	6	Mark Kotsay	1998
1996	6	Devon White	1996
	5	Eight Players Tied	

GAMES

2004	14	Matt Perisho	2004
2005	13	Guillermo Mota	2005
2004	13	Nate Bump	2004
	12	Seven Players Tied	

WINS

4	Brad Penny
3	17 Players Tied

PITCHING

LOSSES

2007	4	Scott Olsen	2007
2005	4	A.J. Burnett	2005
2004	4	Josh Beckett	2004
1998	4	Livan Hernandez	1998
	3	17 Players Tied	

SAVES

2008	6	Joe Nelson	2008
2017	3	Hunter Cervenka	2017
2017	3	Javy Guerra	2017
2005	3	Guillermo Mota	2005
1998	3	Oscar Henriquez	1998
1997	3	Dennis Cook	1997
	2	18 Players Tied	

HITS

2009	47	Anibal Sanchez	2009
2004	42	Josh Beckett	2004
1996	38	John Burkett	1996
2005	37	A.J. Burnett	2005
2001	37	Jesus Sanchez	2001
2009	36	Josh Johnson	2009
1994	34	Chris Hammond	1994
1994	33	Ryan Bowen	1994
1993	33	Mike Myers	1993

RUNS

2001	30	Jesus Sanchez	2001
2005	23	A.J. Burnett	2005
1998	20	Felix Heredia	1998
2009	19	Anibal Sanchez	2009
1999	19	Livan Hernandez	1999
	18	Eight Players Tied	

EARNED RUNS

2001	28	Jesus Sanchez	2001
2005	19	A.J. Burnett	2005
1998	19	Felix Heredia	1998
2004	18	Josh Beckett	2004
2018	18	Zac Gallen	2018
2010	17	Anibal Sanchez	2010
1999	17	Livan Hernandez	1999
1994	17	Chris Hammond	1994
2019	17	Wei-Yin Chen	2019

STRIKEOUTS

2002	32	A.J. Burnett	2002
1996	30	John Burkett	1996
2009	29	Josh Johnson	2009
2004	26	Josh Beckett	2004
2005	25	Dontrelle Willis	2005
2016	24	José Fernández	2016
2012	24	Josh Johnson	2012
2005	24	Josh Beckett	2005
2005	23	A.J. Burnett	2005

WINS

1997	26
2008	19
2006	19
2014	18
2004	16
2001	16
2018	15
2019	15

LOSSES

1996	22
1995	22
2005	20
2009	19
2000	19
2002	18
1999	18

TIES

2017	5
2012	4
2002	4
2008	3
2007	3
2006	3
2018	3

WINNING PERCENTAGE

1997	.839
2006	.613
2008	.576
2001	.571
2014	.563
2018	.536
2015	.519

HOME WINS

1997	13
Six times	9

HOME LOSSES

2009	12
1996	11
Four times	10

ROAD WINS

1997	13
2008	12
2014	11
2006	10
Four Times	8

ROAD LOSSES

1995	13
2000	11
1996	11
1993	11





2020 SCHEDULE

MARCH/APRIL

SUN	MON	TUE	WED	THU	FRI	SAT
				26 PHI 4:10PM	27 PHI 7:10PM	28 PHI 6:10PM
29 PHI 1:10PM	30 WSH 6:40PM	31 WSH 6:40PM	1 WSH 1:10PM	2	3 ATL 7:20PM	4 ATL 6:10PM
5 ATL 1:10PM	6 WSH 7:05PM	7 WSH 7:05PM	8 WSH 4:05PM	9 ATL 6:40PM	10 ATL 7:10PM	11 ATL 6:10PM
12 ATL 1:10PM	13	14 LAA 6:40PM	15 LAA 6:40PM	16	17 PHI 7:05PM	18 PHI 4:05PM
19 PHI 1:05PM	20	21 NYM 7:10PM	22 NYM 7:10PM	23 NYM 7:10PM	24 STL 8:15PM	25 STL 2:15PM
26 STL 2:15PM	27	28 NYM 7:10PM	29 NYM 7:10PM	30 NYM 4:10PM		

MAY

SUN	MON	TUE	WED	THU	FRI	SAT
					1 PIT 7:10PM	2 PIT 6:10PM
3 PIT 1:10PM	4 MIL 6:40PM	5 MIL 6:40PM	6 MIL 6:40PM	7 MIL 6:40PM	8 ATL 7:20PM	9 ATL 7:20PM
10 ATL 1:20PM	11 CIN 6:40PM	12 CIN 6:40PM	13 CIN 12:35PM	14	15 COL 7:10PM	16 COL 6:10PM
17 COL 1:10PM	18	19 SD 6:40PM	20 SD 6:40PM	21 SD 12:10PM	22 WSH 7:05PM	23 WSH 4:05PM
24 WSH 1:35PM	25 WSH 1:05PM	26 CHC 8:05PM	27 CHC 8:05PM	28 CHC 2:20PM	29 SD 10:10PM	30 SD 8:40PM
31 SD 6:10PM						

JUNE

SUN	MON	TUE	WED	THU	FRI	SAT
	1	2 PHI 7:10PM	3 PHI 7:10PM	4 PHI 7:10PM	5 SEA 7:10PM	6 SEA 4:10PM
7 SEA 1:10PM	8	9 LAA 10:07PM	10 LAA 10:07PM	11	12 SF 10:15PM	13 SF 4:05PM
14 SF 4:05PM	15	16 PHI 7:05PM	17 PHI 7:05PM	18 PHI 6:05PM	19 SF 7:10PM	20 SF 4:10PM
21 SF 1:10PM	22 STL 7:10PM	23 STL 7:10PM	24 STL 7:10PM	25 STL 12:10PM	26 ATL 7:10PM	27 ATL 4:10PM
28 ATL 1:10PM	29 OAK 10:07PM	30 OAK 10:07PM				

JULY

SUN	MON	TUE	WED	THU	FRI	SAT
			1 OAK 3:37PM	2	3 LAD 10:10PM	4 LAD 10:10PM
5 LAD 4:10PM	6	7 TEX 7:10PM	8 TEX 7:10PM	9 TEX 12:10PM	10 NYM 7:10PM	11 NYM 4:10PM
12 NYM 1:10PM	13 ALL-STAR GAME 2020 FOX	14	15	16	17 ARI 9:40PM	18 ARI 8:10PM
19 ARI 4:10PM	20 COL 8:40PM	21 COL 8:40PM	22 COL 8:40PM	23 COL 3:10PM	24 LAD 7:10PM	25 LAD 6:10PM
26 LAD 1:10PM	27 LAD 6:10PM	28 TB 7:10PM	29 TB 12:10PM	30 NYM 7:10PM	31 NYM 7:10PM	

AUGUST

SUN	MON	TUE	WED	THU	FRI	SAT
						1 NYM 7:10PM
2 NYM 1:10PM	3	4 WSH 7:10PM	5 WSH 7:10PM	6 WSH 7:10PM	7 ATL 7:10PM	8 ATL 6:10PM
9 ATL 1:10PM	10	11 MIL 8:10PM	12 MIL 8:10PM	13 MIL 2:10PM	14 ATL 7:20PM	15 ATL 7:20PM
16 ATL 1:20PM	17	18 PHI 7:10PM	19 PHI 7:10PM	20 PIT 7:05PM	21 PIT 7:05PM	22 PIT 7:05PM
23 PIT 1:35PM	24	25 CHC 7:10PM	26 CHC 7:10PM	27 CHC 7:10PM	28 ARI 7:10PM	29 ARI 6:10PM
30 ARI 1:10PM	31 ARI 1:10PM					

SEPTEMBER

SUN	MON	TUE	WED	THU	FRI	SAT
		1 HOU 8:10PM	2 HOU 8:10PM	3 HOU 7:40PM	4 PHI 7:05PM	5 PHI 4:05PM
6 PHI 1:05PM	7 PHI 2:05PM	8 TB 6:40PM	9 TB 6:40PM	10	11 WSH 7:10PM	12 WSH 6:10PM
13 WSH 1:10PM	14	15 NYM 7:10PM	16 NYM 7:10PM	17 NYM 7:10PM	18 WSH 7:05PM	19 WSH 4:05PM
20 WSH 1:35PM	21 CIN 6:40PM	22 CIN 6:40PM	23 CIN 6:40PM	24	25 NYM 7:10PM	26 NYM 6:10PM
27 NYM 3:10PM						

■ HOME GAME ■ AWAY GAME

■ PUERTO RICO SERIES

*ALL DATES, TIMES & OPPONENTS SUBJECT TO CHANGE