

2020 MINNESOTA TWINS MEDIA GUIDE

Twins



TABLE OF CONTENTS

- All-Star Game
 - Boxscores, '65, '85, '14..... 441-443
 - Future's Game, Twins..... 440
 - Home Run Derby, Twins..... 440
 - Players, Twins..... 444
- American League Leaders, Twins..... 265
- Anniversary Teams
 - 25th Season..... 464
 - 40th Season..... 464
 - All-Metrodome Team..... 465
 - 50 Greatest Twins..... 466
- Attendance Data
 - Annual, Home/Road..... 215
 - Consecutive Streaks..... 215
 - Crowds of 50,000-plus..... 216
 - Hammond Stadium, All-Time..... 216
 - Home Highlights..... 216
 - Opponents' Hits in Minnesota..... 277
 - Target Field Top Attendance Figures..... 216
 - Misc. Attendance Facts & Figures..... 215
- Awards
 - Robert O. Fishel Award..... 473
 - John Gordon Award..... 468
 - Killebrew Community Service Award..... 426
 - Twins Annual..... 260-262
 - Twins Individual and Organization..... 263-264
 - Twins Tradition..... 6
- BBWAA, Twin Cities Chairmen and Chapter..... 473
- Batting Data
 - Annual Team Figures..... 212
 - Average, 300..... 226
 - Career, Twins..... 232
 - Cycle Performances..... 168
 - 4+, 5+ & 6-Hit Games, Twins..... 235
 - Hits, 200 in Season..... 220
 - Hitless Streaks..... 231
 - Hitting Streaks..... 234
 - Pitchers..... 304
 - Rookies, Top Ten..... 227-228
 - Top Ten, Season & Career..... 222-226
 - Yearly Leaders, Twins..... 234
- Bios
 - Communications, Twins..... 474
 - Operations/Clubhouse/Performance Staff..... 28-33
 - Coaches, 2020 Twins..... 17-27
 - Front Office Executives..... 6-15
 - Batelli, Rocco..... 18-19
 - Players, 2020 Twins..... 35-173
 - Pohlad, Jim..... 6
 - St. Peter, Dave..... 7
 - Falvey, Derek..... 13
 - Levine, Thad..... 14
- Broadcast
 - Broadcasters, 2020..... 469-471
 - Radio Affiliates..... 468
 - Radio Production Crew..... 469
 - Spanish Language Radio Broadcast..... 470
 - Television Production Crew..... 470
 - Treasure Island Baseball Network..... 468
 - Teams, Year-by-Year..... 467
- Community, Twins..... 446-447
- Draft Picks, Twins First Round..... 370
- Draft, Twins 2019..... 371
- Fielding Data
 - Annual Team Figures..... 214
 - Outfield Assists..... 217
 - Triple Plays..... 214
- Front Office Directory..... 2-5
- Hall of Fame
 - National Baseball Info..... 480
 - Twins..... 451-458
- Home Run Data
 - By Position, 2019..... 183
 - Both Sides of Plate, Twins..... 229
 - Grand Slams, Twins..... 238-239
 - Grand Slam Records, Twins..... 239
 - Home & Road, Annual..... 236
 - In First Game as Twin..... 172
 - Individual Breakdown, 2019..... 183-184
 - Inning, 3-or-more..... 240
 - Inside-the-Park..... 237
 - Last by Twins Pitcher..... 282
 - Leadoff Homers, Twins Career..... 236
 - Longest, Twins..... 188

- Home Run Data, cont.
 - Longest Estimated, Target Field..... 185
 - Longest, Statcast..... 76
 - Three, Game..... 166
 - Two, Game..... 237
 - Two, Inning..... 237
- Logos, Twins..... 210
- Interleague History, Twins..... 210
- Major League Baseball Directory..... 194
- Media Policies
 - Regular Season..... 472
 - Spring Training..... 476
 - Metrodome..... 462
- Metropolitan Stadium..... 463
- Minor Leagues
 - Affiliate History..... 361
 - Affiliates and Statistics..... 352-364
 - Awards, Twins, 2019..... 367-368
 - Bios, Minor League Coordinators..... 350-351
 - Bios, Players..... 373-426
 - Dominican Academy..... 365
 - Organization Information..... 348
 - Recap, 2019..... 349
 - Scouting & Minor League Directors..... 359
 - Schedules, 2020..... 366
 - Stadiums and Attendance..... 348
 - Trainers..... 351
- Opening Day
 - Information..... 277-280
 - Lineups..... 278-280
 - Starters, Opening Day..... 280
 - Starts, Opening Day..... 280
- Pinch-Hitting Data
 - All-Time, Twins..... 190
 - Twins, 2019..... 190
 - Yearly Leaders, Twins..... 212
- Pitching Data
 - Annual Team Figures..... 213
 - Career, Twins..... 233
 - Low-Hit Games..... 242
 - Position Players..... 164
 - Rookies, Top Ten..... 228
 - Scoreless Innings Streak, Twins Starters..... 218
 - Shutout Information..... 245-244
 - Top Ten, Season & Career..... 224-226
 - 20-Game Winners, Twins..... 241
 - 200 Innings Pitched, Twins..... 243
 - Yearly Leaders..... 241
- Postseason
 - Boxscores..... 318-346
 - Clinching Dates..... 325
 - Records..... 338-341
 - Leaders, Batting/Pitching..... 342
- Records
 - Date, Record By, 1961-19..... 230
 - Franchise, 1901-2019..... 267-273
 - Home & Road, Annual..... 231
 - Monthly, All-Time..... 229
 - Twins Individual, Game..... 217
 - Twins Individual, Season..... 220
 - Twins Team, Game..... 218-219
 - Twins Team, Season..... 221
 - Retired Numbers, Twins..... 448-450
- Roster
 - All-Time, Twins..... 245-249
 - Built, 2020 Roster..... 173
 - 40-Man Spring, 2020..... 481-482
 - Invites, 2020..... 483
- Rules
 - Earned Runs..... 219
 - Qualifying Numbers..... 137
 - Rookie Qualifications..... 109
 - Saves..... 87
 - Trading Regulations..... 177
- Schedule
 - 2020 Regular Season..... Inside Back Cover
 - Target Field Workout..... 472
 - Scouting Staff..... 369
 - Senators/Twins Franchise History..... 266-273, 343-346
 - Spring Training Information..... 475-479
 - CenturyLink Sports Complex..... 475
 - Standings
 - Major League, 2019..... 189
 - Yearly, Twins..... 276

- Statistics, Twins, 1961-19..... 281-315
- Target Field
 - Accolades..... 433-434
 - Concerts..... 430
 - Information..... 428-429
 - Firsts..... 431
 - Non-Baseball Events..... 430
 - Renovations..... 437-438
 - Seating Diagram..... 432
 - Status..... 435
 - Target Field Station..... 436
- Trades, Twins 1961-2020..... 255-259
- Last Trade With, Twins..... 259
- Uniforms
 - History of Uniforms..... 459-460
 - Sleeve Patches..... 461
 - Uniform Numbers, All-Time Twins..... 250-254
- Year in Review, 2019
 - At a Glance, Twins..... 191
 - Broken Records..... 190-191
 - Extra-Inning Games..... 178
 - Day-By-Day..... 180-182
 - Designated Hitters, Twins..... 190
 - Final Stats..... 176
 - Highs & Lows..... 185
 - Pacesetters, Twins..... 191
 - Transactions, Twins..... 186-188
 - Vs. Left-handers..... 178
 - Vs. Right-handers..... 179

AREAS OF INTEREST

- 20 HR/20 SB, Twins..... 90
- Air Miles Traveled, 2020..... 29
- AL Central History..... 99
- Arizona Fall League, Twins..... 116
- Baseball America Top 10 Prospects..... 134
- Biggest Innings, Twins..... 160
- Birthdates, Twins..... 136
- Calculating Baseball Statistics..... 366
- Clinching Dates, Twins..... 325
- Coaches, 1961-20..... 31
- Come From Behind Wins, Twins..... 158
- Entire Career With Twins..... 233
- Innings, Twins..... 40
- Leaders by Games, Twins, All-Time..... 179
- Longest Games by Inning, Twins..... 143
- Longest Games by Time, Twins..... 73
- Losing Streaks, Twins..... 213
- Magic Number..... 310
- Managers, 1961-20, Twins..... 19
- Milestone Wins, Twins..... 103
- Miscellaneous Baseball Terminology..... 90
- Most Years by Position, Twins..... 262
- Oldest Twins..... 26
- Opposition, Top Hitters/Pitchers..... 209
- Pitching and Hitting Coaches, Twins..... 24
- Pronunciation Guide, Twins..... 173
- RBI, 100-Plus Seasons..... 307
- Record by Decade, Franchise..... 404
- Roberto Clemente Award..... 21
- Runs, Most Scored in a Game, Twins..... 138
- Straight Steal of Home, Twins..... 170
- Ten-or-More Years with Twins..... 300
- Twins Leadership History..... 14
- Winning Streaks..... 288
- Wins, Consecutive vs. Opponent..... 308
- Youngest Twins in Debut..... 23

MEDIA GUIDE SECTIONS	
Front Office Directory/Bios.....	2-16
Coaches and Staff.....	17-34
Player Bios.....	35-173
2019 Year in Review.....	175-192
Opponents.....	193-210
History and Records.....	211-274
Year To Year.....	275-316
Twins In Postseason.....	317-346
Minor Leagues and Scouting.....	347-426
Target Field.....	427-438
All-Star Game.....	439-444
Miscellaneous.....	445-483

The 2020 Minnesota Twins Media Guide was researched, written and edited by Dustin Morse, Mitch Hestad, Matt Hodson, Cori Frankenberg, Elvis Martinez, Brace Hemmelgarn, Mitch George, Nina Zimmerman, Jeff Gillis, Ian Kraft, Evan Triplett, Erik Bremer and Dukes Knutson and is based on information available through February 10, 2020. All statistics were provided by Major League Baseball and are considered unofficial. Images courtesy of Brace Hemmelgarn, Wayne Knyduba, Ben Ludeman, Andrew Mascharka, Mike Janes, Getty Images, MLB Photos, Mortenson Construction and Populous. The information contained is copyrighted and prepared for the use of members of the media. Those wishing to use any of the enclosed material for commercial purposes should contact the Minnesota Twins Communications department.

MINNESOTA TWINS BASEBALL CLUB

TARGET FIELD

1 Twins Way

Minneapolis, MN 55403

Telephone (612) 659-3400

Ticket Information: (612) 33-TWINS or 1-800-33-TWINS

@Twins • facebook.com/twins • www.twinsbaseball.com

EXECUTIVE BOARD

BILL POHLAD

JIM POHLAD

BOB POHLAD

DAVE ST. PETER

ADMINISTRATION

Executive Chair	Jim Pohlad
President and Chief Executive Officer	Dave St. Peter
President, Baseball Operations	Derek Falvey
Executive Vice President, Chief Business Officer	Laura Day
Executive Vice President, Chief Administrative Officer/Chief Financial Officer	Kip Elliott
Executive Vice President, Brand Strategy and Growth	Joe Pohlad
Senior Vice President, Ticket Sales and Brand Partnerships	Mike Clough
Senior Vice President, General Counsel	Mary Giesler
Senior Vice President, Operations	Matt Hoy
Senior Vice President, General Manager	Thad Levine
Vice President, Assistant General Manager	Rob Antony
Vice President, Technology	John Avenson
Vice President, Workplace Diversity and Inclusion	Raenell Dorn
Vice President, Ticket Operations	Paul Froehle
Vice President, Ballpark Operations	Dave Horsman
Vice President, Business Strategy and Analytics	Jason Lee
Vice President, Community Engagement	Nancy O'Brien
Vice President, Player Personnel	Mike Radcliff
Vice President, Human Resources	Leticia Silva
Vice President, Finance	Andy Weinstein
Senior Director, Ballpark Development and Planning	Dan Starkey
Senior Associate Counsel	Matt Kokot
Senior Executive Assistant	Danielle Berg
Executive Assistant	Rachel Snyder
Special Assistants	Bert Blyleven, Rod Carew, Eddie Guardado, Kent Hrbek, Jim Kaat, Tom Kelly, Jack Morris, Tony Oliva

BASEBALL OPERATIONS

Assistant General Managers	Daniel Adler, Jeremy Zoll
Special Assistants to Baseball Operations	Michael Cuddey, LaTroy Hawkins, Torii Hunter, Justin Morneau
Assistant, Major League	Nate Dammann
Director, Professional Scouting	Brad Steil
Director, Amateur Scouting	Sean Johnson
Director, Latin America Scouting and U.S. Integration	Fred Guerrero
Director, Baseball Technology and Video	Sean Harlin
Senior Director, Team Travel	Mike Herman
Coordinator of Instruction	Kevin Morgan
Senior Advisor, Scouting	Deron Johnson
Senior Advisor, Player Development	Sam Perlozzo
Director, Baseball Administration	Kate Townley
Director, Player Development	Alex Hassan
Director, Baseball Research	Karim Kassam
Assistant Director, Amateur Scouting	Tim O'Neil
Assistant Director, Baseball Operations	Nick Beauchamp
Assistant Director, Player Development	Drew MacPhail
Pro Scouting Coordinator	Vern Followell
Senior Manager, International Administration and Education	Amanda Daley
Senior Manager, Minor League Operations	Brian Maloney
Coordinator, Amateur Scouting	Brit Minder
Coordinator, Player Development	Tommy Bergjans
Senior Analyst, Baseball Research and Development	Josh Kalk
Analyst, Player Development	Rachel Heacock
Coordinator, Major League Video	David Jeffrey
Manager, Florida Operations	Victor Gonzalez
Assistant Manager, Florida Operations	Jason Davila

BASEBALL OPERATIONS (CONTINUED)

Coordinator, Professional Scouting Research and Development.....	Zane MacPhee
Coordinator, Amateur Scouting Research and Development.....	Ezra Wise
Data Quality Engineer.....	John Edman
Analysts, Baseball Research.....	Andrew Ettel, Sam Isenberg, Kevin Wright
Analyst, Advance Scouting.....	Josh Ruffin
Motion Data Analyst, Baseball Research.....	Colin Robertson
Advance Scouts.....	Frankie Padulo, Colby Suggs
Administrative Assistant.....	Shelly Brandt

COMMUNICATIONS

Senior Director, Communications.....	Dustin Morse
Senior Manager, Communications.....	Mitch Hestad
Manager, Communications.....	Matt Hodson
Coordinator, Publications and Photography.....	Brace Hemmelgarn
Coordinator, Communications/Interpreter.....	Elvis Martinez
Team Curator.....	Clyde Doepner

COMMUNITY RELATIONS

Senior Director, Diversity and Inclusion Strategy.....	Miguel Ramos
Director, Community Relations.....	Kristin Rortved
Executive Director, Twins Community Fund.....	Stephanie Johnson
Senior Manager, Community Engagement/Events.....	Julie Vavruska
Manager, Community Relations and Youth Engagement.....	Josh Ortiz
Senior Coordinator, Community Relations.....	Sondra Ciesielski
Coordinator, Community Relations.....	Chelsey Falzone
Mascot Supervisor.....	Blair Kelly
Mascot Assistant.....	Wyatt Fitzsimmons

BROADCAST

Senior Manager, Broadcast.....	Andrew Halverson
Radio Network Executive Producer.....	Mark Genosky
Radio Network Assistant Producer.....	Kyle Popovich
Radio Network Play-by-Play.....	Cory Provus
Radio Network Play-by-Play/Analyst.....	Dan Gladden
Radio Network Studio Host/Play-by-Play.....	Kris Atteberry
Radio Network/Television Analyst.....	Jack Morris
Radio Engineer.....	Kyle Hammer
Television Play-by-Play.....	Dick Bremer
Television Analysts.....	Bert Blyleven, LaTroy Hawkins, Jim Kaat, Tim Laudner, Justin Morneau, Roy Smalley
Spanish Radio Play-by-Play.....	Alfonso Fernandez
Spanish Radio Analyst.....	Tony Oliva
Spanish Radio Engineer.....	Blake LaBarre

BRAND PARTNERSHIPS

Senior Director, Brand Partnerships.....	Ryan Gorman
Director, Partnership Strategy and Development.....	Jordan Woodcroft
Managers, Partnership Sales.....	Doug Beck, Chad Jackson
Director, Partnership Activation.....	Amelia Johnson
Senior Manager, Radio Partnerships & Administration.....	Amy Johnson
Account Managers, Partnership Activation.....	Hannah Hilbert, Joe Morin, Kevin Nelson, Alexa Toborg

BRAND MARKETING

Senior Director, Brand Strategy.....	Heather Hinkel
Senior Director, Brand Experience and Innovation.....	Chris Iles
Director, Game Day Experience.....	Sam Henschen
Creative Director.....	Kevin Hughes
Senior Manager, Special Events and Promotions.....	Mitch Retelny
Senior Manager, Project Lead.....	Corrina Wertzberger
Manager, Video.....	Jim Diehl
Manager, Digital Content.....	Brea Hinegardner
Manager, Scoreboard Operations.....	Jeremy Loosbrock
Manager, Digital Experience.....	Mac Slavin
Senior Motion Graphics Producer.....	Matt Semke
Senior Video Producer.....	Peter Nelson
Graphic Designer.....	Rachel Haselhorst
Multimedia Producer.....	Michael Richmond
Coordinator, Brand Marketing.....	Abby Martinson

BUSINESS STRATEGY AND ANALYTICS

Senior Director, Business Strategy and Analytics	Brandon Johnson
Senior Manager, Business Strategy & Analytics	David Kingery
Analyst, Consumer Insights and Analytics	Hannah Karl
Analyst, Business Intelligence.....	Jeff Yang
Analyst, Customer Relationship Management.....	Sam Johnson
Data Scientist, Business Strategy and Analytics.....	Jared Oeth

TICKET SALES AND SERVICE

Senior Director, Ticket Service and Retention	Eric Hudson
Senior Director, Ticket Strategy and New Business	Rob Malec
Director, Suites and Premium Seating.....	P.J. Williams
Senior Manager, Season Retention and Service.....	Craig Gumz
Senior Manager, Group Sales and Service	Phil McMullen
Senior Season Ticket Sales and Service Executive.....	Andrea Kray
Senior Group Sales and Service Executives	Luis Breazeale, Andrew Reichert
Senior Suite and Premium Sales Executives.....	Todd Krulewich
Senior Premium Sales and Service Executives.....	Alex Hover, Cory Johnson
Season Ticket Sales and Service Executives	Katelyn Munson, Nick Sarnicki, Bryan Sowieja
Group Ticket Sales and Service Executives	Brian Bessler, Peter Farley, Jake Langer
Suite and Premium Sales Executive	Ryan Heinritz
Manager, New Business Development	Bryan Van Den Bosch
Business Development Executives.....	Ben Gorman, Jeff Hackenmueller, Alec Herbst,
.....	Jack Heruth, Luke Phifer
Suite and Premium Seating Service Representative.....	Emily Goerd
Inside Sales and Service Executives	Nate Anderson, Kyle Kane, Major Postma, Shea Swanson,
.....	Dominic Toeller, Ryan Thomson
Ticket Sales Coordinators	Caleb Forborg, Victoria Quast

HUMAN RESOURCES

Director, Payroll	Lori Beasley
Human Resources Generalist	Holly Corbin
Coordinator, Human Resources	Maria Salazar
Administrator, Payroll/HRIS	Molly Partyka
Human Resources Specialist/Recruiter	Atessa Majd

FINANCE & PROCUREMENT

Director, Accounting	Lori Windschitl
Senior Manager, Financial Planning and Analysis.....	Mike Kramer
Senior Manager, Ticket Accounting.....	Jerry McLaughlin
Manager, Accounting.....	Matt Fernholz
Senior Coordinator, Accounts Payable	Amy Fong-Christianson
Senior Accountant	Lyndsey Taylor
Senior Director, Procurement	Bud Hanley
Senior Manager, Procurement.....	Mike Sather
Manager, Procurement	Beth Vail Palm

TECHNOLOGY

Senior Director, Business Systems.....	Wade Navratil
Director, Technology Infrastructure and Information Security.....	Jason Meszaros
Senior Manager, Technology Infrastructure.....	Tony Persio
Administrator, Infrastructure Systems	Brent Hildebrandt
Engineer, Broadcast Coordinator.....	Ryan Schmit
Manager, Business Systems.....	Shelley Andrew
Director, Baseball Systems.....	Jeremy Raadt
Senior Data Engineer, Baseball Systems	Jerad Parish
Developers, Baseball Systems.....	Hans Van Slooten, Nick Winegar
Developer, Business Systems	Virginia de la Riva
Junior Developer, Baseball Systems.....	Anthony Metcalfe
Senior Data Engineer, Business Systems.....	Jason Neubauer
Data Engineer, Business Systems	Joe Wilmouth
Technology Operations Specialists	Bilal Ghandour, Alex Manton

BALLPARK OPERATIONS

Senior Director, Guest Experience	Patrick Forsland
Senior Director, Facilities.....	Gary Glawe
Director, Security	Jeff Beahen
Head Groundskeeper	Larry DiVito
Manager, Field Maintenance	Jarad Alley
Manager, Grounds.....	Al Kuehner
Supervisor, Grounds Crew.....	Tyler Carter
Senior Manager, Ballpark Maintenance.....	Dana Minion
Maintenance Mechanics.....	Dan Deephouse, Aaron Goldenstein, Sean Grady, Taylor McCabe, Ryan Rikkola
Maintenance Mechanic/Master Electrician.....	Jason Bifulk
Maintenance Mechanic/Painter.....	Matthew Saros
Director, Guest Services.....	Katie Rock
Manager, Authentics and Retail Sales.....	Venika Streefer
Manager, Building Security	Jeff Reardon
Manager, Event Security.....	Scott Larson
Manager, Ballpark Operations.....	Josh Fallin
Coordinator, Ballpark Operations	Ivan Cardona
Senior Manager, Guest Services	Bryan Johnson
Coordinator, Office Services.....	Jake Petersen
Assistant, Front Office.....	Tina Flowers
Senior Director, Target Field Events and Tours.....	David Christie
Manager, Target Field Events	Quinn Handahl
Ballpark Tour Guide.....	Forrest Brandt
Coordinator, Target Field Events.....	Hannah Dye

TICKET OPERATIONS

Senior Director, Ticket Operations.....	Mike Stiles
Senior Manager, Ticket Operations	Ashley Geldert
Manager, Call Center Operations.....	Mark Engstrom
Assistant Manager, Ticket Operations	Colleen Seeker
Senior Coordinator, Call Center	Chris Frogge
Senior Coordinator, Ticket Operations.....	Kelton Splett
Coordinator, Box Office.....	Nick Doncits
Manager, Florida Business Operations.....	Mark Weber

CLUBHOUSE

Equipment Manager.....	Rod McCormick
Assistant Manager, Home Clubhouse	Tim Burke
Major League Clubhouse Attendant.....	Frank Hanzlik
Visiting Clubhouse Manager	Marcus McKenzie
Head Performance Chef.....	Kyle McCleary
Bullpen Catchers.....	Garrett Kennedy, Connor Olson

MEDICAL STAFF / PERFORMANCE STAFF

Director, Medical High Performance	Dr. Chris Camp
Medical Director, Emeritus	Dr. John Steubs
Orthopedic Physicians.....	Dr. Michael Knudson, Dr. Corey Wulf
Internal Medicine Physicians.....	Dr. Amy Beacom, Dr. Rahul Kapur, Dr. David Olson
Major League Sports Psychologist	Dr. Justin Anderson
Minor League Sports Psychologist.....	Dr. Omar Figueroa, Dr. Jaimie Rubin
Head Athletic Trainer.....	Michael Salazar
Assistant Athletic Trainers	Masamichi Abe, Matt Biancuzzo
Director, Strength and Conditioning.....	Ian Kadish
Assistant, Major League Strength and Conditioning.....	Andrea Hayden
Physical Therapist.....	Jeff Lahti
Massage Therapist.....	Kelli Bergeim
Motion Performance Coach.....	Martijn Verhoeven
Major League Head Dietitian	Rasa Troup
Minor League Dietitian	Kara Lynch



JIM POHLAD

EXECUTIVE CHAIR

2020 marks Jim Pohlad's 37th season with the Minnesota Twins, owned by the Pohlad family since 1984. Jim provides leadership to the Twins on the family's behalf.

In addition to his position with the Twins, Jim oversees Pohlad Companies' Sports and Entertainment Group, Real Estate (United Properties) Group, and the Pohlad Investment Management Group. He also serves on several committees for Major League Baseball.

Through his leadership role on the board of the Pohlad Foundation, Jim is civically engaged in supporting organizations and programs that advance the well-being and interests of children and families in the Twin Cities and surrounding communities. In the past, Jim has supported and provided leadership to the Minneapolis Institute of Arts, The Minneapolis Foundation, Park Nicollet Health Services and Melrose Center.

Jim holds a degree in Business Administration from the University of Southern California. Reflecting his deep commitment to the Pohlad family's home state of Minnesota, Jim resides with his family in the city of Minneapolis.



★ THE TWINS TRADITION ★

PASSION

We come from diverse backgrounds and are united by the common bond of baseball. We are committed to winning on the field, delighting our fans, and growing the game that we love.

HUSTLE

Every day, we bring it – effort, pure and simple – on and off the field. We never give up.

HEART

Our team is compassionate, loyal and authentic. We are devoted to giving back to Twins Territory and inspiring each member of our community.

FUN

From our clubhouse to our front office, we strive to deliver magic moments that bring unbridled joy to everyone throughout Twins Territory.



TWINS TRADITION AWARD

Given annually to a Twins employee who best exemplifies the four pillars of the Twins Tradition.

- 2012 – Jim Rantz, Senior Director of Minor League Operations
- 2013 – Lori Beasley, Director of Payroll
- 2014 – Patrick Forsland, Director of Guest Services
- 2015 – Mike Stiles, Director of Box Office
- 2016 – Beth Vail Palm, Manager of Marketing Communications
- 2017 – Larry DiVito, Head Groundskeeper
- 2018 – Bilal Ghandour, Technology Operations Specialist
- 2019 – Chelsey Falzone, Community Relations Coordinator



DAVE ST. PETER

PRESIDENT AND CHIEF EXECUTIVE OFFICER

Dave St. Peter was named the fourth president in Minnesota Twins history on November 26, 2002. St. Peter also assumed the Chief Executive Officer title on December 21, 2016 and continues to oversee the team's day-to-day operations, strategic planning and interaction with Major League Baseball.

St. Peter played a central role in the approval, design, construction and opening of Target Field, which was named 2011 Sports Facility of the Year by the *Sports Business Journal* (SBJ). He also has played leadership roles in securing the 2021 NHL Winter Classic for Target Field; construction of a new player-development Academy in the Dominican Republic; hosting the 2014 Major League Baseball All-Star Game – which earned finalist honors from SBJ for Event of the Year; expansion of the CenturyLink Sports Complex in Fort Myers, FL – named *Ballpark Digest's* 2015 Major Ballpark Renovation of the Year; as well as forging the team's partnership with Hennepin County on the design and programming of Minnesota's award-winning intermodal transit hub – Target Field Station.


At age 53, St. Peter begins his 31st year with the Twins. He joined the organization as an intern in 1990 and over his first decade with the franchise held a variety of positions including Pro Shop Manager, Communications Manager, Vice President of Corporate Communications and Senior Vice President of Business Affairs. As the club president, the Twins established a new single season franchise attendance record in 2010 by attracting more than 3.2 million fans to Target Field, while the team was recognized by ESPN as having the best stadium experience in all of professional sports. St. Peter's leadership has been integral in the team's growing corporate partnership base; development of the "Magic Moments" customer service initiative; the "Go Twins, Go Green" environmental stewardship platform; expansion of the Treasure Island Baseball Network; aggressive community outreach; and enhanced alumni involvement – including creation of the Twins Hall of Fame.

St. Peter has been part of a leadership team helping the franchise advance to postseason play eight times since 2002. During St. Peter's leadership tenure, the Twins have twice been named "Organization of the Year" by *Baseball America* (2002 and 04). In 2006, the entire Twins organization was recognized as the *Minneapolis Star Tribune's* "Sports Person of the Year." The franchise received the Atlanta Sports Council's Horizon Award (2002) as the Professional Sports Organization of the Year, while the Twins Community Fund was a 2000 recipient of the Greater Minneapolis Chamber of Commerce's Quality of Life Award and a 2006 recipient of a Project Evergreen Award. The State of Minnesota named the Twins organization a Yellow Ribbon Company in 2014. The Twins have been honored seven times by the *Star Tribune* as one of the "Top 100" workplaces in Minnesota. In 2011, the Twins were the recipient of the Minneapolis Park and Recreation Board's "Living the Dream" Award. Since 2012, the Twins have been a Yellow Ribbon Company in recognition of support for veterans as well as active duty soldiers. In 2016, the Minneapolis Regional Chamber of Commerce presented the Twins with an "Honored Company" Award in recognition of outstanding community service. In 2019, the U.S. Green Building Council selected the Twins as a recipient of the Greenbuild Leadership Award recognizing excellence in the creation of healthier, more sustainable buildings and communities.


Individually, St. Peter has been named to the Street and Smith's *Sports Business Journal* and *Minneapolis-St. Paul Business Journal's* "Forty under 40" lists. In 2018, St. Peter was recognized by the Positive Coaching Alliance as Minnesota's Triple-Impact Competitor Business Executive of the Year.

At the league level, St. Peter serves as a Trustee on the MLB-MLBPA Player Pension Committee. In the community, St. Peter serves on the boards of the YMCA of the Twin Cities, NuLoop Partners and the University of North Dakota Alumni Association. He also serves on the National Advisory Council for Pitch In for Baseball & Softball.

St. Peter was born in Bismarck, North Dakota, and graduated from the University of North Dakota in 1989. Dave has three grown sons – Jack, Eric and Ben – and makes his home in Chanhassen, MN.



BUSINESS EXECUTIVES



Laura Day

EXECUTIVE VICE PRESIDENT, CHIEF BUSINESS OFFICER

Laura Day is in her 25th season with the Twins. She was named Executive Vice President, Chief Business Officer, in December of 2016 and oversees the Twins' revenue-generating efforts, including ticket sales and service, premium seating, brand partnerships and non-baseball Target Field events. She is also responsible for the club's business strategy and analytics, broadcast, community engagement and emerging markets efforts. She plays a key role in shaping the team's strategic business plan, and has oversight of the Twins customer retention and loyalty programs.

Day got her start in sports working for the Twins from 1991-99 and 2003-04, holding a variety of posts including Director of Corporate Marketing and Vice President of Sales and Marketing. She also served as Vice President of Sales for Victory Sports One (the Twins former Regional Sports Network). She rejoined the Twins in August 2006 as SVP, Business Development, and played a central role in the planning, development, sales and marketing of Target Field's launch in 2010. That year, the Twins established a franchise attendance record by attracting more than 3.2 million fans and the club was recognized by ESPN as having the best stadium experience in all of professional sports. She was named EVP, Business Development for the Twins in January 2012.

Prior to rejoining the Twins, Day was one of the first Minnesota Wild employees, helping launch the Xcel Energy Center as Vice President of Corporate Partnerships from 1999-2002. During her tenure with the Wild, she led the sales strategy and development teams, launched the Twin Cities' first premium seating program, and spearheaded the acquisition of naming rights and building founding partners.

In 2007, Day was named to the *Minneapolis/St. Paul Business Journal's* "Women to Watch" list. She was a recipient of the *Sports Business Journal's* 2015 "Game Changer" award, which recognizes women who have a major impact on the sports business. In the community, Day currently serves as Board Chair for the Minneapolis Downtown Council and is a board member of the Minnesota Women's Economic Roundtable. She also serves on the Minnesota Twins Community Fund board. Previously, she served as a board member for the Greater Twin Cities United Way, the Minnesota State University Sports Management Program and Cornerstone, while she was an active member of the Executive Leadership Team for the Start! Heart Walk benefiting the American Heart Association.

The Stillwater, MN native attended Lakewood Community College and splits her time between residences in Minneapolis and Hudson, WI, with her husband, Mike.



Kip Elliott

EXECUTIVE VICE PRESIDENT, CHIEF ADMINISTRATIVE OFFICER / CHIEF FINANCIAL OFFICER

Kip Elliott enters his 29th year with the Twins in 2020 and was named to his current title on December 21, 2016. He previously served as Executive Vice President, Business Administration and Chief Financial Officer since January of 2012, after serving as Chief Financial Officer since January of 1999.

Elliott joined the Twins in May 1992 as Accounting Manager and held the position of Controller from 1995-98. He was named Senior Vice President on August 28, 2006. He was employed by the public accounting firm of Coopers and Lybrand from 1989-92.

Elliott, who was named the 2010 "CFO of the Year" by the *Minneapolis/St. Paul Business Journal*, is responsible for overseeing the Twins' finance, human resources, procurement, technology, ticket operations and ballpark operations departments, including management of the organization's annual financial reporting and its financial relationship with Major League Baseball. As part of the senior management team, he also plays a key role in the structuring and implementation of the club's strategic plan, as well as the ongoing facility planning for Target Field, CenturyLink Sports Complex and the player-development Academy in the Dominican Republic.

Elliott serves on the Board of Directors for Sports Minneapolis. He also serves as a trustee on MLB's Non-Uniformed Personnel Pension Plan Committee and the Minor League Baseball Health & Welfare Pan and is a member of MLB's Insurance Task force. Additionally, he is a member of the University of Northern Iowa Accounting Advisory Council and serves on the Finance Committee of the Hudson Hockey Association.

Elliott, a certified public accountant, was raised in rural Fredericksburg, IA, and graduated summa cum laude from the University of Northern Iowa in 1989.

Kip, wife, Jodi, and children, Carter, Maxwell and Maree, make their home in Hudson, WI.

BUSINESS EXECUTIVES



JOE POHLAD

EXECUTIVE VICE PRESIDENT, BRAND STRATEGY & GROWTH

Joe, who was named to his current role in September of 2018, began his career at the Pohlad Companies with the Twins in 2007. Upon graduating from Stonehill College in Easton, MA with a B.A. in Communications, he has held various positions within the Twins organization, including in the areas of marketing, baseball and operations. He was named to *Twin Cities Business*' list of "100 People to Know" in 2020.

In his current role, Pohlad leads the club's brand strategy group, which includes marketing, content production, game day experience and innovation.

In 2015, Joe became CEO of Go Media, home to radio station Go 96.3. Under Joe's leadership, Go Media diversified its format and reach in the Twin Cities region. He led the transition of 96.3 from a classic rock and Twins Baseball format to modern alternative and, with the purchase of 95.3, launched a modern hip hop station in 2016.

Joe resides in Edina, MN, with his wife, Sara, and their sons Sam, Noah and Isaac.



MIKE CLOUGH

SENIOR VICE PRESIDENT, TICKET SALES & BRAND PARTNERSHIPS

Mike Clough, who enters his 12th season with the Twins, was named Senior Vice President, Ticket Sales & Brand Partnerships in February of 2019. Clough joined the organization in 2009 and has served in the roles of Senior Director, Ticket Sales & Service from 2009 to 2013, Vice President, Ticket Sales & Service from 2014 to 2016 and Senior Vice President, Ticket Sales & Service from 2016-19.

In his current role, Clough is responsible for the team's ticket sales and service efforts, which includes management of the Twins season, premium, group and single-game ticket holder relationships. In addition, he oversees the club's brand partnership group, which is rooted in building strategic sponsorship with local, regional and national partners.

Prior to joining the Twins, Clough served in a leadership role with the NHL's Tampa Bay Lightning from 2003-09, and a five-year, sales-focused stint with the New York Islanders from 1998-2003. Clough is also a 2015 Twin Cities Finest honoree as recognized by the Cystic Fibrosis Foundation.

A native of Long Island, NY, Clough graduated with a degree in Sports Management from Robert Morris University, where he was also a member of the men's soccer team.

Mike and his family reside in Maple Grove, MN.



MARY GIESLER

SENIOR VICE PRESIDENT, GENERAL COUNSEL

Mary Giesler joined the Twins organization as its first General Counsel on March 24, 2014. She was promoted to Senior Vice President, General Counsel in December of 2016. In her role as the organization's chief legal officer, Giesler provides legal counsel and oversight on all business-related matters, serves as the team's liaison with Major League Baseball's legal department, and manages outside-counsel relationships.

Since joining the Twins, Giesler led the club's legal effort in the public-private development of Target Field Station, a unique transit hub with public gathering spaces immediately adjacent to Target Field, and in the construction of a new player-development Academy in the Dominican Republic, which opened in January of 2017.

Prior to joining the Twins organization, Giesler was a long-time partner at the Minneapolis-based law firm of Kaplan, Strangis and Kaplan (KSK), where she served a variety of clients in the areas of public-private partnerships, corporate governance, mergers and acquisitions, and securities law matters. Through her work at KSK, Giesler played a key role in the negotiation and preparation of many agreements that were integral to the approval, design, construction and opening of Target Field. Prior to joining KSK, Giesler spent eight years at the Minneapolis firm of Lindquist & Vennum. In 2014, she was named an Attorney of the Year by *Minnesota Lawyer*.

Giesler received her law degree from William Mitchell College of Law and her B.A. from Gustavus Adolphus. She currently serves on the Board of Directors for the Minneapolis Regional Chamber.

A native of Aitkin, MN, she and her fiancé, Loren, make their home in Woodbury, MN.

BUSINESS EXECUTIVES



MATT HOY
SENIOR VICE PRESIDENT, OPERATIONS

Matt Hoy, who begins his 35th year with the Twins in 2020, was named Senior Vice President of Operations on January 18, 2012.

Hoy joined the Twins in January of 1986 as a member of the sales staff, and has held positions as Director of Novelty Operations and Director of Sales. He was the Director of Operations before his promotion to Vice President in April of 1992.

His responsibilities include overseeing ballpark operations, guest and premium services, security, office services, grounds, maintenance, concessions and merchandise sales. Hoy is the Twins liaison to the Minnesota Ballpark Authority and has spent time highly involved in the JDRF Walk to Cure Diabetes, which is one of the largest fundraising events in the Twin Cities area. He also serves on the Board of Directors for the Warehouse

District Business Association.

Hoy was born in St. Paul and attended Blake School in Hopkins, MN. He resides in Mound, MN.



JOHN AVENSON
VICE PRESIDENT, TECHNOLOGY

John Avenson, who begins his 27th season with the Twins in 2020, was named Vice President of Technology on December 22, 2006. Prior to being elevated to his current position, Avenson served as Director of Baseball IS/Network.

Avenson oversees and manages the purposes of technology for all disciplines of the organization. John and his team develop and deliver Baseball, Business and Broadcast solutions that elevate the fan experience and team performance. His group designs, implements and operates innovative technology infrastructure at Target Field, CenturyLink Sports Complex and the Twins' Dominican Republic Development Academy. He was named a Chief Information Officer of the Year by the *Minneapolis/St. Paul Business Journal* Orbis

Awards in 2013 and 2018. The Twins organization was named a 2018 Minnesota High Tech Association Teckne Awards finalist for John's fan-centered video solution at Target Field. He currently serves on the Advisory Board of the TwinsCitiesCIO Leadership Association.

A veteran of the Persian Gulf War, Avenson served with the United States Marine Corps where he maintained aircraft information for RF-4B and F/A-18 squadrons.

A graduate of the University of Minnesota with a degree in Computer Science, Avenson and his family reside in Minnetonka, MN.



RAENELL DORN
VICE PRESIDENT, WORKPLACE DIVERSITY AND INCLUSION

Raenell Dorn, who begins her 47th season with the Twins in 2020, was named to her current role in January of 2019 after 20 seasons as Vice President of Human Resources and Diversity. Raenell helps drive the vision and direction of the club's workforce diversity strategy, collaborating with the senior leadership team, club employees and members of the community to advance diversity and inclusion.

Dorn helps lead the development of a comprehensive strategic workforce diversity plan for the organization, identifying accountability and ensuring plan initiatives are prioritized, operationalized and continuously assessed. In addition, Raenell partners with Major League Baseball's broader diversity and inclusion outreach efforts and also serves on the board of Crescent Cove.

She established a Sports Career Fair held toward the end of each season, which offers participants access to many sports teams and sports divisions of the Twins' media partners. Dorn is the liaison to the Twins Wives Organization and leads the group's efforts in both fundraising and in-kind giving.

Dorn was named Industry Leader and received the Women in Business award in 2008 by the *Minneapolis/St. Paul Business Journal*.

She was born in New Prague, MN, and graduated from Metropolitan State (MN) University with a degree in Business Administration. Raenell resides in Eden Prairie, MN, with her husband, Harvey. They have two grown children, Bryan and Christopher.

BUSINESS EXECUTIVES



PAUL FROEHLE

VICE PRESIDENT, TICKET OPERATIONS

Paul Froehle, who is in his 35th season with the Twins, was promoted to Vice President of Ticket Operations on December 18, 2013. Froehle joined the Twins in November of 1985 as Ticket Manager for the club. He was promoted to Director of Ticket Operations in 1999. Prior to being named to his current position, he served as Senior Director of Ticket Operations since 2010.

Froehle oversees all ticket-related events hosted at Target Field, and at Hammond Stadium during Spring Training. His responsibilities include distribution, processing, design layout and reporting of all tickets associated with Twins Baseball and Target Field. He has been an active member of INTIX – International Ticketing Association, a nonprofit membership organization committed to leading the forum for the entertainment ticketing

industry. He is also a local member of TSG Ticket Services Group Upper Midwest, which promotes the common interests of ticket service professionals through the sharing of ideas, information, knowledge and experiences. Prior to joining the Twins, he was the Assistant Ticket Manager with the NHL's Minnesota North Stars. In 2003, Froehle was voted Ticketing Professional of the Year by the INTIX Association.

The Hibbing, MN, native graduated from Fridley High School, attended North Hennepin Community College and graduated from Metropolitan State (MN) University. Froehle resides in Minneapolis.




DAVE HORSMAN

VICE PRESIDENT, BALLPARK OPERATIONS

Dave Horsman, who is in his 26th season with the Twins, was promoted to Vice President of Ballpark Operations in January of 2020. He joined the Twins in April of 1995 as an office services assistant and has held positions at all levels of stadium operations, most recently as Senior Director of Ballpark Operations.

In his current role, Horsman is responsible for the execution of all Target Field events, including security, guest services, emergency operations and event services. He also oversees day-to-day activities at the ballpark, as well as budgeting and expense management for all facets of ballpark operations. He serves on the Budget and Operations Committee of the Minneapolis Downtown Improvement District, and has been actively involved with Ronald McDonald House Charities for many years.

Dave and his wife Andrea reside in Roseville, MN, along with their daughters Sydney and Natalie.



JASON LEE

VICE PRESIDENT, BUSINESS STRATEGY AND ANALYTICS

Jason Lee joined the Twins as Vice President, Business Strategy and Analytics in December of 2018. In his role, Lee leads the development of consumer insights, advanced business analytics and data-driven strategies aimed at driving growth and innovation for the Twins' business operations. He was named to *Twin Cities Business'* list of "100 People to Know" in 2020.

His key responsibilities include overseeing business intelligence, revenue forecasting, consumer lifecycle modeling and predictive analytics, in order to accelerate the club's revenue growth and business performance.

Prior to joining the Twins, Lee served as Senior Business Development Manager at Amazon in New York, where he managed strategic growth partnerships and distribution for Amazon Prime Video. He also spent three years at Google, where he led data analytics and consumer insights in support of the company's advertising sales division. He has also held prior roles at Uber, Paperless Post and Cartesian.

Lee is a native of Lenexa, KS. He attended Brown University, receiving a bachelor's degree in International Relations. He earned his MBA from Harvard Business School in 2016.

Jason and his wife, Nicole, reside in Minneapolis.

BUSINESS EXECUTIVES



NANCY O'BRIEN
VICE PRESIDENT, COMMUNITY ENGAGEMENT

Nancy O'Brien, who is in her 20th season with the Twins, was named Vice President, Community Engagement in February of 2019. In her current role, O'Brien leads the team's community outreach efforts, highlighted by the work of the Twins Community Fund and the club's community relations department.

Prior to shifting to her current role, Nancy had served as the club's Vice President, Brand Marketing and Senior Director, Brand Marketing. She held a similar position with the Oakland Athletics as their Director of Advertising and Premium Seating, until she returned home to the Twin Cities and joined the Twins.

During her brand marketing leadership tenure, O'Brien helped launch the popular "Get to Know 'Em" and "Twins Territory" marketing campaigns, which have been recognized

with many creative honors.

O'Brien received her bachelor's degree in Economics from St. Olaf College and her MBA in marketing from the University of Minnesota Carlson School of Management.

Nancy, along with husband, John, and children, Danny, Shea and Joey, reside in Plymouth, MN.



LETICIA SILVA
VICE PRESIDENT, HUMAN RESOURCES

Leticia Silva is beginning her 23rd season with the Twins and her first as Vice President of Human Resources, a position she was named to in January of 2020. She began her Twins career as an intern in 1998 and joined the club's Finance/Human Resources department full-time during the 1998 season, serving in various Human Resources positions since.

She oversees the Human Resources department which includes talent acquisition, organizational and employee development, compensation, benefits, diversity and inclusion, HRIS, employee relations, and administrative services.

Silva received her bachelor of science degree from the University of Minnesota Carlson School of Management where she was a four-year recipient of the University of Minnesota's Puckett Scholarship founded by Kirby and Tonya Puckett. Leticia currently holds certification

as Senior Certified Professional through the Society of Human Resources Management (SHRM-SCP) and Senior Professional in Human Resources (SPHR) through the HR Certification Institute.

Leticia resides in St. Paul, MN, with her husband, Joe, and their five children, Elina, Liliana, Joe Jr., Adriana and Marco.



ANDY WEINSTEIN
VICE PRESIDENT, FINANCE

Andy Weinstein, who begins his 19th season with the Twins, was named Vice President, Finance in January of 2020. Weinstein joined the Twins in 2001 as the Director of Financial Planning and Analysis, before serving as Director, Finance from 2007-2009, followed by Senior Director, Finance from 2009-2019. Prior to joining the Twins, Weinstein was employed by the public accounting firm Arthur Andersen where he worked in the audit practice from 1998-2001 and obtained his Certified Public Accounting license.

Weinstein oversees the daily accounting and finance functions of the club, including financial reporting, budgeting and cash management. He played a key role in developing the financial model used for the financing of Target Field and maintains the club's relationship with financing partners.

Weinstein served on the Board of Directors for Reach for Resources, Inc., a local nonprofit that provides therapeutic services and training to individuals with cognitive disabilities, from 2005-2018 and served as the Board Treasurer for 10 years.

A 1997 graduate of the University of Wisconsin-Madison, he and his wife, Jodie, reside in Minnetonka, MN with their twin sons Ben and Jimmy.

BASEBALL EXECUTIVES



DEREK FALVEY PRESIDENT OF BASEBALL OPERATIONS

Derek Falvey was named President of Baseball Operations in November of 2019 after serving under the title of Executive Vice President, Chief Baseball Officer since October of 2016. Under Falvey's leadership, the Twins have compiled a record of 264-222 (.543) and have reached the postseason twice in his three seasons, winning the American League Wild Card in 2017 and the American League Central Division in 2019. In addition, the 2019 Twins posted a record of 101-61, the second most wins in Twins/Senators franchise history, trailing the 1965 club, which went 102-60.

As the President of Baseball Operations, Falvey is responsible for establishing the vision and related strategies for the club's baseball operations. Specifically, he oversees all aspects of the department, including: the major league team, coaches and support staff; contract negotiations; player development; scouting; research and development; medical; and, communications. Falvey is the sixth head of the Twins baseball operations department, joining Calvin Griffith (1961-84), Howard Fox (1985-86), Andy MacPhail (1986-94), Bill Smith (2007-11) and Terry Ryan (1994-2007, 2011-16). He was named to *Twin Cities Business'* list of "100 People to Know" in 2018.

Falvey's career in baseball started with the Cleveland Indians in November of 2007 when he began an internship in Baseball Operations. In his first three years with the Indians, Derek assisted both the Amateur and International Scouting Departments, before spending the 2011 season as Assistant Director of Baseball Operations. He was promoted to Director of Baseball Operations in December of 2011, then elevated to Assistant General Manager in 2016.

During his time in Cleveland, Derek assisted President of Baseball Operations Chris Antonetti and General Manager Mike Chernoff in all areas of baseball operations, including financial, statistical, and contractual dealings, and contributed to all aspects of professional and amateur player procurement and development. He also oversaw the advance scouting process and worked closely with Manager Terry Francona and the major league coaching staff to assist in the day-to-day management of major league operations.

Derek played baseball at Trinity College in Hartford, CT, where he earned a degree in Economics in June of 2005. After graduating, Falvey returned home to the Boston, MA area, where he worked until joining the Indians in the fall of 2007.

Derek resides in Edina, MN, with his wife, Meghan, their son, Jack, and daughter, Brynn.



BASEBALL EXECUTIVES



THAD LEVINE
SENIOR VICE PRESIDENT, GENERAL MANAGER

Thad Levine was hired by the Twins as Senior Vice President, General Manager in November of 2016. Thad partners with President of Baseball Operations, Derek Falvey, to lead all facets of the Twins' baseball operations, including major league operations, scouting, player development and player procurement. He was named to *Twin Cities Business'* list of "100 People to Know" in 2018.

Levine spent 11 seasons as Assistant General Manager for the Texas Rangers, a position he held since October of 2005. In that role, he assisted Rangers President of Baseball Operations/General Manager Jon Daniels with all responsibilities of major league operations, including player acquisitions, roster composition, contract negotiations, and statistical and financial analyses, and he also oversaw Texas' international scouting

department. Prior to his time with the Rangers, Levine spent six seasons as Senior Director, Baseball Operations for the Colorado Rockies and, prior to that, was Colorado's Director of Baseball Administration (2002-04) and the team's Assistant Director of Baseball Administration (1999-2002).

Thad went to the Rockies from Los Angeles, where he worked one season for the Dodgers (business development) and earned an MBA from UCLA in 1999. He has marketing experience with Coca-Cola, the Rockport Company and Reebok, Ltd.

Levine has served on the Board of Directors for several nonprofit entities.

Born in Alexandria, VA, Thad earned a bachelor's degree in 1994 from Haverford (PA) College, where he played baseball. Thad fulfilled some of his graduate work for his MBA from UCLA while abroad in Cape Town, South Africa.

Thad and his wife, Claudette, reside in Edina, MN, with their three children, Greta, Tess, and Quinn.



MIKE RADCLIFF
VICE PRESIDENT, PLAYER PERSONNEL

Mike Radcliff, a member of the Twins organization since 1987, was named Vice President, Player Personnel in September of 2007. He was named 2011 Scout of the Year in the Midwest by his peers in Major League Baseball and inducted into the Professional Scouts Hall of Fame in July of 2014. In addition, Radcliff was the 2016 recipient of the George Genovese Lifetime Achievement Award in Scouting, given by the Professional Baseball Scouts Foundation. In his current role, he is involved in all evaluation processes—major league, minor league and amateur—and helps to oversee all of the scouting staffs, including pro, amateur and international.

Radcliff, who was named the Director of Scouting in 1993, was the longest-tenured scouting director in Major League Baseball. As Scouting Director, Radcliff managed 27

full-time and 34 part-time scouts, and coordinated the annual amateur draft as well as the international scouting staff. Radcliff is a 1979 graduate of the University of Missouri and began his scouting career as an area scout with the Major League Scouting Bureau in 1983. He was hired as an area scout by the Twins in 1987 and promoted to Midwest Supervisor in 1988.

Mike and his wife, Sherry, have two grown children and reside in Overland Park, KS.

TWINS LEADERSHIP HISTORY

OWNERSHIP

Carl R. Pohlad Family, 1984-present
Calvin R. Griffith Family, 1961-84

PRESIDENTS/CEO'S

Dave St. Peter, 2002-present
Jerry Bell, 1987-2002
Howard Fox, 1984-87
Calvin Griffith, 1961-84

**CHIEF BASEBALL OFFICERS,
PRESIDENTS OF BASEBALL OPS**
Derek Falvey, 2016-present

GENERAL MANAGERS

Thad Levine, 2016-present
Terry Ryan, 1994-2007, 2011-16
Bill Smith, 2007-11
Andy MacPhail, 1986-94
Howard Fox, 1985-86
Calvin Griffith, 1961-84

BASEBALL EXECUTIVES



ROB ANTONY

VICE PRESIDENT, ASSISTANT GENERAL MANAGER

Rob Antony begins his 33rd season in the Twins organization and his 13th as Assistant General Manager, after being named to that role on September 13, 2007. He assumed the role of interim General Manager from July 18–October 3, 2016, before transferring back to his current position. He was promoted to Vice President in December of 2013. He is responsible for overseeing amateur, pro and international scouting, as well as evaluating all players in the Twins organization. Antony also negotiates arbitration eligible contracts and various other contracts, and oversees the baseball operations budgeting process.

Prior to his current position, he was Director of Baseball Operations for 12 seasons and was responsible for various duties in the minor league and scouting departments, including the spring training operation and free agent draft preparations. He was also

responsible for establishing and overseeing the budget for the minor league, major league and scouting departments. He worked closely with the scouting department and scouted players eligible for the free agent draft, as well as amateurs in Australia and Latin America.

Antony was hired as Assistant Director of Media Relations in 1988 after graduating from the University of Minnesota. In June of 1991, he was promoted to Director of Media Relations and held that post until December 1995, when he was promoted to Director of Baseball Operations.

Rob and his wife, Lynn, have two children, Tyler and Emily, and reside in Plymouth, MN.



DANIEL ADLER

ASSISTANT GENERAL MANAGER

Daniel Adler, who was named as an Assistant General Manager in January of 2020, begins his third season with the Twins, after previously serving as Director of Baseball Operations from 2018–19. He was named to *Twin Cities Business*' list of "100 People to Know" in 2019.

He is responsible for heading up the club's Baseball Research and Development efforts, and is involved in all facets of baseball operations, including arbitration, roster construction, athletic performance, player acquisition and player development.

Adler began his career in baseball interning with the Labor Relations Department of Major League Baseball during the summers of 2009 and 2011. After his experiences with MLB, Daniel worked for Boston Consulting Group, focusing on assessing the firm's internal

analytic capabilities. In March of 2012, he was hired by the Jacksonville Jaguars of the NFL to launch and direct a newly created football Research and Development department, one of the first of its kind in the NFL.

Adler, a native of Cleveland, OH, earned his Bachelor of Arts in Economics, J.D. and MBA from Harvard University.

Daniel and his wife, Michele, reside in Minneapolis with their son, Miles.



JEREMY ZOLL

ASSISTANT GENERAL MANAGER

Jeremy Zoll begins his first season as an Assistant General Manager and third season with the Twins, after previously serving as Director of Minor League Operations from 2018–19. In his role, Zoll partners with Dr. Chris Camp to oversee the organization's performance team and drives developmental initiatives in the minor leagues.

Zoll's professional experience began with a summer internship with the Cincinnati Reds in 2011, which was followed by a video internship in 2012 for Toronto's minor league affiliate in Vancouver. In 2013, he started working for the Los Angeles Angels of Anaheim, where he coordinated the organization's efforts in advance scouting.

After working for the Angels for three years, Zoll worked for the Los Angeles Dodgers, serving as their Assistant Director of Player Development for two seasons. While with the Dodgers, he worked on a variety of organizational initiatives ranging from developmental player plans to experimental programs with the Research and Development department.

Zoll grew up in Ridgewood, NJ, and earned his Bachelor of Arts in East Asian Studies with a minor in Economics from Haverford College, while also catching and serving as a captain in his senior season for the Fords baseball team.



Class of 2020



COACHES





5 ROCCO BALDELLI



MANAGER

NAMED MANAGER ON OCTOBER 25, 2018

B/T: R/R
Born: 9/25/1981 in Woonsocket, RI

Resides: Providence, RI
School: Bishop Hendricken High School (Warwick, RI)

PERSONAL: Rocco Dan Baldelli...twitter: @roccobaldelli...2008 winner of the Tony Conigliaro Award, given by the Boston Chapter of the BBWAA to the major league player who has overcome adversity through the attributes of spirit, determination and courage—trademarks of the former Red Sox star outfielder...2004 inductee into the Rhode Island Italian-American Hall of Fame...named all-state in baseball, track, basketball and volleyball at Bishop Hendricken High School in Warwick, RI...remains one of five Rhode Island natives to be selected in the first round of the regular phase of the June Draft, along with pitcher John LaRose (Boston, 1970), infielder Bill Almon (San Diego, 1974), pitcher Pat Combs (Philadelphia, 1988) and infielder Paul Konerko (Los Angeles-NL, 1994)...between 1965-86 the June Draft consisted of two phases.

MANAGERIAL CAREER: 2020 marks Baldelli's second career season as a major league manager...earned first career managerial win on Opening Day March 28 vs. Cleveland in a Twins 2-0 victory...led the Twins to the second-highest win total in franchise history before the All-Star Break (56), three wins shy of the 1969 Twins (59)...suffered first career ejection April 15 vs. Toronto by umpire Mike Estabrook, arguing balls and strikes...suffered second career ejection July 23 vs. New York-AL by umpire Ramon De Jesus, arguing balls and strikes...earned 92nd win September 16 vs. Chicago-AL, joining Alex Cora (103) and Aaron Boone (92) as the only active managers at the time to reach 92 wins in first 150 games managed...earned 100th managerial win September 27 at Kansas City in a 7-inning rain-shortened 6-2 victory, becoming the winningest first-year manager in Twins/Senators franchise history...was also the seventh first-year manager in baseball history to reach 100 wins...finished fifth among that group with 101 wins in his first season...guided the Twins to a 101-61 record, the second-most wins in Minnesota history, behind only the 1965 American League Champions (102-60)...Twins won the American League Central Division title, as he joined Billy Martin (1969), Bill Rigney (1970) and Ron Gardenhire (2002) in becoming the fourth Minnesota skipper to lead the team to the postseason in his first year at the helm...named AL Manager of the Year by the BBWAA, second time in AL (Texas' Jeff Banister in 2015) and eighth time overall that the award went to a manager in his first full season...was the fourth time in club history for a manager to win the award, joining Paul Molitor (2017), Ron Gardenhire (2010) and Tom Kelly (1991); Baldelli, Molitor and Gardenhire marked the first time in baseball history for three managers from one club to win the award in the same decade...finished the ballot with 106 voting points (13 first place votes, 13 second place votes and two third place votes)...named "Coach of the Year" at the 2019 Minnesota Sports Awards, an event that recognizes outstanding achievements of high school, collegiate and professional athletes in Minnesota.

PROFESSIONAL MANAGING/COACHING TIMELINE

2019-20MINNESOTA MANAGER
2018TAMPA BAY MAJOR LEAGUE FIELD COORDINATOR
2015-17TAMPA BAY FIRST BASE COACH
2011-14Tampa Bay Special Assistant, Baseball Ops.

MANAGER OF THE YEAR

ALL-TIME AWARD WINNERS IN FIRST SEASON

Rocco Baldelli, MIN2019
Torey Lovullo, ARI2017
Dave Roberts, LAD2016
Jeff Banister, TEX2015
Matt Williams, WAS2014
Joe Girardi, FLA2006
Dusty Baker, SF1993
Hal Lanier, HOU1986

the game, worked with outfielders and focused on continued development of major league players...he spent the previous three seasons as Tampa Bay's first base coach from 2015-17, and at 33 years old when named to the post on December 19, 2014, he still remains the youngest coach in Rays history, supplanting Billy Hatcher, who was 37 as the first base coach for the inaugural Devil Rays in 1998...prior to joining the coaching staff, he spent four seasons (2011-14) in the Rays organization as a special assistant, baseball operations, a position he accepted in January of 2011 upon retiring from an 11-year career as an outfielder.

PLAYING CAREER: Played seven seasons in the major leagues, six with Tampa Bay (2003-04, 2006-08 & 2010) and one in Boston (2009)...selected by Tampa Bay in the first round (6th overall) of the 2000 First-Year Player Draft.

- Finished third in the 2003 AL Rookie of the Year balloting behind Kansas City's Angel Berroa and New York-AL's Hideki Matsui...received five first-place votes...led AL rookies in batting average (.289), runs (89) and triples (8).
- His 27 stolen bases and 184 hits were each one shy of Ted Williams' rookie season...his .289 average remains the club record for a rookie.
- Recorded 39 hits in his first month in the major leagues (April 2003), still a club record for any player in April...is the last rookie to lead the AL in outfield assists (15) and one of only nine to do it since 1931.
- In his first two seasons, hit .285 (329-for-1155) with 27 home runs and 44 stolen bases.
- Missed the entire 2005 season due to knee and elbow surgeries, and was limited by injuries for the rest of career...was ultimately forced to retire at the age of 29 in 2010.
- Played final game in Game 1 of the 2010 ALDS vs. Texas.
- Drove in the go-ahead run in the Rays 3-1 win in Game 7 of the 2008 ALCS vs. Boston, a fifth inning single off Jon Lester.
- Is one of three players in Rays history to hit a home run in the World Series, coming in Game 5 at Philadelphia in 2008 off Ryan Madson.
- His only year outside the Rays organization was 2009 when he signed as a free agent with the Red Sox.

BALDELLI'S RECORD AS MANAGER

YEAR	CLUB	LEAGUE	POSITION										WON	LOST	PCT.
2019	Minnesota	American League	First in AL Central										101	61	.623
Major League Totals											101	61	.623		

BALDELLI'S BATTING RECORD

YEAR	CLUB	AVG	G	AB	R	H	2B	3B	HR	RBI	SH	SF	HBP	BB	SO	SB	CS	OBP	OPS									
2000	Princeton	.216	60	232	33	50	9	2	3	25	2	0	5	12	56	11	3	.269	.579									
2001	Charleston SC	.249	113	406	58	101	23	6	8	55	5	6	11	23	89	25	9	.303	.697									
2002	Durham	.292	23	96	13	28	6	1	3	7	2	0	0	0	23	2	5	.292	.760									
	Orlando	.371	17	70	10	26	3	1	2	13	0	3	2	5	11	3	2	.413	.941									
	Bakersfield	.333	77	312	63	104	19	1	14	51	4	1	7	18	63	21	6	.382	.917									
2003	TAMPA BAY	.289	156	637	89	184	32	8	11	78	3	6	8	30	128	27	10	.326	.742									
2004	TAMPA BAY	.280	136	518	79	145	27	3	16	74	3	6	8	30	88	17	4	.326	.762									
2006	Durham	.404	12	47	7	19	5	0	0	4	0	0	0	4	10	0	1	.451	.962									
	TAMPA BAY	.302	92	364	59	110	24	6	16	57	0	2	7	14	70	10	1	.339	.871									
2007	Durham	.125	2	8	2	1	0	0	1	1	0	0	0	1	2	0	0	.222	.722									
	Vero Beach	.000	2	5	1	0	0	0	0	0	0	0	0	1	1	0	0	.167	.167									
	TAMPA BAY	.204	35	137	16	28	6	0	5	12	1	0	3	9	35	4	1	.268	.626									
2008	Montgomery	.297	13	37	6	11	1	0	3	8	0	0	1	6	7	0	1	.409	.977									
	Vero Beach	.216	11	37	3	8	1	0	2	8	0	0	1	4	10	2	0	.310	.715									
	TAMPA BAY	.263	28	80	12	21	5	0	4	13	0	0	3	7	25	0	0	.344	.819									
2009	Pawtucket	.077	4	13	1	1	0	0	0	1	0	1	1	1	0	5	0	.133	.210									
	BOSTON	.253	62	150	23	38	4	1	7	23	0	1	2	11	37	1	0	.311	.744									
2010	Durham	.273	11	44	7	12	3	0	2	8	0	2	1	1	11	0	0	.292	.769									
	Charlotte	.283	12	46	6	13	4	0	0	6	0	0	0	1	11	0	0	.298	.667									
	TAMPA BAY	.208	10	24	3	5	1	0	1	5	0	0	0	1	5	1	0	.240	.615									
Minor League Totals		.276	357	1353	210	374	74	11	38	187	13	13	29	76	299	64	27	.326	.757									
Major League Totals											.278	519	1910	281	531	99	18	60	262	7	15	31	102	388	60	16	.323	.766

BALDELLI'S DIVISION SERIES RECORD

YEAR	OPPONENT	AVG	G	AB	R	H	2B	3B	HR	RBI	SH	SF	HBP	BB	SO	SB	CS	OBP	OPS
2008	Chicago-AL	.200	8	20	4	4	0	0	2	6	0	0	0	3	5	0	0	.304	.804
2010	Texas	.000	1	3	0	0	0	0	0	0	0	0	0	0	2	0	0	.000	.000
Division Series Record		.091	9	23	4	4	0	0	2	6	0	0	0	3	7	0	0	.167	.258

BALDELLI'S LEAGUE CHAMPIONSHIP SERIES RECORD

YEAR	OPPONENT	AVG	G	AB	R	H	2B	3B	HR	RBI	SH	SF	HBP	BB	SO	SB	CS	OBP	OPS
2008	Boston	.333	2	6	1	2	0	0	1	4	0	0	0	1	3	0	0	.429	1.262

BALDELLI'S WORLD SERIES RECORD

YEAR	OPPONENT	AVG	G	AB	R	H	2B	3B	HR	RBI	SH	SF	HBP	BB	SO	SB	CS	OBP	OPS
2008	Philadelphia	.167	3	6	1	1	0	0	1	1	0	0	0	1	2	0	0	.286	.952

TWINS MANAGERS

MANAGERS	SEASONS	FINISHES	WON	LOST	PCT.
Cookie Lavagetto*	1961	9th	25	41	.379
Sam Mele*	1961-67	7th-2nd-3rd-6th-1st-2nd-6th	522	431	.548
Cal Ermer*	1967-68	2nd-7th	145	129	.529
Billy Martin*	1969	1st	97	65	.599
Bill Rigney*	1970-72	1st-5th-3rd	208	184	.531
Frank Quilici*	1972-75	3rd-3rd-3rd-4th	280	287	.494
Gene Mauch*	1976-80	3rd-4th-4th-4th-4th	378	394	.490
Johnny Goryl	1980-81	3rd-6th	34	38	.472
Billy Gardner	1981-85	(7th-4th)-7th-5th-2nd-6th	268	353	.432
Ray Miller	1985-86	4th-7th	109	130	.456
Tom Kelly	1986-2001	6th-1st-2nd-5th-7th-1st-2nd-5th-4th-5th-4th-4th-4th-5th-5th-2nd	1140	1244	.478
Ron Gardenhire	2002-14	1st-1st-1st-3rd-1st-3rd-2nd-1st-1st-5th-5th-4th-5th	1068	1039	.507
Paul Molitor	2015-18	2nd-5th-2nd-2nd	305	343	.471
Rocco Baldelli	2019	1st	101	61	.623

* - Deceased



27 MIKE BELL



BENCH COACH

NAMED BENCH COACH ON DECEMBER 17, 2019

B/T: R/R
Born: 12/7/1974 in Cincinnati, OH

Resides: Chandler, AZ
School: Archbishop Moeller High School [Cincinnati, OH]

PERSONAL: Michael John Bell...resides in Chandler, AZ in the offseason with wife, Kelly, and three children, Luke, Mikayla and Madeline...earned his bachelor's degree in business management from the University of Phoenix in 2010...member of a three-generation baseball family: grandfather, Gus, played 15 years in the Majors; father, Buddy, spent 27 years in MLB, nine as a manager and 18 as a player; brother, Ricky, was a third-round selection by Los Angeles-NL in the 1997 First-Year Player Draft; and brother, David, is entering his second season as Cincinnati manager, after a 12-year MLB playing career...joins Minnesota from the Arizona organization, where he held several roles across 13 years, most recently serving as Vice President of Player Development (2017-19)...selected by Texas in the first round of the 1993 First-Year Player Draft out of Archbishop Moeller HS in Cincinnati, the same school his father and brothers attended...played for seven organizations in parts of 13 professional seasons.

COACHING CAREER HIGHLIGHTS: 2020 marks his 28th year in professional baseball and his first MLB coaching post...spent the previous 13 years with the Arizona organization, serving as Vice President of Player Development (2017-19), Director of Player Development (2011-16) and Minor League Field Coordinator (2010)...from 2011-19, 36 Arizona affiliates clinched playoff spots...also managed for three seasons at Single-A Visalia (2008-09) and Short-A Yakima (2007).

PROFESSIONAL COACHING/MANAGING TIMELINE

2020	MINNESOTA BENCH COACH
2017-19	Arizona Vice Pres. of Player Development
2011-16	Arizona Director of Player Development
2010	Arizona Minor League Field Coordinator
2008-09	Single-A Visalia Manager
2007	Short-A Yakima Manager

PLAYING CAREER: Selected by Texas in the first round of the 1993 First-Year Player Draft...played parts of 13 seasons from 1993-2005 in the Texas, New York-NL, Cincinnati, Colorado, Arizona, Chicago-AL and St. Louis organizations...in 1997 was selected by Arizona as an expansion draft pick...made his MLB debut on July 20, 2000 for the Reds...hit two homers in 19 games for Cincinnati, with four RBI and five runs scored...one of 49 Ohio-born players to hit multiple homers for the Reds since 1891...primarily a third baseman, however appeared at all positions except for center field, designated hitter and pitcher in his career.

BELL'S PLAYING RECORD

YEAR	CLUB	AVG	G	AB	R	H	2B	3B	HR	RBI	SH	SF	HB	BB	SO	SB	CS	OBP	OPS
1993	GCL Rangers	.317	60	230	48	73	13	6	3	34	1	2	4	27	23	9	2	.395	.861
1994	Charleston (SC)	.263	120	475	58	125	22	6	6	58	1	6	3	47	76	16	12	.330	.702
1995	Port Charlotte	.260	129	470	49	122	20	1	5	52	3	2	0	48	72	9	8	.327	.665
1996	Tulsa	.267	128	484	62	129	31	3	16	59	4	0	3	42	75	3	1	.329	.771
1997	Oklahoma City	.235	93	328	35	77	18	2	5	38	0	3	4	29	78	4	2	.302	.650
	Tulsa	.285	33	123	17	35	11	0	8	23	2	2	4	15	28	0	1	.375	.944
1998	Norfolk	.182	17	44	6	8	1	0	2	8	0	1	0	8	7	0	0	.302	.643
	Binghamton	.265	78	275	47	73	14	1	14	56	0	6	2	35	50	3	5	.346	.822
	St. Lucie	.349	18	63	11	22	5	2	1	14	2	5	2	8	10	2	1	.410	.950
1999	Norfolk	.274	39	135	11	37	11	1	1	25	0	2	2	9	23	4	2	.324	.717
2000	Louisville	.268	115	429	70	115	29	2	22	78	0	7	7	45	76	0	0	.342	.841
	CINCINNATI	.222	19	27	5	6	0	0	2	4	0	0	0	4	7	0	0	.323	.767
2001	Colorado Springs	.281	84	320	43	90	21	1	13	53	3	0	3	16	80	0	4	.322	.797
	Salem	.385	4	13	1	5	1	0	0	0	0	0	0	5	1	1	0	.556	1.017
2002	Colorado Springs	.283	64	240	33	68	19	2	3	35	0	3	6	16	42	4	4	.340	.756
2003	Tucson	.262	117	416	60	109	26	3	11	70	3	5	6	26	59	1	3	.311	.730
2004	Charlotte	.235	124	456	56	107	20	2	25	80	4	5	14	31	117	12	3	.300	.752
2005	Memphis	.071	8	14	0	1	0	0	0	0	1	1	0	0	0	1	0	1.071	.143
	Minor League Totals	.265	1231	4515	607	1196	262	32	135	684	24	49	60	407	818	68	49	.331	.757
	Major League Totals	.222	19	27	5	6	0	0	2	4	0	0	0	4	7	0	0	.323	.767

BELL'S RECORD AS MANAGER

YEAR	CLUB	LEAGUE	POSITION	WON	LOST	PCT.
2007	Yakima	Northwest	4th in division	33	43	.434
2008	Visalia	California	5th in division/4th in division	67	72	.482
2009	Visalia	California	3rd in division/5th in division	64	76	.457
	Minor League Totals			164	191	.462



46 TONY DIAZ



THIRD BASE COACH

NAMED THIRD BASE COACH ON NOVEMBER 16, 2018

B/T: R/R
Born: 1/23/1977 in Santo Domingo, DR

Resides: Scottsdale, AZ
School: Florida International University

PERSONAL: Antonio Manuel Diaz...has two children: daughter, Gabriela and son, Anthony...Athlete of the Year and Defensive Player of the Year at Gulf Coast Community College in 1995, hitting .349 with six home runs and 26 stolen bases...graduated from Florida International University in 1999 with a bachelor's degree in Marketing...was awarded the Excellence Award in 1998 while at Florida International...authored the manual Practical English for Latin Players to help Latin baseball players diminish their language barrier...enjoys reading leadership books, watching motivational videos, and doing baseball clinics for young children...was recruited to play professional baseball by the late Don Odermann, who was the founder of the Latin Athletes Education Fund...played at the Gulf Coast Community College for Darren Mazeroski, son of Pirates Hall of Famer Bill Mazeroski.

COACHING CAREER HIGHLIGHTS: 2020 marks second season as a coach for the Twins and 21st season as a coach at some capacity at the professional level...also assists Baldelli in infield instruction...spent two seasons as Colorado's first base coach (2017-18)...managed the Salt River Rafters in the Arizona Fall League in 2016...managed seven seasons in Colorado's organization, five seasons for Rookie-Level Casper (2007-11) and one with Rookie-Level Grand Junction (2012)...compiled a record of 193-257, including a record of 43-33 (.566) in his lone season in Grand Junction (2012)...was inducted into the Pioneer League Hall of Fame the following year...prior to becoming a manager, spent six seasons as the hitting coach for Casper (2001-06)...named Colorado's Player Development "Man of the Year" in 2002...began his minor league coaching career as the hitting coach for the Tucson Rockies in the Arizona Rookie League in 2000...prior to coaching in the minor leagues, was the assistant coach at both Columbus (1999) and Braddock (1998) High Schools in South Florida...assisted in the Rockies Dominican Instructional League every season with Colorado's organization...served as the third base coach and bench coach for Gigantes del Cibao in the Dominican Winter League during the 2015-16 season and as the third base coach for the Toros del Este of the Dominican Winter League during the 2012-13 season.

PROFESSIONAL COACHING/MANAGING TIMELINE

2019-20	MINNESOTA THIRD BASE COACH
2017-18	COLORADO FIRST BASE COACH
2013-16	Rookie-Level Grand Junction Supervisor of Development
2012	Rookie-Level Grand Junction Manager
2007-11	Rookie-Level Casper Manager
2001-06	Rookie-Level Casper Hitting Coach
2000	AZ Rookie League-Tucson Hitting Coach

PLAYING CAREER: Played shortstop for one season before suffering a career-ending shoulder injury in 1996...selected by California in the 46th round of the 1995 First-Year Player Draft; signed by scout Tom Kotchman.

DIAZ'S RECORD AS MANAGER

YEAR	CLUB	LEAGUE	POSITION	WON	LOST	PCT.
2007	Casper	Pioneer	4th in division/4th in division	22	53	.293
2008	Casper	Pioneer	2nd in division/4th in division	36	37	.493
2009	Casper	Pioneer	4th in division/4th in division	28	46	.378
2010	Casper	Pioneer	3rd in division/3rd in division	37	39	.487
2011	Casper	Pioneer	4th in division/3rd in division	27	49	.355
2012	Grand Junction	Pioneer	4th in division	43	33	.566
Minor League Totals				193	257	.429

ROBERTO CLEMENTE AWARD

Since 1971, Major League Baseball has annually presented an award that recognizes a player who best exemplifies the game of baseball through sportsmanship, community involvement and positive contributions to his team.

In 1973, following the tragic death of Roberto Clemente, the award was named to honor the man whose spirit and goodwill will always be remembered. The 12-time All-Star and Hall of Famer was killed in a plane crash in 1972 delivering food and medical supplies to earthquake victims in Nicaragua. The award recognizes those individuals who truly understand the value of helping others.

A panel of baseball dignitaries, including Vera Clemente and the Commissioner, annually selects the winner from a list of 30 candidates, one from each Major League Baseball Club. The winner of the national Roberto Clemente Award is announced during a pre-game ceremony at the World Series. Past winners include Jamie Moyer, Jim Thome, Rod Carew (Twins - 1977), Dave Winfield (Twins - 1994), Kirby Puckett (Twins - 1996), Al Leiter, Tony Gwynn, Willie Mays, Ozzie Smith, Derek Jeter, Albert Pujols, John Smoltz, Cal Ripken, Jr., Andrew McCutchen and Anthony Rizzo.

The 2019 Minnesota Twins Roberto Clemente Award nominee was Kyle Gibson, his first career nomination.



67 BILL EVERS



MAJOR LEAGUE COACH

NAMED MAJOR LEAGUE COACH ON NOVEMBER 21, 2018

B/T: R/R
Born: 1/29/54 in New York, NY

Resides: New Port Richey, FL
School: Eckerd College

PERSONAL: William Joseph Evers...wife, Patricia...daughter, Kelly...son, William...1976 graduate of Eckerd College in St. Petersburg, receiving a management and recreation degree.

COACHING CAREER HIGHLIGHTS: 2020 marks 45th season coaching at some capacity in professional baseball and fifth at the major league level...among additional duties, assists Baldelli and handles catching instruction...he was the bench coach under Joe Maddon from 2006-07, the same time that Baldelli was an outfielder for the Devil Rays...spent 23 seasons in Tampa Bay's organization; was manager at Triple-A Durham as part of the Devil Rays' inaugural season in 1998...led Durham to the Governor's Cup Championship in 2002 and 2003...won five minor league championships: International League (2002 and '03), Florida State League (1997), and Texas League (1990 and '91)...other than Tampa Bay, also worked in the minor league systems of Chicago-NL (1980), New York-AL (1981-85, 93-95) and San Francisco (1986-92).

PLAYING CAREER: Former catcher in the Chicago-NL organization from 1976-79, hitting .251 (200-for-798) with 35 doubles, four triples, 11 home runs and 147 RBI; walked 161 times and struck out just 113 times in 274 minor league games...originally drafted by Chicago-NL in the sixth round of the 1976 June Amateur Draft...also drafted by Montreal in 1975 (June Amateur Draft) and Cleveland in the 1976 January Draft-Secondary Phase.

PROFESSIONAL COACHING/MANAGING TIMELINE

2019-20	MINNESOTA TWINS MAJOR LEAGUE COACH
2010-18	Tampa Bay Minor League Field Coordinator
2008-09	Tampa Bay Scout
2006-07	TAMPA BAY BENCH COACH
1998-2005	Triple-A Durham Manager
1997	Single-A St. Petersburg Manager
1996	GCL Rays Manager
1995	Triple-A Columbus Manager
1994	Double-A Albany-Colonie Manager
1993	Single-A Greensboro/Double-A Albany-Colonie Manager
1992	Triple-A Phoenix Manager
1989-91	Double-A Shreveport Manager
1987-88	Single-A Clinton Manager
1986	Single-A Clinton Coach
1981-85	New York-AL Minor League Catching Instructor
1980	Chicago-NL Minor League Catching Instructor

EVERS' PLAYING RECORD

YEAR	CLUB	AVG	G	AB	R	H	2B	3B	HR	RBI	SH	SF	HBP	BB	SO	SB	CS	OBP	OPS
1976	GCL Cubs	.261	43	142	21	37	9	1	2	31	0	2	0	32	14	1	0	.392	.772
1977	Pompano Beach	.245	116	359	54	88	16	1	5	55	5	4	3	59	53	9	2	.353	.690
1978	Wichita	.250	3	4	0	1	0	0	0	1	0	0	1	0	0	0	0	.400	.650
	Midland	.273	26	77	14	21	3	1	0	10	0	2	0	9	15	0	0	.341	.679
	Pompano Beach	.226	56	159	20	36	5	1	2	34	2	3	0	41	20	5	0	.379	.687
1979	Wichita	.300	27	50	8	15	2	0	2	14	0	1	0	17	10	2	3	.471	.931
	Midland	.286	3	7	0	2	0	0	0	2	0	0	1	3	1	0	0	.545	.831
Minor League Totals		.251	274	798	117	200	35	4	11	147	7	12	5	161	113	17	5	.375	.721

EVERS' RECORD AS MANAGER

YEAR	CLUB	LEAGUE	POSITION	WON	LOST	PCT.
1987	Clinton	Midwest	2nd in division	72	67	.518
1988	Clinton	Midwest	3rd in division	78	62	.557
1989	Shreveport	Texas	2nd in division	75	61	.551
1990	Shreveport	Texas	3rd in division	65	68	.489
1991	Shreveport	Texas	1st in division	86	50	.632
1992	Phoenix	Pacific Coast	4th in division	66	78	.458
1993	Greensboro	South Atlantic	--	45	25	.643
	Albany-Colonie	Eastern	4th in division	34	33	.507
1994	Albany-Colonie	Eastern	3rd in division	71	70	.504
1995	Columbus	International	3rd in division	71	68	.511
1996	GCL Devil Rays	Gulf Coast	4th in division	24	35	.407
1997	St. Petersburg	Florida State	1st in division	81	56	.591
1998	Durham	International	1st in division	80	64	.556
1999	Durham	International	1st in division	83	60	.580
2000	Durham	International	1st in division	81	62	.566
2001	Durham	International	2nd in division	74	70	.514
2002	Durham	International	1st in division	80	64	.556
2003	Durham	International	2nd in division	73	67	.521
2004	Durham	International	2nd in division	77	67	.535
2005	Durham	International	2nd in division	65	79	.458
Minor League Totals				1381	1206	.534



63 RUDY HERNANDEZ



HITTING COACH

NAMED HITTING COACH ON NOVEMBER 12, 2014

B/T: R/R

Born: 4/9/1965 in Turmero, Aragua, VZ

Resides: Maracay, VZ

PERSONAL: Rodolfo Jesus Hernandez...wife, Andrea...son, Bryan...resides in Maracay, VZ.

COACHING CAREER HIGHLIGHTS: 2020 marks 25th season in Twins organization and 20th in a coaching capacity...was elevated to hitting coach this offseason, after serving as assistant hitting coach the last five seasons (2015-19)...in 2019, the Twins set 17 team or individual single-season franchise records, including all-time MLB marks for home runs (307), individual (33) and team (87) multi-homer games, most players with 20-plus HR (8) and 30-plus HR (5), most five-homer games (11) and most home runs as a catcher (44)...Twins also set the franchise record with 939 runs scored and the Minnesota-era standards with a .494 team slugging percentage...the 2017 club scored 815 runs, the sixth most in Twins history; they hit 206 home runs, the fourth most in club history...named Appalachian League Manager of the Year after a 41-22, first place finish with Elizabethton in 2001...managed San Joaquin in Venezuelan Summer League in 2000...managed Aragua in Venezuelan Winter League in 1999 and 2000...has career minor league managerial record of 139-102 (.577).

PROFESSIONAL COACHING/MANAGING TIMELINE

2020.....	MINNESOTA HITTING COACH
2015-19.....	MINNESOTA ASSISTANT HITTING COACH
2013-14.....	GCL Twins Coach
2012.....	Double-A New Britain Coach
2011.....	GCL Twins Coach
2010.....	Double-A New Britain Coach
2009.....	GCL Twins Coach
2005-08.....	Single-A Beloit Coach
2004.....	Single-A Quad City Coach
2002-03.....	GCL Twins Manager
2001.....	Rookie-Elizabethton Manager
1996-2000.....	Instructor at Twins Venezuelan Academy

PLAYING CAREER: Played five seasons in New York Mets system (1987-91), hitting .250 (410-for-1637) with 55 doubles, 14 triples, three home runs and 156 RBI in 493 games...played second base and third base...played three years of summer ball in Venezuela, 1993-96...played in Mexican League in 1992...signed by New York-NL as an undrafted free agent in 1986.

HERNANDEZ'S PLAYING RECORD

YEAR	CLUB	AVG	G	AB	R	H	2B	3B	HR	RBI	SH	SF	HB	BB	SO	SB	CS	E	OBP
1987	Kingsport	.264	66	216	33	57	10	1	2	27	4	2	1	31	41	8	3	22	.356
1988	Kingsport	.296	72	284	52	84	14	3	1	54	3	0	2	44	38	15	7	18	.394
1989	St. Lucie	.250	115	348	49	87	8	5	0	23	11	2	2	22	50	14	10	16	.297
1990	Jackson	.242	123	443	63	107	14	5	0	30	7	4	3	41	61	32	16	13	.308
1991	Williamsport	.217	117	346	38	75	9	0	0	22	6	2	0	67	69	25	14	21	.342
Minor League Totals		.250	493	1637	235	410	55	14	3	156	31	10	8	205	259	94	50	90	.335

HERNANDEZ'S RECORD AS MANAGER

YEAR	CLUB	LEAGUE	POSITION	WON	LOST	PCT.
2000	San Joaquin	Venezuelan Summer	2nd in division	35	24	.593
2001	Elizabethton	Appalachian	1st in division	41	22	.651
2002	GCL Twins	Gulf Coast	2nd in division	35	25	.583
2003	GCL Twins	Gulf Coast	3rd in division	28	31	.475
Minor League Totals				139	102	.577

YOUNGEST TWINS IN DEBUT

PLAYER	AGE	FIRST GAME
Jim Manning.....	18 years, 268 days.....	April 15, 1962 vs. Los Angeles-AL
Gary Dotter.....	19 years, 34 days.....	September 10, 1061 vs. Kansas City
Bert Blyleven.....	19 years, 60 days.....	June 5, 1970 vs. Washington
Paul Ratliff.....	19 years, 81 days.....	April 14, 1963 vs. Kansas City
Rich Garces.....	19 years, 123 days.....	September 18, 1990 vs. Kansas City
Dave Boswell.....	19 years, 242 days.....	September 18, 1964 vs. Boston
Jim Roland.....	19 years, 280 days.....	September 20, 1962 vs. Detroit
Gerry Arrigo.....	20 years, 0 days.....	June 12, 1961 vs. Boston
Rick Dempsey.....	20 years, 10 days.....	September 23, 1969 Kansas City
Butch Wynegar.....	20 years, 26 days.....	April 9, 1976 vs. Texas



47 WES JOHNSON



PITCHING COACH

NAMED PITCHING COACH ON NOVEMBER 16, 2018

B/T: R/R
Born: 9/9/1971 in Atlanta, GA

Resides: Fayetteville, AR
School: University of Arkansas at Monticello

PERSONAL: Sherwood, Arkansas native, graduated from University of Arkansas at Monticello in 1994, earning a degree in Marketing...attended Sylvan Hills High School in Atlanta, GA...while coaching at Dallas Baptist University, worked to earn his masters in Kinesiology...is married to wife, Angie; three kids, Ryan, Anna, and Ava...participated in 2020 Twins Winter Caravan, visiting Minneapolis/St. Paul area, St. Cloud (MN) and Cookato (MN).

COACHING CAREER HIGHLIGHTS: 2020 marks second season in professional baseball/Major League Baseball after nine seasons at the college level...became the first pitching coach in major league history to make the jump directly to the major leagues from college...his 2019 Twins staff set the club record with 1,463 team strikeouts...helped guide Arkansas to runner-up finish at the 2018 College World Series...helped lead Mississippi State to the 2016 SEC regular season title and reached the NCAA Super Regionals in his only season for the Bulldogs...in 2016, six Mississippi State pitchers were selected in the First-Year Player Draft, most notably Dakota Johnson 34th overall by St. Louis...in 2015, at Dallas Baptist, Johnson had five pitchers chosen in the first 12 rounds, more than any Southeastern Conference school...during his collegiate tenure 30 pitchers were drafted by major league teams...prior to coaching collegiately, he spent four seasons as the head coach of Abundant Life High School in Sherwood, Arkansas, guiding the Owls to a 102-25 overall record...led ALHS to two straight state championships, winning in 2006 and 2007...coached American Legion from 1997-2007; 28 players signed an NCAA Letter of Intent.

COACHING TIMELINE

2019-20	MINNESOTA PITCHING COACH
2018	University of Arkansas Pitching Coach
2017	University of Arkansas Asst./Pitching Coach
2016	Mississippi State University Asst./Pitching Coach
2012-15	Dallas Baptist University Asst./Pitching Coach
2010-11	University of Central Arkansas Asst./Pitching Coach

TWINS ALL-TIME PITCHING AND HITTING COACHES

PITCHING COACHES

Wes Johnson	2019-20
Garvin Alston	2018
Neil Allen	2015-17
Rick Anderson	2002-14
Dick Such	1985-2001
Johnny Podres	1981-85
Camilo Pascual	1978-80
Don McMahon	1976-77
Lee Stange	1975
Bob Rodgers	1974
Al Worthington	1972-73
Marvin Grissom	1970-71
Early Wynn	1967-69

HITTING COACHES

Edgar Varela/Rudy Hernandez	2020
James Rowson	2017-19
Tom Brunansky	2013-16
Joe Vavra	2005-12
Scott Ullger	1999-2004
Terry Crowley	1991-98
Tony Oliva	1986-90
Jim Lemon	1981-84
Tony Oliva	1977-78
Eddie Lyons	1976
Ralph Rowe	1972-75
Art Fowler	1969
Jim Lemon	1965-67

NOTE: Coaches pre-1966 were classified only as "coaches"

TWINS ALL-TIME TEAM PITCHING LEADERS

TEAM	STRIKEOUTS
1. 2019	1,463
2. 2018	1,377
3. 2016	1,191
4. 2017	1,166
5. 2006	1,164



33 BOB McCLURE



BULLPEN COACH

NAMED BULLPEN COACH ON JANUARY 10, 2020

B/T: R/L
Born: 4/29/1952 in Oakland, CA

Resides: Stuart, FL
School: College of San Mateo

PERSONAL: Robert Craig McClure...resides in Stuart, FL with his wife, Shirley...the couple has four sons: Jake, Adam, and twins Teddy and Brock... Little League teammates with former NL MVP and current New York-NL broadcaster Keith Hernandez...drafted by Kansas City in the third round of the secondary phase of the 1973 First-Year Player Draft out of the College of San Mateo (CA).

COACHING CAREER HIGHLIGHTS: 2020 marks his 19th season as a professional coach, 12th at the major league level...is his first campaign as a Twins coach and first as a major league bullpen coach...spent the past two seasons (2018-19) as Minnesota's Senior Advisor, Pitching Development...previously served as pitching coach with Philadelphia (2014-17), Boston (2012) and Kansas City (2006-11)...with KC, coached Zack Greinke to the 2009 AL Cy Young and ERA title...began coaching career in the Colorado system, working as pitching coach with Triple-A Colorado Springs (2002-2005) and Single-A Salem (1999-2001)...in 2003, led the Colorado Springs pitching staff to a 4.42 ERA, the club's lowest mark since 1992 (4.38)...in 2000, Salem pitchers finished second in the Carolina League in

PROFESSIONAL COACHING/MANAGING TIMELINE

2020	MINNESOTA BULLPEN COACH
2018-19	Minnesota Senior Advisor, Pitching Development
2014-17	PHILADELPHIA PITCHING COACH
2012	BOSTON PITCHING COACH
2006-11	KANSAS CITY PITCHING COACH
2002-2005	Triple-A Colorado Springs Pitching Coach
1999-2001	Single-A Salem Pitching Coach

ERA (3.82 ERA, 1230.0 IP, 510 ER) and third in strikeouts (1088).

PLAYING CAREER: Pitched parts of 19 seasons in the majors, appearing with seven different teams and both leagues...was a teammate of Hall-of-Famer Paul Molitor with the Milwaukee Brewers from 1977-86 and won the AL pennant in 1982...went 1-2, 1.93 ERA (9.1 IP, 2 ER) in nine career postseason appearances, all with Milwaukee...made a career-high 71 outings for St. Louis in 1992, his penultimate year in the majors, and is one of five NL pitchers since 1901 to make 70+ appearances at age 40 or older...originally drafted by Kansas City in 1973 and made his MLB debut for the Royals on August 13, 1975 at Baltimore, striking out one in a scoreless eighth...pitched for the Royals (1975-76), Brewers (1977-86), Montreal Expos (1986-88), New York Mets (1988), California Angels (1989-91), Cardinals (1991-92) and Florida Marlins (1993).

McCLURE'S MAJOR LEAGUE PITCHING RECORD

YEAR	CLUB	W-L	ERA	G	GS	CG	SH	SV	IP	H	R	ER	HR	HB	BB	SO	WP	K/9	BAA
1975	KANSAS CITY	1-0	0.00	12	0	0	0	1	15.1	4	0	0	0	0	14	15	0	8.8	.077
1976	KANSAS CITY	0-0	9.00	8	0	0	0	0	4.0	3	4	4	0	0	8	3	0	6.8	.214
1977	MILWAUKEE	2-1	2.52	68	0	0	0	6	71.1	64	25	20	2	1	34	57	1	7.2	.249
1978	MILWAUKEE	2-6	3.74	44	0	0	0	9	65.0	53	30	27	8	6	30	47	1	6.5	.223
1979	MILWAUKEE	5-2	3.88	36	0	0	0	5	51.0	53	29	22	6	3	24	37	5	6.5	.269
1980	MILWAUKEE	5-8	3.08	52	5	2	1	10	90.2	83	34	31	6	2	37	47	0	4.7	.241
1981	MILWAUKEE	0-0	3.52	4	0	0	0	0	7.2	7	3	3	1	0	4	6	0	7.0	.233
1982	MILWAUKEE	12-7	4.22	34	26	5	0	0	172.2	160	90	81	21	4	74	99	5	5.2	.248
1983	MILWAUKEE	9-9	4.50	24	23	4	0	0	142	152	75	71	11	5	68	68	4	4.3	.277
1984	MILWAUKEE	4-8	4.38	39	18	1	0	1	139.2	154	76	68	9	2	52	68	1	4.4	.282
1985	MILWAUKEE	4-1	4.31	38	1	0	0	3	85.2	91	43	41	10	3	30	57	5	6.0	.274
1986	MILWAUKEE	2-1	3.86	13	0	0	0	0	16.1	18	7	7	2	0	10	11	0	6.1	.286
	MONTREAL	2-5	3.02	52	0	0	0	6	62.2	53	22	21	2	1	23	42	1	6.0	.232
1987	MONTREAL	6-1	3.44	52	0	0	0	5	52.1	47	30	20	8	0	20	33	0	5.7	.241
1988	MONTREAL	1-3	6.16	19	0	0	0	2	19.0	23	13	13	3	1	6	12	0	5.7	.307
	NEW YORK-NL	1-0	4.09	14	0	0	0	1	11.0	12	5	5	1	1	2	7	1	5.7	.279
1989	CALIFORNIA	6-1	1.55	48	0	0	0	3	52.1	39	14	9	2	1	15	36	2	6.2	.212
1990	CALIFORNIA	2-0	6.43	11	0	0	0	0	7.0	7	6	5	0	0	3	6	0	7.7	.269
1991	CALIFORNIA	0-0	9.31	13	0	0	0	0	9.2	13	11	10	3	1	5	5	2	4.7	.317
	ST. LOUIS	1-1	3.13	32	0	0	0	0	23.0	24	8	8	1	1	8	15	0	5.9	.282
1992	ST. LOUIS	2-2	3.17	71	0	0	0	0	54.0	52	21	19	6	2	25	24	1	4.0	.261
1993	FLORIDA	1-1	7.11	14	0	0	0	0	6.1	13	5	5	2	0	5	6	0	8.5	.419
Major League Totals		68-57	3.81	698	73	12	1	52	1158.2	1125	551	490	104	34	497	701	29	5.4	.257



84 EDGAR VARELA



HITTING COACH

NAMED HITTING COACH ON NOVEMBER 25, 2019

B/T: L/R
Born: 8/3/1980 in Los Angeles, CA

Resides: Ft. Myers, FL
School: Long Beach State

PERSONAL: Edgar Jose Varela...resides in Ft. Myers, FL in the offseason with wife, Emely, sons, Eli and Evan, and daughter, Elliana.

COACHING CAREER HIGHLIGHTS: 2020 marks his first major league coaching assignment, and his 13th season in a coaching capacity at the professional level...spent the previous two seasons (2018-19) as the Twins Minor League Field Coordinator...spent 10 seasons in the Pittsburgh organization (2008-17), most recently as Latin American Hitting Coordinator (2017)...managed the GCL Pirates in 2016 and Rookie-level Bristol from 2014-15...from 2009-13 served as hitting coach at three levels in the Pirates' system...his teams averaged 4.46 runs per game (2793 R, 626 G)...began his coaching career in 2008 with the GCL Pirates.

PLAYING CAREER: Selected by the Chicago White Sox in the 31st round of the 2002 First-Year Player Draft out of Long Beach State (CA)...former infielder played parts of five seasons in the minors with the White Sox (2002-03), Diamondbacks (2003-05) and Marlins (2006) organizations, reaching High-A...also played for the Reno Silver Sox of the independent Golden League in 2006...originally selected by Detroit in the 38th round of the 1998 First-Year Player Draft out of San Gabriel HS (CA), but did not sign.

PROFESSIONAL COACHING/MANAGING TIMELINE

2020	MINNESOTA HITTING COACH
2018-19	Minnesota Minor League Field Coordinator
2017	Pittsburgh Latin American Hitting Coordinator
2016	GCL Pirates Manager
2014-15	Rookie Bristol Manager
2013	Single-A Bradenton Hitting Coach
2012	Single-A West Virginia Hitting Coach
2011	Short-A State College Hitting Coach
2009-10	Single-A West Virginia Hitting Coach
2008	GCL Pirates Coach

VARELA'S PLAYING RECORD

YEAR	CLUB	AVG	G	AB	R	H	2B	3B	HR	RBI	SH	SF	HB	BB	SO	SB	CS	OBP	OPS
2002	Bristol	.330	55	188	30	62	11	1	8	40	1	4	10	13	29	0	1	.395	.922
2003	Lancaster	.238	40	143	16	34	4	2	2	16	1	1	4	4	19	0	1	.276	.612
	Kannapolis	.230	72	248	17	57	12	0	1	29	0	2	3	19	37	0	0	.290	.581
2004	South Bend	.261	127	471	54	123	25	1	8	61	4	3	5	25	59	2	4	.304	.673
2005	Lancaster	.309	106	395	58	122	30	2	9	60	4	9	6	18	74	1	2	.341	.804
2006	Jupiter	.160	32	100	5	16	5	0	1	6	0	0	1	7	24	0	0	.222	.462
Minor League Totals		.268	432	1545	180	414	87	6	29	212	10	19	29	86	242	3	8	.315	.703

VARELA'S RECORD AS MANAGER

YEAR	CLUB	LEAGUE	POSITION	WON	LOST	PCT.
2014	Bristol	Appalachian League	5th in division	22	46	.324
2015	Bristol	Appalachian League	4th in division	29	36	.446
2016	GCL Pirates	Gulf Coast League	3rd in division	22	34	.393
Minor League Totals				73	116	.386

OLDEST TWINS

PLAYER	AGE	FINAL GAME
Jesse Orosco	46 years, 159 days	September 27, 2003 vs. Detroit
Bartolo Colon	44 years, 130 days	October 1, 2017 vs. Detroit
Joe Niekro	43 years, 174 days	April 29, 1988 vs. Boston
Steve Carlton	43 years, 123 days	April 23, 1988 vs. Cleveland
Dave Winfield	42 years, 311 days	August 10, 1994 vs. Boston
Terry Mulholland	42 years, 201 days	September 26, 2005 vs. Kansas City
Paul Molitor	42 years, 36 days	September 27, 1998 vs. Cleveland
Fernando Rodney	41 years, 142 days	August 7, 2018 vs. Cleveland
Pat Borders	41 years, 142 days	October 3, 2004 vs. Cleveland



40 TOMMY WATKINS



FIRST BASE/OF COACH

NAMED FIRST BASE COACH ON NOVEMBER 16, 2018

B/T: R/R
Born: 6/18/1980 in Ft. Myers, FL

Resides: Ft. Myers, FL
School: Riverdale High School (Ft. Myers, FL)

PERSONAL: Thomas Gray Watkins Jr...1998 graduate of Riverdale (FL) High School...cousin with NFL wide receiver Sammy Watkins.

COACHING CAREER HIGHLIGHTS: 2020 marks 11th season coaching/managing at some capacity in the Twins organization, second at the major league level...assists Baldelli in outfield instruction...managed Single-A Cedar Rapids in 2017 to a record of 75-65 and a second place finish; lost in the semifinals to Quad Cities.

PLAYING CAREER: Had contract selected August 8, 2007 by Minnesota after spending 10 years in the Twins minor league system...made major league debut as pinch-hitter August 10, 2007 at Los Angeles-AL...singled off Jarrod Washburn for first career hit August 15, 2007 at Seattle...suffered lower abdominal muscle strain on August 23, 2017 and was on the Injured List the remainder of that season; never returned to the major leagues...selected by Minnesota in the 38th round of the 1998 First-Year Player Draft; signed by scout Brad Weitzel.

PROFESSIONAL COACHING/MANAGING TIMELINE

2019-20	MINNESOTA FIRST BASE COACH
2018	Double-A Chattanooga Manager
2017	Single-A Cedar Rapids Manager
2016	Double-A Chattanooga Hitting Coach
2010-15	Single-A Beloit/Cedar Rapids Hitting Coach

WATKINS' PLAYING RECORD

YEAR	CLUB	AVG	G	AB	R	H	2B	3B	HR	RBI	SH	SF	HB	BB	SO	SB	CS	OBP	OPS
1998	GCL Twins	.219	33	73	8	16	5	0	0	8	1	1	0	9	11	5	0	.301	.589
1999	GCL Twins	.263	49	152	30	40	10	0	1	12	7	1	2	28	21	4	4	.383	.731
2000	Elizabethton	.221	37	113	15	25	2	1	0	15	2	2	2	14	23	4	1	.313	.570
2001	Quad Cities	.230	73	191	31	44	9	0	2	16	6	1	2	28	36	4	2	.333	.642
2002	Ft. Myers	.234	94	269	38	63	10	0	2	24	7	2	3	29	46	10	5	.314	.607
2003	Ft. Myers	.259	104	347	53	90	9	2	1	35	8	3	5	34	44	11	5	.332	.637
2004	New Britain	.267	116	397	64	106	21	1	8	47	12	4	5	45	77	20	9	.346	.731
2005	New Britain	.229	116	319	50	73	19	0	4	24	13	0	5	31	65	12	7	.307	.633
2006	New Britain	.218	32	101	9	22	2	1	0	8	2	0	1	10	26	3	1	.295	.552
	Rochester	.276	60	174	25	48	10	0	4	23	5	1	1	18	25	7	2	.345	.748
2007	Rochester	.272	110	349	53	95	22	0	8	49	7	3	4	39	63	12	7	.349	.753
	MINNESOTA	.357	9	28	2	10	0	0	0	0	0	0	0	4	4	1	0	.438	.795
2008	Rochester	.219	76	233	32	51	9	3	1	18	5	0	2	25	31	5	4	.300	.596
2009	Rochester	.248	59	129	18	32	6	0	0	11	5	1	0	11	21	2	3	.305	.600
	Minor League Totals	.248	959	2847	426	705	134	8	31	290	80	19	32	321	489	99	50	.329	.662
	Major League Totals	.357	9	28	2	10	0	0	0	0	0	0	0	4	4	1	0	.438	.795

WATKINS' RECORD AS MANAGER

YEAR	CLUB	LEAGUE	POSITION	WON	LOST	PCT.
2017	Cedar Rapids	Midwest League	2nd in first half/2nd in 2nd half	75	65	.536

TWINS ALL-TIME OUTFIELD ASSISTS

PLAYER

Kirby Puckett, 1984-95.....	142
Torii Hunter, 1998-2007, '15	78
Tom Brunansky, 1982-88.....	71
Tony Oliva, 1962-72.....	71
Bob Allison, 1961-70.....	64
Cesar Tovar, 1965-72.....	56

OF ASSISTS

PLAYER

Michael Cuddyer, 2002-11.....	55
Jacque Jones, 1999-2005.....	54
Eddie Rosario, 2015-19.....	48
Dan Gladden, 1987-91.....	45
Gary Ward, 1979-83.....	45
Larry Hisle, 1973-77.....	44

OF ASSISTS

BASEBALL OPERATIONS STAFF



NATE DAMMANN

QUALITY CONTROL COACH

Nate Dammann begins his 14th season in the Twins organization and first as the club's Quality Control Coach. Dammann spent 2019 as a Major League Staff Assistant after serving as the team's bullpen catcher from 2006-18. His responsibilities include assisting coaches and players with day-to-day scheduling and scouting, in-game video replay review, as well as coordinating the club's spring training.

Dammann is a 2004 graduate of Hamline University in St. Paul, with a degree in Secondary Education. He played four years of baseball for the Pipers and also played quarterback on their football team.

Nate, wife, Kate, and daughters, Ada and Avery, reside in St. Paul, MN.



MIKE HERMAN

SENIOR DIRECTOR, TEAM TRAVEL

Mike Herman, who was promoted to Senior Director of Team Travel in January of 2020, begins his 22nd season with the Twins and ninth in Team Travel. He is responsible for planning and implementing the club's travel needs, including the negotiations of an air charter agreement, ground transportation and hotel accommodations for the entire traveling party during spring training, the regular season and postseason. He also oversees player and staff game-day ticket requests, and serves as the club's primary scheduling contact with Major League Baseball.

Herman began his career with the Twins as a Media Relations Intern in 1999 before being hired full-time as a Media Relations Assistant at the start of the 2000 season. He also held the positions of Assistant Manager of Media Relations (2001-03) and Manager of Media and Player Relations (2004-06). He was named Director of Baseball Communications in 2007 and served in that role until being named Director of Team Travel in June 2012.

After graduating from Hopkins (MN) High School, Herman attended St. Olaf College, where he played baseball and graduated in 1998 with a degree in Communications.

Mike, his wife, Brittany, and their sons, Cole and Chase, reside in Plymouth, MN.



FRED GUERRERO

DIRECTOR, LATIN AMERICA SCOUTING AND U.S. INTEGRATION

Fred Guerrero began his career with the Twins in 2004 as Dominican Scout Supervisor, signing players like Danny Santana, Jorge Polanco, Miguel Sanó, Fernando Romero and Wander Javier.

Guerrero's responsibilities include traveling around Latin America to scout and sign young talent to be developed in the Twins Dominican Republic Academy.

He was promoted to his current role in 2014 and has since signed Brusdar Graterol, Edwar Colina and Yunior Severino, while helping in the acquisition of Adalberto Mejia, Steven Moya, Jorge Alcalá, Gilberto Celestino and Jhoan Duran.

Guerrero graduated from Cañada College in Redwood City, California.

Fred and his wife, Anny, have three sons, David, Samuel and Gabriel, and make their home in Ft. Myers, FL.



SEAN HARLIN

DIRECTOR, BASEBALL TECHNOLOGIES AND VIDEO

Sean Harlin begins his 29th year with the Twins and second in his current role, a position he was named to in January of 2018. Harlin attended St. John's University in Collegeville, MN, where he received his B.A. in English.

In his role as Director of Baseball Technologies and Video, Harlin is responsible for researching, selecting and implementing new baseball technologies for use in the major leagues, player development and scouting, as well as overseeing the Twins' major league and minor league video coaching programs.

Harlin began his career with the Twins in 1992 as an office services assistant until joining the Twins media relations department, where he served as Manager of Media Relations from 1994-2005. He was the Director of Major League Video from 2006-17.

Sean, his wife, Andrea, and their son, Tadhg, reside in Eagan, MN.



ALEX HASSAN

DIRECTOR, PLAYER DEVELOPMENT

Alex Hassan, who was promoted to Director of Player Development in November of 2019, begins his third season in the Twins organization after previously serving as the club's Assistant Director of Minor League Operations.

Hassan helps lead in the oversight and operation of the Twins minor league system. He works with player development leaders and coordinators regarding on-field strategy, training, and special programs. Prior to joining the Twins, he served as a Player Development Consultant for the Los Angeles Dodgers in 2017.

He was originally drafted by the Boston Red Sox in the 20th round of the 2009 First-Year Player Draft after a successful career as a two-way player at Duke University. He played eight years professionally with the Red Sox, Texas Rangers, Oakland Athletics, Toronto Blue Jays, and Los Angeles Dodgers organizations. He made his major league debut with Boston on June 1, 2014.

BASEBALL OPERATIONS STAFF



SEAN JOHNSON DIRECTOR, AMATEUR SCOUTING

Johnson begins his fourth season in his current role after being promoted in December of 2016. He joined the Twins as an area scout in 2002, originally scouting Arizona, New Mexico, Utah, Wyoming and Colorado. In 2007, Sean was promoted to West Coast Supervisor, overseeing the amateur scouts on the West Coast for the First-Year Player Draft.

In his role, Sean establishes the Minnesota Twins Amateur Scouting philosophies. Sean is responsible for the strategic preparation of the First-Year Player Draft and developing the 27-man amateur scouting staff.

Johnson was a catcher at Wichita State (KS) University from 1996-98 and received his B.A. in Exercise Science and Sport Administration in 1999. Following his playing career, he worked as the Director of Baseball Operations at Wichita State from 2000-01.

Sean and his wife, Leala, currently live in Minneapolis, MN



KARIM KASSAM DIRECTOR, BASEBALL RESEARCH

Karim Kassam begins his first season with the Twins as Director of Baseball Research. He joined the Twins in January of 2020 after working four years with the Pittsburgh Steelers of the NFL as an Analytics and Football Research Coordinator. Kassam oversees the club's baseball research analytics and works closely with the Baseball Systems team.

After spending a lot of time in school, he began an academic career as a professor of Decision Sciences at Carnegie Mellon University (Pittsburgh), studying emotion and decision making. In 2014, he left academia to work for Legendary Entertainment, the producers of the Jackie Robinson movie "42," building data science operations. In 2015, he accepted a full time position with the Steelers, where he was in charge of analyzing opponent tendencies and evaluating college prospects. Following the 2019 draft, he left the Steelers to join language learning startup Duolingo as a Distinguished Data Scientist in Residence.

A native of Sudbury, Ontario, Kassam holds a Bachelor of Science in Electrical Engineering from Queen's University, a Master of Science degree in Artificial Intelligence from Imperial College London, and a PhD in Psychology from Harvard University.



BRAD STEIL DIRECTOR, PROFESSIONAL SCOUTING

Brad Steil begins his 20th year in the Twins organization and third as Director of Pro Scouting. He spent five seasons as Twins Director of Minor League Operations, after spending the previous five seasons as Director of Baseball Operations. Steil's duties include management of professional scouting staff, coordination of scouting philosophies, and assisting Derek Falvey and Thad Levine with personnel decisions.

Steil was hired as the Administrative Assistant for Scouting in 2001 and was promoted to Baseball Operations Assistant in July of 2003. He was named Assistant Director of Baseball Operations in January of 2006 and was eventually promoted to Director of Baseball Operations in September of 2007.

Steil is a native of Litchfield, MN, and graduated magna cum laude from Concordia College (Moorhead) in 1999. He also attended the St. Thomas Graduate School of Business (1999-2000).

Brad and his wife, Megan, and daughter, Aubrey, reside in Medina, MN.



KATE TOWNLEY DIRECTOR, BASEBALL ADMINISTRATION

Kate Townley begins her second season as Director, Baseball Administration, a position she was promoted to in January of 2019. In her current role, Kate is responsible for negotiating six-year free agent, pre-arbitration and arbitration contracts. She also helps lead diversity initiatives on behalf of the Baseball Operations department through active recruitment. Townley collaborates with the Vice President of Diversity and Inclusion, and the Human Resources department, to develop meaningful connections to colleges and universities, thereby generating a pipeline of diverse candidates for all potential job openings.

She began her career with the Twins as an intern in March of 2005 before being hired full time as Administrative Assistant, Scouting, in September of that year. Kate then transitioned over to Manager, Minor League Administration in 2007. Townley's additional responsibilities include administrating contracts for players, staff and team personnel, submitting waiver claims, coordinating all major league player transactions, and the maintenance of the club's 40-man roster. Additionally, she will continue to be responsible for preparing major league team budgets, including regular season and spring training.

DID YOU Know?

...that the Twins will travel 33,471 total air miles on 38 flights in 2020. Their longest flight will take place on March 23, when they fly 2,481 air miles from RSW (Southwest Florida International) to SFO (San Francisco International).

BASEBALL OPERATIONS STAFF



MICHAEL CUDDYER
SPECIAL ASSISTANT, BASEBALL OPERATIONS

Michael Cuddyer joined the Twins front office on November 28, 2016. Cuddyer, 40, was drafted by Minnesota in the first round of the 1997 First-Year Player Draft and played 15 seasons in the major leagues, including 11 seasons with the Twins from 2001-11. He also played three seasons in Colorado and one with New York-NL, winning the NL batting title for the Rockies with a .331 batting average in 2013.

Cuddyer's responsibilities include, but are not limited to, helping position player development by focusing on transition programs and teaching an understanding of major league expectations, environment and culture. He also is involved in the amateur draft process and is a resource for player acquisitions.

The former outfielder played a key role on six different Twins AL Central Division championship teams. The two-time All-Star (2011 with the Twins and 2013 with the Rockies) played 1,139 career games in a Twins uniform, hitting 141 home runs with 580 RBI. He ranks ninth on the Twins all-time list in doubles (239), 11th in RBI (580) and 12th in hits (1,106). Cuddyer was inducted into the Twins Hall of Fame in 2017.



LATROY HAWKINS
SPECIAL ASSISTANT, BASEBALL OPERATIONS

Latroy Hawkins joined the Twins front office on November 28, 2016. Hawkins, 47, was drafted by the Twins in the seventh round of the 1991 First-Year Player Draft and played 21 seasons in the major leagues, with 11 different teams.

Hawkins' responsibilities include, but are not limited to, contributing to the development of the organizational pitching philosophies used in the selection and development of all players. He contributes to the amateur scouting process and trade deadline preparation meetings. Additionally, Hawkins occasionally serves as analyst for Twins television broadcasts.

He pitched nine seasons in Minnesota from 1995-2003, appearing in 366 games. The Gary, IN native ranks 10th on baseball's all-time list in games, appearing in 1,042 total over his 21-year career and 60-plus in 10 different seasons. Hawkins is one of 13 relievers in baseball history to record at least one save against all 30 teams. He was a set-up man on two-straight Twins AL Central Division championship teams in 2002 and 2003, posting an ERA of 2.13 in 65 games in '02 and 1.86 in 74 games in '03. In January 2018, he was inducted into the Indiana High School Baseball Coaches Association Hall of Fame.



TORII HUNTER
SPECIAL ASSISTANT, BASEBALL OPERATIONS

Torii Hunter joined the Twins front office on November 28, 2016. Hunter, 44, was drafted by the Twins in the first round of the 1993 First-Year Player Draft and played 19 seasons in the major leagues, including 12 for Minnesota from 1997-2007 and again in 2015. Additionally, he played five seasons for Los Angeles-AL and two for Detroit.

Hunter's responsibilities include, but are not limited to, emphasizing organizational culture and major league environment, and spending time with the major league team and baseball operations decision-making staff. He is involved in the amateur draft process, scouting, minor leagues and trade deadline preparation.

He helped lead the Twins to three-consecutive AL Central Division titles in 2002, '03 and '04, then again in '06. In 2002, Hunter became the first Twin since Kirby Puckett (1995) to start an All-Star Game. He finished his Twins career playing in 1,373 games, with 1,343 hits, 281 doubles, 26 triples, 214 home runs, 792 RBI, 739 runs scored, 354 walks and 128 stolen bases.

A former outfielder and five-time AL All-Star with the Twins, Angels and Tigers, Hunter won nine Rawlings Gold Glove Awards and two Louisville Slugger Silver Slugger Awards over his 19-year career. He completed his Twins career ranking fifth on the club's all-time list in home runs, sixth in RBI and extra-base hits (521), and seventh in games, hits, doubles, runs and total bases (2,318). Additionally, he was named one of the "50 Greatest Twins" in 2010 and named to the "All-Metrodome" Team in 2009. Hunter was inducted into the Twins Hall of Fame in 2016.



JUSTIN MORNEAU
SPECIAL ASSISTANT, BASEBALL OPERATIONS

Justin Morneau joined the Twins front office on January 17, 2018. Morneau, 38, was drafted by the Twins in the third round of the 1999 First-Year Player Draft and played 14 seasons in the major leagues, including 11 seasons with the Twins from 2003-13. He also played for Pittsburgh, Colorado and Chicago-AL from 2013-16.

The former first baseman played a key role on three different Twins AL Central Division championship teams and won the American League Most Valuable Player Award in 2006. The four-time All-Star played 1,278 games in a Twins uniform, hitting .278 with 221 home runs and 860 RBI. He was elected to the Twins Hall of Fame in 2020.

Morneau's responsibilities include, but are not limited to, helping position player development by focusing on transition programs and teaching an understanding of major league expectations, environment and culture. He is also involved in the amateur draft process and as a resource for player acquisitions. Additionally, Morneau occasionally serves as analyst for Twins television broadcasts.

He also serves as a resource for players and coaches in the mental and fundamental aspects of the game. In his role as Special Assistant, Morneau participates in instructional programs and visits all minor league affiliates throughout the season. He works alongside the Baseball Operations staff and uniformed personnel to ensure development in players' understanding of culture, talent evaluation and organizational vision. In addition, Morneau plays a part in supporting the Twins community efforts, being involved in charities and community work throughout Twins Territory.

BASEBALL OPERATIONS STAFF



DERON JOHNSON

SENIOR ADVISOR, SCOUTING

Deron Johnson has been a member of the Twins organization since January of 1994. After working as the Northern California Area Scout, Johnson was promoted to West Coast Supervisor in October of 1998 and on September 13, 2007, he was promoted to Director of Scouting for the Twins. In December 2016, he was named to his current role of Senior Advisor of the Scouting Department. In his position, Johnson scouts the best talent in the domestic and international amateur markets and assists the Professional Scouting Department by undertaking targeted minor and major league scouting assignments. Additionally, he spends the summer months evaluating all levels of the Twins minor league affiliates.

Johnson was born and raised in Vallejo, CA, and graduated from St. Mary's College in Moraga, CA, with a B.A. in Liberal Arts in 1991. Prior to joining the Twins, Johnson played three minor league seasons as an outfielder in the Pittsburgh Pirates organization from 1988-90. He served as the assistant baseball coach and recruiting coordinator for the University of San Francisco from 1992-93. In addition, Johnson has covered minor league and major league teams and has been part of the Twins Advance Scouting team for the postseason over the past seven years.

Deron and his wife, Alecia, have four children, Ashley, Alexis, Deron Jr. and Dominique, and reside in Sacramento, CA.



SAM PERLOZZO

SENIOR ADVISOR, PLAYER DEVELOPMENT

Sam Perlozzo begins his second season as Senior Advisor to Player Development after five seasons as the Twins Minor League Infield and Baserunning Coordinator. Prior to that, he was third base coach/infield instructor (2011-12) and first base coach/baserunning instructor (2009-10) for the Philadelphia Phillies, and coached the 2009 and 2010 NL All-Star teams. He served as manager for the Baltimore Orioles from August 4, 2005 to June 18, 2007, with a record of 122-164. Perlozzo also served as bench coach (2001-05) and third base coach (1996-00) with Baltimore, and as a third base coach for Seattle (1993-95, 2008), Cincinnati (1990-92) and the New York Mets (1987-89).

Perlozzo managed in the Mets organization from 1982-86, where he won three titles and never had a losing season. He was named Carolina League Manager of the Year with Lynchburg in 1983 and *Baseball America's* Manager of the Year in 1984, and has a career minor league managerial record of 364-263 (.581).


He graduated in 1973 from George Washington University with a B.S. in Physical Education, and was selected to GW's Sports Hall of Fame in 1986 and to GW's Sports Executive Hall of Fame in 2007. Originally signed by Minnesota on August 15, 1972 as a free agent, Perlozzo was called up by the Twins in September of 1977 and hit .292 in 10 games. He was also a five-time fielding champion in nine minor league seasons.

Sam and his wife, Beth, reside in Tampa, FL. They have two children, Mia and Eric.

TWINS ALL-TIME COACHES

Allen, Neil.....	2015-17	*Kuehl, Karl.....	1977-82	Rodgers, Bob.....	1970-74
Alston, Garvin.....	2018	*Lemon, Jim.....	1965-67, 81-84	*Rowe, Ralph.....	1972-75
Anderson, Rick.....	2002-14	Liddle, Steve.....	2002-12	Rowson, James.....	2017-19
*Baker, Floyd.....	1961-64	*Lopat, Ed.....	1961	*Sain, John.....	1965-66
Bell, Mike.....	2020	*Lyons, Eddie.....	1976	Shellenback, Jim.....	1983
Brunansky, Tom.....	2013-16	*Maltzberger, Gordon.....	1962-64	Shelton, Derek.....	2018-20
*Case, George.....	1968	*Martin, Billy.....	1965-68	Silveira, Charlie.....	1969
*Crosetti, Frank.....	1970-71	McClure, Bob.....	2020	*Stange, Lee.....	1975
Crowley, Terry.....	1991-98	*McCullough, Clyde.....	1961	Steinbach, Terry.....	2013-14
Cuellar, Bobby.....	2013-14	*McMahon, Don.....	1976-77	*Stelmazek, Rick.....	1981-2012
Davis, Butch.....	2015-16	*Mele, Sam.....	1961	*Strickland, George.....	1962
Diaz, Tony.....	2019-20	Molitor, Paul.....	2000-01, 14	Smith, Jeff.....	2017-18
Evers, Bill.....	2019-20	*Morgan, Vern.....	1969-75	Such, Dick.....	1985-2001
Fitzgerald, Ed.....	1962-64	Naragon, Hal.....	1963-66	Terwilliger, Wayne.....	1986-94
*Fowler, Art.....	1969	Newman, Al.....	2002-05	Uilger, Scott.....	1995-2014
Gardenhire, Ron.....	1991-2001	Nossek, Joe.....	1976	Varela, Edgar.....	2020
Gardner, Billy.....	1981	Oldis, Bob.....	1968	Vavra, Joe.....	2006-17
Glynn, Gene.....	2015-18	Oliva, Tony.....	1976-78, 85-91	Watkins, Tommy.....	2019-20
Goryl, John.....	1968-69, 79-80	Pascual, Camilo.....	1978-80	White, Jerry.....	1989, 95, 99-2012
*Grisson, Marv.....	1970-71	Pickler, Jeff.....	2017-18	Worthington, Al.....	1972-73
Guardado, Eddie.....	2015-18	*Podres, Johnny.....	1981-85	*Wynn, Early.....	1967-69
Hefner, Jeremy.....	2019-20	*Quilici, Frank.....	1971-72	*Zimmerman, Jerry.....	1967, 76-80
Hernandez, Rudy.....	2015-20	Randall, Bobby.....	1980	(* - deceased)	
Johnson, Wes.....	2019-20	Renick, Rick.....	1987-90		
Kelly, Tom.....	1983-86	*Robertson, Sherry.....	1970		


TWINS SUPPORT STAFF



ROD MCCORMICK EQUIPMENT MANAGER

Rod McCormick begins his 27th season with the Twins and 14th as the club's Equipment Manager. McCormick joined the Twins as a ball boy in 1994 and became the Home Clubhouse Assistant in 1998. He was named home Clubhouse Manager in April of 2007.

A graduate of Minnetonka (MN) High School, McCormick attended the University of Minnesota from 1993-96. He oversees the upkeep of all team and personal player equipment, and the movement of equipment during spring training and all regular season and postseason roadtrips. Rod, wife, Kristen, and twin sons, Charlie and Parker, reside in Minnetonka, MN.




MARCUS MCKENZIE VISITING CLUBHOUSE MANAGER

Marcus McKenzie enters his 10th season with the Twins and third as Visiting Clubhouse Manager. He joined the Twins as a clubhouse attendant in 2011 and became the Visiting Clubhouse Assistant in 2012. He was named the Visiting Clubhouse Manager in January of 2018, overseeing upkeep of visiting team needs and the movement of equipment in and out of Target Field.

A 2003 graduate of Minnetonka (MN) High School, McKenzie played one year of baseball at the University of New Orleans in 2004, before transferring to the U of M to play baseball, graduating with a Communications degree in 2007. He played four seasons of independent baseball and joined the Twins in 2011. In 2012, McKenzie received his master's degree in Organizational Management from Concordia University in St. Paul, while helping his father run the baseball program. In 2017, McKenzie was named Associate Head Baseball Coach at Concordia St. Paul. He has also worked in the visiting locker room for the Minnesota Vikings since September 2000.

Marcus, wife, Katie, and daughter, Madison, reside in Minnetonka, MN.

TWINS PERFORMANCE STAFF



MICHAEL SALAZAR HEAD ATHLETIC TRAINER

Michael Salazar is entering his first season as the Head Athletic Trainer for the Twins after spending one season with the San Diego Padres as an Assistant Athletic Trainer.

Prior to the Padres, he spent seven seasons as an Assistant Athletic Trainer and Athletic Training Coordinator for the Cleveland Indians and 11 seasons as a minor league athletic trainer for the Cleveland Indians at all levels from 2000-2011. Prior to working with the Tribe, Salazar spent one season in the Atlanta Braves organization in 1999.

He was appointed Head Athletic Trainer for the Dominican Team during the first two World Baseball Classics and spent two off seasons (2004 & '11) working for the Águilas, a winter ball team in the Dominican Republic. In 2016, he shared the honor of being named to the "Major League Athletic Training Staff of the Year."

Salazar obtained his undergraduate degree from Manchester University and completed his graduate work at the University of Alabama at Birmingham. Most recently, he completed his Doctor of Athletic Training degree (DAT) from A.T. Still University of Health Sciences in December of 2018.

A native of Chicago, Michael currently resides in Columbus, OH.



MASAMICHI ABE ASSISTANT ATHLETIC TRAINER

Masamichi Abe begins his third season in the Twins organization as Assistant Athletic Trainer. Abe attended the University of Arkansas, where he received his M.S. in Biomechanics and his B.S. in Exercise Science.

He spent his previous seven seasons as an athletic trainer at some capacity in the Arizona Diamondbacks organization, spending 2016-17 with Triple-A Reno, 2014-15 with Double-A Mobile, 2013 with High-A Visalia, 2012 with Rookie-Missoula and 2011 with the AZL Diamondbacks.

He also trained for the Japanese Team during the World Baseball Classic in 2017 and in the Arizona Fall League in 2013 and '14. He was named 2017 Pacific Coast League Athletic Trainer of the Year, a 2013 Professional Baseball Athletic Training Society Scholar and 2012 Athletic Trainer of the Year. Masa and his wife, Naomi make their home in Hiroshima, Japan.



MATT BIANCUZZO ASSISTANT ATHLETIC TRAINER

Matt Biancuzzo begins his third season in the Twins organization as Assistant Athletic Trainer. Biancuzzo earned a master's degree in Sports Administration from Florida State University in 2008 and a B.S. in Health Sciences and Athletic Training from the University of Central Florida in 2006.

Biancuzzo came to the Twins with 12 years of experience in athletic training, including as a performance medicine therapist/athletic trainer for Cirque du Soleil from 2010-17. Prior to that, Biancuzzo served as an assistant athletic trainer

for Georgia Southern University from 2008-10 and as a graduate assistant athletic trainer for Florida State University from 2006-08. In addition to his training experience, he also served as a strength and conditioning intern in 2009 for Cressley Performance and Jungle MMA and Fitness.

Matt resides in Las Vegas, NV.

TWINS PERFORMANCE STAFF, CONT...




IAN KADISH DIRECTOR, STRENGTH AND CONDITIONING

Ian Kadish enters his second season as the Twins Strength and Conditioning Director after spending 2018 as the Twins Minor League Strength and Conditioning Coordinator.

Prior to joining the Twins, he was minor league strength coach for two seasons in the Miami Marlins organization. Before working for the Marlins, Kadish served as an intern for The Ohio State Football Strength and Conditioning program.

The 2011 Marshall University graduate played four seasons of professional baseball, three of which were in the Toronto Blue Jays organization. Ian and his wife, Emily, and their two children reside in Ft. Myers, FL.



ANDREA HAYDEN ASSISTANT STRENGTH AND CONDITIONING COACH

Andrea Hayden enters her second season with the Twins Performance Staff and her first full-time after joining the club as a Major League Strength and Conditioning Fellow in 2019.

She received her undergraduate degree in Exercise Science from Missouri Baptist University and earned a Master's degree in Human Performance from Lindenwood University. During that time, Andrea also worked as an athletic performance coach at the university. She completed internships at the University of Louisville and EXOS, and worked as an S&C coach

for USA Hockey development camps and Team China Women's Hockey program.

Andrea resides in St. Louis, MO.



RASA TROUP MAJOR LEAGUE HEAD DIETITIAN

Rasa Troup enters her second season as Major League Head Dietitian. She loves helping athletes to elevate their performance by creating practical, sustainable, and culturally sensitive nutrition changes. Rasa loves seeing transformation that athletes notice when they enhance their nutrition and how that helps them to perform at their highest level, recover faster from competitions and workouts, prevent and heal injuries, improve sleep, and have better mood and concentration.

Rasa's passion for performance-based nutrition developed from her personal struggles with nutrition while training and competing in track and field.

She has worked with many fitness exercisers; and high school, collegiate, and professional athletes, including All-American college athletes and Olympic/Paralympic Medalists. She also represented Lithuania at the 2008 Summer Olympics in Beijing, competing in the inaugural women's 3000m steeplechase.

Rasa completed her bachelor's degree in physiology and a master's degree in Nutrition from the University of Minnesota, as well as her dietetic internship at the University of Minnesota DIGS program (Dietetic Internship for Graduate Students).

Rasa, her husband, and their two children reside in Minneapolis.



JEFF LAHTI MAJOR LEAGUE PHYSICAL THERAPIST

Jeff Lahti enters his third season as the Twins Major League Physical therapist. Prior to joining the Twins, Lahti worked for 16 years in the outpatient/sports physical therapy world, where he specialized in post-op shoulder/elbow rehabilitation and baseball injury rehab/prevention. Jeff served as Partner/Director of Physical Therapy Services for Viverrant from 2010-2018.

He is certified in Dry Needling and has significant experience utilizing various manual therapy techniques (Mulligan, MFR, TPR, etc.). Lahti played collegiate baseball and basketball at The College of St. Scholastica, where he earned a bachelor's degree in Health Science and Biology and a master's degree in Physical Therapy. He also enjoyed a brief professional baseball career with the Duluth-Superior Dukes.

Lahti is a native of Oulu, WI, and a graduate of South Shore High School. Jeff currently resides in Pine City, MN, with his wife, Rita, and daughters, Sophia and Vivian.

DID YOU *Know?*

...that during the 1997 season Brad Radke won 12 decisions in 12 consecutive starts, becoming one of only five pitchers in the last 50 years to earn a win in 12 straight starts. The others were Bob Gibson in 1968, Pat Dobson in 1971, Johan Santana in 2004, and Justin Verlander in 2011.



ALL SEASON LONG



STREAM
LIVE.

PLAYERS





13 EHIRE ADRIANZA

H/W: 6-1/95 B/T: S/R
Opening Day Age: 30
Born: 8/21/1989 in Guarenas, Miranda, VZ
Resides: Miami, FL

Acquired: Claimed off waivers from MIL, 2/6/17
M.L. Service: 5 years, 131 days
Options Used: 3 of 3
Contract Status: Signed thru 2020

INFIELDER

PERSONAL: Ehire Enrique Adrianza Palma (pronounced AY-ray ah-dree-AHN-zuh)...Instagram: @ehire13... married his childhood sweetheart, Vielimar, in 2011...daughter, Ehimar...wore uniform number 16 for Minnesota until changing to number 13 prior to the 2019 season after the Twins acquired Jonathan Schoop, who took 16... wears uniform number 13 in honor of his godfather and former major league player and manager, Ozzie Guillen...participated in 2018-20 Twins Winter Caravan...avoided arbitration and signed a one-year contract for 2020 on December 2, 2019.

CAREER HIGHLIGHTS: Twins are third organization: San Francisco (2006-17), Milwaukee (3 days in off-season in 2017 - designated and released), Minnesota (2017-19)...primary position is shortstop (see fielding box for other positions played)...made major league debut September 8, 2013 vs. ARI, with SF... became 300th Venezuelan to play in major leagues...had first career hit September 14, 2013 at LAD, with SF, doubling off Brandon League...hit first major league home run September 22, 2013 at NYY, with SF, a solo shot off Andy Pettitte.

POSTSEASON CAREER: Was on 2019 ALDS roster vs. New York-AL but did not appear...made Postseason debut in AL Wild Card Game October 3, 2017 at New York-AL, striking out in pinch hit plate appearance.

2019:

- Made Twins Opening Day roster for third time in career.
- Hit a solo home run off Justin Verlander on April 29 at Target Field in a 1-0 victory...marked just the 22nd time in franchise history that the Twins won a 1-0 game, with the lone run coming via the home run, previously May 12, 2017 at Cleveland (Miguel Sanó home run).
- Placed on 10-day Injured List with abdominal issues June 18...missed 10 games and was reinstated June 28.
- Hit .313 (15-for-48) with three home runs and 11 RBI in 22 May games, .333 (10-for-30) in nine June games and .308 (8-for-26) in 12 July games.
- Made first career pitching appearance July 17 vs. Oakland, allowing three runs on five hits in 1.0 inning pitched...23rd time in club history for a position player to pitch, 14th different player.
- Missed time in September, suffering from a right oblique strain.
- Made defensive appearances at seven different positions: P (1 game), 1B (20 games, 12 starts), 2B (7 games, 7 starts), 3B (24 games, 14 starts), SS (24 games, 16 starts), LF (1 game, 0 starts) and RF (6 games, 5 starts).
- Hit .295 (13-for-44) with runners in scoring position, including .300 (6-for-20) with RISP and two outs.
- Slashed .269/.350/.423 (.773 OPS) as a right-handed hitter and .273/.349/.413 (.762 OPS) as a left-handed batter.
- Was "acting manager" for final game September 29 at Kansas City as the Twins lost 5-4.
- Avoided arbitration and signed one-year contract December 2, 2018.

2018: Made Twins Opening Day roster for second time in career...tied single-game career-high with second four-RBI game June 12 at Detroit; also hit first career grand slam off Warwick Saupold...set single-game career-high with four hits June 27 at Chicago-AL...hit .300 (24-for-80) with six doubles, one triple, three home runs, 12 RBI, 11 runs scored, six walks and a .349 on-base percentage in 25 June games...placed on 10-day Injured List July 2 with a left hamstring strain; reinstated July 12...hit safely in career-high eight straight games September 15-25, hitting .364 (12-for-33) in that span...recorded 13 RBI in 21 September games, his personal most of any month in his career...hit .275 (53-for-193) in 60 road games, compared to .218 (31-for-142) in 54 home games...hit .264 (24-for-91) as a right-handed batter and .246 (60-for-244) as left-handed batter...played a career-high 64 games (60 starts) at shortstop, 28 at third base (26 starts), 10 at first base (3 starts), five at second base (4 starts) and five in leftfield (2 starts)...set career-highs in games (114), at-bats (335), runs (42), hits (84), doubles (23), home runs (6), RBI (39) and walks (24)...had surgery on left shoulder October 9 to repair torn labrum.

2017: Designated for assignment by San Francisco and claimed off waivers by Milwaukee January 31; designated by Milwaukee February 2 and claimed by Minnesota February 6...began season on 10-day Injured List with a right oblique strain...returned from rehab assignment and recalled from Triple-A Rochester May 5...stole career-high three bases June 21 vs. Chicago-AL; most for Twins since Darin Mastroianni (3) July 5, 2012 at Detroit...placed on 10-day Injured List with abdominal issues June 22; reinstated July 3...tied career-high with three hits August 30 vs. Chicago-AL, including two triples and a career-high four RBI...tied career-high with seven-game hitting streak June 21-July 21, hitting .409 (9-for-22) with six RBI during the streak...hit .321 (18-for-56) as a right-handed hitter and .236 (25-for-106) as left-handed hitter...played 29 games (23 starts) at shortstop, 17 games (9 starts) in leftfield, nine games (6 starts) at third base, nine games (3 starts) at second base and four games (1 start) at first base...set single-season career-highs in games (70), hits (43), runs (30), doubles (9), triples (2), RBI (24) and walks (16).

CAREER HIGHS

Hits: 4, 6/27/18 at CWS
RBI: 4, 3x, last 5/25/19 vs. CWS
HR: 1, 16x, last 9/2/19 at DET
GS: 1, 6/12/18 at DET
SB: 3, 6/21/17 vs. CWS
Hit-Streak: 8, 9/15-25/18

WALK-OFF HITS/PA

None

MULTI-HR GAMES

None



2016: Placed on the 15-day Injured List April 15 with a fractured left foot...suffered the injury after fouling a ball off his back foot in the eighth inning on April 14 at Colorado...a second set of diagnostic tests revealed the fracture...transferred to the 60-day Injured List April 22, allowing the team to add Conor Gillaspie to the 40-man roster...reinstated from the 60-day Injured List August 2 after missing 95 games...went 5-for-18 (.278) with a double, four RBI and one walk as a pinch-hitter...made 10 starts for San Francisco (6 at shortstop, 3 at second base and 1 at third base).

2015: Split season between Triple-A Sacramento and San Francisco...hit .316 with 10 extra base hits and 15 RBI in 44 games with the River Cats...hit .186 in 52 games (31 starts) with the Giants...designated for assignment by the Giants April 5...cleared waivers and was outrighted to Triple-A April 11...spent first three months at Triple-A before having contract purchased June 30...stuck with Giants the rest of the season from June 30-Oct. 4, starting 31 games (13 at second, 16 at short, 1 at first, 1 at third)...played first base for the first time in his career on September 22 at San Diego...hit in the face with a groundball and stayed in the game, but was dizzy afterward; was diagnosed with a concussion the next day and missed the final 12 games of the season.

2014: Made first career Opening Day roster...missed most of the season with a right hamstring strain, which placed him on the Injured List on two different occasions, first from June 23-July 10 and then again from July 25-through the end of the season...on July 22 at Philadelphia he had seven at-bats in a game in which he didn't even start, which matched an all-time Giants franchise record with Art Fletcher, who didn't start but had seven at-bats on July 26, 1909 (Elias)...Adriana entered the game at second base in the bottom of the second inning in place of Joe Panik, who suffered a sprained right ankle in the first inning; the game lasted 14 innings.

2013: Spent majority of season at Double-A Richmond...made major league debut September 8 vs. Arizona, becoming the 300th Venezuelan to play in the big leagues...entered the game as a pinch runner in the 11th and scored the game-winning run.

2012: Spent seventh professional season with Double-A Richmond, hitting .220 (99-for-451) with three home runs and 32 RBI in 127 games...placed on Injured List June 16 with a left thumb injury; reinstated June 28...had a season-high 12-game hitting streak from August 3-16, hitting .313 (15-for-48)...drove in the game-winning run with a walk-off RBI-single August 30 vs. Harrisburg.

2011: Split season between Single-A Augusta and Single-A San Jose, hitting .273 (102-for-373) with 34 doubles, six home runs and 44 RBI...did not make his season debut until May 14 after suffering a left thumb sprain to begin the season.

2010: Spent season at Single-A San Jose, hitting .256 (114-for-445) with 22 doubles, five triples, three home runs and 35 RBI in 114 games...ranked third on team in games (124), fourth in runs (70) and triples (5)...named Defense Player of Year for San Jose and rated by *Baseball America* as best defensive infielder in San Francisco's farm system...named Single-A Defensive Player of the Year.

2009: Spent entire season at Single-A Augusta, hitting .258 (100-for-388) with 54 runs, 15 doubles, three triples, two home runs and 46 RBI in 117 games...hit safely in season-long 13-straight games from June 30-July 14, hitting .487 (19-for-39).

2008: Split the season between AZL Giants, Single-A Salem-Keizer and Triple-A Fresno, however, missed most of season with a broken foot...began the season in San Francisco's extended spring training...combined to hit .288 (19-for-66) with five doubles, one home run and six RBI in just 18 games.

2007: Hit .241 (60-for-249) with 17 doubles, two triples and 30 RBI in 66 games with DSL-Giants.

2006: Spent first professional season with DSL Giants, hitting .156 (19-for-122) in 44 games.

PROFESSIONAL: Signed by San Francisco as minor league free agent April 26, 2006.

ADRIANA'S PLAYING RECORD

YEAR	CLUB	AVG	G	AB	R	H	2B	3B	HR	RBI	SH	SF	HBP	BB	SO	SB	CS	OBP	OPS
2006	DSL Giants	.156	44	122	17	19	2	1	0	7	4	1	4	24	31	3	2	.311	.500
2007	DSL Giants	.241	66	249	44	60	17	2	0	30	3	5	4	41	31	23	6	.351	.676
2008	Fresno	.500	2	6	2	3	1	0	0	0	0	0	0	2	1	0	0	.625	1.292
	AZL Giants	.255	15	55	13	14	4	0	1	6	0	0	1	7	4	0	1	.349	.731
	Salem-Keizer	.400	1	5	3	2	0	0	0	0	0	0	0	1	0	0	0	.400	.800
2009	Augusta	.258	117	388	54	100	15	3	2	46	6	7	5	42	66	7	1	.333	.660
2010	San Jose	.256	124	445	70	114	22	5	3	35	10	1	5	47	87	33	15	.333	.681
2011	Augusta	.231	38	143	18	33	10	1	3	17	6	1	0	18	32	3	2	.315	.693
	San Jose	.300	56	230	34	69	24	3	3	27	1	2	6	23	46	5	1	.375	.845
2012	Richmond	.220	127	451	52	99	22	5	3	32	13	3	4	41	90	16	4	.289	.599
2013	Richmond	.240	73	250	31	60	12	0	2	23	4	2	4	31	45	11	6	.331	.643
	Fresno	.310	45	145	23	45	7	6	0	12	6	1	2	23	31	6	2	.409	.850
	SAN FRANCISCO	.222	9	18	3	4	1	0	1	3	1	0	0	1	5	0	0	.263	.707
2014	Fresno	.316	6	19	6	6	0	0	1	1	1	0	0	2	4	0	0	.381	.855
	SAN FRANCISCO	.237	53	97	10	23	6	0	0	5	2	1	1	5	22	1	1	.279	.578
2015	Sacramento	.316	44	171	16	54	6	1	3	15	5	0	2	17	37	6	1	.384	.799
	SAN FRANCISCO	.186	52	113	11	21	7	1	0	11	2	0	4	15	20	3	2	.303	.568
2016	San Jose	.333	9	33	8	11	3	0	5	11	0	1	0	2	4	0	0	.361	1.240
	Sacramento	.257	8	35	6	9	2	0	1	3	0	0	0	2	4	1	3	.297	.697
	SAN FRANCISCO	.254	40	63	3	16	2	0	2	7	4	0	2	2	13	0	1	.299	.680
2017	Ft. Myers	.400	3	15	5	6	2	0	0	1	0	0	0	0	1	0	0	.400	.933
	Rochester	.216	10	37	1	8	0	0	0	3	1	0	0	6	11	0	1	.326	.542
	MINNESOTA	.265	70	162	30	43	9	2	2	24	1	6	1	16	25	8	1	.324	.707
2018	MINNESOTA	.251	114	335	42	84	23	1	6	39	4	2	1	24	82	5	1	.301	.680
2019	MINNESOTA	.272	84	202	34	55	8	3	5	22	2	4	6	20	40	0	2	.349	.765
	Minor League Totals	.254	788	2799	403	712	149	27	27	269	60	24	37	328	525	115	45	.338	.694
	National League Totals	.220	154	291	27	64	16	1	3	26	9	1	7	23	60	4	4	.292	.605
	American League Totals	.260	268	699	106	182	40	6	13	85	7	12	8	60	147	13	4	.321	.711
	Major League Totals	.248	421	990	133	246	56	7	16	111	16	13	15	83	207	17	8	.312	.680

ADRIANZA'S CAREER FIELDING RECORD

POSITION	PCT	G	PO	A	E	TC	DP	PB
Shortstop	.970	163	145	372	16	533	74	—
Second Base	.978	73	81	139	5	225	32	—
Third Base	.973	72	40	102	4	146	8	—
First Base	.994	35	145	13	1	159	19	—
Outfield	.947	29	34	2	2	38	0	—
Pitcher	—	1	0	0	0	0	0	—
Totals	.975	373	445	628	28	1101	133	—

ADRIANZA'S WILD CARD GAME RECORD

YEAR	OPPONENT	AVG	G	AB	R	H	2B	3B	HR	RBI	SH	SF	HBP	BB	SO	SB	CS	OBP	OPS
2017	New York-AL	.000	1	1	0	0	0	0	0	0	0	0	0	0	1	0	0	.000	.000

ADRIANZA'S PITCHING RECORD

YEAR	CLUB	W-L	ERA	G	GS	CG	SH	SV	IP	H	R	ER	HR	HB	BB	SO	WP	K/9	BAA
2019	Minnesota	0-0	27.00	1	0	0	0	0	1.0	5	3	3	0	0	0	1	0	9.0	.625

ADRIANZA'S PROFESSIONAL INJURED LIST HISTORY

DATES	INJURY	LEVEL
June 18-28, 2019	Abdominal Issues	Minnesota
July 2-12, 2018	Left Hamstring Strain	Minnesota
June 22-July 4, 2017	Abdominal Issues	Minnesota
March 30-May 5, 2017	Oblique Strain	Minnesota
April 15-August 2, 2016	Left Digit 3 Toe Fracture	San Francisco
June 8-15, 2015	Left Thumb Injury	Triple-A Sacramento
April 22-May 9, 2015	Left Hamstring Strain	Triple-A Sacramento
July 25-end of 2014 season	Right Hamstring Strain	San Francisco
June 22-July 10, 2014	Right Hamstring Strain	San Francisco
June 16-28, 2012	Left Thumb Injury	Double-A Richmond
April 7-May 13, 2011	Left Thumb Sprain	Double-A Richmond





66 JORGE ALCALA



RIGHT-HANDED PITCHER

H/W: 6-3/205 B/T: R/R
Opening Day Age: 24
Born: 7/28/1995 in Bajos De Haina, DR
Resides: Bajos De Haina, DR

Acquired: Via Trade with Houston, 7/27/18
M.L. Service: 16 days
Options Used: 0 of 3
Contract Status: Signed thru 2020

PERSONAL: Jorge Luis Alcala (pronounced AL-cah-lah)...ranked the 23rd best prospect in the Twins' system as of Sept. 14, 2019 by MLB.com, and 19th by *Baseball America*...hobbies include playing dominos and going to the beach.

2019:

- Began the season in Double-A Pensacola where he amassed a 5-7 record with a 5.87 ERA (102.2 IP, 67 ER) and a 105/37 SO/BB ratio.
- Appeared in 26 games for the Blue Wahoos, 16 as a starter, throwing at least 5.0 innings in 12 of those games, and once in relief.
- Was named the Twins Minor League Pitcher of the Week, for the week ending May 5...pitched 5.0 shutout innings with five hits allowed, no walks and eight strikeouts on May 2 vs. Biloxi.
- Allowed two earned runs over 8.2 innings in August before being promoted to Triple-A Rochester, where he'd finish the season by throwing 7.2 scoreless innings of relief, scattering four hits with 11 strikeouts (.154 BAA).
- During his brief stint with the Red Wings, right-handed hitters went 1-for-10 off him (.100) and lefties went 3-for-16 (.188).
- Had his contract selected by the Twins on September 14 prior to a doubleheader in Cleveland.
- Made major league debut September 21 vs. Kansas City, pitching 0.2 scoreless innings with one hit and one walk.

2018: Named Texas League Pitcher of the Week while pitching for Double-A Corpus Christi (HOU) for the week of June 4-10, making two appearances (1 start), allowing one earned run on three hits and striking out seven in 9.0 innings...traded from Houston to Minnesota on July 28 with OF Gilberto Celestino in exchange for RHP Ryan Pressly...was on the 7-day Injured List from July 29-August 6 with a right trapezius strain...named No. 11 prospect in Twins system by MLB.com...made stops in Single-A Advanced Buies Creek (1-4, 3.03 ERA in 38.2 IP), Double-A Corpus Christi (2-3, 3.54 ERA in 40.2 IP) and Double-A Chattanooga (0-4, 5.85 ERA in 20.0 IP).

2017: Went 7-6 with a 3.05 ERA (109.1 IP, 37 ER) over two stops in Single-A Quad Cities and Single-A Advanced Buies Creek...held batters to a .155 BAA in Quad Cities over six games (4 starts) before the promotion to Buies Creek, where he went 5-6 with a 3.45 ERA and 60 strikeouts in 78.2 IP...entered the season the 18th best prospect in Astros system by MLB.com.

2016: Made three stops in the Minors, first with the Gulf Coast League affiliate, where he pitched in six games (3 starts), throwing to a 1.21 ERA (22.1 IP, 3 ER) with 35/6 SO/BB...was promoted to Rookie-level Greenville, where he pitched in another six games (4 starts), amassing a 2-1 record with a 1.80 ERA (20.0 IP, 4 ER) and .174 BAA...finished the year with Tri-City (Single-A), where he went 0-1 with a 5.27 ERA (13.2 IP, 8 ER) in three starts...was named the Appalachian League Pitcher of the Week for the week of August 21 with Greenville, making one start and throwing 5.0 no-hit innings with seven strikeouts and one walk.

2015: Began his professional career with the Dominican Summer League Astros Blue, going 2-0 with a 3.06 ERA (32.1 IP, 11 ER) and an opponents' batting average of .227.

PROFESSIONAL: Signed by the Astros as an international free agent on December 3, 2014...acquired by the Twins on July 27, 2018 along with outfielder Gilberto Celestino in exchange for right-handed pitcher Ryan Pressly.

CAREER HIGHS

IP: 1.0, 9/26/19 at DET
Walks: 1, 9/21/19 vs. KC
SO: 1, 9/26/19 at DET
CG: --
Low-Hit CG: --
Win-Streak: --



ALCALA'S CAREER FIELDING RECORD

POSITION	PCT	G	PO	A	E	TC	DP	PB
Pitcher	—	2	0	0	0	0	0	—

ALCALA'S PITCHING RECORD

YEAR	CLUB	W-L	ERA	G	GS	CG	SH	SV	IP	H	R	ER	HR	HB	BB	SO	WP	K/9	BAA
2015	DSL Astros Blue	2-0	3.06	12	2	0	0	1	32.1	27	14	11	0	0	19	20	7	5.6	.227
2016	GCL Astros	1-1	1.21	6	3	0	0	1	22.1	14	3	3	0	0	6	35	2	14.1	.175
	Greenville	2-1	1.80	6	4	0	0	0	20.0	12	5	4	0	1	8	20	1	9.0	.174
	Tri-City	0-1	5.27	3	3	0	0	0	13.2	20	15	8	1	2	4	15	4	9.9	.345
2017	Quad Cities	2-0	2.03	6	4	0	0	0	31.0	16	7	7	3	1	12	35	2	10.2	.155
	Buies Creek	5-6	3.45	16	14	1	1	0	78.1	55	33	30	7	5	33	60	7	6.9	.200
2018	Buies Creek	1-4	3.03	10	7	0	0	2	38.2	25	15	13	2	2	18	45	5	10.5	.182
	Corpus Christi	2-3	3.54	9	5	0	0	1	40.2	36	17	16	1	2	17	37	3	8.2	.243
	Chattanooga	0-4	5.85	5	4	0	0	0	20.0	23	16	13	4	1	14	22	2	9.9	.280
2019	Pensacola	5-7	5.87	26	16	0	0	0	102.2	114	68	67	12	5	37	105	6	9.2	.284
	Rochester	1-0	0.00	5	0	0	0	0	7.2	4	0	0	0	0	2	11	0	12.9	.154
	MINNESOTA	0-0	0.00	2	0	0	0	0	1.2	1	0	0	0	0	1	1	0	5.4	.167
Minor League Totals		21-27	3.80	104	62	1	1	5	407.1	346	193	172	30	19	170	405	39	8.9	.231
Major League Totals		0-0	0.00	2	0	0	0	0	1.2	1	0	0	0	0	1	1	0	5.4	.167

ALCALA'S PROFESSIONAL INJURED LIST HISTORY

DATES	INJURY	LEVEL
July 29-August 6, 2018	Neck Strain	Double-A Chattanooga

TWINS ON INSTAGRAM

Ehire Adrianza@ehire13
 Luis Arraez@arraezluis
 Willians Astudillo@williansastudillo
 Alex Avila@realexavila
 José Berríos@JOLaMaKina
 Travis Blankenhorn@trav_blankenhorn
 Byron Buxton@buckdaddy103
 Jake Cave@jakecave8
 Gilberto Celestino@gilbert_celestino
 Dakota Chalmers@dakotachalmers
 Tyler Clippard@tylerclippard36
 Danny Coulombe@danny_coulombe
 Nelson Cruz@ncboomstick23
 Randy Dobnak@dobnak_
 Josh Donaldson@therealbor_20
 Tyler Duffey@TheDoof1
 Jhoan Duran@jhoan_duran32
 Ryan Garton@gartron12
 Mitch Garver@mgarver
 Marwin Gonzalez@marwingtonzalez9
 Ryan Jeffers@ryan_jeffers27
 Max Kepler@kepleroni
 Alex Kirilloff@akirilloff19

Trevor Larnach@trevorlarnach
 Royce Lewis@roycelewis
 Zack Littell@z_littell
 Kenta Maeda@18_maeken
 Trevor May@trevmay65
 Michael Pineda@the_big_mike35
 Jorge Polanco@jorge_polanco11
 Sean Poppen@seanpoppen
 Jack Reinheimer@jackreinheimer
 Taylor Rogers@roge34
 Fernando Romero@f_romero77
 Sergio Romo@sergioromo54
 Brent Rooker@brent_rooker19
 Ben Rortvedt@rortvedt22
 Eddie Rosario@e_rosario20
 Miguel Sanó@miguel sano_22
 Devin Smeltzer@devinsmeltzer
 Tomás Telis@tomasjtelis
 Lewis Thorpe@lewisthorpe18
 Wilfredo Tovar@wilfredo_tovar
 LaMonte Wade@lamonte.wade
 Matt Wisler@matthewwisler



2 LUIS ARRAEZ



INFIELDER

H/W: 5-10/175 B/T: L/R
Opening Day Age: 22
Born: 4/9/1997 in San Felipe, Yaracuy, VZ
Resides: San Felipe, Yaracuy, VZ

Acquired: Signed as undrafted free agent, 11/5/13
M.L. Service: 121 days
Options Used: 1 of 3
Contract Status: Signed thru 2020

PERSONAL: Luis Sangel Arraez Reveron (ah-rah-yez)...Twitter: @Arraez_21...Instagram: @arraezluis... signed as a minor league free agent out of San Felipe, Venezuela as a 16-year-old...participated in 2020 Twins Winter Caravan.

CAREER HIGHLIGHTS: Winner of 2019 Bill Boni Award for Twins Most Outstanding Rookie...made major league debut May 18, 2019 at Seattle, going 1-for-2 with a double...recorded first career hit, doubling off Cory Gearrin...hit first career home run on May 21, 2019 at Los Angeles-AL, a solo shot off Noé Ramirez...rated as the best hitter for average and best strike zone discipline in the Twins organization by *Baseball America* in 2016...named a GCL Postseason All-Star and *Baseball America* Rookie All-Star in 2015.

POSTSEASON CAREER: Appeared in three games for the Twins in the 2019 ALDS vs. New York-AL, going 5-for-11 (.455) with four doubles...led club during series in hits, doubles, average, and OPS (1.273)...tied with St. Louis' Paul Goldschmidt for most doubles in the DS...four doubles tied Torii Hunter (2002) for most by a Twin in the ALDS and tied both Hunter and Tom Brunansky (1987) for most in any single Postseason series in club history.

2019:

- Was optioned from Twins spring training to Double-A Pensacola March 12.
- Hit .342 (50-for-146) with six doubles, 14 RBI, 18 runs scored and 18 walks in 38 games for the Blue Wahoos and was promoted to Triple-A Rochester May 14.
- Played three games for the Red Wings and was recalled by Minnesota May 17.
- Made major league debut May 18 at Seattle, going 1-for-2 with a double, his first career hit (off Cory Gearrin).
- Hit first career home run on May 21 at Los Angeles-AL, a solo shot off Noé Ramirez.
- Hit safely in 10-straight games from May 27-June 28 (Rochester stint in middle), hitting .471 (16-for-34) with a .550 OBP over that span.
- Recorded first career four-hit game June 23 at Kansas City.
- Reached safely in a season-high 13-straight games July 2-19, posting a .407 on-base percentage in that span.
- Hit .438 (14-for-32) in 10 June games, and .321 (27-for-84) in 22 July games...ranked fourth among MLB rookies in hits in July, and had a career-long 12-game hitting streak from July 2-19, in which he batted .347 (17-for-49) with five XBH and a .897 OPS.
- Reached 100 hits September 16 vs. Chicago-AL, his 83rd game of the season, the third fastest Twin to 100 hits, trailing Kirby Puckett (76 games in 1984) and Danny Santana (80 games in 2014).
- Reached base safely in 15 straight games from September 1-17, slashing .441/.500/.576 (26-for-59) with eight doubles and a 1.076 OPS.
- Hit .340 (32-for-94) in 24 September games.
- Suffered sprained right ankle September 28 at Kansas City, colliding with Williams Astudillo on an infield pop-up.
- Arraez's 29 strikeouts were the fewest in baseball among players with at least 350 plate appearances...it was the least by a Twin with the same qualifier since Luis Castillo in 2007 (384, 28) who was traded to New York-NL where he struck out 17 more times in 231 more PA...it was also the fewest strikeouts by any player with 350+ PA since Nori Aoki with San Francisco in 2015 (25 SO in 392 PA).
- Slashed .274/.398/.298 (.696 OPS) vs. left-handed pitchers and .355/.399/.488 (.887 OPS) vs. righties.
- His .334 AVG was fifth-highest by a 22-year-old in the past 100 years (min. 300 PA), behind Ted Williams (.406, 1941), Freddie Lindstrom (.358, 1928), Stan Musial (.357, 1943) and Joe DiMaggio (.346, 1937).
- Appeared in 49 games (42 starts) at second base, 17 games (15 starts) at third base, eight games (3 starts) at shortstop and 21 games (18 starts) in leftfield...also made four starts as designated hitter.
- Arraez finished 2019 with 366 plate appearances...among all rookies with that qualifier in 2019, ranked first in batting average (.334) and fewest strikeouts (29); and second in on-base percentage (.399), OPS (.838), wOBA (.371), line drive percentage (30.1%) and batting WAR (1.2).
- Among Twins rookies with at least 350 PA's, set the club record for batting average, fewest strikeouts and on-base percentage, while finishing fourth in BB/SO rate (1.24), seventh in OPS, T-ninth in batting WAR (Carew, 1967), T-10th 3-hit games (11) and 12th in slugging (.439).
- Appeared in three games for the Twins in the ALDS vs. New York-AL, going 5-for-11 (.455) with four doubles...led club during series in hits, doubles, average, and OPS (1.273)...tied with St. Louis' Paul Goldschmidt for most doubles in the DS...four doubles tied Torii Hunter (2002) for most by a Twin in the ALDS and tied both Hunter and Tom Brunansky (1987) for most in any single Postseason series in club history.

CAREER HIGHS

Hits: 4, 6/23/19 at KC
RBI: 3, last 8/15/19 at TEX
HR: 1, 4x, last 9/25/19 at DET
GS: --
SB: 1, 2x, last 8/20/19 vs. CWS
Hit-Streak: 12, 7/2-19/19

WALK-OFF HITS/PA

None

MULTI-HR GAMES

None



- Named winner of Bill Boni Award for Twins Most Outstanding Rookie, an award voted on by the Twin Cities Chapter of the BBWAA.
- Finished sixth in AL Rookie of the Year Voting with five points, one first place vote, one second place vote, and two third place votes (Houston's Jordan Alvarez was unanimous winner).

TWINS ALL-TIME LEADERS

AVG AMONG ROOKIES (MIN 350 PA)

1. Luis Arraez (2019).....	.334
2. Tony Oliva (1964).....	.323
3. Danny Santana (2014).....	.319
4. Corey Koskie (1999).....	.310
5. Kent Hrbek (1984).....	.301

2018: Began season with Single-A Ft. Myers...placed on 7-day Injured List April 5 with a right knee injury; reinstated April 19...named Twins minor league Player of the Week June 23, hitting .519 (15-for-29) with two doubles, one home run, four RBI and seven runs scored in six games for the Miracle... named MiLB.com Florida State League Player of the Month for June, hitting .449 (48-for-107) with nine doubles, three triples, one home run, 13 RBI, 19 runs scored and a .487 on-base percentage in 26 games for the Miracle...promoted to Double-A Chattanooga July 4 where he finished the season... at both stops combined, played 67 games at second base, 16 at third base and 14 at shortstop... combined to hit .310 (126-for-406) with 20 doubles, three triples, three home runs, 36 RBI, 52 runs scored and a .361 on-base percentage in 108 games between Ft. Myers and Chattanooga...hit .324 (92-for-284) vs. right-handed pitching and .279 (34-for-122) vs. left-handed pitching...played for Navegantes del Magallanes in the Venezuelan Winter League, hitting .321 (43-for-134) with a .357 on-base percentage in 32 games.

2017: Began season with Single-A Ft. Myers...placed on Injured List April 10 with a right knee sprain and missed remainder of season.

2016: Spent entire season with Single-A Cedar Rapids and was the youngest player on the Kernels roster...named to the Midwest League Mid-and Postseason All-Star teams...batting average reached .300 on May 4 and never dipped below...named Twins minor league Player of the Week August 6 after going 10-for-22 (.455) with a double, four RBI and six runs in six games...had 16-game hitting streak August 12-27...named Twins minor league Player of the Month for August after hitting .425 (48-for-113) with seven doubles, 18 RBI and 13 runs scored...earned Midwest League batting title, hitting .347 (165-for-475)...finished second in MWL in hits and fourth with .386 OBP...went 7-for-9 with two triples and three RBI in two-game sweep of Clinton in the MWL quarterfinals...hit .550 (11-for-20) in five Postseason games...led the MWL with a .347 batting average in the regular season...led the Kernels in hits and doubles (31)...rated as the best hitter for average and best strike zone discipline in the Twins organization by *Baseball America* following the season.

2015: Spent first season with the GCL Twins...led the GCL in games (57) and at-bats (207), and was second in doubles (15), third in hits (64), fourth in total bases (81) and sixth in batting average (.309)...his 23.30 PA/SO ratio was the best in the GCL and third highest in all of the minor league baseball...also led the GCL Twins in runs (23) and RBI (19)...played in 57 of the GCL Twins 59 games...named a GCL Postseason All-Star and *Baseball America* Rookie All-Star...named the second baseman on the Twins Organization All-Star team by MiLB.com...played for Navegantes del Magallanes in the Venezuelan Winter League.

2014: Spent first professional season with the DSL Twins, hitting .348 (40-for-115) with a .433 OBP in 31 games.

PROFESSIONAL: Signed as an undrafted free agent November 4, 2013; signed by scout Jose Leon.

ARRAEZ'S PLAYING RECORD

YEAR	CLUB	AVG	G	AB	R	H	2B	3B	HR	RBI	SH	SF	HBP	BB	SO	SB	CS	OBP	OPS
2014	DSL Twins	.348	31	115	23	40	6	0	0	15	1	1	2	16	9	10	5	.433	.833
2015	GCL Twins	.309	57	207	23	64	15	1	0	19	2	1	4	19	10	8	8	.377	.768
2016	Cedar Rapids	.347	114	475	67	165	31	3	3	66	4	3	1	31	51	3	3	.386	.830
2017	Ft. Myers	.385	3	13	1	5	0	1	0	1	0	0	0	0	0	0	0	.385	.923
2018	Ft. Myers	.320	60	228	27	73	14	3	1	20	6	3	2	19	28	2	3	.373	.794
	Chattanooga	.298	48	178	25	53	6	0	2	16	1	2	1	13	16	2	0	.345	.711
2019	Pensacola	.342	38	146	18	50	6	1	0	14	0	0	0	18	13	3	3	.415	.812
	Rochester	.348	16	66	8	23	4	0	0	8	0	1	0	6	2	1	0	.397	.806
	MINNESOTA	.334	92	326	54	109	20	1	4	28	0	3	1	36	29	2	2	.399	.838
	Minor League Totals	.331	367	1428	192	473	82	9	6	159	14	11	10	122	129	29	22	.385	.799
	Major League Totals	.334	92	326	54	109	20	1	4	28	0	3	1	36	29	2	2	.399	.838

ARRAEZ'S DIVISION SERIES RECORD

YEAR	OPPONENT	AVG	G	AB	R	H	2B	3B	HR	RBI	SH	SF	HBP	BB	SO	SB	CS	OBP	OPS
2019	New York-AL	.455	3	11	1	5	4	0	0	1	0	0	0	0	2	0	0	.455	1.273

ARRAEZ'S CAREER FIELDING RECORD

POSITION	PCT	G	PO	A	E	TC	DP	PB
Second Base	.974	49	59	88	4	151	22	—
Outfield	1.000	21	32	2	0	34	0	—
Third Base	1.000	17	6	20	0	26	4	—
Shortstop	.938	8	4	11	1	16	5	—
Totals	.978	95	101	121	5	227	31	—

ARRAEZ'S PROFESSIONAL INJURED LIST HISTORY

DATES	INJURY	LEVEL
April 10, 2017-April 19, 2018	Right Knee Sprain	Single-A Ft. Myers



64 WILLIAMS ASTUDILLO

CATCHER/INFIELDER

H/W: 5-9/225

B/T: R/R

Opening Day Age: 28

Born: 10/14/1991 in Barcelona Anzoategui, VZ

Resides: Barcelona Anzoategui, VZ

Acquired: Signed as minor league free agent, 11/25/17

M.L. Service: 1 year, 61 days

Options Used: 1 of 3

Contract Status: Signed thru 2020

PERSONAL: Williams Jose Astudillo (pronounced ah-stew-DEE-oh)...Instagram: @williamsastudillo... originally signed by Philadelphia as minor league free agent December 15, 2008...nicknamed "Tortuga" by teammates, translating in Spanish to "Turtle"...gained national attention March 12, 2018 for a no-look pickoff at first base (as catcher) of Shane Robinson in spring training in Tampa (New York-AL).

CAREER HIGHLIGHTS: Twins are fourth organization (Arizona 2017, Atlanta 2016 and Philadelphia 2009-15)...enters 2020 with 301 career plate appearances and 11 strikeouts...is one of three players in the Live Ball Era (since 1920) to have at least 300 plate appearances and 11-or-less strikeouts, joining Bill Killefer, who struck out nine times in 356 PA between 1920-21 for Chicago-NL and Charlie Pick, who struck out 11 times in 427 PA for the Boston Braves...his career 25.7 AB/SO ratio is the best mark in Twins history (since 1961, min. 275 AB) and 11th best in Twins/Senators history (since 1901)...made major league debut June 30, 2018 at Chicago-NL...hit first career home run August 29, 2018 at Cleveland, a solo shot off Adam Plutko...was second in 2018 Venezuelan Winter League MVP voting...named 2016 Southern League Midseason All-Star with Double-A Mississippi in Atlanta organization...won 2015 Florida State League batting title in Philadelphia organization...named both 2014 South Atlantic League Midseason and Postseason All-Star for Single-A Lakewood (Philadelphia).

POSTSEASON CAREER: Left off Twins 2019 ALDS roster vs. New York-AL, but traveled with team.

2019:

- Made Twins Opening Day roster for first time in career.
- Hit .327 (16-for-49) with four doubles, two home runs, seven RBI, one walk and one strikeout in first 16 games through April 27.
- Struck out twice in a game (4 at-bats) June 7 at Detroit, entering the game with just four strikeouts in 103 at-bats on the season and six strikeouts in 210 plate appearances for career.
- Placed on 10-day Injured List with a left oblique strain June 27...played in 14 games on rehab assignment between Double-A Pensacola (5 games) and Triple-A Rochester (9 games) August 15-30 and reinstated September 1.
- Named Twins minor league Player of the Week June 16 with Triple-A Rochester, hitting .600 (15-for-25) with three home runs, nine RBI and a 1.553 OPS.
- Recorded first career four-hit game September 26 at Detroit with three singles and a home run.
- Drew just five walks on the season (204 plate appearances) and struck out just eight times...became the first player with 200+ plate appearances and 10-or-fewer strikeouts in a season since Hall of Famer Ozzie Smith in 1996 (261 PA, 9 K).
- Played in 21 games (17 starts) behind home plate...also first base (15 games, 11 starts), third base (13 games, 11 starts), rightfield (6 games, 3 starts), leftfield (3 games, 1 start) and second base (2 games, 1 start), and started two games as designated hitter.
- Finished 2019 with 301 career plate appearances and 11 career strikeouts...is one of three players in the Live Ball Era (since 1920) to have at least 300 plate appearances and 11-or-less strikeouts, joining Bill Killefer, who struck out nine times in 356 PA between 1920-21 for Chicago-NL and Charlie Pick, who struck out 11 times in 427 PA for the Boston Braves.
- Twins went 37-21 in games he played, including 29-17 in games he started.

2018: Was in Twins spring training, the first of his career, reassigned to minor league camp March 27 and began season with Triple-A Rochester... hit .289 (52-for-180) with 12 doubles, one triple, eight home runs and 26 RBI in first 50 games for Red Wings...had contract selected by Minnesota June 29...made major league debut June 30 at Chicago-NL, entering the game in leftfield...recorded first major league hit in same game, singling off Brian Duensing, and driving in first RBI...hit in each of first three career games, going 5-for-11 in that span with one triple and three RBI...made first career pitching appearance July 14 vs. Tampa Bay, allowing five runs on five hits in 1.0 inning pitched; allowed two home runs, no walks and no strikeouts...became the 12th different position player in club history to pitch and one of four on the season (Ryan LaMarre, Mitch Garver and Chris Gimenez)...optioned to Rochester July 21...played in 28 games for Rochester in August and was recalled for a final time August 24...hit first career home run August 29 at Cleveland, a solo shot off Adam Plutko...hit walk-off two-run homer September 9 vs. Kansas City off Jason Hammel, breaking a 1-1 tie with two outs in the bottom of the ninth...hit .388 (26-for-67) with four doubles, two home runs, 17 RBI and just one strikeout in 19 September games; led AL rookies in batting average, tied for second in RBI and sixth in hits, during the month...appeared in 16 games (14 starts) at catcher, six at third base (5 starts), two at second base (1 start), one game in leftfield, one game in centerfield and one game at pitcher...played for Caribes de Anzoategui in the Venezuelan Winter League, hitting .325 (76-for-234) with nine doubles, one triple, 10 home runs, 46 RBI, a .370 on-base percentage and just four strikeouts in 61 games...finished second in MVP voting with 166 points (22 first place votes, 15 second place votes and 11 third place votes), just 12 points behind former Twin Delmon Young who had 178 points (23 first place votes).

CAREER HIGHS

Hits: 4, 9/26/19 at DET

RBI: 4, 9/27/18 vs. DET

HR: 1, 7x, last 9/26/19 at DET

GS: --

SB: --

Hit-Strike: 6, 2x, last 4/21-5/13/19

WALK-OFF HITS/PA

9/9/18 vs. KC (HR)

MULTI-HR GAMES

None



2017: Signed minor league contract with Arizona in offseason...played in just 36 games for Triple-A Reno...had two separate stints on Injured List: July 4-13 with a left hamstring strain and August 5-end of season with a left hamate fracture...hit .393 (11-for-28) in eight August games and .365 (17-for-47) in 12 July games...hit .364 (36-for-99) against right-handed pitching and .238 (5-for-21) against left-handed pitching...played for Caribes de Anzoategui in Venezuelan Winter League, hitting .319 (65-for-204) with 11 doubles, six home runs and 37 RBI in 55 games.

2016: Signed minor league contract with Atlanta organization in offseason and spent season with Double-A Mississippi...named Southern League Midseason All-Star...hit .328 (21-for-64) against left-handed pitching and .252 (65-for-258) against right-handed pitching...played for Caribes de Anzoategui in Venezuelan Winter League.

2015: Spent entire season with Single-A Clearwater (Philadelphia)...hit over .300 for the fifth consecutive season as he posted a .314 (121-for-385) batting average...won Florida State League batting title...struck out just 10 times in 418 plate appearances...recorded same number of walks (10) as strikeouts (10)...played in 39 games at first base, 33 games at catcher, two games at third base and one game each in left field and right field...committed just six errors in 583 total chances.

2014: Spent entire season with Single-A Lakewood (Philadelphia)...named both South Atlantic League Midseason and Postseason All-Star...his .333 batting average ranked as the second-best in team history (Mike Spidale batted .345 in 2006)...struck out just 20 times in 465 plate appearances for an average of once every 23.25 plate appearances.

2013: Missed entire season with a left knee injury.

2012: Spent the full season with GCL Phillies and finished second in GCL in doubles (15)...named Phillies Minor League Player of the Week July 30 after hitting .381 with 10 RBI in six games.

2011: Spent third consecutive season with VSL Phillies, playing in 52 games, hitting .361 (70-for-194) with 11 stolen bases and a .424 on-base percentage...played 41 games at third base, five at shortstop, four at second base, three at catcher and one in leftfield.

2010: Spent second consecutive season with VSL Phillies, playing in 56 games, hitting .312 (58-for-186) with a .380 on-base percentage...played 39 games at third base, 13 at catcher and seven at second base.

2009: Began professional career with VSL Phillies, playing in 58 games, hitting .250 (47-for-188) with a .306 on-base percentage.

PROFESSIONAL: Originally signed by Philadelphia as minor league free agent December 15, 2008; signed by Norman Anciani.

ASTUDILLO'S PLAYING RECORD

YEAR	CLUB	AVG	G	AB	R	H	2B	3B	HR	RBI	SH	SF	HBP	BB	SO	SB	CS	OBP	OPS
2009	VSL Phillies	.250	58	188	20	47	5	2	1	21	0	4	9	8	10	7	2	.306	.620
2010	VSL Phillies	.312	56	186	24	58	14	1	0	24	6	4	10	13	4	9	1	.380	.778
2011	VSL Phillies	.361	52	194	31	70	8	3	1	25	3	1	7	15	2	11	5	.424	.872
2012	GCL Phillies	.318	45	148	15	47	15	0	0	21	0	2	2	1	5	2	0	.327	.746
2013		DID NOT PLAY - INJURED																	
2014	Lakewood	.333	117	436	41	145	30	1	4	61	0	4	6	19	20	2	3	.366	.799
2015	Clearwater	.314	107	385	32	121	18	0	3	49	4	6	13	10	10	1	1	.348	.732
2016	Mississippi	.267	89	322	24	86	9	0	4	30	1	5	9	5	11	1	1	.293	.625
2017	Reno	.342	36	120	22	41	14	0	4	22	1	1	2	4	5	0	1	.370	.928
2018	Rochester	.276	78	278	30	79	17	1	12	38	1	3	7	10	14	7	4	.314	.782
	MINNESOTA	.355	30	93	9	33	4	1	3	21	0	1	1	2	3	0	0	.371	.887
2019	Pensacola	.353	5	17	5	6	1	0	2	4	0	0	1	1	0	0	1	.421	1.186
	Rochester	.423	18	78	18	33	1	0	5	19	0	1	2	2	1	1	1	.446	1.074
	MINNESOTA	.268	58	190	28	51	9	0	4	21	0	4	5	5	8	0	0	.299	.678
	Minor League Totals	.311	661	2360	262	733	132	8	36	314	16	31	68	88	83	41	20	.349	.768
	Major League Totals	.297	88	283	37	84	13	1	7	42	0	5	6	7	11	0	0	.322	.746

ASTUDILLO'S CAREER FIELDING RECORD

POSITION	PCT	G	PO	A	E	TC	DP	PB
Catcher	.997	37	273	17	1	291	2	0
First Base	1.000	15	88	6	0	94	5	—
Second Base	1.000	4	3	8	0	11	3	—
Third Base	.895	19	12	22	4	38	1	—
Outfield	.909	9	9	1	1	11	0	—
Pitcher	1.000	1	1	0	0	1	0	—
Totals	.987	85	386	54	6	446	11	0

ASTUDILLO'S PITCHING RECORD

YEAR	CLUB	W-L	ERA	G	GS	CG	SH	SV	IP	H	R	ER	HR	HB	BB	SO	WP	K/9	BAA
2018	Minnesota	0-0	45.00	1	0	0	0	0	1.0	5	5	5	2	0	0	0	0	0.0	.625

ASTUDILLO'S PROFESSIONAL INJURED LIST HISTORY

DATES	INJURY	LEVEL
June 27-September 1, 2019	Left Oblique Strain	Minnesota
April 28-May 12, 2019	Left Hamstring Strain	Minnesota
August 5-September 29, 2017	Left Hamate Fracture	Triple-A Reno
July 4-13, 2017	Left Hamstring Strain	Triple-A Reno
May 2, 2012-September 18, 2013	Left ACL Injury	GCL Phillies



16 ALEX AVILA



CATCHER

H/W: 5-11/210 B/T: L/R
Opening Day Age: 33
Born: 1/29/1987 in Hialeah, FL
Resides: Fort Lauderdale, FL

Acquired: Signed as free agent, 12/10/19
M.L. Service: 10 years, 61 days
Options Used: 0 of 3
Contract Status: Signed thru 2020

PERSONAL: Alexander Thomas Avila (pronounced ah-VEE-lah)...Instagram: @reelalexavila...wife, Kristina, and daughters, Avery and Zoey...resides in Fort Lauderdale, FL during the offseason...is the son of Tigers Executive Vice President of Baseball Operations and General Manager Al Avila...attended Archbishop McCarthy High School in Florida...hit .271 (55-for-203) with 41 runs scored, 14 doubles, five home runs and 42 RBI in 60 games as a freshman at the University of Alabama in 2006...earned Second-Team All-Southeastern Conference honors as a sophomore at the University of Alabama in 2007, hitting .296 (66-for-223) with 38 runs scored, 15 doubles, 14 home runs and 61 RBI in 57 games...named a First-Team All-Southeastern Conference selection as a junior at the University of Alabama in 2008, hit .343 (82-for-239) with 57 runs scored, 12 doubles, 17 home runs and 62 RBI in 61 games...is the godson of Hall of Fame manager Tommy Lasorda...Lasorda sent one of his other godsons, Mike Piazza, to the Dodgers' academy in the Dominican Republic, run by Avila's grandfather, Ralph, to teach him how to be a catcher, same academy which produced Pedro and Ramón Martínez and Raúl Mondesí.

CAREER HIGHLIGHTS: Twins are fifth organization: Detroit (2009-15, '17), Chicago-AL (2016), Chicago-NL (2017) and Arizona (2018-19)...entered season eighth among active catchers since 2010 with 158 catcher caught stealings...named an AL All-Star in 2011 with Detroit...earned AL Silver Slugger Award in 2011...recipient of MLBPAA Tigers Heart and Hustle Award in 2011...made major league debut with Detroit in 2009 in just his second professional season...caught Justin Verlander's no-hitter May 7, 2011 at Toronto.

POSTSEASON CAREER: Has played in 35 career Postseason games with Detroit and Arizona (1 game); appeared in 17 ALDS games, 16 LCS games and two World Series games, hitting .154 (17-for-111) with three home runs, seven RBI and 11 walks...**2017:** Appeared in one game for Arizona in NLCS vs. Chicago-NL, going 1-for-1...**2014:** Started at catcher for all three games of ALDS for Detroit, going 2-for-9 with a double in the three-game sweep against Baltimore...**2013:** Started at catcher for all 11 of Detroit's games, five games against Oakland in ALDS and six games against Boston in ALCS...went 5-for-31 (.161) with one home run and eight walks over the Postseason, including a .350 OBP...**2012:** Played in nine Postseason games with Detroit, four vs. Oakland in ALDS, three in LCS vs. New York-AL and two games against San Francisco in World Series...went 6-for-29 (.207) over the nine games...**2011:** Played in 11 games with Detroit, five against New York-AL and six against Texas in LCS, going 3-for-41...Postseason debut on September 30 at Yankee Stadium.

2019:

- Spent second season with Arizona.
- Was on the Injured List twice: April 7-May 11 (strained left quadriceps) and June 14-28 (strained left calf).
- Reached base safely in first 20 starts of the season through July 5, the fifth-longest streak in team history to open a season, behind Orlando Hudson in 2007 (33), Luis Gonzalez in 1999 (33), Scott Hairston in 2004 (26) and Eric Byrnes in 2006 (22).
- Stole his first base since May 22, 2012 on May 28 at Colorado, a stretch of 616 games in between steals, which had been the fourth-longest streak among active players since 2012, behind Wilson Ramos (778 games), Kurt Suzuki (630) and Tyler Flowers (617).
- Hit his 100th home run on July 21 vs. Milwaukee, a two-run shot off Brandon Woodruff.
- Made two pitching appearances: August 11 at Los Angeles-NL and August 17 vs. San Francisco... in second outing, became the fourth D-backs position player (fifth time) to record a strikeout, and the first since Daniel Descalso on July 11, 2018 at Colorado.
- His .363 OBP ranked fourth among catchers, behind Yasmani Grandal (.383), Omar Narváez (.373) and Mitch Garver (.373) (min. 100 PA).
- Caught 52.4 percent (11-for-21) of attempted base stealers, the highest rate among Major League catchers (min. 400.0 innings)...it was also the best rate by a catcher in team history, ahead of Chris Snyder in 2007 (44.7) and Jeff Mathis in 2017 (42.4).
- Ranked by Baseball Prospectus as baseball's Second Best Throwing Catcher, behind J.T. Realmuto.
- Signed a one-year contract with Minnesota December 10.

2018: Played in 80 games in first season with Arizona...30.0 caught stealing pct. was his second best since 2011, trailing only his 32.3 pct. in 2015, and finished fifth in the NL (min. 50 games)...went 3-for-4 with a home run and two RBI on April 24 at Philadelphia; allowed Hunter Gillett, a D-backs fan in town to see doctors for surgery for his hip dysplasia, to pick out his bat before the game; Avila gifted his bat to Hunter after the

CAREER HIGHS

Hits: 4, 3x, last 6/23/16 at BOS
RBI: 5, 4/6/11 at BAL
HR: 2, 5x, last 6/10/16 vs. KC
GS: 1, 7/30/13 vs. WAS
SB: 1, 8x, last 5/28/19 at COL
Hit-Strike: 12, 8/15-28/11

WALK-OFF HITS/PA

9/14/09 vs. TOR (FC)
9/27/12 vs. KC (GO)
4/8/12 vs. BOS (HR)
8/23/12 vs. TOR (1B)
8/28/14 vs. NYY (1B)
8/20/17 vs. TOR (1B)

MULTI-HR GAMES

5/5/10 at MIN
5/2/11 vs. NYY
5/24/11 vs. TB
9/15/13 vs. KC
6/10/16 vs. KC



MLB CATCHING LEADERS

CAUGHT STEALING % IN 2019

1. Alex Avila, ARI	52.4
2. J.T. Realmuto, PHI	46.7
3. Matt Wieters, STL	42.1
4. Roberto Pérez, CLE	40.8
5. Jacob Stallings, PIT	40.0

game...placed on 10-day Injured List from June 27-July 7 with strained right hamstring...reached base a career-high-tying five times July 7 vs. Padres, going 3-for-3 with a walk and hit-by-pitch...made first career pitching appearance (0 ER in 2.0 IP) in his 900th career game July 11 at Colorado.

MLB BATTING LEADERS

OBP FOR CATCHERS IN 2019 (MIN 200 PA)

1. Yasmani Grandal, MIL383
2. Omar Narvaez, SEA373
3. Mitch Garver, MIN373
4. Alex Avila, ARI363
5. Willson Contreras, CHC355

2017: Began season with Detroit before being traded to Chicago-NL at the trade deadline along with left-handed pitcher Justin Wilson, in exchange for infielders Jeimer Candelario and Issac Pareses and a PTNBL or cash considerations...combined to hit .264/.387/.447 with 13 doubles, 14 home runs, 49 RBI and 62 walks in 112 games with the Tigers and Cubs...his .834 OPS ranked ninth-highest among all catchers with at least 70 games played...collected a walk-off two-RBI single, August 20 vs. Toronto...recorded a game-winning RBI triple with two outs in the top of the ninth inning, September 6 at Pittsburgh, giving the Cubs a 1-0 victory.

2016: Limited to 57 games with Chicago-AL due to two separate stints on the Injured List...sidelined from April 24-May 9 with a right hamstring strain...went on rehab assignment with Triple-A Charlotte on May 6, appearing in three games...hit a pair of home runs off Ian Kennedy on June 10 vs. Kansas City for his fifth career multi-homer game...sidelined from July 6-August 26 with a right hamstring strain...went on rehab assignment with Triple-A Charlotte on July 18, playing in two games before having his injury rehab assignment recalled and remaining on the Injured List...began another rehab assignment with Triple-A Charlotte on August 22 and appeared in four games.

2015: Finished sixth full season with the Tigers...hit his first career Opening Day home run on April 6 vs. Minnesota, a two-run second inning home run off Phil Hughes...sidelined from May 9-July 3 with a loose body in his left knee...began an injury rehab assignment with Triple-A Toledo on June 26, playing in six games with the Mud Hens...made his first career start at first base on July 4 vs. Toronto...recorded the 500th hit of his major league career on September 19 vs. Kansas City.

2014: Completed fifth season as the Tigers starting catcher, appearing in 124 games with the club...finished second in the AL with 26 catcher caught stealings...hit 100th double of career on July 23 at Arizona...made first career appearance at first base on August 22 at Minnesota...connected for a walk-off RBI single in the ninth inning on August 28 vs. New York-AL, marking the third walk-off hit of his career.

2013: Completed fourth full season with the Tigers...sidelined June 17-July 2 with a left forearm contusion...assigned to Triple-A Toledo for an injury rehabilitation assignment on June 23, playing in eight games...hit first career grand slam on July 30 vs. Washington off Stephen Strasburg...sidelined August 11-24, assigned to Toledo for an injury rehabilitation assignment on August 22, playing in four games with the Mud Hens...ranked third in the AL with a .343 average and a .430 on-base percentage in September.

2012: Ranked third among all AL catchers by throwing out 26.2 percent of baserunners attempting to steal (28-for-107)...hit first career walk-off home run on April 8 vs. Boston, a two-run shot off Mark Melancon in the 11th inning...sidelined June 6-21 with a right hamstring strain; assigned to Triple-A Toledo for an injury rehabilitation assignment on June 18, playing three games with Toledo and going 3-for-7 (.429) with an RBI.

2011: Established career bests in nearly every offensive category as he earned his first Silver Slugger Award...caught Justin Verlander's no-hitter May 7 at Toronto...was fifth in the AL with a .389 on-base percentage...led all AL catchers with a .292 batting average, 130 hits, 32 doubles, 77 RBI and a .503 slugging percentage while catching, while he tied for fourth with 18 home runs...selected as the AL's starting catcher for the MLB All-Star Game held in Phoenix, his first career All-Star selection...named to *The Sporting News'* AL All-Star squad following the season...topped all AL catchers with 1,018 total chances and 940 putouts, while he finished second with a .995 fielding percentage and 73 assists...tapped the third-best defensive catcher in the AL by *Baseball America*...named Tigers Player of the Month for August after hitting .360 (32-for-89) with seven doubles, a triple, seven home runs and 18 RBI in 26 games.

2010: Threw out 31.7 percent of runners attempting to steal (20-for-63), second among AL catchers...had first career two-homer game May 5 at Minnesota...hit two-run home run in the ninth inning on August 14 at Chicago to lead the Tigers to a 3-2 win over the White Sox; according to the Elias Sports Bureau, he was the first Tigers rookie catcher with a game-winning home run in the ninth inning-or-later since Lance Parrish belted a walk-off home run in the 16th inning off Seattle's Shane Rawley on May 16, 1978.

2009: Spent the first four months of season with Double-A Erie before having his contract purchased by the Tigers August 5...selected to Eastern League's Midseason All-Star squad...made his major league debut with the Tigers on August 6 vs. Baltimore; doubled and drove in a run in the third inning off David Hernandez for his first major league hit and RBI...slugged first major league home run on August 7 vs. Minnesota, a two-run shot in the first inning off Anthony Swarzak...named the sixth-best prospect and best defensive catcher in the Tigers organization following the season by *Baseball America*.

2008: Played in all three of West Michigan's games during the Midwest League playoffs, hitting .182 (2-for-11) with three RBI...named the 20th-best prospect in the Tigers organization following the season by *Baseball America*.

PROFESSIONAL: Originally selected by Detroit in 34th round of 2005 First-Year Player Draft but did not sign, electing to attend University of Alabama...later selected by Detroit again in fifth round of 2008 First-Year Player Draft; signed by scout Jim Rough...signed by Chicago-AL as free agent November 25, 2015...signed by Detroit again December 23, 2016 then traded to Chicago-NL at following season's trade deadline along with left-handed pitcher Justin Wilson, in exchange for infielders Jeimer Candelario and Isaac Pareses...signed two-year contract with Arizona January 31, 2018...signed one-year contract with Minnesota December 10, 2019.

MLB BATTING LEADERS

WALKS AMONG CATCHERS SINCE 2010

1. Russell Martin	478
2. Alex Avila	447
3. Chris Iannetta	414
4. Brian McCann	413
5. Yasmani Grandal	403

AVILA'S CAREER FIELDING RECORD

POSITION	PCT	G	PO	A	E	TC	DP	PB
Catcher	.995	880	6270	392	34	6696	55	55
First Base	.995	46	207	12	1	220	24	—
Third Base	.500	1	0	1	1	2	0	—
Totals	.995	927	6477	405	36	6918	79	55

AVILA'S PLAYING RECORD

YEAR	CLUB	AVG	G	AB	R	H	2B	3B	HR	RBI	SH	SF	HBP	BB	SO	SB	CS	OBP	OPS
2008	West Michigan	.305	58	213	21	65	14	0	1	22	1	2	1	27	41	0	1	.383	.768
2009	Erie	.264	93	329	52	87	23	1	12	55	3	2	1	52	77	2	1	.365	.814
	DETROIT	.279	29	61	9	17	4	0	5	14	0	1	0	10	18	0	0	.375	.965
2010	DETROIT	.228	104	294	28	67	12	0	7	31	1	0	2	36	71	2	2	.316	.656
2011	DETROIT	.295	141	464	63	137	33	4	19	82	3	8	3	73	131	3	1	.389	.895
2012	Toledo	.429	3	7	0	3	0	0	0	1	0	0	0	1	3	0	0	.500	.929
	DETROIT	.243	116	367	42	89	21	2	9	48	2	2	2	61	104	2	0	.352	.736
2013	Toledo	.250	12	44	5	11	3	0	1	5	0	0	0	7	12	0	0	.353	.739
	DETROIT	.227	102	330	39	75	14	1	11	47	1	3	1	44	112	0	0	.317	.693
2014	DETROIT	.218	124	390	44	85	22	0	11	47	1	2	3	61	151	0	3	.327	.686
2015	Toledo	.300	6	20	2	6	0	0	1	5	0	2	0	0	8	0	0	.273	.723
	DETROIT	.191	67	178	21	34	5	0	4	13	1	0	0	40	66	0	1	.339	.626
2016	Charlotte	.333	9	24	4	8	1	0	1	3	0	0	0	6	7	0	0	.467	.967
	CHICAGO-AL	.213	57	169	19	36	6	0	7	11	0	1	1	38	78	0	0	.359	.732
2017	DETROIT	.274	77	219	30	60	11	0	11	32	0	1	1	43	80	0	1	.394	.869
	CHICAGO-NL	.239	35	92	11	22	2	1	3	17	1	0	0	19	40	0	0	.369	.750
2018	ARIZONA	.165	80	194	13	32	6	0	7	20	0	2	1	37	90	0	0	.299	.603
2019	ARIZONA	.207	63	164	22	34	8	0	9	24	0	0	1	36	68	1	0	.353	.774
	Minor League Totals	.283	181	637	84	180	41	1	16	91	4	6	2	93	148	2	2	.373	.798
	American League Totals	.243	817	2472	295	600	129	7	84	325	18	9	13	406	811	7	8	.350	.752
	National League Totals	.196	178	450	46	88	16	1	19	61	2	1	2	92	198	1	0	.333	.696
	Major League Totals	.235	995	2922	341	688	144	8	103	386	20	10	15	498	1009	8	8	.348	.744

AVILA'S DIVISION SERIES RECORD

YEAR	OPPONENT	AVG	G	AB	R	H	2B	3B	HR	RBI	SH	SF	HBP	BB	SO	SB	CS	OBP	OPS
2011	New York-AL	.063	5	16	0	1	0	0	0	1	1	0	0	2	7	0	0	.167	.229
2012	Oakland	.250	4	12	2	3	1	0	1	1	0	0	0	0	6	0	0	.250	.833
2013	Oakland	.133	5	15	1	2	0	0	0	1	0	0	0	4	5	0	0	.316	.449
2014	Baltimore	.222	3	9	0	2	1	0	0	0	0	0	0	0	4	0	0	.222	.556
	Division Series Totals	.154	17	52	3	8	2	0	1	3	1	0	0	6	22	0	0	.241	.491

AVILA'S LEAGUE CHAMPIONSHIP SERIES RECORD

YEAR	OPPONENT	AVG	G	AB	R	H	2B	3B	HR	RBI	SH	SF	HBP	BB	SO	SB	CS	OBP	OPS
2011	Texas	.080	6	25	1	2	0	0	1	1	0	0	0	0	9	0	0	.080	.280
2012	New York-AL	.200	3	10	0	2	0	0	0	0	0	0	0	4	0	0	0	.200	.400
2013	Boston	.188	6	16	2	3	0	0	1	3	0	0	1	4	6	0	0	.381	.756
2017	Los Angeles-NL	1.000	1	1	0	1	0	0	0	0	0	0	0	0	0	0	0	1.000	2.000
	League Championship Totals	.154	16	52	3	8	0	0	2	4	0	0	1	4	6	0	0	.228	.497

AVILA'S WORLD SERIES RECORD

YEAR	OPPONENT	AVG	G	AB	R	H	2B	3B	HR	RBI	SH	SF	HBP	BB	SO	SB	CS	OBP	OPS
2012	San Francisco	.143	2	7	0	1	0	0	0	0	0	0	0	1	2	0	0	.250	.393

AVILA'S ALL-STAR GAME RECORD

YEAR	HOST	AVG	G	AB	R	H	2B	3B	HR	RBI	SH	SF	HBP	BB	SO	SB	CS	OBP	OPS
2011	Arizona	.000	1	2	0	0	0	0	0	0	0	0	0	0	0	0	0	.000	.000

AVILA'S PITCHING RECORD

YEAR	CLUB	W-L	ERA	G	GS	CG	SH	SV	IP	H	R	ER	HR	HB	BB	SO	WP	K/9	BAA
2018	Arizona	0-0	0.00	1	0	0	0	0	2.0	1	0	0	0	0	0	0	0	0.0	.143
2019	Arizona	0-0	4.50	2	0	0	0	0	2.0	2	1	1	0	0	1	1	0	4.5	.286
	Totals	0-0	2.25	3	0	0	0	0	4.0	3	1	1	0	0	1	1	0	2.3	.214

AVILA'S PROFESSIONAL INJURED LIST HISTORY

DATES	INJURY	LEVEL
June 14-28, 2019	Left Calf Strain	Arizona
April 7-May 11, 2019	Left Quad Strain	Arizona
June 24-July 7, 2018	Right Hamstring Strain	Arizona
July 6-August 26, 2016	Right Hamstring Strain	Chicago-AL
April 24-May 9, 2016	Right Hamstring Strain	Chicago-AL
May 8-July 3, 2015	Loose Bodies in Left Knee	Detroit
August 11-27, 2013	Concussion-like Symptoms	Detroit
June 17-July 2, 2013	Deep Forearm Contusion	Detroit
June 6-21, 2012	Right Hamstring Strain	Detroit



15 HOMER BAILEY



RIGHT-HANDED PITCHER

H/W: 6-4/223 B/T: R/R
Opening Day Age: 33
Born: 5/3/1986 in La Grange, TX
Resides: La Grange, TX

Acquired: Signed as free agent, 12/31/19
M.L. Service: 11 years, 17 days
Options Used: 3 of 3
Contract Status: Signed thru 2020

PERSONAL: David Dewitt Bailey...called "Homer" after his great-grandfather...resides in La Grange, Texas during the offseason...graduated from La Grange (Texas) High School in 2004...went 41-4 with a 0.98 ERA with 536 strikeouts in 298.0 innings in his prep career...led school to Texas state championships in 2001 and 2004, being named National High School Player of the Year by *USA Today*, *Baseball America*, Louisville Slugger and the National High School Coaches' Association.

CAREER HIGHLIGHTS: Twins are fourth organization: Cincinnati (2007-18), Kansas City (2019) and Oakland (2019)...one of 30 pitchers in Major League history with multiple no-hitters, including five currently active (Jake Arrieta - 2, Mike Fiers - 2, Max Scherzer - 2, Justin Verlander - 2)...in 2013, pitched his second career no-hitter on July 2 vs. San Francisco in a 3-0 triumph...allowed just one walk and recorded nine strikeouts, becoming one of three Major League hurlers to fire no-hitters in 2013 (Tim Lincecum, Henderson Alvarez); earned co-Player of the Week honors in the National League following his no-hitter, sharing the honor with Atlanta's Brian McCann...in 2012, tossed his first no-hitter on Sept. 28 at Pittsburgh in a 1-0 win...allowed one walk with 10 strikeouts...one of six individual pitchers to record a no-hitter in the Majors in 2012...on May 3, 2012 vs. the Cubs, participated in the first game in MLB history in which both starting pitchers celebrated birthdays, starting opposite Chicago's Ryan Dempster (26-years-old)...first major league win came June 8, 2007 vs. Cleveland in his MLB debut...2006 Futures Game participant (US)...2006 "Chief Bender" Award winner (Reds minor league Player of Year).

POSTSEASON CAREER: 2012: Owns a 1.00 ERA (9.0 IP, 1 ER) with 12 strikeouts in two career playoff appearances (1 start)...set a Reds' Postseason record with 10 strikeouts in Game 3 of the NLDS vs. San Francisco...allowed one run on one hit over 7.0 innings, but took a no-decision in Cincinnati's 2-1 loss in 10 innings; also tied the club record by fanning six consecutive hitters, matching Hod Eller (Game 5, 1919 World Series)...became the fourth pitcher in Major League Postseason history to allow one hit-or-fewer and record 10 strikeouts-or-more in at least 7.0 innings, joining Baltimore's Mike Mussina (1997 ALCS vs. Cleveland) and Yankees' pitchers Orlando Hernandez (1999 World Series vs. Atlanta) and Roger Clemens (2000 ALCS vs. Seattle)...**2010:** Worked 2.0 scoreless innings vs. Philadelphia in Game 3 of the NLDS...retired six of the eight hitters he faced in the sixth and seventh innings, making first and only Major League appearance out of the bullpen.

2019:

- Began season with Kansas City after signing a minor league contract with an invite to spring training...had contract selected by Royals April 3.
- Acquired by Oakland via trade on July 14, in exchange for infielder Kevin Merrell...at time of trade was leading Royals in wins (7).
- Led the A's in wins following the trade with six and matched the most by an Athletic acquired in an in-season trade over the last 20 years (Jon Lester, 2014).
- Tied career high in wins (13 - 2012) while his 31 starts, 163.1 innings pitched and 149 strikeouts were third best and his most since 2013.
- Allowed 21 home runs in 163.1 innings for an average of 1.05 home runs-per-9.0 innings, marking the seventh lowest in the AL.
- Had 10th lowest opponents slugging percentage (.403) in the AL.
- Received an average of 6.45 runs of support-per-start, marking a career-high and fifth highest in the AL.
- Allowed two grand slams, which tied for the most in baseball.
- Averaged 91.5 pitches-per-game, which was seventh lowest in the AL, but 17.4 pitches-per-inning, which was second highest.
- Signed one-year contract with Minnesota December 31, 2019, same day the Twins signed Rich Hill to a one-year deal.

2018: Made Opening Day start for Cincinnati, the first of his career, suffering a 2-0 loss to Washington on March 30, despite allowing just one run on four hits over 6.0 innings...was on the Reds' Opening Day roster for the first time since 2014...recorded 20 starts, his highest total since 2014, while he tied for second in the NL with 14 losses...received the lowest run support (2.54 runs/9.0) in the Majors among pitchers who worked at least 100.0 innings...missed nearly seven weeks with right knee inflammation, going on the Injured List June 2; reinstated on July 23...did not pitch after Sept. 5...his nine-game losing streak (May 18-Sept. 5) was the longest in the Majors during the 2018 season...collected his lone win of the season on May 12 at Dodger Stadium, 5-3...recorded Cincinnati's only complete game of the season and the seventh of his career on July 31 in a 2-1 setback at Detroit...collected his 1,000th career strikeout in his final start of the year, Sept. 5 at Pittsburgh, fanning Jameson Taillon in the fourth inning...his 1,001 career K's with Cincinnati rank 12th on the club's all-time list...acquired by the Los Angeles Dodgers with INF Jeter Downs in exchange for INF/C Kyle Farmer, OF Matt Kemp, OF Yasiel Puig and cash considerations...released by the Dodgers later that day...at the time of the trade, he was the third-longest tenured pitcher in the Majors with his current team (debuted in June 2007), trailing only Seattle's Felix Hernández (August 2005) and St. Louis' Adam Wainwright (September 2005)...signed by the Royals as a minor league free agent on Feb. 9, 2019.

CAREER HIGHS

IP: 9.0, 6x, last 6/29/14 at SF
Walks: 7, 6/27/09 at CLE
SO: 12, 7/21/13 vs. PIT
CG: 7x, last 7/31/18 at DET
Low-Hit CG: 0, 2x, last 7/2/13 vs. SF
Win-Streak: 6, 7/31-9/14/13



2017: Began the season on the 60-day Injured List (bone spurs, right elbow); made his season debut on June 24 in an 18-3 loss at Washington... posted a 2-3 record and a 3.58 ERA (15 ER in 37.2 IP) over his last seven starts of the season (beginning Aug. 22)... finished the year with a 6-0 victory at Milwaukee, tossing 7.0 scoreless innings, marking his first start with 7.0 or more innings since Aug. 7, 2014 vs. Cleveland... on July 26, did not record a strikeout in 6.0 innings at Yankee Stadium, marking his second career start with 6.0+ innings and no K's.

2016: Opened the year on the 60-day Injured List (recovery from Tommy John surgery) and made six Major League starts between July 31-Aug. 28... in his season debut at San Diego, retired 15 consecutive batters, pitching into the sixth inning... missed his Sept. 3 start vs. St. Louis due to right biceps tendinitis and didn't pitch the rest of the year.

2015: Made just one minor league rehab start and two Major League starts due to right elbow injuries, which led to Tommy John surgery on May 8, repairing a torn ulnar collateral ligament... opened the year on the Injured List and made his season debut on April 18 vs. St. Louis, suffering a 5-2 loss... also took a no-decision in a 4-2 Reds defeat at Milwaukee on April 23, before returning to the Injured List.

2014: Limited to 23 starts due to a right forearm injury, making his last start of the season on Aug. 7 vs. Cleveland... had season-ending surgery to repair the torn flexor in his right forearm on Sept. 5... 14 of his 23 starts were quality starts, which included pitching 7.0 innings-or-more nine times... finished the year with an 11.0-inning scoreless streak... over his final seven outings (June 29-Aug. 7), went 2-1 with a 1.62 ERA (9 ER in 50.0 IP), holding the opposition to a .168 average (28-for-167)... recorded his sixth complete game and fourth shutout on June 29 at San Francisco in a 4-0 triumph... allowed just three hits with a walk and seven strikeouts... did not allow a hit until Buster Posey singled with two outs in the seventh... on Feb. 20, agreed to a six-year contract extension with the Reds.

2013: Ranked tied for seventh in the National League in strikeouts (199) and eighth in innings (209.0), establishing career highs in both categories... pitched his second career no-hitter on July 2 vs. San Francisco in a 3-0 triumph; allowed just one walk and recorded nine strikeouts, becoming one of three Major League hurlers to fire no-hitters in 2013 (Tim Lincecum, Henderson Alvarez)... earned co-Player of the Week honors in the National League following his no-hitter, sharing the honor with Atlanta's Brian McCann... through his first 29 starts, produced a 4.52 strikeout-to-walk-ratio (190 K, 42 BB), which would have been the best in franchise history... however, he issued four walks in each of his last three starts to finish at 3.69... recorded a career-best six-game winning streak over a nine-start stretch between July 31-Sept. 14, posting a 2.60 ERA (18 ER in 62.1 IP)... the streak tied the longest by a Reds pitcher in 2013 (Mat Latos)... in consecutive starts, Aug. 30 at St. Louis and Sept. 3 vs. St. Louis, worked at least 7.0 scoreless innings and recorded at least seven strikeouts, becoming the first Cincinnati pitcher to do this since Jim Maloney did it in three-straight outings in 1968.

2012: Tied for the National League lead in starts (33) and ranked 12th in innings (208.0) and quality starts (21)... also topped the NL in road ERA (2.32)... part of the staff in which five pitchers started 161 of the club's 162 games (with Bronson Arroyo, Johnny Cueto, Mat Latos and Mike Leake)... the Reds became the eighth team in MLB history to produce five pitchers with 30 starts each and first since the Chicago White Sox in 2006... finished the season with a career-best 13.0 consecutive scoreless innings... went 3-1 with a 1.85 ERA (10 ER in 48.2 IP) over his final seven starts (Sept. 1-Oct. 3), issuing nine walks and collecting 48 strikeouts in that span (5.33 K/BB ratio)... tossed his first no-hitter on Sept. 28 at Pittsburgh in a 1-0 win; allowed one walk with 10 strikeouts... one of six individual hurlers to record a no-hitter in the Majors in 2012... on May 3 vs. the Cubs, participated in the first game in MLB history in which both starting pitchers celebrated birthdays, starting opposite Chicago's Ryan Dempster.

2011: Had two stints on the Injured List due to right shoulder injuries... began season on 15-day IL (right shoulder impingement), before returning on May 4... went 3-1 with a 3.00 ERA (10 ER in 30.0 IP) in five starts before returning to the IL (sprained right shoulder) on May 28... produced a pair of multi-hit games, which included collecting a career-high three hits (all singles) on Sept. 20 vs. Houston... hit .282 (11-for-39) overall, which tied for second among Reds pitchers in hits behind only Dontrelle Willis (12).

2010: Spent nearly three months on the Injured List (inflammation in right shoulder), being limited to 19 starts for the year... placed on the IL on May 24 and was reinstated on Aug. 14... after coming off the IL, went 4-1 with a 3.55 ERA (23 ER in 58.1 IP) over his final 10 starts of the year... pitched his first career complete game in a 4-0 triumph at Pittsburgh on May 12; allowed four hits with no walks and six strikeouts, facing just 29 hitters in the game... it was the second-straight shutout by a Reds pitcher as the night before Johnny Cueto tossed a one-hitter at Pittsburgh, becoming the first Cincinnati duo to do this since 1925.

2009: Split the season between Cincinnati and Louisville (AAA), making 20 starts for the Reds... named National League Player of the Week on Oct. 5, after allowing one earned run in 13.0 innings, posting victories over St. Louis (7-2) on Sept. 29 and Pittsburgh (6-0) on Oct. 4... in his last nine starts, went 6-1 with a 1.70 ERA (11 ER in 58.1 IP)... opened the year with Louisville, recording two complete games and one shutout... named International League Pitcher of the Week twice.

2008: Entered the year as the second-best prospect in the Reds' organization according to *Baseball America* and the ninth-best prospect in baseball... made eight Major League starts over two stints with Cincinnati (June 5-17, July 13-Aug. 9).

2007: Rated as the top prospect in the Reds' organization for the third-straight year by *Baseball America*... made nine starts with Cincinnati, including his big league debut on June 8 vs. Cleveland, earning a 4-3 victory; allowed two runs on five hits over 5.0 innings, becoming the first Reds starter to win his debut since Larry Luebbers on July 3, 1993 vs. Pittsburgh (5-3)... recorded first career hit - a single off Mike Maroth - on July 1 vs. St. Louis... also collected first RBI on Sept. 25 vs. Houston, a two-run double off Felipe Paulino.

2006: Received the Sheldon "Chief" Bender Award as Cincinnati's Minor League Player of the Year... entered the year as the organization's top prospect according to *Baseball America* and was also named a Minor League and Class AA All-Star by the publication... earned the win for the US Team (8-5) in the All-Star Futures Game in Pittsburgh.

2005: Entered the year as the top prospect in the Reds' organization according to *Baseball America* and was named the second-best prospect in the Midwest League following the season.

PROFESSIONAL: Originally selected by Cincinnati in the first round (7th overall) in the 2004 First-Year Player Draft; signed by scout Mike Powers... acquired by Los Angeles-NL on December 21, 2018 along with infielder Jeter Downs and right-handed pitcher Josiah Gray, in exchange for left-handed pitcher Alex Wood, outfielder Matt Kemp, outfielder Yasiel Puig, catcher Kyle Farmer and cash considerations... signed a minor league contract with a spring training invite with Kansas City February 9, 2019... traded from the Royals to Oakland on July 14, 2019, in exchange for infielder Kevin Merrell... signed one-year contract with Twins December 31, 2019.

BAILEY'S CAREER FIELDING RECORD

POSITION	PCT	G	PO	A	E	TC	DP	PB
Pitcher	.961	243	126	146	11	283	6	—

BAILEY'S PITCHING RECORD

YEAR	CLUB	W-L	ERA	G	GS	CG	SH	SV	IP	H	R	ER	HR	HB	BB	SO	WP	K/9	BAA
2004	GCL Reds	0-1	4.38	6	3	0	0	0	12.1	14	7	6	0	0	3	9	1	6.6	.275
2005	Dayton	8-4	4.43	28	21	0	0	0	103.2	89	64	51	5	3	62	125	11	10.9	.232
2006	Sarasota	3-5	3.31	13	13	0	0	0	70.2	49	35	26	6	5	22	79	2	10.1	.189
	Chattanooga	7-1	1.59	13	13	0	0	0	68.0	50	13	12	1	2	28	77	5	10.2	.208
2007	Sarasota	0-1	10.13	2	2	0	0	0	8.0	15	9	9	2	0	5	7	0	7.9	.385
	Louisville	6-3	3.07	12	12	0	0	0	67.1	49	29	23	4	0	32	59	4	7.9	.204
	CINCINNATI	4-2	5.76	9	9	0	0	0	45.1	43	32	29	3	3	28	28	1	5.6	.257
2008	Louisville	4-7	4.77	19	19	0	0	0	111.1	118	62	59	10	3	46	96	7	7.8	.281
	CINCINNATI	0-6	7.93	8	8	0	0	0	36.1	59	36	32	8	0	17	18	4	4.5	.378
2009	Louisville	8-5	2.71	14	14	2	1	0	89.2	87	33	27	10	4	27	82	1	8.2	.253
	CINCINNATI	8-5	4.53	20	20	0	0	0	113.1	115	61	57	12	3	52	86	6	8.8	.266
2010	Dayton	0-1	6.75	1	1	0	0	0	4.0	4	3	3	0	0	1	5	0	11.3	.250
	Louisville	2-0	2.37	4	3	0	0	0	19.0	15	5	5	0	1	5	15	1	7.1	.221
	CINCINNATI	4-3	4.46	19	19	1	1	0	109.0	109	55	54	11	3	40	100	3	8.3	.260
2011	Louisville	2-1	3.00	6	6	0	0	0	30.0	34	10	10	1	0	6	22	0	6.6	.279
	CINCINNATI	9-7	4.43	22	22	0	0	0	132.0	136	68	65	18	5	33	106	4	7.2	.264
2012	CINCINNATI	13-10	3.68	33	33	2	1	0	208.0	206	97	85	26	8	52	168	3	7.3	.256
2013	CINCINNATI	11-12	3.49	32	32	2	1	0	209.0	181	85	81	20	10	54	199	5	8.6	.234
2014	CINCINNATI	9-5	3.71	23	23	1	1	0	145.2	134	60	60	16	7	45	124	5	7.7	.247
2015	Louisville	0-1	4.76	1	1	0	0	0	5.2	5	4	3	0	1	2	3	1	4.8	.250
	CINCINNATI	0-1	5.56	2	2	0	0	0	11.1	16	7	7	3	0	4	3	0	2.4	.340
2016	Pensacola	0-1	2.25	1	1	0	0	0	4.0	6	5	1	0	1	2	3	0	6.8	.300
	Louisville	1-2	5.63	7	7	0	0	0	24.0	31	17	15	7	1	9	19	1	7.1	.304
	CINCINNATI	2-3	6.65	6	6	0	0	0	23.0	35	19	17	2	2	7	27	1	10.6	.350
2017	Dayton	1-0	0.00	1	1	0	0	0	6.0	1	0	0	0	1	0	6	0	9.0	.053
	Pensacola	1-0	0.00	1	1	0	0	0	5.0	3	0	0	0	0	1	5	1	9.0	.200
	Louisville	1-0	3.18	1	1	0	0	0	5.2	7	2	2	1	0	2	6	0	9.5	.304
	CINCINNATI	6-9	6.43	18	18	0	0	0	91.0	112	67	65	11	8	42	67	4	6.6	.309
2018	Louisville	2-2	4.78	7	6	0	0	0	37.2	41	20	20	4	1	10	28	1	6.7	.273
	CINCINNATI	1-14	6.09	20	20	1	0	0	106.1	141	82	72	23	2	33	75	2	6.3	.313
2019	KANSAS CITY	7-6	4.80	18	18	0	0	0	90.8	89	49	48	12	2	38	81	2	8.1	.258
	OKLAND	6-3	4.30	13	13	0	0	0	73.1	73	35	35	9	2	15	68	2	8.3	.256
Minor League Totals		46-35	3.64	137	125	2	1	0	672.0	618	318	272	51	23	263	646	36	8.7	.244
Major League Totals		80-86	4.57	243	243	7	4	0	1393.2	1449	753	707	174	55	460	1150	42	7.4	.268

BAILEY'S BATTING RECORD

BATTING	AVG	AB	R	H	2B	3B	HR	RBI	SH	SF	HBP	BB	SO	SB	OBP	OPS
Career	.164	373	22	61	8	0	0	18	55	0	1	11	145	0	.190	.375

BAILEY'S DIVISION SERIES RECORD

YEAR	OPPONENT	W-L	ERA	G	GS	CG	SH	SV	IP	H	R	ER	HR	HB	BB	SO	WP	K/9	BAA
2010	Philadelphia	0-0	0.00	1	0	0	0	0	2.0	2	0	0	0	0	0	2	0	9.0	.250
2012	San Francisco	0-0	1.29	1	1	0	0	0	7.0	1	1	1	0	1	1	10	0	12.9	.050
Division Series Totals		0-0	1.00	2	1	0	0	0	9.0	3	1	1	0	1	1	12	0	12.0	.107

BAILEY'S PROFESSIONAL INJURED LIST HISTORY

DATES	INJURY	LEVEL
May 30-July 24, 2018	Right Knee Inflammation	Cincinnati
February 14-June 24, 2017	Right Elbow Bone Spur	Cincinnati
April 24, 2015-July 28, 2016	Right Elbow Surgery	Cincinnati
August 8, 2014-April 18, 2015	Right Forearm Strain/Left Oblique Strain	Cincinnati
May 27-June 26, 2011	Right Shoulder Sprain	Cincinnati
March 24-May 5, 2011	Right Shoulder Impingement	Cincinnati
June 12-August 15, 2010	Right Shoulder Inflammation	Cincinnati
May 24-June 12, 2010	Right Shoulder Inflammation	Cincinnati
August 24-September 3, 2008	Right Knee Strain	Triple-A Louisville
July 18-August 24, 2007	Right Groin Strain	Triple-A Louisville
May 13-20, 2007	Right Groin Strain	Triple-A Louisville



85 CHARLIE BARNES

NON-ROSTER INVITE



LEFT-HANDED PITCHER

H/W: 6-2/190 B/T: L/L
 Opening Day Age: 24
 Born: 10/1/1995 in Sumter, SC
 Resides: Sumter, SC

Acquired: 4th RD, 2017 MLB Draft
 M.L. Service: None
 Options Used: 0 of 3
 Contract Status: Signed thru 2020

PERSONAL: Charles Segars Barnes...Twitter: @charliebarnes5...Instagram: @charliebarnes5...graduated in three years from Clemson, majoring in parks, recreation and tourism management...when he graduated, became the 13th member of his family to earn a degree from Clemson...two-time member of the ACC Academic Honor Roll...brother, James, was a redshirt freshman quarterback on the 2016 Clemson football team...rated the 82nd best college prospect by *Baseball America* entering the 2017 draft...posted a 3.85 ERA (220.0 IP, 94 ER) with 54 walks and 220 strikeouts in 44 appearances (34 starts) over three seasons at Clemson...in 10 ACC regular-season starts in 2017 had a 3.53 ERA, .246 opponent batting average and 74 strikeouts, with 17 walks in 63.2 innings pitched...graduate of Sumter (SC) High School, where he was named the South Carolina Pitcher of the Year as a senior, Perfect Game First-Team All-Atlantic selection and All-State as a junior and senior...led his team to the state championship as a freshman and senior...named the No. 2 player and No. 1 left-hander in South Carolina by Diamond Prospects as a senior.

2019:

- Posted a 7-8 record, 4.88 ERA (131.0 IP, 71 ER) in 26 appearances (25 starts), with 55 walks and 124 strikeouts across Single-A Ft. Myers (8 games/starts), Double-A Pensacola (14 games, 13 starts) and Triple-A Rochester (4 games/starts).
- Led all Twins minor league pitchers with 25 games started...his 124 strikeouts tied for fourth most in the organization and his 131.0 innings pitched were second.
- Began the season at Single-A Ft. Myers, where he went 3-2 with a 6.51 ERA (37.1 IP, 27 ER) before being promoted to Double-A Pensacola on May 27...on May 18 matched his career high with eight strikeouts across 4.2 innings in a no-decision.
- Struck out seven batters in his first career Double-A appearance on May 29, allowing four hits across 5.0 scoreless innings, with no walks and one hit batter...went 3-4 with a 3.60 ERA (75.0 IP, 30 ER) in 14 games (13 starts) for the Blue Wahoos, with 24 walks and 73 strikeouts...equaled his career high with eight strikeouts on July 2, yielding two hits and two walks over 7.0 shutout innings.
- Transferred to Triple-A Rochester on August 9 and finished the season with the Red Wings...made four starts, posting a 6.75 ERA (18.2 IP, 14 ER)...his best Triple-A start came on August 15, when he allowed just two runs over 5.0 innings, with no walks and five strikeouts.

2018: Went 6-6 with a 2.81 ERA (118.1 IP, 37 ER) in 23 starts with Single-A Ft. Myers, where he spent the entire year...led all qualified Twins minor league pitchers in ERA; tied for third in starts and winning percentage, while ranking fifth in opponent batting average (.260)...over the second half of the season, was 5-2 with a 1.87 ERA (62.2 IP, 13 ER) with 19 walks and 34 strikeouts; first half of the season was 1-4 with a 3.88 ERA (55.2 IP, 24 ER)...set a new career best with eight strikeouts in 4.2 innings on April 7 but took the loss after allowing five runs...posted a 1.50 ERA (30.0 IP, 5 ER) in June, followed by a 1.98 ERA (27.1 IP, 6 ER) in July.

2017: Began first professional season with Rookie Elizabethton...made six appearances for the E-Twins...allowed three runs in his first two starts (5.2 IP), but did not allow an earned run in his next four appearances (3 starts) over 17.0 IP (2 unearned runs)...owned a 0.37 ERA (24.1 IP, 1 ER) in six July appearances (5 starts), his lowest monthly ERA in his career...transferred to Single-A Cedar Rapids July 30...made six starts for the Kernels, allowing runs in three of the six.


PROFESSIONAL: Selected by the Twins in the fourth round of the 2017 First-Year Player Draft out of Clemson University...signed by scout Seth Moir.

BARNES' PITCHING RECORD

YEAR	CLUB	W-L	ERA	G	GS	CG	SH	SV	IP	H	R	ER	HR	HB	BB	SO	WP	K/9	BAA
2017	Elizabethton	2-1	1.19	6	5	0	0	0	22.2	14	5	3	1	1	10	23	3	9.1	.165
	Cedar Rapids	2-1	3.86	6	6	0	0	0	25.2	23	12	11	4	1	8	23	3	8.1	.230
2018	Ft. Myers	6-6	2.81	23	23	0	0	0	118.1	115	39	37	6	12	44	84	1	6.4	.260
2019	Ft. Myers	3-2	6.51	8	8	0	0	0	37.1	42	27	27	3	2	20	35	2	8.4	.288
	Pensacola	3-4	3.60	14	13	0	0	0	75.0	78	39	30	4	9	24	73	4	8.8	.275
	Rochester	1-2	6.75	4	4	0	0	0	18.2	29	15	14	1	0	11	16	0	7.7	.363
Minor League Totals		17-16	3.69	61	59	0	0	0	297.2	301	137	122	19	25	117	254	13	7.7	.264

BARNES' PROFESSIONAL INJURED LIST HISTORY

DATES	INJURY	LEVEL
None		



17 JOSÉ BERRÍOS



RIGHT-HANDED PITCHER

H/W: 6-0/205 B/T: R/R
Opening Day Age: 25
Born: 5/27/1994 in Bayamón, PR
Resides: Bayamón, PR

Acquired: 1st RD (32nd overall), 2012 MLB Draft
M.L. Service: 3 years, 44 days
Options Used: 2 of 3
Contract Status: Signed thru 2020

PERSONAL: José Orlando Berríos (pronounced beh-REE-ohs)...Twitter: @JOLaMaKina... Instagram: @jolamakina...wife, Jannieliz...daughter, Valentina (5/15/14)...sons, Sebastian (8/8/16) and Diego José (9/15/17)...2012 graduate of Papa Juan XXIII High School, one of four players from that high school to be drafted...named 2011 Underclass High Honorable Mention and 2012 Rawlings Second-Team All-American...he is the brother-in-law of Cubs infielder Javier Báez; their wives are sisters and he was in Báez's wedding party in the winter of 2019...visited San Jorge Children's Hospital in San Juan along with Twins teammates when the club visited Puerto Rico for a two-game series in April of 2018 vs. Cleveland...over the winter of 2018-19, he donated gym equipment and \$20,000 to Casa los Forjadores de Esperanza to improve their facilities; the facility is an orphanage in his hometown of Bayamón, PR...participated Twins Winter Caravan, 2017-19...if he wasn't a baseball player, he would be a teacher...provides tickets, t-shirts and concession vouchers for his La Makina youth groups...hosted a pitching clinic and lunch at Fogo de Chao for RBI kids from the West Side Boosters in 2019...had season-long strikeout fundraiser for Fundación CAP, a Puerto Rico-based foundation for pediatric cancer patients.

CAREER HIGHLIGHTS: Is the Twins all-time wins leader among Puerto Rican-born players...named to AL All-Star team in 2019 and 2018...appeared in his 100th career game Sept. 4, 2019; set club record for most strikeouts (559) through first 100 career games, surpassing Bert Blyleven (553 K in 100 games)...became 21st pitcher in club history to reach the 200-strikeout mark (202 in 2018)...pitched in hometown in Puerto Rico Series vs. Cleveland in 2018, pitching 7.0 shutout innings (ND)...won 2018 Joseph W. Haynes Award for Twins Pitcher of the Year...made major league debut April 27, 2016 at 21 years, 336 days old, becoming the youngest Twin to debut as starter since Pat Mahomes (21 years, 247 days) in 1992...named International League All-Star in 2016...named Twins second-best prospect entering 2016, as well as best curveball, best changeup and best control in Twins system by *Baseball America*...started for the World Team in the SiriusXM Futures Game in consecutive seasons, 2014 at Target Field and 2015 at Great American Ball Park in Cincinnati, pitching 1.0 scoreless inning in each...given 2014 and 2015 Jim Rantz Award for Twins minor league Pitcher of the Year, the first-ever back-to-back winner of the award...led all of Minor League Baseball in strikeouts (175) in 2015...named third-best prospect and best control in Twins organization by *Baseball America* entering 2015...also best pitching prospect, best breaking pitch and best changeup in Florida State League by *Baseball America*...named 32nd-best prospect in baseball by MLB.com entering 2015...named Midseason All-Star each of his last three minor league seasons: 2015 with Double-A Chattanooga, 2014 with Single-A Ft. Myers and 2013 with Single-A Cedar Rapids.

POSTSEASON CAREER: Owns an 0-1 record with a 5.14 ERA (7.0 IP, 4 ER) and 10 strikeouts in two career Postseason games (1 start)...**2019:** made first career Postseason start (2nd appearance) in Game 1 of the ALDS at New York-AL on October 4, allowing three runs (1 earned) on four hits with three walks and six strikeouts over 4.0 innings (ND); Twins lost 10-4 and were eventually swept in three games...became eighth different pitcher (11th instance) in club history to strike out six-plus in a Postseason start, first since Francisco Liriano (7 vs. NY Yankees on October 6, 2010)...**2017:** made first career Postseason appearance in the AL Wild Card Game October 3, 2017 at New York-AL...relieved starter Ervin Santana in that game, allowing three runs on five hits in 3.0 innings pitched and was dealt the loss; Twins lost 8-4.

2019:

- Made Twins Opening Day roster for second time in career and was the Opening Day starter March 28 vs. Cleveland, pitching 7.2 scoreless innings with two hits allowed, one walk and 10 strikeouts... set a club record for strikeouts by an Opening Day starter, surpassing the previous high of eight done by Brad Radke (1996), Bert Blyleven (1975) and Dean Chance (1968); marked 11th time in his career with double-digit strikeout totals...teammate Jake Odorizzi struck out 17 in the next game March 30 vs. Cleveland, becoming the second pair of pitchers in baseball history (since 1893 when the mound was placed at its current distance to home plate) to start a team's season with consecutive double-digit strikeout totals; the only others to do it were Randy Johnson and Curt Schilling for Arizona in 2001.
- Recorded double-digit strikeout totals three times: Aforementioned Opening Day, 10 on June 17 vs. Boston, and a season-high 11 July 31 at Miami.
- Won five straight starts April 14-May 7, setting a career-high for a win-streak...posted a 2.76 ERA (32.2 IP, 10 ER) in that stretch.
- Set a career-high with 12 hits allowed May 13 vs. Los Angeles-AL (5.2 IP); previous high was nine (5x).
- Named to the American League All-Star team for the second straight season, taking the roster spot of teammate Jake Odorizzi (IL)...pitched a scoreless third inning, allowing one hit with two strikeouts...faced his brother-in-law Javy Báez for the second straight All-Star Game, inducing a fly out.
- Went 8-5, 3.00 ERA (117.0 IP, 39 ER) with 23 walks, 104 strikeouts, a .238 opponent batting average and 14 quality starts in 18 starts pre-All-Star break...tied for third in the AL in innings pitched, fourth in ERA, and tied for 11th in wins.

CAREER HIGHS

IP: 9.0, 2x, last 6/7/18 vs. CWS
Walks: 6, 8/9/18 at CLE
SO: 12, 6/24/18 vs. TEX
CG: 3x, last 9/27/19 at KC
Low-Hit CG: 3, 4/1/18 at BAL
Win-Streak: 5, 4/14-5/7/19



AL PITCHING LEADERS

INNINGS PITCHED IN 2019

1. Justin Verlander, HOU	223.0
2. Shane Bieber, CLE	214.1
3. Gerrit Cole, HOU	212.1
4. Lance Lynn, TEX	208.1
Mike Minor, TEX	208.1
6. Eduardo Rodriguez, BOS	203.1
7. Marco Gonzales, SEA	203.0
8. José Berríos, MIN	200.1

- Pitched a season-high 8.0 innings June 17 vs. Boston, throwing 109 pitches in a Twins 2-0 defeat.
- Recorded 500th career strikeout July 14 at Cleveland, fanning Jake Bauers.
- Went 1-2, 7.57 ERA (27.1 IP, 23 ER) in five August starts after beginning the season 10-5, 2.80 ERA (141.2 IP, 44 ER) in first four-plus months (22 starts).
- Appeared in 100th career game September 4 at Boston...set club record for most strikeouts (559) through first 100 career games, surpassing Bert Blyleven, who struck out 553 through 100.
- Made 100th career start September 10 vs. Washington.
- Finished the season 3-0, 3.08 ERA (26.1 IP, 9 ER) in final four starts September 10-27.
- Held left-handed batters to a .247 average (96-for-388) and right-handers to a .254 average (98-for-386).
- Had similar season splits at home and on the road -- at Target Field: 7-4, 3.51 ERA (97.1 IP, 38 ER) in 15 starts; on road: 7-4, 3.84 ERA (103.0 IP, 44 ER) in 17 starts.
- Led the team in innings pitched (200.1), strikeouts (195) and quality starts (21).
- 21 quality starts marked a career high, while 23 out of his 32 starts went at least 6.0 innings (including 10 7.0+ inning efforts)...the 21 quality starts ranked 10th in baseball, fourth in the AL.
- Ranked sixth in the majors with a 36.4% opponents' swing percentage on pitches outside of the strike zone, fourth in the AL in first-pitch strikes (65.2%), eighth in the AL with a 3.68 ERA and innings pitched (200.1).
- Is one of 10 Twins to post multiple 30-start seasons before turning 26 years old...threw a career-high 200.1 innings pitched, becoming the 19th Twin younger than 26 to reach the 200.0 IP threshold, first since Johan Santana and Carlos Silva (both 25) in 2004.
- Made first career Postseason start (2nd appearance) in Game 1 of the ALDS at New York-AL on October 4, allowing three runs (1 earned) on four hits with three walks and six strikeouts in 4.0 innings (ND); Twins lost 10-4 and were eventually swept in three games...became eighth different pitcher (11th instance) in club history for a pitcher to strike out six-plus, first since Francisco Liriano (7 vs. NYY October 6, 2010).

AL PITCHING LEADERS

STRIKEOUTS SINCE 2018

1. Gerrit Cole	602
2. Justin Verlander	590
3. Chris Sale	455
4. Charlie Morton	441
5. Lance Lynn	407
6. Trevor Bauer	406
7. José Berrios	397
Matthew Boyd	397

2018: Made first career Opening Day roster and was club's number two starter...made season debut April 1 at Baltimore, pitching his first career complete game shutout, allowing three hits with one walk and six strikeouts...pitched second career complete game June 7 vs. Chicago-AL, allowing two runs on six hits with 10 strikeouts...made the start in Game 2 of the Puerto Rico series on April 18 vs. Cleveland, pitching 7.0 scoreless innings with three hits allowed, no walks and five strikeouts; Twins won 2-1 in 16 innings...went 9-7, 3.68 ERA (127.1 IP, 52 ER) in 20 starts Pre-All-Star Break and was selected to his first All-Star Game...entered the game in the fifth for the AL, pitching 1.0 scoreless inning with one walk...recorded double-digit strikeouts four times on season: 11 on April 12 vs. Chicago-AL, 10 on May 15 vs. St. Louis, 10 on June 7 vs. Chicago-AL and career-high of 12 on June 24 vs. Texas...reached 200 strikeouts for the season, 21st time in club history for a pitcher to do so, eighth different Twin, and the first Twin to reach 200 strikeouts since Francisco Liriano in 2010 (201); first right-handed Twin to do so since Bert Blyleven in 1986 (215)...finished with 202 strikeouts, the most for a Twin since Johan Santana had 235 in 2007...held left-handed hitters to a .213 average, compared to .231 vs. right-handed hitters...went 9-4, 3.03 ERA (107.0 IP, 36 ER) in 17 home starts and 3-7, 4.85 ERA (85.1 IP, 46 ER) in 15 road starts...went 8-4, 3.25 ERA (110.2 IP, 40 ER) in 18 night starts and 4-7, 4.63 ERA (81.2 IP, 42 ER) in 14 day starts...finished with 32 starts; along with Kyle Gibson (32) and Jake Odorizzi (32), they became the first trio of Twins with 30-plus starts in the same season since 2007 (Johan Santana - 33, Carlos Silva - 33, and Boof Bonser - 30)...led Twins in wins (12), complete games (2) and strikeouts (202); tied for first in starts (32); and ranked second in innings pitched (192.1)...finished tied for first in the AL in complete games, tied for sixth in starts, eighth in innings pitched, 11th in strikeouts, 13th in opponent batting average (.222), and tied for 15th in wins...given Joseph W. Haynes Award for Twins Pitcher of the Year, voted on by the Twin Cities Chapter of the BBWAA...also awarded with the Carl R. Pohlad Community Service Award.

2017: Pitched for Puerto Rico in the World Baseball Classic, going 1-0, 8.10 ERA (6.2 IP, 6 ER) with two walks and 10 strikeouts in two games (1 start)...was in Twins spring training for third time in career; optioned to Triple-A Rochester March 25...went 3-0, 1.13 ERA (39.2 IP, 5 ER) with eight walks and 39 strikeouts in six starts for the Red Wings and was recalled by Minnesota May 12...pitched into the eighth inning in each of first two starts with the Twins, 7.2 innings May 13 at Cleveland and 7.2 innings May 18 vs. Colorado...according to Elias, became the third Twins pitcher in last 30 years to pitch into the eighth and win each of first two starts (Brad Radke in 2001 and Andrew Albers in 2013)...set major league career high with 11 strikeouts May 18 vs. Colorado (Game 2), pitching 7.2 scoreless innings...tied with 11 strikeouts again August 30 vs. Chicago-AL (7.0 IP)...pitched back-to-back 8.0-inning outings on June 15 vs. Seattle and June 21 vs. Chicago-AL...won six of first seven decisions May 13-June 21; according to Elias, became the second Twins pitcher since 1980 to win at least six of his first seven appearances in one season (Brad Radke in 2001)...became the first pitcher in franchise history (1901-present) to win six games that early in the calendar year after not pitching in the majors in April...held opponents to a .192 batting average with 37 strikeouts in six August starts, fourth-lowest BAA in the AL...made first career relief appearance September 29 vs. Detroit, pitching 1.1 scoreless innings, in preparation for potential relief appearance in AL Wild Card Game...went 9-1, 2.41 ERA (67.1 IP, 18 ER) in 11 home games (10 starts) and 5-7, 5.17 ERA (78.1 IP, 45 ER) in 15 road starts...held right-handed hitters to a .222 batting average and left-handers to a .260 average...ranked second on Twins staff in wins (14) and strikeouts (139), and third in starts (25) and innings pitched (145.2)...pitched in relief in AL Wild Card Game October 3 at New York-AL, allowing three runs on five hits in 3.0 innings pitched and was dealt the loss.

2016: Was Twins spring training invite for second time in career...reassigned to minor league camp March 18 and began season with Triple-A Rochester...went 2-0, 1.06 ERA (17.0 IP, 2 ER) in three starts and had contract purchased by Minnesota April 26 after Kyle Gibson and Ervin Santana were both placed on 15-day Injured List...made major league debut in a start April 27 vs. Cleveland, allowing five runs on six hits in 4.0 innings pitched and was dealt the loss...at 21 years, 336 days, he became the youngest Twins pitcher to debut as a starter since Pat Mahomes (21 years,

TWINS ALL-TIME LEADERS

STRIKEOUTS FOR RIGHT-HANDERS

PITCHER	YEARS	STRIKEOUTS
Bert Blyleven	1970-88 (11)	2,035
Brad Radke	1995-06 (12)	1,467
Jim Perry	1963-72 (10)	1,025
Camilo Pascual	1961-66 (6)	994
Dave Goltz	1972-79 (8)	887
Dave Boswell	1964-70 (7)	865
Kyle Gibson	2013-19 (7)	845
Scott Baker	2005-11 (7)	770
Kevin Tapani	1989-95 (7)	724
Rick Aguilera	1989-99 (11)	586
José Berrios	2016- (4)	585

247 days) April 12, 1992 against Texas...earned first major league win May 2 at Houston, allowing two runs on three hits in 5.1 innings pitched, with five walks and eight strikeouts...optioned to Rochester May 17 after making four starts for the Twins, posting a 10.20 ERA...set season-high at Rochester with 11 strikeouts June 6 vs. Buffalo (8.0 IP)...named Twins minor league Player of the Week June 26, making one start at Columbus pitching 8.0 shutout innings with three hits allowed, two walks and nine strikeouts...named Twins minor league Pitcher of the Month in June, going 4-1, 2.02 ERA (35.2 IP, 8 ER) with 10 walks and 38 strikeouts in five starts for Rochester...pitched fourth career complete game for Rochester, July 3 at Syracuse...named International League Pitcher of the Week...named to International League All-Star team and pitched 1.0 scoreless inning with one hit and one strikeout July 13 in Charlotte...recalled by Minnesota August 1 and made five starts before being optioned again August 25...made one start for the Red Wings, August 31 vs. Syracuse, pitching 8.0 innings and setting a career-high with 14 strikeouts...recalled for final time September 5...combined to go 13-12, 4.40 ERA (169.2 IP, 83 ER) with 71 walks and 174 strikeouts in 31 starts between Rochester and Minnesota.

2015: Was Twins spring training invite for first time in career; was reassigned to minor league camp March 15 and began season at Double-A Chattanooga...named Southern League Pitcher of the Week May 18, making one start at Birmingham, pitching 9.0 shutout innings, allowing two hits with eight strikeouts...named Southern League Midseason All-Star while pitching for Chattanooga...started for the World Team in the SiriusXM Futures Game for the second-straight season, July 12 at Great American Ball Park, pitching 1.0 shutout inning with one walk allowed...named Twins minor league Player of the Week August 28, pitching 7.0 shutout innings with three hits allowed, one walk and a season-high 12 strikeouts for the Red Wings...named Twins minor league Pitcher of the Month for August, going 3-2, 2.03 ERA (40.0 IP, 9 ER) with just three walks and 48 strikeouts in six starts for the Red Wings...combined to go 14-5, 2.87 ERA (166.1 IP, 53 ER) with 38 walks and 175 strikeouts in 27 starts between Chattanooga and Rochester...led all of minor league baseball in strikeouts and tied for ninth in wins...named Triple-A All-Star and Minor League All-Star by *Baseball America*...recipient of the Jim Rantz Award as Twins minor league Pitcher of the Year for the second-straight season, becoming the first back-to-back winner of the award...named right-handed starting pitcher on MiLB.com Twins organization All-Star team...named ninth best prospect in both the International League and Southern League by *Baseball America*...ranked second best prospect, best curveball, best changeup and best control in Twins system in *Baseball America*, entering 2016.

2014: Named Florida State League Pitcher of the Week June 2...named Florida State League Pitcher of the Week for second time June 23, making one start, tossing 7.0 shutout innings, allowing one hit, two walks and nine strikeouts, earning the win...named Twins minor league Pitcher of the Month in June, going 4-1, 1.54 ERA (41.0 IP, 7 ER) with 53 strikeouts, five walks and one complete game in six starts...named Florida State League Mid- and Postseason All-Star...started for the World Team in the SiriusXM Futures Game July 13 at Target Field, pitching 1.0 perfect inning...left a start July 29 with right shoulder tightness and was placed on 7-day Injured List with right shoulder strain August 2; reinstated August 10...combined to go 12-8, 2.76 ERA (140.0 IP, 43 ER) with 140 strikeouts and 38 walks in 25 starts between all three stops...140 strikeouts were third-most in the organization behind Phil Hughes (186) and Alex Meyer (153), while his 38 walks were tied for 11th fewest in the organization...2.76 ERA was the third lowest among Twins minor leaguers and his 12 wins were second most...named right-handed starter on Twins MiLB.com organization All-Star team...named Perfect Game minor league Second-Team All-Star...recipient of the Jim Rantz Award as Twins minor league Pitcher of the Year...named third-best prospect and best control in Twins organization by *Baseball America* entering 2015...also best pitching prospect, best breaking pitch and best changeup in Florida State League by *Baseball America*...named to Florida State League All-Star team, High Class-A All-Star and Second-Team All-Minor Leagues by *Baseball America*...named 32nd best prospect in baseball by MLB.com entering 2015.

2013: Played for Puerto Rico in the World Baseball Classic and made two appearances, going 0-1, 18.00 ERA (2.0 IP, 4 ER) with five hits allowed, one walk and one strikeout in two games...named Midwest League Midseason All-Star...named Midwest League Pitcher of the Week August 12, going 1-0, 0.68 ERA (13.1 IP, 1 ER) in two starts...named fifth-best prospect in Twins organization by *Baseball America* entering 2014...named 90th-best prospect in baseball by MLB.com and 75th best by BaseballProspectus.com entering 2014.

2012: Named Twins minor league Pitcher of the Month for August, going 3-0, 0.90 ERA (20.0 IP, 2 ER) with 29 strikeouts and nine hits allowed in four starts...named Twins minor league Player of the Week August 31, tossing 6.0 shutout innings with one hit allowed and six strikeouts in a win...ranked fifth-best prospect in Twins organization by *Baseball America* entering 2013 season.

PROFESSIONAL: Selected by Twins in first compensation round (32nd overall) of 2013 First-Year Player Draft; signed by scout Hector Otero.

BERRIOS' PITCHING RECORD

YEAR	CLUB	W-L	ERA	G	GS	CG	SH	SV	IP	H	R	ER	HR	HB	BB	SO	WP	K/9	BAA
2012	GLU Twins	1-0	1.08	8	1	0	0	4	16.2	7	2	2	0	0	3	27	0	14.6	.121
	Elizabethton	2-0	1.29	3	3	0	0	0	14.0	8	2	2	1	1	1	22	1	14.1	.163
2013	Cedar Rapids	7-7	3.99	19	19	0	0	0	103.2	105	58	46	6	9	40	100	13	8.7	.262
2014	Ft. Myers	9-3	1.96	16	16	1	1	0	96.1	78	29	21	4	4	23	109	5	10.2	.218
	New Britain	3-4	3.54	8	8	1	0	0	40.2	33	17	16	2	2	12	28	1	6.2	.226
2015	Rochester	0-1	18.00	1	1	0	0	0	3.0	7	6	6	0	0	3	3	0	9.0	.438
	Chattanooga	8-3	3.08	15	15	1	1	0	90.2	77	32	31	6	5	24	92	0	9.1	.232
2016	Rochester	6-2	2.62	12	12	0	0	0	75.2	59	24	22	6	6	14	83	4	9.9	.212
	MINNESOTA	10-5	2.51	17	17	1	0	0	111.1	74	39	31	8	3	36	125	3	10.1	.191
2017	Rochester	3-0	1.13	6	6	0	0	0	39.2	24	8	5	2	0	8	39	0	8.8	.169
	MINNESOTA	14-8	3.89	26	25	0	0	0	145.2	131	71	63	15	13	48	139	7	8.6	.239
2018	MINNESOTA	12-11	3.84	32	32	2	1	0	192.1	159	83	82	25	13	61	202	2	9.5	.222
2019	MINNESOTA	14-8	3.68	32	32	1	0	0	200.1	194	94	82	26	9	51	195	8	8.8	.251
Minor League Totals		49-25	2.77	105	98	4	2	4	591.2	472	217	182	35	30	164	628	27	9.6	.218
Major League Totals		43-34	4.21	104	103	3	1	0	596.2	558	304	279	78	40	195	585	18	8.8	.245

BERRIOS' CAREER FIELDING RECORD

POSITION	PCT	G	PO	A	E	TC	DP	PB
Pitcher	.962	104	35	65	4	104	4	—

BERRIOS' BATTING RECORD

BATTING	AVG	AB	R	H	2B	3B	HR	RBI	SH	SF	HBP	BB	SO	SB	OBP	OPS
Career	.143	14	1	2	0	0	0	0	0	0	0	1	8	0	.200	.343

BERRIOS' WILD CARD GAME RECORD

YEAR	OPPONENT	W-L	ERA	G	GS	CG	SH	SV	IP	H	R	ER	HR	HB	BB	SO	WP	K/9	BAA
2017	New York-AL	0-1	9.00	1	0	0	0	0	3.0	5	3	3	1	0	0	4	0	12.0	.357

BERRIOS' DIVISION SERIES RECORD

YEAR	OPPONENT	W-L	ERA	G	GS	CG	SH	SV	IP	H	R	ER	HR	HB	BB	SO	WP	K/9	BAA
2019	New York-AL	0-0	2.25	1	1	0	0	0	4.0	4	3	1	0	0	3	6	0	13.5	.250

BERRIOS' WORLD BASEBALL CLASSIC RECORD

YEAR	CLUB	W-L	ERA	G	GS	CG	SH	SV	IP	H	R	ER	HR	HB	BB	SO	WP	K/9	BAA
2013	Puerto Rico	0-1	18.00	2	0	0	0	0	2.0	5	4	4	0	0	1	1	0	4.5	--
2017	Puerto Rico	1-0	8.10	2	1	0	0	0	6.2	3	6	6	2	1	2	10	0	13.5	.130
WBC Totals		1-1	10.39	4	1	0	0	0	8.2	8	10	10	2	1	3	11	0	11.4	--

BERRIOS' ALL-STAR GAME RECORD

YEAR	HOST	W-L	ERA	G	GS	CG	SH	SV	IP	H	R	ER	HR	HB	BB	SO	WP	K/9	BAA
2018	Washington	0-0	0.00	1	0	0	0	0	1.0	0	0	0	0	0	1	0	0	0.0	.000
2019	Cleveland	0-0	0.00	1	0	0	0	0	1.0	1	0	0	0	0	2	0	18.0	.250	
All-Star Game Totals		0-0	0.00	2	0	0	0	0	2.0	1	0	0	0	0	1	2	0	9.00	.167

BERRIOS' PROFESSIONAL INJURED LIST HISTORY

DATES	INJURY	LEVEL
August 11-22, 2013	Right Elbow Contusion	Single-A Cedar Rapids





74 TRAVIS BLANKENHORN



INFIELDER

H/W: 6-2/235 B/T: L/R
 Opening Day Age: 23
 Born: 8/3/1996 in Pottsville, PA
 Resides: Pottsville, PA

Acquired: 3rd RD, 2015 MLB Draft
 M.L. Service: None
 Options Used: 0 of 3
 Contract Status: Signed thru 2020

PERSONAL: Travis Allan Blankenhorn...Twitter: @tblank7...Instagram: @trav_blankenhorn...2015 graduate of Pottsville (PA) High School...as high school shortstop committed to play at the University of Kentucky...was ranked as the 75th overall prospect by *Baseball America* entering the draft and was listed as a "sleeper prospect" at third base by *Bleacher Report*...was a Perfect Game First-Team All-American...also played basketball in high school, where he averaged 16.3 points-per-game; and football, where he accumulated 1,211 yards and eight touchdowns as a wide receiver...hit .467 (35-for-75) with six doubles, five triples, six home runs, 11 stolen bases and 24 RBI as a senior in 2015.

2019:

- Begun season at Single-A Ft. Myers and played in 15 games for the Miracle before being promoted to Double-A Pensacola April 25.
- Placed on 7-day Injured List July 14 with a right digit two (pointer finger) fracture; reinstated August 5...was hitting .354 (17-for-48) in 11 July games prior to injury.
- Named Southern League Midseason and Postseason All-Star.
- Combined to hit .277 (122-for-440) with 22 doubles, two triples, 19 home runs, 54 RBI, 11 stolen bases and a .787 OPS in 108 games between both levels.
- Played 72 games (70 starts) at second base and 24 games (all starts) in leftfield at both levels combined.
- Hit 18 of his 19 home runs with the Blue Wahoos, leading the team...also led team in hits (108), RBI (51), runs (50) and second in stolen bases (11).
- Named second baseman on Twins MiLB.com organization All-Star Team.
- Ranked as Twins 23rd-best prospect by MLB.com following the season.
- Added to Twins 40-man roster, November 20.

2018: Spent entire season with Single-A Ft. Myers...named a Mid-Season Florida State League All-Star...won Florida State League Home Run Derby after hitting 31 total home runs in the event...in the FSL Championship Series, hit .538 (7-for-13) with a double, four RBI and five runs scored helping Ft. Myers win the title...played in the Arizona Fall League with Salt River, hitting .224 (13-for-58) with one double, six RBI, 12 runs scored, 10 walks, and a .352 on-base percentage in 17 games.

2017: Spent entire season as the Single-A Cedar Rapids third baseman...named Midwest League Player of the Week June 18...placed on 7-day Injured List with a back strain August 10-17...named to MWL Mid-Season All-Star team...named an MiLB.com Twins organization All-Star following the season...led the Midwest League in triples (11).

2016: Began the season with Rookie Level Elizabethton...transferred to Single-A Cedar Rapids August 9...hit .350 (7-for-20) in five Postseason games...named 10th best prospect in Twins organization by *Baseball America* following the season.

2015: Began his professional career with the GCL Twins...first career hit was a triple in his first game...transferred to Rookie Elizabethton July 11 and finished the season there...ranked as the 26th best prospect in the Twins system by *Baseball America* following the season.

PROFESSIONAL: Twins third round pick (80th overall) in 2015 First-Year Player Draft; signed by scout Jay Weitzel.

BLANKENHORN'S PLAYING RECORD

YEAR	CLUB	AVG	G	AB	R	H	2B	3B	HR	RBI	SH	SF	HBP	BB	SO	SB	CS	OBP	OPS
2015	GCL Twins	.245	14	49	6	12	4	2	0	3	0	0	2	7	11	2	0	.362	.770
	Elizabethton	.243	39	144	14	35	3	0	3	20	1	0	2	11	32	1	0	.306	.632
2016	Elizabethton	.297	34	138	30	41	7	1	9	29	0	1	2	8	33	3	0	.342	.900
	Cedar Rapids	.286	25	91	11	26	5	2	1	12	1	0	2	8	28	2	1	.356	.774
2017	Cedar Rapids	.251	118	438	68	110	22	11	13	69	1	5	17	47	119	13	2	.343	.784
2018	Ft. Myers	.231	124	442	52	102	24	6	11	57	5	2	10	34	127	6	4	.299	.686
2019	Ft. Myers	.269	15	52	6	14	4	0	1	3	0	0	0	9	12	0	0	.377	.781
	Pensacola	.278	93	388	50	108	18	2	18	51	0	2	2	18	93	11	0	.312	.786
Minor League Totals		.257	462	1742	237	448	87	24	56	244	8	10	37	142	455	38	7	.325	.756

BLANKENHORN'S PROFESSIONAL INJURED LIST HISTORY

DATES	INJURY	LEVEL
July 14-August 5, 2019	Right Digit 2 (Pointer Finger) Fracture	Double-A Pensacola
August 10-17, 2017	Back Strain	Single-A Cedar Rapids



25 BYRON BUXTON



OUTFIELDER

H/W: 6-2/190 B/T: R/R
Opening Day Age: 26
Born: 12/18/1993 in Baxley, GA
Resides: Baxley, GA

Acquired: 1st RD (2nd overall), 2012 MLB Draft
M.L. Service: 3 years, 160 days
Options Used: 2 of 3
Contract Status: Signed thru 2020

PERSONAL: Byron Keion Buxton...wife, Lindsey...son, Brixton Scott (12/6/13)...Twitter: @OfficialBuck103... Instagram: @buckdaddy103...2012 graduate of Appling County (GA) High School...in 2012, ranked top high school prospect in the country at the time of the MLB First-Year Player Draft by *Baseball America*...named 2011-12 Gatorade Georgia Player of the Year, leading Appling County High School to the Georgia Class AA State Championship in 2012...named First-Team Rawlings Preseason All-American after hitting .513 with 17 doubles, three home runs, 35 RBI and 38 stolen bases during senior season; as a pitcher, went 10-1 with five saves and 154 strikeouts in 81.0 innings pitched...struck out 18 batters in 7.0 innings pitched in the deciding game of the Georgia Class AA State Championship Series...selected to play in the Under Armour All-American Game in 2011...played football and was an All-State defensive back and receiver as a senior and All-Region as a quarterback as a junior...participated in Twins Winter Caravan in 2016 and '17...started Buxton's Battalion, where every Friday home game, he provides tickets and special meet and greet for military members and their families...in 2019 raised funds through the Big League Impact ALL WIN campaign, impacting Minnesota Military Family Foundation.

CAREER HIGHLIGHTS: Was successful in 33 consecutive steal attempts May 23, 2017-April 22, 2019, a club record...earned first career Rawlings AL Gold Glove Award® and AL Platinum Glove in 2017...also in 2017, hit three home runs August 27 at Toronto, becoming the eighth player in club history, at the time, with a three-homer game, joining Bob Allison, Harmon Killebrew, Tony Oliva, Justin Morneau, Max Kepler, Brian Dozier and Eddie Rosario...given 2016, 2017 and 2019 Jim Kaat Award for Twins Defensive Player of the Year and 2017 Bill Boni Award as Most Improved Twin, all voted on by the Twin Cities Chapter of the BBWAA...named Twins top prospect entering 2016, as well as best hitter for average, fastest baserunner, best athlete, best defensive outfielder and best outfield arm in Twins system by *Baseball America*...made major league debut June 14, 2015 at Texas; started in centerfield and went 0-for-4 with a run scored...notched first career hit June 15 at St. Louis, a triple off John Lackey...hit first career homer Sept. 27, 2015 at Detroit, a solo shot off Jose Valdez in the eighth...named Twins top prospect entering 2015, as well as best hitter for average, fastest baserunner, best athlete, best defensive outfielder and best outfield arm in the Twins system by *Baseball America*...named top prospect in baseball by MLB.com entering 2015...named 2013 Most Valuable Player and Prospect of the Year in the Midwest League by *Baseball America*...awarded with 54th annual J.G. Taylor Spink Award as Topps/Minor League Baseball's Player of the Year in 2013...named 2013 Minor League Player of the Year by *Baseball America*...given 2013 Sherry Robertson Award as Twins minor league Player of the Year...named top prospect, best hitter for average, fastest baserunner, best athlete, best defensive outfielder and best outfield arm in Twins system by *Baseball America* entering 2014...selected to play for the U.S. in the 2013 SiriusXM All-Star Futures Game at Citi Field.

POSTSEASON CAREER: 2019: Was not on Twins 2019 ALDS roster vs. New York-AL after having left shoulder surgery in September...**2017:** made Postseason debut in the AL Wild Card Game October 3, 2017 at New York-AL, batting seventh in center field; went 0-for-2 with a strikeout and groundout before exiting the game in the fourth inning after crashing into the center field wall two innings prior, robbing Todd Frazier of extra-bases.

2019:

- Made Twins Opening Day roster for fourth time in career and was Opening Day centerfielder March 28 vs. Cleveland.
- Caught stealing April 22 at Houston (Robinson Chirinos), snapping his club record stolen base streak at 33 straight successful attempts.
- Hit 18 doubles through first 38 games of May 14, the most in baseball through that date.
- Hit second career grand slam May 18 at Seattle and tied a career-high with five RBI.
- Placed on 10-day Injured List with a right wrist contusion June 18; missed 13 games and was reinstated June 29.
- Played in eight games before being placed back on 10-day Injured List with concussion-like symptoms July 16, an injury he suffered diving for a ball July 13 at Cleveland and was reinstated July 25.
- Played in seven games before being placed back on 10-day Injured List with left shoulder subluxation August 3 (retroactive to August 2), an injury he suffered running into a wall on August 1 at Miami; was reinstated September 1.
- Played in five games in September for Twins primarily as a defensive replacement and pinch runner.
- Placed on 60-day Injured List September 10 with the left shoulder subluxation, ending his season...had surgery that day in Los Angeles by Dr. Neal ElAttrache.
- Hit .317 (20-for-63) with nine extra-base hits vs. left-handed pitching and .245 (51-for-208) with 35 extra-base hits vs. right-handed pitching.
- Went 14-for-17 in stolen base attempts for a 82.4 success rate.
- Twins went 53-25 with him in the lineup compared to 48-36 without.
- Was the recipient of the Minnesota Twins Heart and Hustle Award by the Major League Baseball Players Alumni Association.

CAREER HIGHS

Hits: 4, 8/27/17 at TOR
 RBI: 5, 2x, last 5/18/19 at SEA
 HR: 3, 8/27/17 at TOR
 GS: 2, last 5/18/19 at SEA
 SB: 2, 2x, last 4/12/18 vs. CWS
 Hit-Strike: 12, 8/10-21/17
 WALK-OFF HITS/PA
 9/14/17 vs. TOR (HR)
 MULTI-HR GAMES
 8/27/17 at TOR (3)



☞ Named winner of Jim Kaat Award, given to the Twins Defensive Player of the Year, an award voted on by the Twin Cities Chapter of the BBWAA... marked his third time winning the award (2016 and 2017).

2018: Made Twins Opening Day roster for third time in career and was Opening Day centerfielder March 29 at Baltimore...placed on 10-day Injured List with migraines April 15...went on rehab assignment with Single-A Ft. Myers April 22...fouled a ball off left big toe, fracturing it in his first rehab game April 22 at Bradenton...returned from rehab assignment and reinstated from Injured List May 10...upon return, played in 17 games for the Twins, hitting .122 (6-for-49) with two doubles and was placed back on 10-day IL with a left big toe fracture...went on rehab assignment with Triple-A Rochester...eventually returned from rehab, reinstated from IL and optioned to Rochester July 2...placed back on the 7-day Injured List July 31 with a left wrist strain...went 5-for-5 in stolen base attempts, extending his club record to 29 straight steals; last caught by Wellington Castillo May 23, 2017 at Baltimore...combined to hit .226 (51-for-226) with 15 doubles, one triple, four home runs, 18 RBI, 12 walks and nine stolen bases in 63 games between Rochester and Minnesota on the season.

2017: Made Twins Opening Day roster for second time in career and was Opening Day centerfielder April 3 vs. Kansas City, batting third...began the season hitting .195 (46-for-236) in first 78 games to July 3, but hit .314 (71-for-226) in final 62 games...placed on 10-day Injured List with left groin strain July 15; reinstated August 1...named Twins representative for the Heart and Hustle Award...hit safely in career-high 12 games straight August 10-21, hitting .400 (18-for-45) with two doubles, two triples, four home runs and 12 RBI...hit .387 (12-for-31) in 10 July games and .324 (34-for-105) in 29 August games...hit second career inside-the-park homer August 18 vs. Arizona; added a double and a triple, becoming just the fifth player in baseball in 70-plus years since the end of World War II, and the first in 41 years, to have those three types of hits in the same game: Jerry Snyder (1956), Roger Maris (1958), George Altman (1961), and Al Bumbry (1976)...hit three home runs August 27 at Toronto, becoming the eighth player in club history with a three-homer game, joining Bob Allison (May 17, 1963 at Cleveland), Harmon Killebrew (September 21, 1963 at Boston), Tony Oliva (July 3, 1973 at Kansas City), Justin Morneau (July 6, 2007 at Chicago-AL), Max Kepler (August 1, 2016 at Cleveland), Brian Dozier (September 5, 2016 vs. Kansas City), and Eddie Rosario (June 13, 2017 vs. Seattle); also set single-game career-highs in hits (4) and RBI (5); also stole a base in the game, becoming just the fifth player in AL history to steal a base and hit three homers, joining Carl Reynolds (1930), Leroy Stanton (1973), Joe Carter (1989) and Alex Rodriguez (2010)...named the AL Player of the Week for the period ending August 27th, hitting .333 (11-for-33) with nine runs scored, a double, five home runs, 10 RBI and two stolen bases in eight games; among AL players, finished first in home runs; tied for first in total bases (27); tied for second in extra-base hits (6) and RBI; fourth in slugging percentage (.818); and tied for fourth in hits and stolen bases...missed one game on August 30 after hurting his hamate bone on left hand...stole 24 consecutive bases May 24 through the end of the season, setting a Twins record for consecutive steals...set single-season career-highs in games (140), runs (69), hits (117), home runs (16), RBI (51), walks (38) and stolen bases (29)...went 29-for-30 in stolen base attempts for a 96.7% success rate, the highest in baseball and a Twins record; highest in baseball since Alcides Escobar in 2013 (100.0%)...ranked third in baseball in defensive runs saved (24), second among outfielders (Andrew Simmons, 32 and Mookie Betts, 31)...posted a .951 Zone Rating, the fourth-best for a centerfielder in baseball history and best since Gabe Kapler in 1999 (.953)...played 137 games (131 starts) in centerfield, fourth-most in the AL; most for a Twin since Denard Span played 153 games in 2010...given 2017 Wilson® Defensive Player of the Year Award as well as its award for Best Defensive Centerfielder...given 2017 Jim Kaat Award for Twins Defensive Player of the Year and Charles O. Johnson Award for Most Improved Twin, both awards voted on by the Twin Cities Chapter of the BBWAA...given 2017 Rawlings Gold Glove Award®, becoming fourth different outfielder in club history, joining Tony Oliva (1966), Kirby Puckett (6x, 1986-89 & 1991-92) and Torii Hunter (7x, 2001-07)...also earned the AL Platinum Glove Award (Colorado's Nolan Arenado won NL).

JIM KAAT AWARD WINNERS	
TWINS DEFENSIVE PLAYER OF THE YEAR	
Byron Buxton, CF	2019
Max Kepler, OF	2018
Byron Buxton, CF	2017
Byron Buxton, CF	2016
Eddie Rosario, LF	2015
Brian Dozier, 2B	2014
Pedro Florimon, SS	2013
Ben Revere, OF	2012

2016: Made Twins Opening Day roster for first time in career and was Opening Day centerfielder April 4 at Baltimore, batting ninth...hit .156 (7-for-45) in 17 games and was optioned to Triple-A Rochester April 25...named International League Player of the Week May 29, hitting .478 (11-for-23) with three doubles, three home runs, five RBI, eight runs scored and three walks in six games...recalled by Minnesota May 31 (Danny Santana, Injured List)...recorded first career three-hit game with Twins June 5 vs. Tampa Bay...hit .204 (31-for-152) in 46 games for the Twins in second stint and was optioned to Triple-A Rochester August 8...named International League Player of the Week for second time August 28, hitting .353 (12-for-35) with one double, four home runs, eight RBI and eight runs scored in seven games...recalled by Minnesota for final time September 1...hit first career grand slam September 4 vs. Chicago-AL, off Anthony Ranaudo...was part of a stretch in which he hit five home runs with 12 RBI in an eight-game span for the Twins September 1-9...hit inside-the-park home run October 2 at Chicago-AL, off Chris Sale, which was also his first career leadoff homer (first time hitting out of leadoff position all season)...also marked his 10th home run, becoming the 11th different Twin to reach double-digit home run totals, tying an MLB record (Detroit - 2004 and Houston - 2015)...hit .287 (29-for-101) with six doubles, two triples, nine home runs, 22 RBI, 24 runs scored and 10 walks in 29 September/October games; 24 runs scored led the AL, nine home runs were tied for seventh, and 22 RBI ranked 10th...combined to hit .256 (125-for-488) with 30 doubles, nine triples, 21 home runs, 62 RBI, 85 runs scored and 17 stolen bases in 141 games between Rochester and Minnesota...given 2016 Jim Kaat Award for Twins Defensive Player of the Year as voted on by the Twin Cities Chapter of the BBWAA.

2015: Was an invite to Twins spring training for second straight season and was reassigned to minor league camp March 15...named Twins minor league Player of the Week May 3, hitting .423 (11-for-26) with one double, one home run, six RBI, nine runs scored, six walks and four stolen bases...hit second professional grand slam May 19 vs. Montgomery...had his contract selected by Minnesota June 14...named Southern League All-Star, but did not play in game due to promotion to Minnesota...made major league debut June 14 at Texas, starting in centerfield and batting ninth, going 0-for-4 with a run scored, the game-winning run in the ninth inning in a 4-3 Twins win...recorded first major league hit, June 15 at St. Louis, tripling off John Lackey, became the fourth Twin to ever triple for first major league hit, joining Jorge Polanco (June 27, 2014), Jimmie Hall (April 16, 1963) and Bernie Allen (April 10, 1962)...recorded first career stolen base June 21 vs. Chicago-NL...placed on 15-day Injured List June 26 with a left thumb sprain, an injury he suffered on June 23 vs. Chicago-AL, attempting to steal second base...named International League Player of the Week August 10-16, hitting .400 (14-for-35) with one triple, one home run, four RBI and seven runs scored in eight games...recalled by Minnesota August 20 when the Twins placed Aaron Hicks on the Injured List...recorded first career RBI August 22 at Baltimore, singling in Torii Hunter...hit first career home run September 27 at Detroit, a solo shot off Jose Valdez...named an outfielder on MLB.com Twins organization All-Star team...named second best prospect in the Southern League by *Baseball America* (teammate Miguel Sanó ranked first)...ranked top prospect, best hitter for average, fastest baserunner, best athlete, best defensive outfielder and best outfield arm in Twins system by *Baseball America*, entering 2016.

2014: Played in first career Twins spring training and was reassigned to minor league camp March 9, reporting to Single-A Ft. Myers...began season on 7-day Injured List with a sprained left wrist after diving for a fly ball in a minor league spring training game March 16; reinstated May 4...played in just five regular season games for the Miracle and was placed back on IL May 9 after re-aggravating his wrist diving for a fly ball; reinstated July 6...played one game for the Rock Cats in centerfield August 13 vs. Bowie; in that game collided with rightfielder Mike Kvasnicka, both diving for a ball, and Buxton suffered a concussion...placed on 7-day Injured List August 14, ending his season...played for Salt River in Arizona Fall League, hitting .263 (15-for-57) in 13 games; dove for a ball October 27 and fractured left middle finger ending his AFL season...named an outfielder on the AFL Top Prospect Team...named Twins top prospect, best hitter for average, fastest baserunner, best athlete, best defensive outfielder and best outfield arm in the Twins system by *Baseball America* entering 2015...named top prospect in baseball by MLB.com entering 2015.

2013: Named Twins minor league Player of the Month for April, hitting .392 (31-for-79) with five doubles, three triples, four home runs, 21 RBI, 25 runs scored and nine stolen bases in 22 games...hit first professional grand slam May 16 vs. Burlington...named Twins minor league Player of the Week June 14, hitting .406 (13-for-32) with three doubles, nine RBI and six runs scored in seven games...named a Midwest League Midseason All-Star...ranked top prospect in baseball at midseason by *Baseball America* and MLB.com...selected to play for the U.S. in the SiriusXM All-Star Futures Game at Citi Field in New York, going 0-for-2 with two strikeouts off the bench...named Florida State League Player of the Week July 29, hitting .333 (10-for-30) with three triples, three home runs, six RBI, eight runs scored and six walks in seven games for the Miracle...named Twins minor league Player of the Month for August, hitting .402 (35-for-87) with 20 walks, 16 stolen bases, 21 runs scored and a .523 on-base percentage in 26 games...also named August Player of the Month by Topps...combined to hit .334 (163-for-488) with 19 doubles, 18 triples, 12 home runs, 77 RBI, 109 runs scored and 55 stolen bases in 125 games between both levels...led all minor league full-season players in triples (18), second in runs scored (109), tied for sixth in OPS (.944), 10th in hits (163) and 12th in stolen bases (55)...named Postseason All-Star, Most Valuable Player and Prospect of the Year in the Midwest League by *Baseball America*...awarded with 54th annual J.G. Taylor Spink Award as Topps/Minor League Baseball's Player of the Year; at 19-years-old, he joined Mike Trout (2010), Delmon Young (2005) and Andrew Jones (1996) as only players to win the award as teenager...named to Topps/Minor League Baseball's Class-A All-Star Team...named Minor League Player of the Year by *Baseball America* after being named Minor League All-Star, High Class-A All-Star, Low-Class A Player of the Year and Low Class-A All-Star by same publication...was given the Sherry Robertson Award as Twins minor league Player of the Year...played in 12 games in the Arizona Fall League with Glendale Desert Dogs, hitting .212 (11-for-52) with one double, three home runs, eight RBI and 10 runs scored before being shutdown with a right shoulder strain...named to West Division Fall Stars Team...ranked number one on the Top 20 AFL Prospect List by *Baseball America*...named to AFL Top Prospects Team...named an outfielder on MiLB.com Twins organization All-Star team...named top prospect, best hitter for average, fastest baserunner, best athlete, best defensive outfielder and best outfield arm in Twins system by *Baseball America* entering 2014.

2012: Ranked top prospect in Gulf Coast League by *Baseball America*...ranked 10th best prospect in Appalachian League by *Baseball America*...ranked second best prospect in Twins organization by *Baseball America* entering 2013...ranked 19th best prospect in baseball by MLB.com and 10th best by *Baseball America* entering 2013.

PROFESSIONAL: Selected by Twins second overall in first round of 2012 First-Year Player Draft, the highest Twins draft pick since selecting Joe Mauer with the number one pick in the 2001 draft...was just the third second overall pick in Twins history, previous two being right-handed pitcher Adam Johnson in 2000 and first baseman Travis Lee in 1996...signed by scout Jack Powell.

BUXTON'S PLAYING RECORD

YEAR	CLUB	AVG	G	AB	R	H	2B	3B	HR	RBI	SH	SF	HBP	BB	SO	SB	CS	OBP	OPS
2012	GCL Twins	.216	27	88	17	19	4	3	4	14	0	0	3	11	26	4	3	.324	.790
	Elizabethton	.286	21	77	16	22	6	1	1	6	0	0	2	8	15	7	0	.368	.797
2013	Cedar Rapids	.341	68	270	68	92	15	10	8	55	3	3	1	44	56	32	11	.431	.990
	Ft. Myers	.326	57	218	41	71	4	8	4	22	0	1	2	32	49	23	8	.415	.887
2014	Ft. Myers	.240	30	121	19	29	4	2	4	16	0	0	3	10	33	6	2	.313	.718
	New Britain	.000	1	3	0	0	0	0	0	0	0	0	0	0	3	0	0	.000	.000
2015	Chattanooga	.283	59	237	44	67	7	12	6	37	0	4	1	26	51	20	2	.351	.840
	Rochester	.400	13	55	11	22	3	1	1	8	0	0	0	4	12	2	1	.441	.986
	MINNESOTA	.209	46	129	16	27	7	1	2	6	2	0	1	6	44	2	2	.250	.576
2016	Rochester	.305	49	190	41	58	11	3	11	24	0	2	3	14	58	7	0	.359	.927
	MINNESOTA	.225	92	298	44	67	19	6	10	38	4	3	3	23	118	10	2	.284	.714
2017	Rochester	.417	3	12	3	5	0	0	2	3	0	0	0	1	3	0	0	.462	1.378
	MINNESOTA	.253	140	462	69	117	14	6	16	51	5	2	4	38	150	29	1	.314	.728
2018	Ft. Myers	.000	1	4	0	0	0	0	0	0	0	0	0	0	0	0	0	.000	.000
	Rochester	.272	35	136	22	37	11	1	4	14	0	0	3	9	42	4	1	.331	.787
	MINNESOTA	.156	28	90	8	14	4	0	0	4	1	0	0	3	28	5	0	.183	.383
2019	Cedar Rapids	.500	1	2	1	1	1	0	0	0	0	0	0	1	1	0	0	.667	1.667
	MINNESOTA	.262	87	271	48	71	30	4	10	46	2	1	2	19	68	14	3	.314	.827
	Minor League Totals	.299	365	1413	283	423	66	41	45	199	3	10	18	160	349	105	28	.375	.875
	Major League Totals	.237	393	1250	185	296	74	17	38	145	14	6	10	89	408	60	8	.292	.706

BUXTON'S CAREER FIELDING RECORD

POSITION	PCT	G	PO	A	E	TC	DP	PB
Outfield	.990	386	1033	16	11	1060	3	—

BUXTON'S WILD CARD GAME RECORD

YEAR	OPPONENT	AVG	G	AB	R	H	2B	3B	HR	RBI	SH	SF	HBP	BB	SO	SB	CS	OBP	OPS
2017	New York-AL	.000	1	2	0	0	0	0	0	1	0	0	0	0	1	1	0	.000	.000

BUXTON'S PROFESSIONAL INJURED LIST HISTORY

DATES	INJURY	LEVEL
September 10-end of 2019 season	Left Shoulder Subluxation (Labrum)	Minnesota
August 3-September 1, 2019	Left Shoulder Subluxation (Labrum)	Minnesota
July 16-25, 2019	Concussion-like Symptoms	Minnesota
June 18-29, 2019	Right Wrist Contusion	Minnesota
July 31-August 14, 2018	Left Wrist Strain	Triple-A Rochester
July 13-27, 2018	Left Wrist Strain	Triple-A Rochester
May 30-July 2, 2018	Left Great Toe Fracture	Minnesota
April 15-May 10, 2018	Migraine Symptoms	Minnesota
July 15-August 1, 2017	Left Groin Strain	Minnesota
June 25-August 10, 2015	Left Thumb Sprain	Minnesota
May 9-July 6, 2014	Left Wrist Sprain	Single-A Ft. Myers
April 3-May 4, 2014	Left Wrist Sprain	Single-A Ft. Myers



60 JAKE CAVE



OUTFIELDER

H/W: 6-0/200 B/T: L/L
Opening Day Age: 27
Born: 12/4/1992 in Hampton, VA
Resides: Hampton, VA

Acquired: Trade with NYY, 3/16/18
M.L. Service: 1 year, 72 days
Options Used: 2 of 3
Contract Status: Signed thru 2020

PERSONAL: Andrew Jacob Cave...Twitter: @JakeCave8...Instagram: @jakecave8...graduated in 2011 from Kecoughtan (Va.) High School...as a senior, hit .627 with 16 extra-base hits and a .725 OBP...also pitched, going 6-3 with a 1.65 ERA and 101 strikeouts in 55.0 IP...named Co-Eastern Region "Player of the Year" in Virginia...was ranked by Perfect Game as the No. 25 player in the high school class of 2011...had committed to LSU prior to signing with the Yankees...participated in 2018-19 & 20 Twins Winter Caravan.

CAREER HIGHLIGHTS: Twins are third organization (New York-AL from 2011-15, '16 and Cincinnati from 2015-16)...traded to Minnesota for right-handed pitcher Luis Gil on March 16, 2018...made major league debut on May 19, 2018 vs. Milwaukee, and his first major league hit was homer off Freddy Peralta...given 2018 Bill Boni Award for Twins Most Outstanding Rookie...was a 2014 Florida State League Midseason and Postseason All-Star.

POSTSEASON CAREER: Made Postseason debut in Game 2 of the ALDS October 5, 2019 at New York, starting in left field, going 0-for-2 with a strikeout...started again in Game 3 in leftfield October 7 at Target Field, going 1-for-2 with a single off rightfield wall and strikeout.

2019:

- Made Twins Opening Day roster for first time in career as club's fourth outfielder.
- Had five different stints with the Twins (from Triple-A Rochester).
- Hit in 15-straight games for Triple-A Rochester May 24-June 7; hit .403 (25-for-62) with 10 doubles, two triples, one home run, 13 RBI, and 15 runs scored during the streak.
- Hit four doubles for Red Wings June 6 at Syracuse, the first International League player to do so since Kevin Pillar for Buffalo on June 26, 2013 at Gwinnett.
- Named Twins minor league Player of the Week June 9, hitting .417 (15-for-36) with seven doubles, two triples, one home run and nine RBI in eight games.
- Recorded first career multi-home run game on August 23 vs. Detroit...Miguel Sanó also hit two home runs that night, registering the 25th and 26th multi-HR games by a Twin in a season, surpassing the previous MLB record of 24, set by the 2018 Yankees, 1966 Braves and 1961 Yankees.
- Tied a career-long with an eight-game hitting streak from August 6-20, in which he batted .500/.533/.643 (14-for-28) with four doubles and five runs scored.
- Recorded second career multi-homer game August 29 at Chicago-AL, both solo shots.
- Hit .361 (22-for-61) with six doubles, five home runs, nine RBI and 13 runs scored in 21 August games.
- Hit the second of back-to-back home runs with C.J. Cron on Sept. 29 at Kansas City.
- After being recalled for fifth and final time on August 3, batted .304/.375/.564 (35-for-115) with eight doubles, two triples, six home runs and 16 RBI in 37 games.
- Played in 45 games (34 starts) in rightfield, 23 games (13 starts) in centerfield and 10 games (7 starts) in leftfield.
- Made Postseason debut in Game 2 of the ALDS October 5 at New York, starting in leftfield, going 0-for-2 with a strikeout...started again in Game 3 in leftfield October 7 at Target Field, going 1-for-2 with a single off rightfield wall and strikeout.

2018: Designated for assignment by New York-AL on March 12...traded to Minnesota for right-handed pitcher Luis Gil on March 16...optioned to Triple-A Rochester...recalled from Triple-A Rochester May 19 and made major league debut that night vs. Milwaukee, going 1-for-3 with two runs scored...first major league hit was a home run in the fourth inning off Freddy Peralta...is one of 12 players in club history to hit first career homer in first game as a Twin and one of 11 in first career game overall (Eric Fryer homered in first game as Twin in 2013 but spent time previously with Pittsburgh); first since Eddie Rosario in 2015...had three stints with Rochester: March 23-May 19, May 24-June 9, and June 14-June 25...in 59 games with the Red Wings, hit .269 (58-for-216) with 26 runs scored, nine doubles, one triple, six home runs, 26 walks, 55 strikeouts, 28 RBI and four stolen bases...had season-high eight-game hitting streak July 5-13, hitting .520 (13-for-25) during that span...recorded first career grand slam on August 25 vs. Kansas City in the second inning off Danny Duffy...walked three times in a game on August 26 vs. Oakland, first multi-walk game of his career...hit a home run in all three games in Texas series August 31-September 2 at Globe Life Park...hit .287 (62-for-216) with 10 home runs vs. right-handed pitching and .194 (13-for-67) with three home runs vs. left-handed pitching...hit .313 (42-for-134) in 43 home games and .221 (33-for-149) in 48 road games...led team in games played in centerfield with 70 (65 starts)...ranked tied for first among AL rookies Post-All-Star Break in games (65), fifth in homers (10) and RBI (33), and eighth in hits (51)...given Bill Boni Award for Twins Most Outstanding Rookie, voted upon by the Twin Cities Chapter of the BBWAA.

2017: Hit a combined .305 (124-for-406) with 66 runs, 26 doubles, five triples, 20 home runs in 103 games between Double-A Trenton and Triple-A Scranton/Wilkes-Barre...tied for the Yankees organizational lead and set a new career high with 20 home runs (previously 8 in 2016)...

CAREER HIGHS

Hits: 3, 5x, last 8/17/19 at TEX
RBI: 4, 8/5/18 vs. KC
HR: 2, 2x, last 8/29/19 at CWS
GS: 1, 8/5/18 vs. KC
SB: 1, 2x, last 9/11/18 vs. NYY
Hit-Strike: 8, 3x, last 8/6-20/19

WALK-OFF HITS/PA

None

MULTI-HR GAMES

8/23/19 vs. DET
8/29/19 at CWS



also ranked third in batting average (.305)...hit .343 (98-for-286) with 17 home runs vs. right-handed pitching...did not commit an error... was transferred to Scranton/Wilkes-Barre on June 6 and hit .324 (90-for-278) with 47 runs, 13 doubles, three triples, 15 home runs and 38 RBI in July 8 win vs. Lehigh Valley, going 3-for-3 with two runs, one double, one walk and one stolen base...earned International League Player of the Month honors for July after hitting .390 (41-for-105) with 25 runs, seven home runs, and 21 RBI in 26 games...was named International League Player of the Week for July 17-23 when he hit .577 (15-for-26) with six runs, two doubles, two home runs and 8 RBI in seven games...compiled a 19-game hitting streak from July 15-August 4, hitting .440 (33-for-75) with three doubles, one triple, six home runs, and 15 RBI; it was the second-longest hitting streak in the International League in 2017...following the season, was named an organization All-Star by MiLB.com... added to the Yankees' 40-man roster November 6.

2016: Was re-acquired by New York-AL from Cincinnati as a Rule 5 Draft on April 5...split the season between Double-A Trenton (New York-AL) and Triple-A Scranton/Wilkes-Barre, combining to hit .268 (114-for-426) with 59 runs, 26 doubles, nine triples, eight home runs and 55 RBI in 116 games...began the season by batting .288 (30-for-104) with 12 runs, eight doubles, three triples, three home runs and 17 RBI in 27 games with Trenton...was promoted to Scranton/Wilkes-Barre May 11 and hit .261 (84-for-322) with 18 doubles, six triples, five home runs and 38 RBI in 89 games...appeared in eight Postseason games with Scranton/Wilkes-Barre and hit .370 (10-for-27) with four runs, two doubles, one home run, four RBI and five walks...in 26 spring training games with Cincinnati, hit .255 (14-for-55) with six runs, one double, one triple, one home run, five RBI and 8 walks.

2015: Split the season between Double-A Trenton (New York-AL) and Triple-A Scranton/Wilkes-Barre and hit a combined .278 (147-for-529) with 72 runs, 25 doubles, six triples, two home runs, 39 RBI and 17 stolen bases in 132 games...hit .304 (123-for-405) vs. right-handed pitching... spent a majority of the season with Trenton, where he hit .269 (136-for-505) with 68 runs, 22 doubles, five triples, two home runs, and 37 RBI in 125 games...promoted to Scranton/Wilkes-Barre September 1 and hit .458 (11-for-24) with four runs, three doubles, one triple and two RBI in seven games...tied a career high with five hits on September 6 at Syracuse (5-for-5)...selected by Cincinnati in the first round of the Major League phase of the 2015 Rule 5 Draft December 10.

2014: Combined at Single-A Tampa (New York-AL) and Double-A Trenton to bat .294 (165-for-561) with 74 runs, 28 doubles, nine triples, seven home runs and 42 RBI in 132 games...tied for ninth among all minor leaguers in hits...started the season with Tampa, where he batted .304 (117-for-385) with 50 runs, 18 doubles, four triples, three home runs, 24 RBI and 10 stolen bases in 90 games...named a Florida State League Midseason and Postseason All-Star...ranked fourth in the FSL in batting average...had a pair of five-hit games: April 27 vs. Lakeland (5-for-5) and June 25 at Clearwater (5-for-6)...promoted to Trenton July 16 and hit .273 (48-for-176) with 24 runs, 10 doubles, five triples, four home runs, 18 RBI and 18 walks in 42 games.

2013: Spent the entire season with Single-A Charleston (New York-AL) where he hit .282 (132-for-464) with 69 runs, 37 doubles, six triples, two home runs, 31 RBI and 18 stolen bases in 115 games...ranked ninth among Yankees minor leaguers in batting average...tied for third in the South Atlantic League in doubles.

2012: Did not play due to injury.

2011: Made his professional debut with the GCL Yankees, appearing in one game (0-for-1) with one walk.

PROFESSIONAL: Selected by New York-AL in the sixth round of the 2011 First-Year Player Draft...selected by Cincinnati in the first round of the Major League phase of the 2015 Rule 5 Draft December 10, 2015, and re-acquired from the Reds as a Rule 5 Draft return on April 5, 2016.

CAVE'S PLAYING RECORD

YEAR	CLUB	AVG	G	AB	R	H	2B	3B	HR	RBI	SH	SF	HB	BB	SO	SB	CS	OBP	OPS
2011	GCL Yankees	.000	1	1	0	0	0	0	0	0	0	0	0	1	0	0	0	.500	.500
2012	DID NOT PLAY - INJURED																		
2013	Charleston	.282	115	464	69	131	37	6	2	31	4	4	8	40	110	18	9	.347	.748
2014	Tampa	.304	90	385	50	117	18	4	3	24	1	0	6	28	80	10	3	.354	.749
	Trenton	.273	42	176	24	48	10	5	4	18	2	0	3	18	44	2	3	.344	.798
2015	Trenton	.269	125	505	68	136	22	5	2	37	5	5	5	43	98	17	3	.330	.674
	Scranton/WB	.458	7	24	4	11	3	1	0	2	0	1	1	3	8	0	0	.517	1.184
2016	Trenton	.288	27	104	12	30	8	3	3	17	0	1	1	10	28	3	4	.353	.863
	Scranton/WB	.261	89	322	47	84	18	6	5	38	1	1	4	26	78	3	3	.323	.724
2017	Trenton	.266	31	128	19	34	13	2	5	18	1	1	0	10	33	1	0	.317	.832
	Scranton/WB	.324	72	278	47	90	13	3	15	38	0	0	1	18	82	1	3	.367	.921
2018	Rochester	.269	59	26	58	9	1	6	28	0	4	4	4	26	55	4	2	.352	.755
	MINNESOTA	.265	91	283	54	75	16	2	13	45	2	3	3	18	102	2	1	.313	.786
2019	Rochester	.352	48	196	37	69	18	4	7	39	0	3	0	15	50	5	0	.393	.984
	MINNESOTA	.258	72	198	28	51	11	2	8	25	0	1	8	21	71	0	0	.351	.805
	Minor League Totals	.289	706	2799	403	808	169	40	52	290	14	20	27	238	666	64	30	.348	.781
	Major League Totals	.262	163	481	82	126	27	4	21	70	2	4	11	39	173	2	1	.329	.795

CAVE'S DIVISION SERIES RECORD

YEAR	OPPONENT	AVG	G	AB	R	H	2B	3B	HR	RBI	SH	SF	HB	BB	SO	SB	CS	OBP	OPS
2019	New York-AL	.250	2	4	0	1	0	0	0	0	0	0	0	0	2	0	0	.250	.250

CAVE'S CAREER FIELDING RECORD

POSITION	PCT	G	PO	A	E	TC	DP	PB
Outfield	.976	153	282	8	7	297	2	—

CAVE'S PROFESSIONAL INJURED LIST HISTORY

DATES	INJURY	LEVEL
May 27-June 3, 2017	Concussion-like Symptoms	Double-A Trenton
April 6-29, 2017	Left Knee Surgery	Triple-A Scranton/Wilkes-Barre



79 GILBERTO CELESTINO



OUTFIELDER

H/W: 6-0/170 B/T: R/L
 Opening Day Age: 21
 Born: 2/13/1999 in Santo Domingo, DR
 Resides: Santo Domingo, DR

Acquired: Trade with HOU, 7/27/18
 M.L. Service: None
 Options Used: 0 of 3
 Contract Status: Signed thru 2020

PERSONAL: Gilberto Celestino Tiburcio...Instagram: @gilbert_celestino.

2019:

- Split season between Single-A Cedar Rapids and Single-A Ft. Myers, combining to hit .277 (133-for-480) with 28 doubles, three triples, 10 home runs, 54 RBI, 58 runs scored, 50 walks, a .349 on-base percentage and 14 stolen bases in 125 combined games.
- Named Twins minor league Player of the Week on three occasions, all three times while at Cedar Rapids: July 28 (.385, 3 2B, HR, 4 RBI, and 1.023 OPS), August 4 (.458, 2B, HR, 3 RBI and 1.144 OPS) and August 18 (.579, 3 2B, 2 HR, 5 RBI and 1.689 OPS).
- Set career-high with five hits for Kernels August 10 vs. Beloit.
- Finished season hitting .369 (58-for-157) with a .425 OBP and a .992 OPS in final 39 games from July 15 on.
- Promoted to Single-A Ft. Myers August 21 where he finished the season, playing in eight games for the Miracle.
- Played in 87 games (86 starts) in centerfield at both levels combined and 28 games (all starts) in rightfield.
- Ranked 20th-best prospect in Twins organization by MLB.com following the season.
- Added to Twins 40-man roster November 20.
- Named best defensive outfielder and best outfield arm by *Baseball America* following the season.

2018: Began the season with Single-A Tri-City (Houston)...named New York Penn League Player of the Week for the week of July 2-8, hitting .393 (11-for-28) with two doubles, three home runs and eight RBI...traded to Minnesota July 27 with RHP Jorge Alcalá in exchange for RHP Ryan Pressly, assigned to Rookie Elizabethton...combined at all three levels to hit .287 (70-for-244) with 12 doubles, five home runs, 34 RBI and 22 stolen bases...named *Baseball America* Short-Season All-Star from time with Tri-City.

2017: Played 59 games for Rookie Greenville (Houston), leading the club in hits (63), runs (38) and games...was second in stolen bases and third in RBI (24).

2016: Began professional career with DSL Astros and split season there and with GCL Astros, combining to hit .257 (49-for-191) with 12 doubles, four triples, two home runs, 19 RBI and 15 stolen bases in 56 games.

PROFESSIONAL: Originally signed by Houston as an undrafted free agent July 2, 2015; signed by scouts Oz Ocampo and Roman Ocumarez...traded to Minnesota along with right-handed pitcher Jorge Alcalá on July 27, 2018, in exchange for pitcher Ryan Pressly.

CELESTINO'S PLAYING RECORD

YEAR	CLUB	AVG	G	AB	R	H	2B	3B	HR	RBI	SH	SF	HB	BB	SO	SB	CS	OBP	OPS
2016	GCL Astros	.200	18	55	7	11	3	1	0	2	0	1	1	8	16	6	1	.308	.599
	DSL Astros Orange	.279	38	136	22	38	9	3	2	17	0	3	1	25	23	9	2	.388	.822
2017	Greenville	.268	59	235	38	63	10	2	4	24	1	2	1	22	59	10	2	.331	.709
2018	Corpus Christi	.000	3	8	0	0	0	0	0	0	1	0	0	0	5	0	0	.000	.000
	Tri-City	.323	34	127	18	41	8	0	4	21	0	1	4	10	25	14	0	.387	.868
	Elizabethton	.266	27	109	13	29	4	1	1	13	0	1	1	6	16	8	2	.308	.656
2019	Cedar Rapids	.276	117	450	52	124	24	3	10	51	0	1	4	48	81	14	8	.350	.759
	Ft. Myers	.300	8	30	6	9	4	0	0	3	0	1	0	2	4	0	0	.333	.767
Minor League Totals		.274	304	1150	156	315	62	10	21	131	2	10	12	121	229	61	15	.346	.746

CELESTINO'S PROFESSIONAL INJURED LIST HISTORY

DATES	INJURY	LEVEL
None		



45 JHOULYS CHACIN

NON-ROSTER INVITE

RIGHT-HANDED PITCHER

H/W: 6-3/215 B/T: R/R
 Opening Day Age: 32
 Born: 1/7/1988 in Maracaibo, VZ
 Resides: Scottsdale, AZ

Acquired: Signed as minor league free agent, 2/3/20
 M.L. Service: 9 years, 54 days
 Options Used: 3 of 3
 Contract Status: Signed thru 2020

PERSONAL: Jhoulys José Chacín Molina (pronounced JO-lees CHA-seen)...Twitter: @Jhoulys45...married to Alba...has a daughter, Niccole, and a son, Dominic...enjoys video games and spending time with his family.

CAREER HIGHLIGHTS: Twins are his ninth organization (Colorado 2006-14, Cleveland 2015, Arizona 2015, Los Angeles-AL 2016, Atlanta 2016, San Diego 2017, Milwaukee 2018-19, Boston 2019)...has made 30+ starts in a season four times in career (2011, 2013, 2017, 2018)...made third career Opening Day start in 2019 for Milwaukee...other Opening Day starts came in 2017 (San Diego) and 2013 (Colorado)...35 starts in 2018 with Milwaukee led the majors...participated in the 2009 SiriusXM Futures Game as a member of the World team...MLB Starting Pitcher of the Year in 2008 while pitching for Single-A Modesto.

POSTSEASON CAREER: Has made three career Postseason starts, all in 2018 with Milwaukee, going 2-1 with a 1.46 ERA (12.1 IP, 2 ER), nine strikeouts and a .200 opponent batting average...started Game 2 of the NLDS vs. Colorado; earned the win, holding his former team scoreless for 5.0 innings (3 H, 3 BB, 3 K)...next pitched in the NLCS against Los Angeles-NL; won Game 3 with another scoreless start (5.1 IP, 3 H, 2 BB, 1 BB, 6 K)...took the loss in deciding Game 7, permitting two runs on three hits (one home run), with one walk in 2.0 innings.

2019:

- Started on Opening Day for Milwaukee on March 28 vs. St. Louis, pitching 5.1 innings with seven strikeouts and garnered the win.
- Struck out a season-high eight batters in 6.0 innings of work on July 3 at Cincinnati...104 pitches were second-most on the season, and allowed just two earned runs.
- Held opposing batters to a .218 BAA in seven March/April starts.
- Final winning decision of the season came on April 30 after shutting out Colorado through 6.0 innings...made 18 more appearances (17 starts), but every performance was either a no decision or loss.
- Placed on Injured List with a right oblique strain on June 1, before being reactivated on June 18.
- Logged four quality starts on the season, each coming before the All-Star break.
- Placed on Injured List with a right back strain on July 25, before being reactivated on August 24.
- Released by Milwaukee on August 26.
- Signed by Boston on August 31, and made first start for Red Sox on September 6.
- Finished the season with 103.1 IP, marking the eighth time in his career he's eclipsed 100.0 IP in a season.

2018: Went 15-8 with a 3.50 ERA (192.2 IP, 75 ER) in a career-high 35 starts during his first season with Milwaukee...named Brewers Unsung Hero as voted on by members of the Milwaukee Chapter of the Baseball Writers Association of America...his 35 starts led the major leagues...made 30+ starts for the fourth time in his career...posted career highs in wins (15, T-6th in NL) and strikeouts (156)... Milwaukee went 23-12 in his starts...recorded a team-leading 12 quality starts, going 8-2 with a 1.53 ERA (76.2 IP, 13 ER) in those starts...held opponents to a .220 batting average, which ranked seventh in the National League...recorded a career-high six-game winning streak over 11 starts from April 20 to June 13, while posting a 2.69 ERA (63.2 IP, 19 ER); the team went 10-1 in his starts during this stretch...had a season-high 10 strikeouts over 7.0 innings in a 7-0 win on August 14 at Chicago-NL...marked the third double-digit strikeout game of his career...earned Brewers Pitcher of the Month for July (5 starts, 4-0, 2.64 ERA) and August (6 starts, 4-2, 3.79 ERA)...started the NL Central tie-breaker game on October 1 at Chicago-NL and allowed just one run on one hit (Anthony Rizzo solo HR) in 5.2 innings (2 BB, 3 K) and received a no decision in the Brewers' 3-1 victory...made three Postseason starts, going 2-1 with a 1.46 ERA (12.1 IP, 2 ER)...earned a 4-0 win in Game 2 of the NLDS vs. Colorado (5 IP, 3 H, 3 BB, 3 K)...earned a 4-0 win in Game 3 of the NLCS at Los Angeles-NL (5.1 IP, 3 H, 2 BB, 1 BB, 6 K)...took a 5-1 loss in Game 7 of the NLCS vs. Los Angeles-NL (2 IP, 3 H, 2 ER, 1 BB, 1 HR).

2017: Spent his lone season with San Diego, after signing on December 20, 2016...went 13-10 with a 3.89 ERA (180.1 IP, 78 ER) in 32 starts for the Padres, including his second-career Opening Day nod...his 13 wins and 153 strikeouts led the team...the team went 18-14 in his starts...produced 16 quality starts, tying Luis Perdomo for the team lead; went 10-3 with a 2.05 ERA (105.1 IP, 24 ER) in those starts...held opponents to a .235 batting average, which ranked ninth in the National League...tied for the major league lead in hit by pitches (14)...went 9-5 with a 2.93 ERA (116.2 IP, 38 ER) over his last 20 starts as opponents batted just .210...had a five-game winning streak over six starts from July 2-August 1, while posting a 2.02 ERA (35.2 IP, 8 ER)...prior to the season, pitched in the World Baseball Classic for Team Venezuela and went 0-1 with a 6.75 ERA (8.0 IP, 6 ER) in two games (1 start).

CAREER HIGHS

IP: 9.0, 2x, last 5/30/16 vs. DET
 SO: 12, 6/27/10 at LAA
 Walks: 7, 7/21/11 vs. ATL
 CG: 3x, last 5/30/16 vs. DET
 Low-Hit CG: 4, 5/30/16 vs. DET
 Win-Streak: 6, 4/20-6/13/18



MLB PITCHING LEADERS

BAA ON SLIDERS SINCE '09 (MIN. 1000 SLIDERS)	
1. Yu Darvish.....	.153
2. Patrick Corbin.....	.159
3. Chris Sale.....	.162
4. Jhoulys Chacin.....	.163

2016: Went 6-8 with a 4.81 ERA (144.0 IP, 77 ER) in 34 games (22 starts) between Atlanta and Los Angeles-AL...signed as a free agent with Atlanta on February 24...began the season at Triple-A Gwinnett, where he won his only start on April 7 at Norfolk, with 7.2 scoreless innings (5 H, 2 BB, 7 K, 1 HBP)...had his contract selected by Atlanta on April 12...went 1-2 with a 5.40 ERA (26.2 IP, 16 ER) in five starts with the Braves...the team went 2-3 in his starts, and he produced one quality start...was traded to Los Angeles-AL for LHP Adam McCreery on May 11...went 5-6 with a 4.68 ERA (117.1 IP, 61 ER) in 29 games (17 starts) with the Angels...with the Angels was 4-6 with a 4.97 ERA (88.2 IP, 49 ER) as a starter and 1-0 with a 3.77 ERA (28.2 IP, 12 ER) in relief...team went 8-9 in his starts...recorded six quality starts with Los Angeles-AL, going 2-1 with a 1.54 ERA (41 IP, 7 ER) in those starts...tossed his first complete game since 2011 in a 5-1 win on May 30 vs. Detroit and Justin Verlander (9.0 IP, 4 H, 1 ER, 1 BB); fanned 10 batters, marking his second career double-digit strikeout game...pitched for Caracas in the Venezuelan Winter League.

2015: Released by Colorado on March 25, after posting a 6.52 ERA (9.2 IP, 7 ER) in four spring appearances (2 starts)...signed as a free agent with Cleveland on April 15...went 1-3 with a 3.21 ERA (42.0 IP, 15 ER) in seven starts at Triple-A Columbus before he was released by Cleveland on June 18...signed with Arizona on June 20 and went 6-3 with a 3.22 ERA (86.2 IP, 31 ER) in 13 starts at Triple-A Reno...had a pair of major league stints with Arizona (Aug. 24-29 and Sept. 8-end of season)...went 2-1 with a 3.38 ERA (26.2 IP, 10 ER) in five games (4 starts) with the Diamondbacks...the team went 2-2 in his starts, and he produced two quality starts...pitched for Caracas in the Venezuelan Winter League.

2014: Spent the season with Colorado, except for rehab stints with Single-A Modesto and Triple-A Colorado Springs...went 1-7 with a 5.40 ERA (63.1 IP, 38 ER) in 11 starts for the Rockies...the team went 2-9 in his starts...produced five quality starts...began the season on the 15-day Injured List with a right shoulder strain; reinstated on May 4...went back on the 15-day Injured List from June 30-July 3 with right shoulder inflammation, retroactive to June 29...was transferred to the 60-day Injured List on July 4 and missed the remainder of the season.

2013: Went 14-10 with a 3.47 ERA (197.1 IP, 76 ER) in 31 starts with Colorado...his 14 wins tied for 10th in the National League; his career-high 197.1 innings and 126 strikeouts led the team...the Rockies went 17-14 in his starts...recorded a career-high 19 quality starts, which led the team; went 11-3 with a 1.70 ERA (132.2 IP, 25 ER) in those starts...made his first career Opening Day start on April 1 at Milwaukee and received a no decision in the 5-4 loss (6.2 IP, 3 H, 1 ER, 3 BB, 6 K, 1 HR)...was on the 15-day Injured List from April 21-May 4 with a left lower back strain, retroactive to April 20...went 3-0 with a 1.46 ERA in four starts prior to his stint on the Injured List (24.2 IP, 4 ER) and 11-10 with a 3.75 ERA (172.2 IP, 72 ER) in 27 starts after being reinstated...from June 11-July 4 had a five-game winning streak over five starts, posting a 2.10 ERA (34.1 IP, 8 ER) during this stretch...took a no-hitter into the seventh inning on August 28 vs. San Francisco, before allowing a two-out single to Brandon Crawford...earned a 5-4 win (7.0 IP, 1 H, 1 R, 0 ER, 2 BB, 9 K)...belted his first major league homer on Sept. 20 vs. Arizona, a two-run shot off Randall Delgado...participated in the World Baseball Classic for Team Venezuela and made his only appearance in relief on March 7 vs. the Dominican Republic (3.1 IP, 5 H, 4 ER, 3 BB, 3 K, 1 HR, 1 WP).

2012: Went 3-5 with a 4.43 ERA (69.0 IP, 34 ER) in 14 starts with Colorado...the team went 5-9 in his starts; produced three quality starts...was on the 15-day Injured List from May 6-Aug. 20 with right shoulder inflammation, retroactive to May 2...went 0-3 with a 7.30 ERA (24.2 IP, 20 ER) in five starts prior to his stint on the Injured List and 3-2 with a 2.84 ERA (44.1 IP, 14 ER) in nine starts after being reinstated...pitched for Caracas in the Venezuelan Winter League.

2011: Made his first career Opening Day roster...went 11-14 with a 3.62 ERA (194.0 IP, 78 ER) in 31 starts with Colorado...led the team in wins (11), innings pitched (194.0) and strikeouts (150)...the team went 13-18 in his starts...produced a team-leading 18 quality starts, going 8-6 with a 1.60 ERA (124 IP, 22 ER) in those starts...held opponents to a .231 batting average, which ranked seventh in the National League...tossed his first career complete game and shutout in a 5-0 victory on April 15 vs. Chicago-NL (9.0 IP, 6 H, 2 BB, 7 K)...notched his second complete game of the season in a 2-1 loss on August 11 at Cincinnati (8.0 IP, 6 H, 2 ER, 3 BB, 9 K).

2010: Entered the season as the fourth-best prospect in the Rockies organization according to *Baseball America*...went 9-11 with a 3.28 ERA (137.1 IP, 50 ER) in 28 games (21 starts) with Colorado, across two stints in the majors (April 27-July 24 and Aug. 17-end of season)...went 5-8 with a 4.04 ERA (82.1 IP, 37 ER) in 19 games (12 starts) during his first stint and 4-3 with a 2.13 ERA (55 IP, 13 ER) in 9 starts during his second stint...went 9-10 with a 2.98 ERA (126.2 IP, 42 ER) as a starter and 0-1 with a 6.75 ERA (10.2 IP, 8 ER) in relief...the team went 10-11 in his starts...produced 11 quality starts, going 9-2 with a 1.45 ERA (74.2 IP, 12 ER) in those starts...held opponents to a .227 batting average...earned his first major league win on May 2 at San Francisco, allowing just one hit (Matt Downs) over 7.0 scoreless innings in a 4-1 win (3 BB, 7 K)...collected a career-high 12 strikeouts over 6.0 innings in a 10-3 loss on June 27 at Los Angeles-AL...went 3-2 with a 1.51 ERA (35.2 IP, 6 ER) in seven starts at Triple-A Colorado Springs.

2009: Went 0-1 with a 4.91 ERA (11.0 IP, 6 ER) in nine games (1 start) during his first season with Colorado...had two stints with the team (July 24-Aug. 12 and Sept. 8-end of season)...made his major league debut on July 25 vs. San Francisco and tossed the ninth inning of an 8-2 win (1 BB, 2 K)...his first career strikeout was Nate Schierholtz...made his first major league start on Aug. 11 vs. Pittsburgh and took a 7-3 loss (2.2 IP, 1 H, 4 ER, 6 BB, 1 K, 1 WP)...went 9-8 with a 3.21 ERA (117.2 IP, 42 ER) in 22 starts between Double-A Tulsa (18 starts) and Triple-A Colorado Springs (4 starts)...named a Texas League Midseason and Postseason All-Star...pitched in the All-Star Futures Game at Busch Stadium, tossing a scoreless inning in relief for the World Team (1 BB, 2 K)...pitched for Caracas in the Venezuelan Winter League.

2008: Went 18-3 with a 2.03 ERA (177.2 IP, 40 ER) in 28 starts between Single-A Asheville (16 starts) and Single-A Modesto (12 starts) in the Colorado system...led all minor league pitchers with 18 wins...named a South Atlantic League Midseason and Postseason All-Star...earned California League Pitcher of the Week honors on July 7...also named the MLB.com Minor League Starting Pitcher of the Year.

2007: Went 6-5 with a 3.13 ERA (92.0 IP, 32 ER) in 15 starts at Rookie-Casper (Colorado)...led the Pioneer League in innings (92.0) and strikeouts (T-1st, 77)...named a Pioneer League Postseason All-Star.

2005-06: Began his professional career with the DSL Rockies...went 4-1 with a 1.49 ERA (72.2 IP, 12 ER) in 12 games (11 starts) for the DSL Rockies in 2006.

PROFESSIONAL: Originally signed by Colorado as an undrafted free agent, September 28, 2004.

CHACIN'S CAREER FIELDING RECORD

POSITION	PCT	G	PO	A	E	TC	DP	PB
Pitcher	.955	255	110	188	14	312	18	—

CHACIN'S BATTING RECORD

BATTING	AVG	AB	R	H	2B	3B	HR	RBI	SH	SF	HBP	BB	SO	SB	OBP	OPS
Career	.183	355	16	65	8	0	2	22	30	2	1	11	86	1	.209	.431

CHACIN'S PITCHING RECORD

YEAR	CLUB	W-L	ERA	G	GS	CG	SH	SV	IP	H	R	ER	HR	HB	BB	SO	WP	K/9	BAA
2006	DSL Rockies	4-1	1.49	12	11	1	1	0	72.2	60	20	12	4	6	18	67	4	8.3	.226
2007	Casper	6-5	3.13	15	15	0	0	0	92.0	85	45	32	5	2	26	77	6	7.5	.248
2008	Modesto	8-2	2.31	12	12	0	0	0	66.1	61	20	17	3	4	12	62	4	8.4	.247
	Asheville	10-1	1.86	16	16	2	0	0	111.1	82	30	23	3	12	30	98	8	7.9	.205
2009	COLORADO	0-1	4.91	9	1	0	0	0	11.0	6	6	6	1	0	11	13	2	10.6	.167
	Colorado Springs	1-2	3.77	4	4	0	0	0	14.1	11	7	6	2	0	13	11	0	6.9	.220
	Tulsa	8-6	3.14	18	18	1	0	0	103.1	87	45	36	10	7	35	86	5	7.5	.227
2010	COLORADO	9-11	3.28	28	21	0	0	0	137.1	114	64	50	10	9	61	138	4	9.0	.227
	Colorado Springs	3-2	1.51	7	7	0	0	0	35.2	27	10	6	1	2	17	34	0	8.6	.214
2011	COLORADO	11-14	3.62	31	31	2	1	0	194.0	168	87	78	20	4	87	150	7	7.0	.231
2012	COLORADO	3-5	4.43	14	14	0	0	0	69.0	80	35	34	10	2	32	45	3	5.9	.288
	Colorado Springs	1-1	2.63	2	2	0	0	0	13.2	10	4	4	1	0	5	5	0	3.3	.208
	Tulsa	0-1	6.00	2	2	0	0	0	9.0	9	6	6	1	0	2	7	0	7.0	.257
	Modesto	0-1	19.29	1	1	0	0	0	2.1	7	5	5	0	0	0	1	0	3.9	.583
2013	COLORADO	14-10	3.47	31	31	0	0	0	197.1	188	82	76	11	3	61	126	5	5.7	.253
2014	COLORADO	1-7	5.40	11	11	0	0	0	63.1	63	38	38	8	1	28	42	4	6.0	.265
	Colorado Springs	1-1	2.53	2	2	0	0	0	10.2	9	5	3	0	1	5	8	0	6.8	.220
	Modesto	0-2	8.59	2	2	0	0	0	7.1	8	7	7	1	0	3	4	0	4.9	.276
2015	ARIZONA	2-1	3.38	5	4	0	0	0	26.2	24	11	10	4	0	10	21	0	7.1	.240
	Reno	6-3	3.22	13	13	0	0	0	86.2	79	37	31	3	5	30	63	1	6.5	.248
	Columbus	1-3	3.21	7	7	0	0	0	42.0	39	17	15	3	0	15	25	4	5.4	.245
2016	LOS ANGELES-AL	5-6	4.68	29	17	1	0	0	117.1	124	64	61	10	5	47	92	8	7.1	.272
2016	ATLANTA	1-2	5.40	5	5	0	0	0	26.2	29	17	16	4	0	8	27	0	9.1	.274
	Gwinnett	1-0	0.00	1	1	0	0	0	7.2	5	0	0	0	1	2	7	0	8.2	.192
2017	SAN DIEGO	13-10	3.89	32	32	0	0	0	180.1	157	82	78	19	14	72	153	7	7.6	.235
2018	MILWAUKEE	15-8	3.50	35	35	0	0	0	192.2	153	83	75	18	11	71	156	5	7.3	.220
2019	MILWAUKEE	3-10	5.79	19	19	0	0	0	88.2	99	61	57	19	5	39	80	3	8.1	.282
	BOSTON	0-2	7.36	6	5	0	0	0	14.2	16	12	12	6	0	7	21	0	12.9	.267
Minor League Totals		77-87	4.03	255	226	3	1	0	1319.0	1221	642	591	140	54	534	1064	48	7.3	.233
American League Totals		5-8	4.98	35	22	1	0	0	132.0	140	76	73	16	5	54	113	8	7.7	.271
National League Totals		72-79	3.93	220	204	2	1	0	1187.0	1081	566	518	124	49	480	951	40	7.2	.243
Major League Totals		50-31	2.71	114	113	4	1	0	675.0	579	258	203	37	40	213	555	32	7.4	.246

CHACIN'S DIVISION SERIES RECORD

YEAR	OPPONENT	W-L	ERA	G	GS	CG	SH	SV	IP	H	R	ER	HR	HB	BB	SO	WP	K/9	BAA
2018	Colorado	1-0	0.00	1	1	0	0	0	5.0	3	0	0	0	0	3	3	0	5.4	.167

CHACIN'S LEAGUE CHAMPIONSHIP SERIES RECORD

YEAR	OPPONENT	W-L	ERA	G	GS	CG	SH	SV	IP	H	R	ER	HR	HB	BB	SO	WP	K/9	BAA
2018	Los Angeles-NL	1-1	2.45	2	2	0	0	0	7.1	6	2	2	1	0	3	6	0	7.4	.222

CHACIN'S WORLD BASEBALL CLASSIC RECORD

YEAR	CLUB	W-L	ERA	G	GS	CG	SH	SV	IP	H	R	ER	HR	HB	BB	SO	WP	K/9
2017	Venezuela	0-1	6.75	2	1	0	0	0	8.0	7	6	6	3	0	4	5	0	5.6
2013	Venezuela	0-0	10.80	1	0	0	0	0	3.1	5	4	4	1	0	3	3	1	8.1

CHACIN'S PROFESSIONAL INJURED LIST HISTORY

DATES	INJURY	LEVEL
July 25-August 24, 2019	Right Back Strain	Milwaukee
June 1-17, 2019	Right Oblique Strain	Milwaukee
June 29, 2014-end of season	Right Shoulder Inflammation	Colorado
March 21-May 4, 2014	Right Shoulder Strain	Colorado
April 20-May 5, 2013	Left Lower Back Strain	Colorado
May 2-August 21, 2012	Right Shoulder Inflammation	Colorado



62 DAKOTA CHALMERS



RIGHT-HANDED PITCHER

H/W: 6-3/175 B/T: R/R
 Opening Day Age: 23
 Born: 10/8/1996 in Snellville, GA
 Resides: Gainesville, GA

Acquired: Trade with OAK, 8/9/18
 M.L. Service: None
 Options Used: 0 of 3
 Contract Status: Signed thru 2020

PERSONAL: Dakota Reid Chalmers...Twitter: @DakotaChalmers...Instagram: @dakotachalmers...2015 graduate of North Forsyth High School in Cumming, GA...engaged to Mary Catherine...in his spare time, enjoys taking his dog to dog parks.

2019:

- Began season on Injured List with Single-A Ft. Myers, recovering from Tommy John surgery on right elbow.
- Went on rehab assignment July 2-22 with GCL Twins, appearing in five games.
- Reinstated from Injured List July 27.
- Made five starts for the Miracle from July 30-August 27, going 1-1, 3.38 ERA (21.1 IP, 8 ER) with 29 strikeouts.
- Combined to go 2-1, 3.63 ERA (34.2 IP, 14 ER) with 23 walks, 48 strikeouts and a .171 opponent batting average at both levels.
- Made six starts for Salt River in the Arizona Fall League, going 1-2, 5.09 ERA (17.2 IP, 10 ER) with 12 walks and 25 strikeouts.
- Added to Twins 40-man roster November 20.

2018: Appeared in just two games for Single-A Beloit (Oakland) in April before having to undergo Tommy John surgery on right elbow...acquired by Twins August 9, in exchange for pitcher Fernando Rodney.

2017: Spent entire season with Single-A Beloit (Oakland)...recorded 10 strikeouts and allowed one hit over 4.0 innings pitched April 17 at Kane County...placed on 7-day Injured List with a right forearm strain, ending his season.

2016: Spent second professional season with Single-A Vermont (Oakland)...led Lake Monsters staff in strikeouts (62) and ranked second in innings pitched (67.0).

2015: Began professional career with AZL Athletics, making 11 starts, eight of which were 2.0 innings.

PROFESSIONAL: Originally selected in third round (97th overall) by Oakland in 2015 First-Year Player Draft; signed by scout Jemel Spearman...traded to Minnesota in exchange for pitcher Fernando Rodney on August 9, 2018.

CHALMERS' PITCHING RECORD

YEAR	CLUB	W-L	ERA	G	GS	CG	SH	SV	IP	H	R	ER	HR	HB	BB	SO	WP	K/9	BAA
2015	AZL Athletics	0-1	2.66	11	11	0	0	0	20.1	15	9	6	0	1	17	18	3	8.0	.205
2016	Vermont	5-4	4.70	15	13	0	0	0	67.0	55	41	35	8	6	37	62	8	8.3	.217
2017	Beloit	2-2	4.34	10	5	0	0	0	29.0	15	14	14	1	5	29	47	8	14.6	.155
2018	Beloit	0-0	0.00	2	1	0	0	0	5.0	3	1	0	0	0	8	10	3	18.0	.150
2019	GCL Twins	1-0	4.05	4	4	0	0	0	13.1	8	7	6	0	2	8	19	0	12.8	.182
	Ft. Myers	1-1	3.38	5	5	0	0	0	21.1	12	10	8	0	0	15	29	3	12.2	.164
Minor League Totals		9-8	3.98	47	39	0	0	0	156.0	108	82	69	9	14	114	185	25	10.7	.193

CHALMERS' PROFESSIONAL INJURED LIST HISTORY

DATES	INJURY	LEVEL
June 14-July 27, 2019	Right UCL Surgery Recovery	Single-A Ft. Myers
April 23-end of 2018 season	Right UCL - Tommy John Surgery	Single-A Beloit
June 30-end of 2017 season	Right Forearm Strain	Single-A Beloit



82 SAM CLAY

NON-ROSTER
INVITE



LEFT-HANDED PITCHER

H/W: 6-2/190 B/T: L/L
Opening Day Age: 26
Born: 6/21/1993 in Knoxville, TN
Resides: Davenport, FL

Acquired: 4th RD, 2014 MLB Draft
M.L. Service: None
Options Used: 0 of 3
Contract Status: Signed thru 2020

PERSONAL: Samuel Thomas Hunter Clay...went 6-1, 2.91 ERA (80.1 IP, 26 ER) with 49 walks and 81 strikeouts in 54 appearances (1 start) in two seasons at Georgia Tech...as a sophomore in 2014, went 4-1 with eight saves, a 1.26 ERA (57.0 IP, 8 ER), 29 walks and 64 strikeouts while holding hitters to a .197 batting average in 31 appearances...his 1.26 ERA was the second best single-season mark in school history and he also tied the school record for fewest earned runs allowed in a season (8 ER)...named to the ACC Honor Roll in 2014...was a three-year letterwinner in baseball and four-year letterwinner in football at Buford (GA) High School...finished senior year going 6-2, 1.29 ERA with 102 strikeouts in 65.0 innings (14.1 K/9)...was named to ESPNU's 2012 All-State baseball team...won state football titles his freshman, sophomore and junior seasons as the team's quarterback.

2019:

- Divided the season between Double-A Pensacola and Triple-A Rochester, posting a combined 4-4 record and 3.25 ERA (69.1 IP, 25 ER), with 72 strikeouts, 28 walks and 10 saves in 45 appearances (1 start)...his 45 appearances tied for most among Twins minor league pitchers, while his 10 saves tied for third and his 22 games finished ranked third.
- Did not allow a homer in 69.1 innings pitched all season and has allowed only six longballs in 405.1 innings since his pro debut on June 20, 2014...his 0.13 HR/9 since 2014 is the lowest rate among all minor league pitchers in that span (min. 400.0 IP).

2018: Played the entire season with Double-A Chattanooga...went 2-6 with a 5.88 ERA (52.0 IP, 34 ER) in 34 games (1 start), with 36 walks and 61 strikeouts...missed time April 18-27 with left shoulder inflammation, his first career IL stint...28 of his 34 appearances lasted more than 1.0 inning.

2017: Began the season with Single-A Cedar Rapids...went 5-0 with a 2.18 ERA (33.0 IP, 8 ER), 18 walks and 36 strikeouts in 21 first-half appearances...named to the Florida State League Midseason All-Star team...transferred to Double-A Chattanooga August 7 and made three appearances before transferring back August 22...finished the season with the lowest opponent average (.190) among Florida State League relievers...recorded a 0.56 ERA (32.0 IP, 2 ER) over his final 20 appearances with the Miracle...six of his 11 earned runs allowed with the Miracle came in his first appearance on April 7 (0.2 IP).

2016: Began the season with Single-A Cedar Rapids...named Kernels Pitcher of the Month in April after going 2-0, 0.79 ERA in four starts...went 3-1, 1.10 ERA in first seven starts on the season...set a career high with nine strikeouts in 5.2 innings on May 6 and matched it on July 29 (5.0 IP)...named a Midwest League Midseason All-Star...transferred to Single-A Ft. Myers July 7...tossed first career complete game July 22, going 6.0 innings in a rain-shortened loss to Clearwater...rated as having the best curveball in the Twins organization by *Baseball America* following the season.

2015: Began the season with Single-A Cedar Rapids...made nine relief appearances before being transferred to Rookie-Elizabethton May 18...made three relief appearances, was put in the rotation and made seven starts for the E-Twins...transferred back to Cedar Rapids August 26 and made three starts for the Kernels to end the season.

2014: Began his professional career with Elizabethton...tied for the team lead with 19 appearances...posted a 13.66 K/9.0 IP rate...finished the season with eight scoreless appearances (16.0 IP), allowing just 12 hits and five walks while striking out 23.

PROFESSIONAL: Selected by the Twins in the fourth round of the 2014 First-Year Player Draft out of Georgia Tech...two-time Midseason All-Star with Cedar Rapids (2016) and Ft. Myers (2017)...signed by scout Jack Powell.

CLAY'S PITCHING RECORD

YEAR	CLUB	W-L	ERA	G	GS	CG	SH	SV	IP	H	R	ER	HR	HB	BB	SO	WP	K/9	BAA
2014	Elizabethton	2-1	5.59	19	0	0	0	0	29.0	35	20	18	0	4	17	44	10	13.7	.285
2015	Elizabethton	1-3	3.00	10	7	0	0	0	39.0	36	17	13	1	3	12	44	3	10.2	.245
	Cedar Rapids	0-3	4.32	12	3	0	0	0	33.1	36	19	16	2	2	26	29	6	7.8	.293
2016	Cedar Rapids	5-4	3.39	14	14	0	0	0	74.1	65	32	28	0	5	38	83	7	10.0	.240
	Ft. Myers	1-3	6.80	10	10	1	0	0	41.0	51	34	31	2	3	29	32	6	7.0	.315
2017	Ft. Myers	8-0	1.38	40	0	0	0	9	65.0	42	11	10	0	8	32	63	2	8.7	.190
	Chattanooga	1-0	15.43	3	0	0	0	0	2.1	2	4	4	0	0	13	4	2	15.4	.250
2018	Chattanooga	2-6	5.88	34	1	0	0	1	52.0	54	43	34	1	3	36	61	8	10.6	.266
2019	Pensacola	3-3	2.70	31	1	0	0	8	46.2	44	18	14	0	4	18	46	3	8.9	.259
	Rochester	1-1	4.37	14	0	0	0	2	22.2	26	12	11	0	2	10	26	2	10.3	.283
	Minor League Totals	24-24	3.97	187	36	1	0	20	405.1	391	210	179	6	34	231	432	49	9.6	.257

CLAY'S PROFESSIONAL INJURED LIST HISTORY

DATES	INJURY	LEVEL
April 18-27, 2018	Left Shoulder Inflammation	Double-A Chattanooga



36 TYLER CLIPPARD



RIGHT-HANDED PITCHER

H/W: 6-3/200 B/T: R/R
 Opening Day Age: 35
 Born: 2/14/1985 in Lexington, KY
 Resides: Tampa, FL

Acquired: Signed as free agent, 12/20/19
 M.L. Service: 10 years, 134 days
 Options Used: 3 of 3
 Contract Status: Signed thru 2020

PERSONAL: Tyler Lee Clippard...Twitter: @tylerclippard...Instagram: @tylerclippard36...graduated from J.W. Mitchell High School in New Port Richey, FL, in 2003...earned All-Conference and All-Sun Coast honors as a senior...committed to the University of South Florida before signing with the Yankees in 2003.

CAREER HIGHLIGHTS: Will be the 25th pitcher in MLB history to play for 10 franchises...he's played for nine of the 10 since 2015...appeared in 69 games in seven straight seasons (2010-16), and is one of just nine pitchers in Major league history to reach that number in seven different seasons: RHP Kent Tekulve (10), LHP Mike Myers (9) and LHP Mike Stanton (9) are the only pitchers with more such seasons...Myers (1996-2002) and LHP Buddy Groom (1996-2002) are the only other pitchers to make 69 appearances in seven consecutive seasons...no other pitcher has more than five such seasons since 2010...has appeared in 702 games since the start of 2010, the most in baseball...has 212 holds since 2010, second most in baseball (Tony Watson (217)...773.1 IP since the start of the 2009 season leads all major league relievers over that span...converted from a starter to a reliever in 2009 with Washington...made his MLB debut May 20, 2007, starting and earning the win for New York-AL at New York-NL (6.0 IP, 3 H, 1 ER, 3 BB, 6 K).

POSTSEASON CAREER: Has appeared in 14 career Postseason games with Washington and New York-NL, going 0-1 with a 4.26 ERA (12.2 IP, 6 ER)...**2015:** Appeared in eight games while pitching for New York-NL: two NLDS games vs. LAD, three games vs. Chicago-NL in LCS and three vs. KC in World Series, recording five holds overall...**2014:** Appeared in three games for Washington in NLDS against San Francisco, pitching 3.0 scoreless innings...**2012:** Appeared in three games for Washington in NLDS against St. Louis, allowing one run on one hit in 3.0 innings pitched.

2019:

- Signed by Cleveland February 23 on a minor league contract with an invite to spring training.
- Missed three weeks in spring training with a pectoral strain...had contract selected by Indians April 25.
- Earned his first win with Cleveland September 6 at Minnesota.
- Was the Opening Pitcher three times: June 5 vs. Minnesota (1.1 IP, 3 ER), August 7 vs. Texas (2.0 IP, 0 ER), and September 14 vs. Minnesota (2.0 IP, 2 ER).
- First batters faced were 5-for-48 (.104) in relief only, fourth lowest in AL.
- Held left-handed batters to a .123 batting average and right-handed batters to a .227 average...overall batters hit just .173 off him, the second best in the AL and fifth best in baseball...also finished 10th in relief ERA (2.38).

CAREER HIGHS

IP: 6.0, 2x, last 6/14/08 at SEA
 SO: 7, 2x, last 4/10/10 at NYM
 Walks: 5, 5/30/07 at TOR
 CG: --
 Low-Hit CG: --
 Save-Strike: 14, 5/22-7/1/12



MLB PITCHING LEADERS

RELIEVER BAA IN 2019

1. Brandon Workman, BOS.....	.123
2. Josh Hader, MIL.....	.155
3. Giovanni Gallegos, STL.....	.170
4. Tyler Webb, STL.....	.172
5. Tyler Clippard, CLE.....	.173

MLB PITCHING LEADERS

RELIEVERS WHIP IN 2019

1. Josh Hader, MIL.....	0.81
2. Yusmeiro Petit, OAK.....	0.81
3. Giovanni Gallegos, STL.....	0.81
4. Emilio Pagan, TB.....	0.83
5. Tyler Clippard, CLE.....	0.86

2018: Spent season with Toronto, finished tied for fourth in the American League in games pitched (73)...posted a 1.46 ERA (12.1 IP, 2 ER) in 13 April outings and recorded a 3.15 first-half ERA (45.2 IP, 16 ER) and finished the year with a 2.16 ERA (8.1 IP, 2 ER) in September...left-handed hitters batted just .210 (25-for-119) with an OPS of .597...batters also hit just .152 (16-for-105) with runners on and .164 (10-for-61) with RISP...his 11.1 strikeouts-per-9.0 IP in 2018 was the highest total of his career, just ahead of 2010's 11.07.

2017: Made 67 total appearances for three different clubs: New York-AL (40 games), Chicago-AL (11 games), Houston (16 games)...had saves for the Yankees (1), White Sox (2) and Astros (2), becoming the third major leaguer to save games for three teams in the same season, joining LHP Juan Pizarro in 1969 and RHP Ted Abernathy in 1970...also set a record with saves for six teams in three seasons and seven teams in a four-season span...pitched for the WBC Champion Team USA, going 1-0 with a 2.08 ERA (4.1 IP, 1 ER) in three relief outings...started the season with the New York Yankees and made 40 appearances with the club before being traded to the White Sox on July 18, in exchange for Todd Frazier (seven-player deal)...made just 11 appearances with Chicago before being acquired by the Astros on Aug. 13, in exchange for a PTBNL or cash considerations...remained on the Astros active roster through the remainder of the season.

2016: Signed by Arizona to a two-year contract on February 8, 2016...combined with Arizona and the Yankees to go 4-6 with three saves and a 3.57 ERA (63.0 IP, 25 ER) in 69 relief appearances...allowed just 1 ER over his first 19.0 IP (21 games) with the Yankees...acquired from Arizona in exchange for minor league RHP Vicente Campos on July 31...was added to the active roster on August 1...made his Yankees season debut in August 1 win at the Mets, tossing a scoreless seventh (1.0 IP, 1 H, 2 K)...was his first game with the Yankees since June 16, 2007 vs. the Mets at the original Yankee Stadium, his rookie season...his nine seasons between appearances for the Yankees marked the largest gap by a Yankee pitcher since Al Leiter's franchise-record 16 seasons between appearances in 1989 and 2005.

MLB LEADERS

PLAYERS WHO APPEARED IN 2019 TO HAVE PLAYED FOR 9 DIFFERENT TEAMS

Edwin Jackson.....	14
Fernando Rodney.....	11
Tyler Clippard, Jesse Chavez.....	9
Zach Duke and Erik Kratz	

2015: Acquired by Oakland from Washington in exchange for INF Yunel Escobar on July 14, 2015...began the season with the Athletics, going 1-3 with 17 saves and a 2.79 ERA (38.2 IP, 12 ER) in 37 relief appearances...acquired by the Mets from Oakland in exchange for RHP Casey Meisner July 27...in 32 relief outings with the Mets, went 4-1 with two saves and a 3.06 ERA (32.1 IP, 11 ER)...posted a 0.46 ERA (19.2 IP, 1 ER) in his first 20 games with the Mets from July 28-Sept. 4...made eight Postseason relief appearances for the NL champions, going 0-1 with a 6.75 ERA (6.2 IP, 5 ER).

2014: Went 7-4 with one save and a 2.18 ERA (70.1 IP, 17 ER) in 75 relief appearances with Washington...among NL relievers, was tied for fourth in games pitched, tied for fifth in wins, tied for eighth in innings pitched and ranked ninth in strikeouts (82)...named to his second career NL All-Star Team (0.2 IP)...made three Postseason relief appearances, tossing 3.0 scoreless innings in the NLDS vs. San Francisco (1 H, 1 BB, 2 K).

2013: Went 6-3 with a 2.41 ERA (71.0 IP, 19 ER) in 72 relief appearances with the Nationals...among NL relievers, ranked second in opponents' batting average (.152), third in opponents' on-base percentage (.238), tied for sixth in wins and ranked seventh in opponents' OPS (.517).

2012: Made 74 relief appearances for Washington, going 2-6 with a career-high 32 saves and a 3.72 ERA (72.2 IP, 30 ER)...ranked 10th among NL relievers in innings pitched and strikeouts (84)...converted 32-of-37 (86.5%) save chances...tied for seventh in the NL in saves and tied for ninth in save percentage...made his Postseason debut, allowing 1 ER in 3.0 IP over three NLDS relief appearances vs. St. Louis.

2011: Went 3-0 with a career-best 1.83 ERA (88.1 IP, 18 ER) in 72 relief appearances with Washington...his 104 strikeouts ranked second among major league relievers, trailing only Atlanta's Craig Kimbrel (127)...led NL relievers in innings pitched (91.0), ranked third in ERA and opponents' OBP (.228) and fifth in opponents' batting average (.162)...became the first reliever in Expos/Nationals franchise history with multiple 100K seasons (also 2010)...made his first career NL All-Star Team and earned the win in the 5-1 NL victory in Arizona on July 12 (0.1 IP, 1 H).

2010: Established career-highs in wins (11), games pitched (78) and strikeouts (112)...ranked second among major league relievers with 112 K, trailing only the Cubs' Carlos Mármol (138)...among NL relievers, was first in wins, second in innings pitched and eighth in appearances...marked the most wins by a major league reliever since Minnesota's Jesse Crain in 2005...19 decisions were most by an NL reliever since 2000...his 112 K were the third-highest strikeout total by a reliever in Expos/Nationals franchise history...earned first career major league save June 10 vs. Pittsburgh (1.0 IP, 1 H, 2 K).

MLB PITCHING LEADERS

HOLDS AMONG ACTIVES

1. Tony Watson.....	217
2. Tyler Clippard.....	215
3. Joe Smith.....	211
4. Luke Gregerson.....	189
5. Sergio Romo.....	178

2009: Converted from a starter to a reliever...ranked third in the NL and fifth among major league pitchers with a .172 opponents BA...his 2.69 ERA (60.1 IP, 18 ER) ranked 10th among NL relievers (min. 60.0 IP)...made his first career major league relief appearance June 25 vs. Boston, allowing 2 ER in 2.0 IP.

2008: Spent the majority of the season with Triple-A Columbus (Washington), going 6-13 with a 4.66 ERA (143.0 IP, 74 ER) and 125 K in 27 starts...ranked among International League leaders in starts (T-5th) and strikeouts (7th).

2007: Saw his first major league action with the Yankees...signed to a major league contract and selected to the Yankees 25-man roster on May 20 and made major league debut that night against at New York-NL, allowing 1 ER in 6.0 IP (3 H, 1 HR, 3 BB, 6 K) to earn the win...traded by the Yankees to the Nationals in exchange for right-handed pitcher Jonathan Albaladejo December 5, 2007.

2006: Spent entire season with Double-A Trenton (New York-AL)...led all Yankees minor leaguers in strikeouts (175)...led Eastern League in strikeouts and games started (28), ranked second in opponents batting average (.200), third in WHIP (1.04), fourth in innings pitched (166.1) and seventh in ERA (3.35)...threw the first 9.0-inning no-hitter in Thunder history on August 17 at Harrisburg...following the season, was rated by *Baseball America* as the Yankees seventh-best prospect.

2005: Spent most of the season with Single-A Tampa (New York-AL), going 10-9 with a 3.18 ERA (147.1 IP, 52 ER) in 26 games (25 starts)...named a Florida State League Mid-Season All-Star...following the season, was rated by *Baseball America* as the 10th-best prospect in the Yankees organization...was also rated as having the "Best Changeup" among Yankees minor leaguers.

2004: Spent the entire season with Single-A Battle Creek (New York-AL), going 10-10 with a 3.44 ERA (149.0 IP, 57 ER) and 145 K in 26 games (25 starts)...following the season, was rated by *Baseball America* as having the "Best Control" in the Yankees farm system for the second straight season.

2003: Made his professional debut, going 3-3 with a 2.89 ERA (43.2 IP, 14 ER) and 56 K in 11 games (five starts) with the GCL Yankees.

PROFESSIONAL: Originally selected by New York-AL in the ninth round of the 2003 First-Year Player Draft...Twins mark 10th different organization: New York-AL (2007, 2016-17), Washington (2008-14), Oakland (2015), New York-NL (2015), Arizona (2016), Chicago-AL (2017), Houston (2017), Toronto (2018) and Cleveland (2019).

CLIPPARD'S CAREER FIELDING RECORD

POSITION	PCT	G	PO	A	E	TC	DP	PB
Pitcher	.935	751	27	59	6	92	8	—

CLIPPARD'S BATTING RECORD

BATTING	AVG	AB	R	H	2B	3B	HR	RBI	SH	SF	HBP	BB	SO	SB	OBP	OPS
Career	.200	15	0	3	1	0	0	0	3	0	0	0	6	0	.200	.467



86 EDWAR COLINA

NON-ROSTER INVITE



RIGHT-HANDED PITCHER

H/W: 5-11/240 B/T: R/R
 Opening Day Age: 22
 Born: 5/3/1997 in Caracas, VZ
 Resides: Guarenas, VZ

Acquired: Signed as undrafted free agent, 9/29/15
 M.L. Service: None
 Options Used: 0 of 3
 Contract Status: Signed thru 2020

PERSONAL: Edwar Osnel de la Cruz Colina Orozco...born in Caracas, Venezuela and resides in Guarenas, east of the capital...learned English with the help of Dutch-born former teammate Taylor Clemensia...played for the Navegantes del Magallanes in the Liga Venezolana Beisbol in the 2016-17 and 2017-18 offseasons, going 1-1 with a 3.00 ERA (6.0 IP, 2 ER) in eight relief appearances.

2019:

- Divided the year between Single-A Ft. Myers (10 games/starts), Double-A Pensacola (7 games/4 starts) and Triple-A Rochester (2 games)...went a career-best 8-2 with a 2.96 ERA (97.1 IP, 32 ER) in 19 games (14 starts), with 102 strikeouts, 32 walks and a .229 opp. batting average.
- Struck out 100+ batters for the second consecutive season...his 264 strikeouts since the start of 2017 are fourth most among Twins minor league pitchers in that span, behind Lewis Thorpe (367), Sean Poppen (352) and Bryan Sammons (298).
- Opened the season on the 7-day Injured List with a back strain...made his season debut on May 6 and matched his career high with 10 strikeouts in 6.0 innings on May 14, in his second start of the campaign.
- Allowed one hit over a career-high-tying 8.0 innings on July 3, facing one batter over the minimum while striking out nine and walking one...earned the Florida State League Pitcher of the Week award for his effort, his first career minor league weekly honor.
- Promoted to Double-A Pensacola on July 11...tied his career high with 10 strikeouts over 7.0 innings on July 25 (3 H, 1 UER, 1 BB)...held opponents to a .194 batting average in 31.0 innings for the Blue Wahoos.
- Transferred to Triple-A Rochester on August 24, appearing in relief twice for the Red Wings before returning to Double A to end the year.

2018: Spent most of the year with Single-A Cedar Rapids, before earning a late-season promotion to Single-A Ft. Myers...compiled a 7-5 record and 2.63 ERA (109.1 IP, 32 ER) in 21 games (20 starts) across the two levels...his ERA ranked fourth in the organization (min. 60.0 IP), while his career-high 106 strikeouts tied for 10th most...2.48 ERA (98.0 IP, 27 ER) in Cedar Rapids was second best among Midwest League starters...on May 1, tossed the first 6.0 innings of a combined no-hitter for the Kernels, walking five and striking out two...named Twins Minor League Pitcher of the Week for the period of August 5-11...did not allow an earned run in 8.0 innings vs. Beloit in his one start that week, striking out eight batters while walking none...fanned 10 batters in back-to-back starts Aug. 13-19, his first career double-digit strikeout games.

2017: Spent the entire season with Rookie Elizabethton, appearing in 12 games (11 starts) for the E-Twins...finished the season with the fourth best ERA (3.34) and WHIP (1.30) in the Appalachian League, as well as the lowest opponent batting average (.219) and fourth fewest walks (29)...named an Appy League Postseason All-Star...on September 6, earned the win in Game 3 of the Appy League semifinals to send the E-Twins to the championship...tossed 6.2 shutout innings, allowing three hits and three walks, with three strikeouts.

2016: Made his professional debut with the DSL Twins, working a scoreless inning on June 6 vs. DSL Orioles2...struck out five batters over 4.0 innings (1 H, 3 R/1 ER) in his first pro start on June 9...earned his first win on July 2, holding the DSL Dbacks2 to one unearned run in 7.0 innings, with one walk and eight strikeouts...held opposing offenses to two runs or fewer in 12 of his 14 appearances.

PROFESSIONAL: Signed by the Twins as a non-drafted free agent out of Caracas, Venezuela on September 29, 2015...listed as the organization's No. 25-ranked prospect per MLB Pipeline entering the 2020 season...two-time award winner in his minor league career, netting Florida State League Pitcher of the Week honors on July 7, 2019 and being named to the 2017 Appalachian League Postseason All-Star squad.

COLINA'S PITCHING RECORD

YEAR	CLUB	W-L	ERA	G	GS	CG	SH	SV	IP	H	R	ER	HR	HB	BB	SO	WP	K/9	BAA
2016	DSL Twins	1-3	2.30	14	13	0	0	0	58.2	43	21	15	1	3	26	52	8	8.0	.200
2017	Elizabethton	3-5	3.34	12	11	0	0	0	59.1	48	26	22	6	5	29	56	6	8.5	.219
2018	Ft. Myers	0-1	3.97	2	2	0	0	0	11.1	13	5	5	1	0	3	11	1	8.7	.289
	Cedar Rapids	7-4	2.48	19	18	0	0	0	98.0	71	31	27	4	2	50	95	11	8.7	.200
2019	Ft. Myers	4-2	2.34	10	10	0	0	0	61.2	53	20	16	3	4	15	61	5	8.9	.232
	Pensacola	4-0	2.03	7	4	1	0	0	31.0	21	8	7	0	1	15	37	3	10.7	.194
	Rochester	0-0	17.36	2	0	0	0	0	4.2	8	9	9	1	1	2	4	0	7.7	.364
Minor League Totals		19-15	2.80	66	58	1	0	0	324.2	257	120	101	16	16	140	316	34	8.8	.216

COLINA'S PROFESSIONAL INJURED LIST HISTORY

DATES	INJURY	LEVEL
April 4-May 6, 2019	Radiculopathy, lumbar region, lower back	Single-A Ft. Myers



53 DANNY COULOMBE

NON-ROSTER
INVITE



LEFT-HANDED PITCHER

H/W: 5-10/190 B/T: L/L
Opening Day Age: 30
Born: 10/26/1989 in St. Louis, MO
Resides: Scottsdale, AZ

Acquired: Signed as minor league free agent, 12/20/19
M.L. Service: 2 years, 54 days
Options Used: 3 of 3
Contract Status: Signed thru 2020

PERSONAL: Daniel Paul Coulombe (pronounced KOO-lohm)...wife, Lauren...pitched at the University of Southern California for one year (2009) and South Mountain Community College for one year (2010) before transferring to Texas Tech, where he took a medical redshirt (2011) while recovering from Tommy John surgery and pitched one season (2012)...graduated from Chaparral High School (AZ), where he was named the 2008 4A State Player of the Year, a Louisville Slugger All-American, an ABCA/Rawlings Third-Team All-American and a *Baseball America* Third-Team All-American.

2019:

- Was a non-roster invite to New York-AL spring training and began season with Triple-A Scranton/Wilkes-Barre.
- Appeared in 16 games for the RailRiders, going 2-2, 5.16 ERA (22.2 IP, 13 ER) before being released on July 1.
- Signed by the Milwaukee organization July 11 and reported to Triple-A San Antonio.
- 8 of his 14 appearances with the Missions were scoreless, posting a 4.15 ERA (13.0 IP, 6 ER) with two walks and 18 strikeouts.
- Released by San Antonio August 29 and signed back to Scranton/Wilkes-Barre and appeared in one game, finishing his season.
- Combined to go 4-2, 4.71 ERA (36.1 IP, 19 ER) with 17 walks and 61 strikeouts in 31 games with both teams combined...held left-handed batters to a .211 average and right-handed batters to a .300 average.

2018: Made second career and consecutive Opening Day roster with Oakland, going 1-1 with a 4.56 ERA (23.2 IP, 12 ER) in 27 appearances over four stints with Oakland (March 27-April 20, April 27-June 13, June 22, September 1-3)...opponents hit .279 (24-for-86); LH: .317 (13-for-41), RH: .244 (11-for-45)...designated for assignment on September 3 and outrighted September 5...also pitched 23 games (1 start) for Triple-A Nashville, where he posted a 2-1 record with a 2.54 ERA (28.1 IP, 8 ER)...made his first start of his professional career on August 26 at Memphis (2.0 IP, 2 H, 1 BB, 1 K).

2017: Spent first full season in the major leagues with Oakland...ranked fifth in the AL with 72 appearances while going 2-2 with a 3.48 ERA (51.2 IP, 20 ER)...opponents hit .240 (46-for-192); left-handed batters .214 (22-for-103), right-handed batters .270 (24-for-89)...was scoreless in 57-of-72 games but pitched less than 1.0 IP in 42-of-72 outings.

2016: Began the season at Triple-A Nashville but had his contract selected by Oakland on May 10 and made 35 appearances over five major league stints...was 3-1 with a 4.53 ERA (47.2 IP, 24 ER) with Oakland while holding opponents to a .216 batting average (37-for-171); left-handed batters .227 (17-for-75), right-handed batters .208 (20-for-96)...set a career high in strikeouts...earned his first major league win on June 13 vs. Texas...threw a career-high 3.0 innings (0 H, 0 R, 1 BB, 4 K) August 5 vs. Chicago-NL...allowed a career-high four earned runs on both August 11 vs. Baltimore (1.0 IP) and September 2 vs. Boston (0.2 IP)...had a career-high five strikeouts on September 12 at Kansas City (2.0 IP)...in 20 games at Nashville, compiled a 1.08 ERA (25.0 IP, 3 ER).

2015: Split the season between the Los Angeles-NL and Oakland, logging a 5.63 ERA (16.0 IP, 10 ER) in 14 relief appearances...began the season in the Dodgers organization and had a 7.56 ERA (8.1 IP, 7 ER) in five games over five stints with Los Angeles-NL...yielded runs in all five outings...was designated for assignment by the Dodgers September 6 and acquired by Oakland September 10...compiled a 3.52 ERA (7.2 IP, 3 ER) in nine appearances for the A's...began the season and spent most of the year at Triple-A Oklahoma City, where he went 3-1 with one save and a 3.27 ERA (41.1 IP, 15 ER) in 38 relief appearances...was designated for assignment by Oakland on November 15 and outrighted on December 2.

2014: Saw his first major league action as a September call-up with the Dodgers, posting a 4.15 ERA (4.1 IP, 2 ER) in five relief appearances...had his contract selected September 16 and made his major league debut that night at Colorado, striking out his first batter faced (Rafael Ynoa) in a perfect inning...split the minor league season between Single-A Rancho Cucamonga and Double-A Chattanooga, going 3-0 with six saves and a 2.89 ERA (65.1 IP, 21 ER) in 49 relief appearances...his 12.67 K/9.0 IP ratio (92 K) ranked ninth in the minors (min. 60.0 IP)...following the season, pitched for Glendale in the Arizona Fall League and did not allow a run in four relief appearances (3.0 IP).

2013: Posted a 4-2 record with one save and a 4.05 ERA (66.2 IP, 30 ER) in 54 appearances with Single-A Rancho Cucamonga...ranked second in the California League among relievers with a .189 opponents' batting average...following the season, pitched for Mayaguez in the Puerto Rican Winter League and compiled a 2.00 ERA (9.0 IP, 2 ER) in 10 relief appearances.

2012: Combined to go 0-1 with a 3.20 ERA (25.1 IP, 9 ER) in 23 appearances with Rookie-level Ogden and Single-A Great Lakes in his first professional season...had a 13.14 K/9.0 IP ratio (37 K / 25.1 IP).

PROFESSIONAL: Was originally selected by Los Angeles-NL in the 17th round of the 2008 First-Year Player Draft but did not sign...drafted by Dodgers again in the 25th round of the 2012 Draft...acquired by Oakland from the Dodgers in exchange for cash considerations September 10, 2015...signed by New York-AL as a minor league free agent December 16, 2018...signed with Minnesota as a minor league free agent, December 20, 2019.

CAREER HIGHS

IP: 3.0, 8/5/16 vs. CHC
SO: 5, 9/12/16 at KC
Walks: 3, 3x, last 6/13/18 vs. HOU
CG: --
Low-Hit CG: --
Win-Streak: 2, 2x, last 6/16-7/29/17



COULOMBE'S PITCHING RECORD

YEAR	CLUB	W-L	ERA	G	GS	CG	SH	SV	IP	H	R	ER	HR	HB	BB	SO	WP	K/9	BAA
2012	Great Lakes	0-1	3.72	20	0	0	0	1	19.1	15	8	8	0	3	17	29	6	13.5	.217
	Ogden	0-0	1.50	3	0	0	0	0	6.0	3	2	1	0	0	1	8	1	12.0	.125
2013	Rancho Cucamonga	4-2	4.05	54	0	0	0	1	66.2	46	37	30	7	2	48	85	17	11.5	.189
2014	Rancho Cucamonga	3-0	3.05	31	0	0	0	5	44.1	33	16	15	3	1	17	61	8	12.4	.206
	Chattanooga	0-0	2.57	18	0	0	0	1	21.0	18	9	6	1	2	10	31	0	13.3	.231
	LOS ANGELES-NL	0-0	4.15	5	0	0	0	0	4.1	5	3	2	1	0	2	4	2	8.3	.250
2015	Oklahoma City	3-1	3.27	38	0	0	0	1	41.1	35	16	15	1	2	24	41	1	8.9	.276
	LOS ANGELES-NL	0-0	7.56	5	0	0	0	0	8.1	9	7	7	0	0	6	7	1	7.6	.265
2015	OAKLAND	0-0	3.52	9	0	0	0	0	7.2	8	3	3	0	0	3	4	1	4.7	.276
2016	Nashville	0-0	1.08	20	0	0	0	0	25.0	18	4	3	0	0	6	35	3	12.6	.200
	OAKLAND	3-1	4.53	35	0	0	0	0	47.2	37	24	24	6	0	17	54	3	10.2	.216
2017	OAKLAND	2-2	3.48	72	0	0	0	0	51.2	46	22	20	4	4	22	39	5	6.8	.240
2018	Nashville	2-1	2.54	23	1	0	0	0	28.1	30	11	8	3	4	6	28	1	8.9	.280
	OAKLAND	1-1	4.56	27	0	0	0	0	23.2	24	13	12	5	0	11	26	2	9.9	.279
2019	Scranton/Wilkes-Barre	3-2	5.01	17	0	0	0	1	23.1	26	13	13	5	4	15	43	1	16.6	.277
	San Antonio	1-0	4.15	14	0	0	0	0	13.0	13	7	6	4	1	2	18	3	12.5	.245
Minor League Totals		16-7	3.28	238	1	0	0	10	288.1	237	123	105	24	19	146	379	41	11.8	.222
Major League Totals		6-4	4.27	153	0	0	0	0	143.1	129	72	68	16	4	61	134	14	8.4	.242

COULOMBE'S CAREER FIELDING RECORD

POSITION	PCT	G	PO	A	E	TC	DP	PB
Pitcher	.960	143	8	16	1	25	0	—

COULOMBE'S BATTING RECORD

BATTING	AVG	AB	R	H	2B	3B	HR	RBI	SH	SF	HBP	BB	SO	SB	OBP	OPS
Career	.000	1	0	0	0	0	0	0	0	0	0	0	1	0	.000	.000

COULOMBE'S PROFESSIONAL INJURED LIST HISTORY

DATES	INJURY	LEVEL
April 10-May 14, 2019	Left Shoulder Strain	Triple-A Scranton/Wilkes-Barre

TWINS LONGEST GAMES BY TIME

9-INNING GAME

4:19 - July 23, 2017 vs. Detroit
 4:11 - July 23, 2016 at Boston
 4:10 - August 24, 2014 vs. Detroit
 4:08 - April 9, 2019 at New York-NL
 4:05 - July 25, 1987 at Toronto
 4:05 - September 22, 2019 vs. Kansas City
 4:02 - July 21, 2019 vs. Oakland
 4:01 - August 3, 2014 at Chicago-AL
 4:00 - June 4, 1992 at Texas
 4:00 - May 26, 1993 at Oakland
 4:00 - April 22, 2017 vs. Detroit
 4:00 - April 27, 2018 vs. Cincinnati
 4:00 - June 16, 2019 vs. Kansas City

EXTRA-INNING GAME

6:26 - May 28, 2017 vs. Tampa Bay (15 innings)
 5:56 - April 24, 2016 at Washington (16 innings)
 5:47 - May 12, 1972 vs. Milwaukee (22 innings)
 5:45 - May 17, 2002 at New York-AL (14 innings)
 5:45 - June 18, 2019 vs. Boston (17 innings)
 5:42 - June 27, 2019 vs. Tampa Bay (18 innings)
 5:40 - August 9, 1967 vs. Washington (20 innings)
 5:17 - September 6, 1969 at Oakland (18 innings)
 5:13 - April 18, 2018 vs. Cleveland (16 innings)
 5:11 - May 1, 2014 (2) vs. Los Angeles-AL (12 innings)
 5:09 - August 16, 2005 at Chicago-AL (16 innings)
 5:07 - July 3, 2009 vs. Detroit (16 innings)
 5:03 - July 23 vs. New York-AL (10 innings)



23 NELSON CRUZ



DESIGNATED HITTER

H/W: 6-2/230

B/T: R/R

Opening Day Age: 39

Born: 7/1/1980 in Las Matas De Santa Cruz, DR

Resides: Las Matas De Santa Cruz, DR

Acquired: Signed as free agent, 1/2/19

M.L. Service: 12 years, 82 days

Options Used: 3 of 3

Contract Status: Signed thru 2020

PERSONAL: Nelson Ramon Martinez Cruz Jr...Twitter: @ncboomstick23...Instagram: @ncboomstick23... resides in Las Matas De Santa Cruz, Dominican Republic...daughter, Giada...also has a son, Nelson David... both his parents were school teachers...played basketball for the Dominican Republic Junior National Team...was the recipient of the 2010 Harold McKinney Good Guy Award by Texas media...started the Boomstick Foundation to help his communities in the Dominican Republic and started same foundation in Minnesota...enjoys spending time with family and playing dominos...hosted a vitilla (game native to Dominican Republic - essentially stickball) clinic with RBI All-Stars in 2019...winner of the 2019 Carl R. Pohlad Award for Community Service...raised funds through the Big League Impact ALL WIN campaign in 2019, impacting the Education Center in Monte Cristi, DR...earned Media Good Guy Award from La Vida Baseball in 2019...named Star Tribune's 2019 Sportsperson of the Year.

CAREER HIGHLIGHTS: Has most home runs in baseball since 2014 (244)...has hit 401 career home runs over parts of 15 major league seasons with Milwaukee (2005), Texas (2006-2013), Baltimore (2014), Seattle (2015-18) and Minnesota (2019); 57th most homers in baseball history...recorded three home runs twice in a nine-game span in 2019, becoming the 23rd player in baseball history with multiple three-homer games in a season (first in Twins history), the first in MLB history with multiple after turning 39...reached 35-plus homers in 2019, the ninth player in baseball history to hit 35-plus in at least six consecutive seasons, joining Alex Rodriguez (11, 1998-2008), Sammy Sosa (10, 1995-2004), Jimmie Fox (9, 1930-40), Rafael Palmeiro (9, 1995-2003), Babe Ruth (7, 1926-32), Ralph Kiner (7, 1947-53), Adam Dunn (7, 2004-10) and Willie Mays (6, 1961-66)...with 41 HR in 2019, joined Hank Aaron (1963) and Barry Bonds (2003-04) as the only players to hit 40+ homers at age 39-or-older; became 26th player with four-plus seasons of 40+ HR... won Edgar Martinez Award for outstanding designated hitter of 2019...named the First Team DH on 2019's inaugural All-MLB Team...won the Calvin R. Griffith Award as Most Valuable Twin and Bob Allison Award for leadership in 2019; is the first Twin to win MVP, leadership award and community service award (Carl R. Pohlad) in the same season since the Allison Award was introduced in 2005...is the only player to hit 20-or-more home runs in each of last 11 seasons...named to AL All-Star team six times (2009, '13, '14, '15, '17 & '18), starting in two games ('14 & '15)...given Louisville Slugger Silver Slugger Award in 2015, '17 & '19... named Mariners MVP in 2017 and Orioles MVP in 2014...named AL Player of the Month April 2015...placed second in State Farm Home Run Derby in 2009 (Prince Fielder)...named AL Player of the Week six times in career (May 2010, May 2014, September 2014, April 2015, June 2018, July 2019).

POSTSEASON CAREER: Has appeared in two career World Series with Texas, losing both (2010 to San Francisco; 2011 to St. Louis)...has hit .287 (47-for-164) with 10 doubles, 17 home runs, 35 RBI, 33 runs scored, 16 walks, a .354 on-base percentage, a .659 slugging percentage and a 1.012 OPS in 44 career playoff games with Texas, Baltimore and Minnesota...his 1.012 OPS ranks fifth highest in history, trailing just Babe Ruth (1.214), Albert Pujols (1.030), George Brett (1.023) and Carlos Beltrán (1.021)...**2019:** played in three games for Twins in 2019 ALDS vs. New York-A-L, going 2-for-10 (.200) with one home run and four RBI... hit home run in second at-bat of Game 1 off James Paxton, 17th of his Postseason career...**2014:** hit .357 (10-for-28) with two home runs and seven RBI in seven games for Baltimore between the ALDS vs. Detroit and ALCS vs. Kansas City...**2012:** Went 2-for-4 in Wild Card Game vs. Baltimore, for Texas (loss)...**2011:** named ALCS MVP vs. Detroit, batting .364 (8-for-22) with two doubles, six home runs and 13 RBI; six HR and 13 RBI were most in any single playoff series...hit first Postseason walk-off grand slam in MLB history in 11th inning of Game 2 of ALCS vs. Detroit...also hit 3-run HR in 11th inning of Game 4 at Detroit, the first player ever with multiple extra-inning HR in a Postseason series...hit .200 (5-for-25) in World Series vs. St. Louis...**2010:** hit .317 (19-for-60) with 13 runs, seven doubles, six home runs and 11 RBI in playoffs...13 extra-base hits were tied for second-most ever in one Postseason, while seven doubles ranked tied for third most...hit safely in 15 of first 16 Postseason games, with 12-game hitting streak to begin playoffs, tied for third longest hit ever to begin a Postseason career...hit .200 (4-for-20) with two doubles, one home run and 13 RBI in five games vs. San Francisco in World Series.

2019:

- Was Twins Opening Day designated hitter March 28 vs. Cleveland; 13th career Opening Day roster.
- Hit Twins first home run of season, March 31 vs. Cleveland, a two-run shot off Carlos Carrasco; second straight season going deep off Carrasco in his season debut.
- Placed on 10-day Injured List with a left wrist strain May 17...played two games on rehab assignment with Single-A Ft. Myers and was reinstated June 3.
- Recorded seven multi-homer games on the season: April 20 at Baltimore, April 26 vs. Baltimore, June

CAREER HIGHS

Hits: 5, 7/5/14 at BOS
 RBI: 8, 2x, last 5/25/12 vs. TOR
 HR: 3, 2x, last 8/3/19 vs. KC
 GS: 9, last 7/23/16 at TOR
 SB: 3, 4/20/10 at BOS
 Hit-Strike: 21, 7/21-8/11/15

WALK-OFF HITS/PA

5/13/07 vs. LAA (HR)
 5/19/10 vs. BAL (SF)
 7/27/10 vs. OAK (HR)
 8/13/10 vs. BOS (HR)
 9/10/10 vs. NYY (HR)
 9/29/10 vs. SEA (K, WP)
 7/17/12 vs. MIN (2B)
 4/19/15 vs. TEX (1B)
 5/15/15 vs. BOS (1B)
 4/16/17 vs. TEX (1B)
 7/22/17 vs. NYY (1B)
 9/22/17 vs. CLE (HR)

MULTI-HR GAMES (34X)

9/4/06 at OAK
 7/28/07 at KC
 9/6/08 vs. BOS
 4/8/09 vs. CLE
 5/23/09 at HOU
 9/10/10 vs. NYY
 6/6/11 vs. DET
 8/26/11 vs. LAA
 6/23/12 vs. COL
 6/17/13 vs. OAK
 4/23/14 at TOR
 5/28/14 at MIL
 9/7/14 at TB
 4/13/15 at LAD
 4/19/15 vs. TEX
 5/2/15 at HOU
 7/22/15 at DET
 6/7/16 vs. CLE
 6/23/16 at DET
 7/23/16 at TOR
 9/25/16 at MIN
 8/6/17 at KC
 8/9/17 at OAK
 6/11/18 vs. LAA
 6/22/18 at BOS
 7/28/18 at LAA
 8/2/18 vs. TOR
 4/20/19 at BAL
 4/26/19 vs. BAL
 6/29/19 at CWS
 7/25/19 at CWS (3)
 8/3/19 vs. KC (3)
 8/6/19 vs. ATL
 9/19/19 vs. ATL



- 29 at Chicago-AL, July 25 (3) at Chicago-AL, August 3 (3) vs. Kansas City, August 6 vs. Atlanta and September 19 vs. Kansas City...the seven multi-home run games were the most in a single season by a Twin, passing Harmon Killebrew who had six in 1964.
- Homered in four straight games June 6-9, one game short of his career-long homer streak and one short of tying the club record.
 - Hit .303 (.27-for-89) with five doubles, nine home runs, 24 RBI, 13 walks, a .398 OBP, .663 SLG and 1.061 OPS in 22 June games...ranked fifth in the AL in slugging and seventh in OPS.
 - Was one of the three AL designated hitters on the All-Star Game "Starters Election" ballot, along with Hunter Pence (electee) and J.D. Martinez.
 - Hit 20th home run July 22 vs. New York-AL off CC Sabathia, becoming the only player to reach 20-plus homers in each season since 2009... became 34th player to hit 20-plus home runs in 11 consecutive seasons.
 - Hit three home runs July 25 at Chicago-AL, becoming ninth different Twin (11th different instance) to homer three times in a game, joining Harmon Killebrew (1963), Bob Allison (1963), Tony Oliva (1973), Justin Morneau (2007), Brian Dozier (2016), Max Kepler (2016 & 2019), Eddie Rosario (2017 & 2018) and Byron Buxton (2017).
 - Recorded another three-homer game nine days later August 3 vs. Kansas City...became 23rd player in baseball history with multiple three-homer games in a season (first in Twins history); the first in MLB history with multiple after turning 39...joined Doug DeCinces (August 3 & 8, 1982) and Johnny Mize (July 13 & 20, 1938) as the only players to homer three times within 10 days...the third home run was his 30th, setting a club record for home runs by a designated hitter, passing Chili Davis' 29 in 1991.
 - Named AL Player of the Week July 29, posting a slash line of .414/.485/1.172 with 10 runs, 12 hits, one double, seven home runs, 13 RBI and three walks in seven games.
 - Placed on 10-day Injured List August 9 with left wrist strain, an injury suffered during missed swing August 8 vs. Cleveland; reinstated August 19.
 - Hit .397 (.29-for-73) with six doubles, eight home runs, 27 RBI and a 1.253 OPS in 19 August games...ranked second in baseball in OPS during the month and fourth in batting average.
 - Went 4-for-5 with three doubles and one home run August 20 vs. Chicago-AL...became sixth Twin (7th instance) to have four extra-base hits in a game, first since Michael Cuddyer on September 21, 2005 at Oakland.
 - Hit 35th home run September 3 at Boston, marking his sixth straight season with 35-plus...became ninth player in baseball history to hit 35-plus in at least six consecutive seasons, joining Alex Rodriguez (11, 1998-2008), Sammy Sosa (10, 1995-2004), Jimmie Fox (9, 1930-40), Rafael Palmeiro (9, 1995-2003), Babe Ruth (7, 1926-32), Ralph Kiner (7, 1947-53), Adam Dunn (7, 2004-10) and Willie Mays (6, 1961-66).
 - Joined Max Kepler (36 HR) to form the second pair of teammates each with 35+ HR in franchise history, joining Bob Allison (35 HR) and Harmon Killebrew (45 HR) in 1963.
 - Had seventh multi-homer game of season September 19 vs. Kansas City, while collecting five RBI...marked his fifth different five-RBI game of the season, a Twins record (passed Jason Kubel, who had four in 2009).
 - Hit 39th home run September 20 vs. Kansas City...reached the 100 RBI mark in same game, joining Eddie Rosario as 10th set of teammates in club history to have 100-plus RBI, first since Jason Kubel (103) and Justin Morneau (100) in 2009.
 - Hit 40th home run of season and 400th of career September 22 vs. Kansas City, off Gabe Speier...became the third Twin to ever reach 40 home runs, joining Brian Dozier (2016) and Harmon Killebrew (1961, '62, '63, '64, '67, '69 & '70)...became third major league player to hit 40 homers at age 39 or older, joining Hank Aaron (1973) and Barry Bonds (2003 & '04)...became 26th player in baseball history with four-plus seasons of 40 home runs-or-more...became 57th player in baseball history to reach 400...became the ninth Dominican-born player to reach 400 homers, joining Albert Pujols, Sammy Sosa, Manny Ramirez, David Ortiz, Adrian Beltré, Vladimir Guerrero, Edwin Encarnación and Alfonso Soriano.
 - Finished the season with 41 home runs and 401 for his career, good for 57th in Major League Baseball history...began season with 360 career homers and during season, passed 28 players on baseball's all-time list, including Hall of Famers Joe DiMaggio, Ralph Kiner, Carlton Fisk, Tony Pérez, Orlando Cepeda, Jim Rice, Harold Baines, Johnny Bench and Al Kaline.
 - Hit 25 home runs after the All-Star break, the fourth-most post-ASG homers in Twins history, behind Killebrew (30 in 1962 and 28 in '63) and Dozier (28 in 2016).
 - Finished with a 1.031 OPS, tying the highest in Twins history with Joe Mauer's 2009 campaign, and was tied for third in Twins/Senators history, behind Goose Goslin's 1.057 in 1928 and Ed Delahanty's 1.040 in 1902.
 - His 41 home runs and 108 RBI all came as a designated hitter, setting Twins single-season records in both categories (passing Chili Davis' 29 homers at the position in 1991 and Paul Molitor's 100 RBI as a DH in 1996).
 - Slashed .354/.435/.734 in 62 games against the American League Central (84-for-237) with 25 home runs, 74 RBI and a 1.169 OPS.
 - Finished the year ranked second in slugging (.639) and OPS (1.031) in the American League, tied for second in 3-hit games (18), third in batting WAR (4.0), T-third in home runs (41), fourth in OBP (.392), T-fourth in average (.311) and seventh in RBI (108)...also ranked first in baseball in average exit velocity (93.7 MPH), hard hit percentage (51.5%) and barrels-per-plate appearance (12.5%) (min. 300 batted balls).
 - Played in three games in ALDS vs. New York-AL, going 2-for-10 (.200) with one home run and four RBI...hit home run in second at-bat of Game 1 off James Paxton, 17th of his Postseason career.
 - Was a finalist for the Hank Aaron Award; recipient was Milwaukee's Christian Yelich...named winner of Calvin R. Griffith Award for Most Valuable Twin, the Bob Allison Award for team leadership and the Carl R. Pohlad Community Service Award.
 - Earned Louisville Slugger® Silver Slugger Award for American League's top designated hitter, the third of career (2015 and '17); second Twins DH to win the award, joining Paul Molitor (1996)...along with catcher Mitch Garver, they became third set of Twins teammates to earn the award in same season, joining Mauer and Justin Morneau in both 2006 and '08.
 - Finished ninth in AL MVP voting, accumulating 62 voting points...tallied four fifth place votes, three sixth place votes, three seventh place votes, two eighth place votes, two ninth place votes and one 10th place vote.
 - Given Edgar Martinez Award for most outstanding Designated Hitter, the second of his career (2017) and third Twin to win the award (Chili Davis - 1991 & Paul Molitor - 1996)...also named First-Team Designated Hitter on inaugural All-MLB Team.

MLB ALL-TIME LEADERS

SLUGGING % FOR DESIGNATED HITTERS	
1. Travis Hafner, CLE, 2006649
2. Edgar Martinez, SEA, 1995640
3. Nelson Cruz, MIN, 2019639
4. David Ortiz, BOS, 2016630
5. David Ortiz, BOS, 2007629

2018: Spent fourth season with Seattle...homered in each of the Mariners' first two games of the season (March 29 off Corey Kluber and March 31 off Carlos Carrasco)...fourth time in his career that Cruz has homered in each of his club's first two games...became the first player in major league history to homer in each of his first two games of a season on four occasions...accomplished this feat in 2010 (TEX), 2011 (TEX), 2014 (BAL) and 2018 (SEA)...placed on 10-day Injured List with a sprained right ankle April 3 (retroactive to April 1); reinstated April 14...recorded his 1,500th career hit, an RBI-single, on June 16 vs. Boston...hit 20th home run of the season on June 22 vs. Boston, becoming the only player with at least 20 home runs in each of the last 10 seasons, dating back to 2009...named AL Player of the Week for June 18-24 (5th career honor), hitting .500 (12-for-24) with eight runs, two doubles, one triple, three home runs, eight RBI, two walks, a .538 on-base pct. and a 1.042 slugging pct. (1.580 OPS) in six games...hit .326 (31-for-95) with 20 runs, three doubles, one triple, 11 home runs, 24 RBI, 14 walks, a .418 on-base percentage and a .726 slugging percentage (1.144 OPS) in 26 June games...ranked first in the AL in June in slugging pct., first in OPS, tied for first in home runs, third in RBI, tied for sixth in runs, seventh in on-base pct. and 14th in average...earned his sixth career All-Star selection, his fifth in the last six seasons (also: 2009, 2013, 2014, 2015 and 2017)...drew a walk in his only plate appearance at the All-Star Game in Washington, D.C...recorded 1,000th career RBI with a solo home run on September 12 vs. San Diego...became the 11th active player to record at least 1,000 career RBI and the sixth player to record his 1,000th RBI in a Mariners uniform...hit his 35th home run of the 2018 season on Sept. 12 vs. San Diego, becoming only player in baseball to reach the 35-home run plateau in each of the last five seasons since 2014 and the fifth player in Major League history with at least five seasons of 35-or-more home runs at age-33 or older, joining Barry Bonds (6), Rafael Palmeiro (6), Hank Aaron (5) and Babe Ruth (5)...hit 21 home runs at Safeco Field, tied with Richie Sexson in 2005 for most home runs at Safeco Field in a single season...his 21 home runs at home were fifth-most in the AL/ninth-most in the majors...hit by a pitch 14 times, the fourth-most in the AL...had five home runs that were estimated at 440 feet or farther (Statcast), tied for third-most such home runs (also: Nolan Arenado-COL and Giancarlo Stanton-NYY); trailed only Trevor Story-COL (9) and Joey Gallo-TEX (7)...finished eighth in the AL in home runs (37), ninth in RBI (97), 11th in slugging pct. (.509) and 14th in OPS (.850).

TWINS/SENATORS ALL-TIME LEADERS	
SLUGGING % IN FRANCHISE HISTORY	
1. Nelson Cruz, MIN, 2019	.639
2. Goose Goslin, WAS, 1928	.614
3. Harmon Killebrew, MIN, 1961	.606
4. Ed Delahanty, WAS, 1902	.589
5. Joe Mauer, MIN, 2009	.587

2017: Led AL in RBI with 119...became the first Mariner to lead the AL in RBI since Bret Boone in 2001 (141 RBI)...named the Mariners Player of the Year by the Seattle chapter of the BBWAA...hit his 300th career home run on July 7 vs. Oakland; became the seventh player to hit his 300th career home run with the Mariners...made his fifth career All-Star appearance, going 0-for-2 in Miami...recorded his 100th home run as a Mariner on June 4 vs. Tampa Bay in his 362nd game with Seattle...led the American League with 59 RBI on the road...recorded 50 hits with runners in scoring position, second-most in the American League, trailing only teammate Robinson Canó (51)...nominated for the Heart and Hustle Award as well as the Hank Aaron Award...was a finalist for the Marvin Miller Man of the Year Award.

2016: Hit .287 (169-for-589) with 96 runs, 27 doubles, one triple, 43 home runs, 105 RBI, a .360 OBP and a .555 slugging percentage in 155 games with the Mariners...led the majors with 19 home runs vs. lefties...led in home runs on the road (26)...recorded a career-high 52 multi-hit games...on May 20 at Cincinnati, hit his 25th career home run...had 7 RBI on July 23 at Toronto, the third time in career with 7+ RBI vs. Toronto (also: 8 July 22, 2011 & May 25, 2010 w/ Texas); joined Hall of Famer Ralph Kiner as only two players in MLB history to drive in 7+ runs vs. single opponent at least three times...hit a 493-foot homer off Tyler Duffey September 24 at Minnesota; according to Statcast, was second-longest home run of 2016, trailing Miami's Giancarlo Stanton (504 ft.).

2015: Signed with Seattle in offseason...among AL leaders: second in HR (44), third in SLG (.566), fourth in OPS (.936), T-11th in multi-hit games (49), T-eighth in average (.302), T-12th in RBI (93), T-10th in XBH (67)...T-fifth in AL with 27 go-ahead RBI and T-7th with 14 game-winning RBI...led team in runs (90), home runs (44), RBI (93), walks (59), average (.302), on-base (.369) & slugging (.566)...became fourth player in Mariners history with 40-HR season: Ken Griffey Jr. (6), Jay Buhner (3), Alex Rodriguez (3)...second player to record 40-HR season during Safeco Field era (opened July 1999)...voted as starting DH for American League, fourth All-Star game selection (2009, 2013-2015) and second start (2014)...reached base safely in career-high 37 straight games July 18-August 27...extra-base hit in nine straight games July 31-August 9, second-longest streak in club history (Ken Griffey Jr., 10 July 19-29, 1993)...tied Jay Buhner (1996) for club record with 44 home runs by right-hander...hit MLB leading 27 home runs on road, T-third-most in club history behind Ken Griffey Jr. (29 in 1997), Alex Rodriguez (28 in 2000) & tied with Jay Buhner (1997)...named April AL Player of Month...named AL Player of the Week for April 13-19...hit 200th career home run April 13 at Los Angeles-NL...homered in five straight games July 31-August 4; fifth player in MLB history to homer in 5+ straight times in same season. Harmon Killebrew (1970 Twins), Frank Thomas (1994 White Sox), Barry Bonds (2001 Giants), Chase Utley (2008 Phillies).

2014: Led baseball with 40 home runs in first seasons with Baltimore...named Orioles MVP by members of Baltimore media...made AL All-Star Team for third time, earning first fan-elected start as DH with over 3-million votes...finished seventh in AL MVP voting (102.0 points)...named AL Player of the Week May 26-June 1 & Sept. 1-7...finished third in AL in RBI (108), extra-base hits (74) and total bases (322), sixth in slugging (.525)...set then single-season career-highs in plate appearances (678), runs (87), hits (166), home runs (40), RBI (108), walks (55), extra-base hits (74), and total bases (322) and tied career-high with 159 games played.

2013: Named AL All-Star for second time in career, hitting 27 HR in 109 games for Texas...ranked seventh in AL with 5.43 AB/RBI ratio (min. 400 AB)...on restricted list Aug. 5-Sept. 29 (50-game suspension-MLB-Joint Drug Prevention and Treatment Program)...reinstated for Wild Card, game #163, Sept. 30 vs. Tampa Bay.

2012: Ranked among AL leaders in doubles (4th, 45), extra-base hits (9th, 69), games (T10th, 159)...T8th in AL with nine OF assists...played for Cibao in Dominican Winter League, hitting .286 (12-for-42) in 11 games.

2011: Ranked among AL leaders in slugging (11th, .509) and home runs (T13th, 29)...hit home run every 16.38 at-bats, seventh-best in league...on 15-day IL, May 4-22 (strained left quad) and August 29-September 12 (strained left hamstring)...named ALCS MVP vs. Detroit, batting .364 (8-for-22) with two doubles, six home runs and 13 RBI; six HR and 13 RBI were most in any single playoff series...hit first Postseason walk-off slam in MLB history in 11th of Game 2 of ALCS vs. Detroit...also hit 3-run HR in 11th inning of Game 4 at Detroit, the first player ever with multiple extra-inning HR in a Postseason series...hit .200 (5-for-25) in World Series vs. St. Louis.

MLB BATTING LEADERS	
LONGEST HOME RUNS ACCORDING TO STATCAST SINCE 2015	
1. Trevor Story, COL.....	505, 9/5/18 vs. SF
2. Nomar Mazara, TEX.....	505, 6/21/19 vs. CWS
3. Giancarlo Stanton, MIA.....	504, 8/6/16 at COL
4. Kris Bryant, CHC.....	495, 9/6/15 vs. ARI
5. Aaron Judge, NYY.....	495, 6/11/17 vs. BAL
6. Nelson Cruz, SEA.....	493, 9/24/16 at MIN
Gary Sánchez, NYY.....	493, 8/22/17 at DET
Michael A. Taylor, WAS.....	493, 8/20/15 at COL

2010: Among AL players (400+ PA), ranked fifth in slugging (.576), sixth in batting (.318) and OPS (.950)...missed 51 games during over stints on 15-day IL: April 27-May 13 (right hamstring strain), May 29-June 21 (left hamstring strain) and August 15-29 (left hamstring strain)...named AL Player of the Week, May 17-23...hit .317 (19-for-60) and with 13 runs, seven doubles, six home runs and 11 RBI in playoffs...13 extra-base hits were T2nd-most ever in one Postseason, while seven doubles ranked tied-third-most...hit safely in 15 of first 16 Postseason games, with 12-game hitting streak to begin playoffs, tied for third longest streak ever to begin a Postseason career.

2009: In first full MLB season, led Texas in home runs (33) and slugging (.524)...tied for eighth in AL in home runs...selected to AL All-Star team as an injury replacement for Los Angeles-AL Torii Hunter...defeated by Prince Fielder in final round of State Farm All-Star Home Run Derby...on 15-day IL, August 4-18, with left ankle sprain...tied for 4th in AL with 11 OF assists.

MLB BATTING LEADERS	
HOME RUNS SINCE 2014	
1. Nelson Cruz.....	244
2. Mike Trout.....	223
3. Edwin Encarnacion.....	219
4. Nolan Arenado.....	217
5. J.D. Martinez.....	207
6. Khris Davis.....	205
7. Giancarlo Stanton.....	191

2008: Named Pacific Coast League MVP and Texas Tom Grieve Minor League Player of Year with Triple-A Oklahoma (Texas)...led minors with .693 slugging percentage and was 2nd in home runs (T4th, 37)...DFA'd on March 30 at end of spring, cleared waivers, and was outrighted to Triple-A April 3...won or shared Rangers Minor League Player of the Month honors in April, June, and July...named PCL All-Star...on MiLB IL, August 2-20, with strained right quad...selected by Texas on August 25 and started final 31 games in right field.

2007: Made first Opening Day roster with Texas...finished second in HR (15) with Oklahoma City despite playing in only 44 games.

2006: Split season between Triple-A Nashville (Milwaukee) and Texas...acquired by Texas in six-player trade with Milwaukee July 28...spent rest of season with Texas, hit .223 in 41 games...first MLB home run July 31 at Minnesota, a solo shot off Willie Eyre...2-HR game September 5 at Oakland, including inside-the-park HR...started for PCL in Triple-A All-Star Game.

2005: Named Brewers Robin Yount Performance Award for Minor League Player of Year...combined to hit .289 (132-for-456) with 27 HR and 81 RBI with Double-A Huntsville and Triple-A Nashville...MLB debut September 17 at Houston...had first major league hit September 28 vs. Cincinnati with double off Aaron Harang...eighth-best prospect in Brewers organization by *Baseball America*.

2001-04: Spent four seasons in Oakland organization...ranked 4th in Midwest League and A's farm system in home runs (20) in 2003.

1998-2000: Made his professional debut with the Mets affiliate in the Dominican Summer League...in 2000, with the Mets Eastern Division affiliate in DSL led league with 15 HR and 80 RBI in 69 games...traded by New York-NL to Oakland August 30, 2000.

PROFESSIONAL: Originally signed by New York-NL as non-drafted free agent on Feb. 23, 1998.

CRUZ'S PLAYING RECORD

YEAR	CLUB	AVG	G	AB	R	H	2B	3B	HR	RBI	SH	SF	HB	BB	SO	SB	CS	OBP	OPS
2001	AZL Athletics	.250	23	88	11	22	3	1	3	16	1	0	0	4	29	6	3	.283	.692
2002	Vancouver	.276	63	214	23	59	14	0	4	25	4	1	4	9	58	12	1	.316	.713
2003	Kane County	.238	119	470	65	112	26	2	20	85	1	6	9	29	128	10	5	.292	.722
2004	Sacramento	.231	4	13	4	3	1	0	1	2	0	0	0	1	7	0	0	.286	.824
	Midland	.313	67	262	51	82	14	2	14	46	0	0	1	26	69	8	3	.377	.919
	Modesto	.345	66	261	54	90	27	1	11	52	0	1	4	24	73	8	4	.407	.989
2005	Nashville	.269	60	208	33	56	13	0	11	27	0	0	8	30	62	9	4	.382	.872
	Huntsville	.306	68	248	45	76	19	0	16	54	0	3	4	31	71	10	3	.388	.965
	MILWAUKEE	.200	8	5	1	1	1	0	0	0	0	0	0	2	0	0	0	.429	.829
2006	Nashville	.302	104	371	68	112	22	1	20	73	0	4	6	42	100	17	6	.378	.907
	TEXAS	.223	41	130	15	29	3	0	6	22	0	1	0	7	32	1	0	.261	.645
2007	Oklahoma	.352	44	162	32	57	9	1	15	45	0	2	2	21	34	1	2	.428	1.125
	TEXAS	.235	96	307	35	72	15	2	9	34	1	1	2	21	87	4	4	.287	.671
2008	Oklahoma	.342	103	383	93	131	18	3	37	99	0	4	5	56	87	24	8	.429	1.123
	AZL Rangers	.250	1	4	1	1	1	0	0	1	0	0	0	2	1	0	0	.500	1.000
	TEXAS	.330	31	115	19	38	9	1	7	26	0	0	1	17	28	3	1	.421	1.030
2009	Oklahoma City	.000	3	10	0	0	0	0	0	0	0	0	0	1	5	1	0	.091	.091
	TEXAS	.260	128	462	75	120	21	1	33	76	0	2	2	49	118	20	4	.332	.856
2010	Oklahoma City	.211	5	19	1	4	1	0	0	4	0	1	0	2	5	0	0	.273	.536
	Frisco	.364	3	11	1	4	1	0	0	1	0	1	0	1	0	1	0	.385	.839
	TEXAS	.318	108	399	60	127	31	3	22	78	1	6	1	38	81	17	4	.374	.950
2011	Round Rock	.455	3	11	3	5	0	0	3	4	0	0	0	2	1	0	0	.538	1.811
	Frisco	.182	3	11	1	2	1	0	0	1	0	0	0	1	0	0	0	.250	.523
	TEXAS	.263	124	475	64	125	28	1	29	87	0	3	2	33	116	9	5	.312	.821
2012	TEXAS	.260	159	585	86	152	45	0	24	90	0	4	5	48	140	8	4	.319	.779
2013	TEXAS	.266	109	413	49	110	18	0	27	76	0	4	4	35	109	5	1	.327	.833
2014	BALTIMORE	.271	159	613	87	166	32	2	40	108	0	5	5	55	140	4	5	.333	.859
2015	SEATTLE	.302	152	590	90	178	22	1	44	93	0	1	5	59	164	3	2	.369	.936
2016	SEATTLE	.287	155	589	96	169	28	1	43	105	0	7	9	62	159	2	0	.360	.915
2017	SEATTLE	.288	155	556	91	160	28	0	39	119	0	7	12	70	140	1	1	.375	.924
2018	SEATTLE	.256	144	519	70	133	18	1	37	97	0	3	14	55	122	1	0	.342	.850
2019	Ft. Myers	.286	2	7	0	2	0	0	0	0	0	0	0	0	3	0	0	.286	.571
	MINNESOTA	.311	120	454	81	141	26	0	41	108	0	3	7	56	131	0	1	.392	1.031
	Minor League Totals	.297	741	2753	486	818	170	11	155	535	6	23	43	282	733	107	39	.369	.904
	American League Totals	.277	1681	6207	918	1720	323	13	401	1119	2	47	69	605	1567	76	32	.346	.873
	National League Totals	.200	8	5	1	1	1	0	0	0	0	0	0	2	0	0	0	.429	.839
	Major League Totals	.277	1689	6212	919	1721	324	13	401	1119	2	47	69	607	1567	76	32	.346	.873

CRUZ'S WILD CARD RECORD

YEAR	OPPONENT	AVG	G	AB	R	H	2B	3B	HR	RBI	SH	SF	HB	BB	SO	SB	CS	OBP	OPS
2012	Baltimore	.500	1	4	0	2	0	0	0	0	0	0	0	0	0	0	0	.500	1.000

CRUZ'S DIVISION SERIES RECORD

YEAR	OPPONENT	AVG	G	AB	R	H	2B	3B	HR	RBI	SH	SF	HB	BB	SO	SB	CS	OBP	OPS
2010	Tampa Bay	.400	5	20	5	8	2	0	3	3	0	0	0	0	6	1	0	.400	1.350
2011	Tampa Bay	.067	4	15	1	1	0	0	0	0	0	0	0	0	5	0	0	.067	.133
2014	Detroit	.500	3	12	4	6	0	0	2	5	0	0	0	0	3	0	0	.500	1.500
2019	New York-AL	.200	3	10	2	2	0	0	1	1	0	0	0	4	3	0	0	.429	.929
	Division Series Totals	.298	15	57	12	17	2	0	6	9	0	0	0	4	17	1	0	.344	.993

CRUZ'S CAREER FIELDING RECORD

POSITION	PCT	G	PO	A	E	TC	DP	PB
Outfield	.983	970	1962	51	34	2047	11	—

CRUZ'S LEAGUE CHAMPIONSHIP SERIES RECORD

YEAR	OPPONENT	AVG	G	AB	R	H	2B	3B	HR	RBI	SH	SF	HB	BB	SO	SB	CS	OBP	OPS
2010	New York-AL	.350	6	20	6	7	3	0	2	5	0	0	0	3	6	0	0	.435	1.235
2011	Detroit	.364	6	22	7	8	2	0	6	13	0	0	1	2	4	0	1	.440	1.713
2014	Kansas City	.250	4	16	1	4	1	0	0	2	0	0	0	2	2	0	0	.333	.646
League Championship Totals		.328	16	58	14	19	6	0	8	20	0	0	1	7	12	0	1	.409	1.254

CRUZ'S WORLD SERIES RECORD

YEAR	OPPONENT	AVG	G	AB	R	H	2B	3B	HR	RBI	SH	SF	HB	BB	SO	SB	CS	OBP	OPS
2010	San Francisco	.200	5	20	4	2	2	0	1	3	0	0	0	0	5	0	0	.200	.650
2011	St. Louis	.200	7	25	5	5	0	0	2	3	0	0	0	5	5	0	0	.333	.773
World Series Totals		.200	12	45	7	9	2	0	3	6	0	0	0	5	10	0	0	.280	.724

CRUZ'S ALL-STAR GAME RECORD

YEAR	HOST	AVG	G	AB	R	H	2B	3B	HR	RBI	SH	SF	HB	BB	SO	SB	CS	OBP	OPS
2009	St. Louis	DID NOT PLAY																	
2013	New York-NL	.000	1	1	0	0	0	0	0	0	0	0	0	1	0	0	0	.500	.500
2014	Minnesota	.000	1	2	0	0	0	0	0	0	0	0	0	0	1	0	0	.000	.000
2015	Cincinnati	.000	1	2	0	0	0	0	0	0	0	0	0	1	0	0	0	.000	.000
2017	Miami	.000	1	2	0	0	0	0	0	0	0	0	0	1	0	0	0	.000	.000
2018	Washington	.000	1	0	0	0	0	0	0	0	0	0	0	1	0	0	0	1.000	--
All-Star Game Totals		.000	5	7	0	0	0	0	0	0	0	0	0	2	3	0	0	.222	--

CRUZ'S WORLD BASEBALL CLASSIC RECORD

YEAR	CLUB	AVG	G	AB	R	H	2B	3B	HR	RBI	SH	SF	HB	BB	SO	SB	CS	OBP	OPS
2009	Dominican Republic	.273	3	11	2	3	0	0	1	1	0	0	0	--	3	0	0	.385	.930
2013	Dominican Republic	.303	8	33	3	10	4	0	6	0	0	0	--	5	0	0	.324	.748	
2017	Dominican Republic	.300	6	20	4	6	2	0	3	5	0	0	--	5	0	0	.417	1.267	
WBC Totals		.352	17	54	9	19	6	0	4	12	0	0	--	13	0	0	--	--	

CRUZ'S PROFESSIONAL INJURED LIST HISTORY

DATES	INJURY	LEVEL
August 9-19, 2019	Left Wrist Strain	Minnesota
May 14-June 3, 2019	Left Wrist Strain	Minnesota
April 1-14, 2018	Right Ankle Sprain	Seattle
August 29-September 13, 2011	Left Hamstring Strain	Texas
May 4-23, 2011	Right Quad Strain	Texas
August 15-30, 2010	Right Hamstring Strain	Texas
May 29-June 22, 2010	Left Hamstring Strain	Texas
April 27-May 14, 2010	Right Hamstring Strain	Texas
August 4-20, 2009	Left Ankle Sprain	Texas





68 RANDY DOBNAK



RIGHT-HANDED PITCHER

H/W: 6-1/230 B/T: R/R
Opening Day Age: 25
Born: 1/7/1995 in South Park, PA
Resides: Hedgesville, WV

Acquired: Signed as undrafted free agent, 7/28/17
M.L. Service: 53 days
Options Used: 0 of 3
Contract Status: Signed thru 2020

PERSONAL: Randy Travis William Dobnak (DOB-nack)...Twitter: @Dobnak...Instagram: @dobnak...wife Aerial...went undrafted out of Division II Alderson Broaddus University (WV) in 2017, joining the Utica Unicorns of the United Shore Professional Baseball League for six weeks prior to signing with the Twins on July 28, 2017...participated in 2020 Twins Winter Caravan.

CAREER HIGHLIGHTS: Made major league debut August 9, 2019 vs. Cleveland, pitching 4.0 scoreless innings of relief...recorded first major league win September 20 vs. Kansas City...received 2019 Jim Rantz Award for Twins minor league Pitcher of the Year.

POSTSEASON CAREER: Started Game 2 of the ALDS October 5, 2019 at New York-AL, allowing four runs on six hits in 2.0 innings pitched...became the fourth rookie pitcher in Twins history (6th occurrence) to start a Postseason game, 18th to ever pitch in one...prior to Dobnak, the last Twins rookie to start in the Postseason was Brian Duensing in 2009 in Game 1 of the ALDS at New York-AL...the two other rookies to start in the Postseason for the Twins: Boof Bonser (Game 2, ALDS vs. OAK in 2006) and Les Straker (3 starts in 1987, Game 1 in ALCS at DET, Game 2 in WS at/vs. STL).

2019:

- Made stops at three levels of the Twins minor league system, beginning with Single-A Ft. Myers, where he would allow one run over four starts (22.1 IP) for a 0.40 ERA.
- Promoted to Double-A Pensacola on May 2 where he went 4-2, 2.57 ERA (66.2 IP, 19 ER) over 11 games (10 starts).
- Made two stints with Triple-A Rochester, combining to go 4-1, 2.00 ERA (36.0 IP, 8 ER).
- Earned Twins minor league Pitcher of the Week for the week ending July 28 after making two starts with the Red Wings, going 2-0 with a 1.46 ERA (12.1 IP, 2 ER) with seven hits, a hit batsman, three walks and 10 strikeouts.
- Had contract selected by Minnesota August 8.
- Made major league debut August 9 vs. Cleveland, pitching 4.0 scoreless innings of relief...recorded first major league strikeout, fanning Roberto Pérez.
- Began career with 9.0 scoreless innings until allowing two runs in a start September 8 vs. Cleveland.
- Earned first major league win September 20 vs. Kansas City, allowing one run on three hits in 5.1 innings pitched.
- Pitched 6.0 with just one hit allowed September 25 at Detroit, becoming the second rookie in Twins/Senators franchise history to throw at least 6.0 innings while allowing no more than one batter to reach safely via hit, walk or hit-by-pitch...previous Twins pitcher was Camilo Pascual on September 14, 1954 at Cleveland...Minnesota's 5-1 win that night, paired with Cleveland's loss, allowed the Twins to clinch the AL Central division title.
- Left team following the game on Sept. 26 in Detroit to attend his wedding on September 28 in Maryland Line, MD.
- Started Game 2 of the ALDS October 5, 2019 at New York-AL, allowing four runs on six hits in 2.0 innings pitched...became the fourth rookie in Twins history (6th occurrence) to start a Postseason game, 18th to ever pitch in one...prior to Dobnak, the last Twins rookie to start in the Postseason was Brian Duensing in 2009 in Game 1 of the ALDS at New York-AL...the two other rookies to start in the Postseason for the Twins: Boof Bonser (Game 2, ALDS vs. OAK in 2006) and Les Straker (3 starts in 1987, 1 in ALCS at DET, 2 in WS at/vs. STL).
- Earned Jim Rantz Award for Twins minor league Pitcher of the Year after combining to go 12-4, 2.07 ERA (135.0 IP, 31 ER) in 24 games (21 starts) across three levels.
- Named starting pitcher on Twins MiLB.com organization All-Star team.

2018: Went 10-5 with a 3.14 ERA with Single-A Cedar Rapids, amassing 129.0 IP, 138 hits, 45 earned runs and an 84/25 SO/BB ratio...finished the year third in the MWL in ERA among qualifying pitchers, tied for third in wins and 10th in innings pitched.

2017: Only pitched in six games (4 starts) between Single-A Elizabethton and Single-A Cedar Rapids, going 2-0 with a combined 2.43 ERA (33.1 IP, 9 ER) and 23 strikeouts...signed with the Twins on July 28.

CAREER HIGHS

IP: 6.0, 9/25/19 at DET
SO: 6, 9/25/19 at DET
Walks: 2, 9/20/19 vs. KC
CG: --
Low-Hit CG: --
Win-Streak: 2, 9/20-present



AMATEUR CAREER: Spent six weeks playing for the Utica Unicorns of the United Shore Professional Baseball League prior to signing with Twins... in six games with the Unicorns, finished with a 3-0 record in 35.0 innings pitched while allowing just 22 hits, six walks, and had 29 strikeouts... had a 2.31 ERA and WHIP of just 0.80...in 2016 with Alderson-Broadus College, finished with a 7-3 overall record with five complete games... led the G-MAC in strikeouts with 89 and ranked 43rd in NCAA Division II in strikeouts...opponents hit just .246 against him and allowed only three home runs...prior to 2016 was named as a player to watch by *Collegiate Baseball Newspaper*...finished with two G-MAC Pitcher of the Week honors in 2016...was also named to the G-MAC First-Team All-Conference team as well as on the CCA All-Midwest region team...following season was named to the Rawlins All-Midwest Region team sponsored by the American Baseball Coaches Association...recorded one no-hitter against Bluefield State with one walk and finished fourth in the NCAA with eight complete games in 2015...during his freshman season, finished with a 6-1 record and two complete games finishing with a 2.02 ERA...gave up just one home run all season and finished with 9.47 strikeouts per game.

PROFESSIONAL: Signed by the Twins as an undrafted free agent on July 28, 2017; signed by scout Billy Milos.

DOBNAK'S PITCHING RECORD

YEAR	CLUB	W-L	ERA	G	GS	CG	SH	SV	IP	H	R	ER	HR	HB	BB	SO	WP	K/9	BAA
2017	Elizabethton	2-0	2.39	5	3	0	0	1	26.1	19	7	7	3	1	6	22	0	2.1	.198
	Cedar Rapids	0-0	2.57	1	1	0	0	0	7.0	6	2	2	0	0	1	1	0	1.3	.240
2018	Cedar Rapids	10-5	3.14	24	20	1	0	0	129.0	138	51	45	6	4	25	84	3	5.9	.274
2019	Ft. Myers	3-0	0.40	4	4	0	0	0	22.1	18	1	1	0	1	4	14	0	5.6	.225
	Pensacola	4-2	2.57	11	10	1	0	0	66.2	58	23	19	6	2	6	61	2	8.2	.231
	Rochester	5-2	2.15	9	7	0	0	0	46.0	28	12	11	0	2	18	34	3	6.7	.175
	MINNESOTA	2-1	1.59	9	5	0	0	1	28.1	27	9	5	1	3	5	23	0	7.3	.245
Minor League Totals		24-9	2.57	54	45	2	0	1	297.1	267	96	85	15	10	60	216	8	6.5	.239
Major League Totals		2-1	1.59	9	5	0	0	1	28.1	27	9	5	1	3	5	23	0	7.3	.245

DOBNAK'S DIVISION SERIES RECORD

YEAR	OPPONENT	W-L	ERA	G	GS	CG	SH	SV	IP	H	R	ER	HR	HB	BB	SO	WP	K/9	BAA
2019	New York-AL	0-1	18.00	1	0	0	0	0	2.0	6	4	4	0	0	2	0	0	0.0	.545

DOBNAK'S CAREER FIELDING RECORD

POSITION	PCT	G	PO	A	E	TC	DP	PB
Pitcher	.800	9	2	2	1	5	0	—

DOBNAK'S PROFESSIONAL INJURED LIST HISTORY

DATES	INJURY	LEVEL
April 12-22, 2018	Left Groin Strain	Single-A Cedar Rapids





24 JOSH DONALDSON



THIRD BASEMAN

H/W: 6-1/210 B/T: R/R
Opening Day Age: 34
Born: 12/8/1985 in Pensacola, FL
Resides: Tampa, FL

Acquired: Signed as free agent, 1/22/20
M.L. Service: 7 years, 15B days
Options Used: 3 of 3
Contract Status: Signed thru 2023 w/ club option for '24

PERSONAL: Joshua Adam Donaldson...Twitter: @BringerOfRain20...Instagram: @therealbor_20...nicknamed Bringer of Rain after TV series *Spartacus: Blood and Sand*; Spartacus, who is a gladiator, defeats the fighting legend Theokles which brings rain to a country during its current drought, at which point Spartacus was called "Bringer of Rain"...is good friends with tennis star Edina, Minnesota native Mardy Fish...started the Josh Donaldson Foundation, which helps underprivileged children as well as youth from singled parent homes with opportunities to participate in activities that offer access to sports, mentorships and positive life experiences...annually hosts a bowling tournament called BaseBOWL...in his three-year career at Auburn University, he hit 28 home runs and batted .307...selected as the third baseman for the NCAA All-Region Tournament Team in 2005...in 2006, he led the team with 10 home runs...in 2007, he led the Tigers with a .349 batting average and 54 RBI...went to high school at Faith Academy (Mobile, AL), where he was named AISA Player of the Year and Alabama Gatorade Player of the Year during his senior year.

CAREER HIGHLIGHTS: Signed the largest free agent contract in Twins franchise history, a four-year, \$92 million deal...named 2019 National League Comeback Player of the Year...three-time All-Star (2014-16), two-time Louisville Slugger Award winner (2015-16), 2015 American League Most Valuable Player and AL Player of the Month for September 2013...his 68 defensive runs saved since 2012 are third most among MLB third basemen in that span, behind Nolan Arenado-COL (117) and Manny Machado (89)...since his first full season in 2013, has six on-base streaks of at least 20 games, one of nine players in that span to do so, alongside: Shin-soo Choo (6 such streaks), Anthony Rendon (6), Paul Goldschmidt (6), Mookie Betts (7), Miguel Cabrera (7), Christian Yelich (8), Mike Trout (9) and Joey Votto (11)...also since 2013 ranks second in the majors in Wins Above Replacement to Trout, according to both Fangraphs (Donaldson-40.6, Trout-62.6) and Baseball Reference (Donaldson-43.6, Trout-61.5)...he also ranks among the MLB leaders in that span in walks (7th, 541), home runs (209, 10th), runs scored (617, 10th), RBI (608, 11th), extra-base hits (430, 11th), slugging pct. (.520, 11th) and OPS (.895, 13th)...enters 2020 as one of 27 active players with 200+ homers (219), 500+ walks (557) and 600+ RBI (645).

POSTSEASON CAREER: Has gone to the Postseason in seven of the last eight seasons (2012-14 with Oakland, 2015-16 with Toronto, 2018 with Cleveland, 2019 with Atlanta)...hit .260 (39-for-150) with 19 runs scored, 11 doubles, five home runs and 16 RBI in 39 career playoff games...has performed best in the Wild Card (4.00, 4-for-10, 2 G) and League Championship Series (.293, 12-for-41, 11 G) rounds...**2019:** appeared in all five games of the NLDS against St. Louis, going 3-for-19 (.158) with three RBI...two of his three hits went for extra bases (2B, HR)...**2016:** hit .417 (15-for-36) with six runs scored, six doubles, one homer and five RBI in nine games for Toronto in the Postseason, leading all qualified hitters in batting average and tying for fourth in extra-base hits (7)...**2012:** played in his first Postseason, hitting .294 (5-for-17) in five games in the ALDS vs. Detroit...after an 0-for in Game 1, hit safely in each of his last four games.

2019:

- Won the NL Comeback Player of the Year award...batted .259 (142-for-549) with 37 home runs, 94 RBI, 100 walks and 96 runs scored in his first career National League season, after signing a one-year contract with Atlanta on November 28, 2018.
- Became the 10th player (14th instance) with at least 30 doubles, 30 homers, 90 runs scored, 90 RBI and 100 walks in his age-33 season or older, and the first since Cincinnati's Joey Votto in 2017.
- Tied for 10th in MLB with a 50.0 Hard Hit Percent, according to Statcast (min. 100 batted ball events)...also ranked eighth with a 92.9 mph average exit velocity (min. 200 occurrences).
- Drew 100 walks for the second time in his career (also, 109 in 2016 with Toronto), the first triple-digit walk season for a Braves hitter since Chipper Jones in 2009 (101)...became one of seven players in the Atlanta-era of Braves history (1966-present) to walk 100 or more times in a season, joining Jones (1999, 2002, 2009), Jeff Burroughs (1978), J.D. Drew (2004), Darrell Evans (1973-75), Dale Murphy (1987) and Jimmy Wynn (1976).
- According to the Elias Sports Bureau, Donaldson's 37 home runs were the fifth-most homers hit by a player in his first season for the Braves in franchise history...the four higher are Andres Galarraga (44 in 1998), Davey Johnson (43 in 1973), Jeff Burroughs (41 in 1977) and Wally Berger (38 in 1930).
- His home run total ranked fourth in the Atlanta-era of single-season franchise history for third basemen...since 1966, when the Braves relocated to Atlanta, only Chipper Jones (45 in 1999 and 38 in 2001) and Darrell Evans (41 in 1973) hit more home runs in a season among third basemen.

CAREER HIGHS

Hits: 5, 9/9/14 at CWS
RBI: 6, 8/22/15 at LAA
HR: 3, 8/28/16 vs. MIN
GS: 5, last 9/28/18 at KC
SB: 2, 4/25/15 at TB
Hit-Strike: 12, 8/21-9/3/16

WALK-OFF HITS/PA

4/12/13 vs. DET (HR)
7/14/13 vs. BOS (1B)
9/17/13 vs. LAA (1B)
5/28/14 vs. DET (HR)
7/18/14 vs. BAL (HR)
9/21/14 vs. PHI (HR)
4/18/15 vs. ATL (HR)
5/26/15 vs. CWS (HR)
7/31/15 vs. KC (1B)
9/27/15 vs. TB (HR)
7/19/19 vs. WAS (1B)

MULTI-HR GAMES (20X)

4/24/14 at HOU
5/30/14 vs. LAA
8/12/14 at KC
4/17/15 vs. ATL
5/26/15 vs. CWS
8/18/15 at PHI
5/27/16 vs. BOS
7/5/16 vs. KC
8/3/16 at HOU
8/28/16 vs. MIN (3)
6/2/17 vs. NYY
8/8/17 vs. NYY
8/17/17 vs. TB
9/16/17 at MIN
9/17/17 at MIN
9/26/17 at BOS
4/21/19 at CLE
7/12/19 at SD
8/15/19 vs. NYM
8/25/19 at NYM



- Also became the fifth player in Braves franchise history to hit 35 home runs and draw 100 walks in a season, joining Chipper Jones (1999), Dale Murphy (1987), Darrell Evans (1973) and Eddie Mathews (1954-55, 1960).
- 29 of his 37 home runs came after June 10, when he was ejected after being plunked by Pittsburgh's Joe Mueggenburg...during that span, his total ranked third in the National League and fifth in the Majors, trailing Eugenio Suárez (35), Pete Alonso (32), Jorge Soler (31) and Nelson Cruz (30).
- Hit his 200th career home run on July 7 off Miami's Trevor Richards, becoming one of 37 active players to reach the 200-homer milestone...also recorded his 600th career RBI on July 12 at San Diego.
- Committed 13 errors in 148 games at third base, good for a .969 fielding pct. which ranked seventh among qualified third basemen...his 15 Defensive Runs Saved at third base led the NL and ranked second in MLB behind Matt Chapman-OAK (18), per Fangraphs...his 68 DRS since 2012 is third most among major league third basemen in that span, behind Nolan Arenado-COL (117) and Manny Machado (89).
- Ranked third among qualified third basemen with eight Outs Above Average, per Statcast, behind Arenado (17) and Chapman (14).

2018: Split the season between Toronto and Cleveland...went on the Injured List twice, first with right shoulder inflammation (4/11-5/3) and then with a left calf strain (5/29-9/11)...appeared in 36 games with Toronto and hit .234 (32-for-137) with five home runs before he was dealt to Cleveland 20 minutes before the August trade deadline...16 of his 32 hits with Toronto went for extra-bases (11 doubles, 5 homers)...homered in both games of a doubleheader on May 3 at Cleveland, his first two games after returning from the IL...became the 11th Toronto batter to homer in both games of a doubleheader...hit .320 (8-for-25) during a season-long seven-game hit streak from May 22-28, before going back on the IL on May 29...finished one home run shy of the Toronto record for most career homers by a third baseman (Kelly Gruber, 107)...began a rehab assignment in Single-A Dunedin on August 28, appearing in two games prior to the trade to Cleveland...placed on the 10-day IL on Sept. 3 (retroactive to Sept. 1) and began a rehab assignment that day with Triple-A Columbus, hitting a grand slam in his first game off Toledo's Warwick Saupold...made his Cleveland debut on Sept. 11 and appeared in 16 games with the Indians, hitting .280 (14-for-50, .920 OBP) with three home runs to end the season...overall with Cleveland, he made 12 starts at third base and two starts at DH...was 12-for-35 (.343) with a 1.020 OPS over his last 11 games to end the season (Sept. 19-30)...connected for his fifth career grand slam (second of the season) on Sept. 28 at KC...played in all three games of the ALDS against Houston, batting .091 (1-for-11) with a walk.

MLB LEADERS	
GAMES WITH 3+ RBI, 2013-PRESENT	
1. Edwin Encarnacion	86
2. Josh Donaldson	71
Nolan Arenado	71
4. J.D. Martinez	69
5. Nelson Cruz	68

TARGET FIELD LEADERS	
CAREER OPS (MIN. 80 AB)	
1. David Ortiz	1.292
2. Josh Donaldson	1.283
3. Jose Bautista	1.204
4. Manny Machado	1.116

2017: Was Toronto's everyday third baseman and hit 30-plus home runs for the third-straight year, becoming the only third baseman in Blue Jays history with multiple 30-plus homer seasons...18 of his 33 homers accounted for Toronto's first runs of the games...went on the IL for the first time in his career from April 14-May 26 with a right calf strain; played fewer than 155 games for the first time since 2012 (75 G)...made his first career start at shortstop on August 20 at Chicago-NL, became the first player to make his MLB debut as a catcher and later start at shortstop since 1971, when Ron Brand accomplished the feat with Montreal...led MLB with 15 home runs in the first inning...led the AL with 24 home runs after the All-Star Break, the second most in Toronto history (Bautista - 30 in 2010)...also ranked second in slugging pct. (.606), second in OPS (.992), fourth in RBI (53), fourth in walks (45) and sixth in total bases (154) after the break...matched his career-long streak with multiple hits in five-straight games Aug. 13-17...hit five homers over a three-game span, Sept. 15-17...his seven multi-homer games on the year set a career high.

2016: Followed his 2015 MVP campaign with his third consecutive All-Star selection...became the sixth player in AL history to score 80 runs and hit 20 home runs prior to the All-Star break (Lou Gehrig, 1936; Ted Williams, 1946; Reggie Jackson, 1969; Frank Thomas, 1994; Alex Rodriguez, 2000)...recorded an extra-base hit in five consecutive games June 14-18...hit .368 (35-for-95) in June, his highest monthly batting average in his career...had a career-high 12-game hitting streak from August 21-September 3, batting .378 (17-for-45) with 12 runs scored, one double, six homers and 12 RBI during the run...slugged a career-high three home runs Aug. 28 vs. Minnesota.

2015: Named the American League Most Valuable Player after batting .297 (184-for-620) with a career-high 41 homers...led the AL with 123 RBI and led the majors with 122 runs scored...became the second Blue Jay to win MVP (George Bell, 1987)...earned his second All-Star selection and was the top MLB vote-getter, collecting 14,090,188 total votes, a new all-time single-season voting record, surpassing Josh Hamilton's 2012 total of 11,073,744...marked his second consecutive fan-selected start, becoming the second AL third baseman to earn consecutive fan-elected starts with different teams, joining Wade Boggs (1992-BOS, 1993-NYY)...named Toronto's winner of the Heart and Hustle Award...was the fifth player to reach 100 RBI for the first time in a season while playing his first season with a team, joining: Babe Ruth (1920-NYY), Dave Kingman (1984-OAK), Miguel Tejada (2004-BAL) and Josh Hamilton (2008-TEX)...set a club record for most RBI by a Blue Jay in his first year with the team (123), surpassing Paul Molitor's 111 RBI in 1993...hit his first career leadoff home run in his first career start in the leadoff position on May 1 at Cleveland...homered in a career-best four-straight games from May 25-29...recorded 35 RBI in August, marking a new club record for most RBI in any month, also matched that month by Edwin Encarnacion...the duo of Donaldson and Encarnacion joined Babe Ruth and Lou Gehrig (June 1930/July 1931) as the only teammates with 10+ HR and 35+ RBI in the same month...recorded his 100th career homer on Sept. 7 at Boston, off Rick Porcello...hit his 41st home run of the year on Sept. 27 vs. Tampa Bay, his club record-setting third walk-off homer of the year...his career-best 57 multi-hit games tied for fourth in the majors.

2014: Earned his first major league All-Star selection in his final season with Oakland, starting third base for the AL...participated in the 2014 Home Run Derby and lost in a tiebreaker to teammate Yoenis Cespedes in the first round...finished eighth in the AL MVP voting...reached base safely in a career-best 29 consecutive games from April 6-May 7 (through the first game of a doubleheader), posting a .387 on-base pct. (36 H, 16 BB, 1 HBP) during the streak...had a career-long 0-for-33 streak, June 6-15...his 65 RBI prior to the All-Star break ranked seventh in MLB, while his 20 homers tied for seventh...set a career high with five hits (5-for-6) on Sept. 9 at Chicago-AL, doubling and driving in four runs.

2013: Batted .301 (174-for-579) with 37 doubles, 24 home runs, 93 RBI and 89 runs scored in 158 games with the A's, in his first full season in the majors...also recorded 56 multi-hit games, tied for fourth-most in the AL...finished fourth in the AL MVP voting...became the eighth player in Oakland history to hit at least .300 with 20 or more home runs and 90 or more RBI, and the first since Miguel Tejada in 2002...had an RBI in five-straight games May 14-18...earned AL Player of the Month for September, after hitting .337 (30-for-89) with 20 runs scored, eight doubles, five homers and 16 RBI in 25 games...had a then-career best 28-game on-base streak from Aug. 25-Sept. 23.

MLB LEADERS	
GAMES WITH 2+ HR, 2013-PRESENT	
1. Edwin Encarnacion	28
2. Giancarlo Stanton	26
Khris Davis	26
4. Nelson Cruz	25
5. Manny Machado	22
6. Josh Donaldson	20

2012: Converted from catcher to a third baseman during the spring of 2012...batted .153 (15-for-98) with one home run and seven RBI in 28 games over two stints with the A's prior to the All-Star Break...returned to Oakland in mid-August and hit .290 (51-for-176) with 11 doubles, eight

home runs and 26 RBI over his final 47 games...hit .335 (70-for-209) with 38 runs scored, 12 doubles, two triples, 13 homers and 45 RBI in 51 games for Sacramento between major league stints.

2011: Hit .261 (116-for-444) with 79 runs scored, 28 doubles, 17 homers and 70 RBI in 115 games for Triple-A Sacramento.

2010: Began the season with Triple-A Sacramento, hitting .269 (18-for-67) over his first 18 games...called up to the majors on April 30 and debuted with Oakland that day at Toronto...homered off Dana Eveland the next night (May 1) for his first hit, in his first start...recorded his first multi-hit game May 14 at Los Angeles-AL (2-for-4)...returned to Sacramento May 16, where he spent the remainder of the season...named a Midseason All-Star with Sacramento and an MiLB.com Organization All-Star.

2009: Spent the entire year with Double-A Midland, earning his first Midseason All-Star selection...hit .270 (123-for-455) with 67 runs scored, 37 doubles, one triple, nine homers and 91 RBI...ranked second in the A's organization in walks (80), tied for third in RBI, fourth in doubles, sixth in extra-base hits (47) and eighth in on-base pct. (.379) and OPS (.795).

2008: Began the year with Single-A Peoria, hitting .217 (51-for-235)...traded to Oakland July 8 and finished the season with Single-A Stockton...batted .330 (62-for-188) with 37 runs scored, 13 doubles, two triples, nine homers and 39 RBI in 47 games for the Ports...drafted as a catcher, but made two starts at first base and three at third for Stockton.

2007: Made his professional debut on June 27 for the AZL Cubs after signing on June 24...doubled in his second at-bat for his first career hit...played in four games for the AZL Cubs before he was transferred to Short-A Boise on July 2...hit .346 (56-for-162) for the Hawks to end the year, earning a *Baseball America* Short-Season All-Star nod.

PROFESSIONAL: Originally selected by Chicago-NL in the first round (48th overall) of the 2007 First-Year Player Draft out of Auburn University, as a supplemental pick for the loss of free agent Juan Pierre...signed by Cubs scout Bob Rossi...traded to Oakland on July 8, 2008 alongside RHP Sean Gallagher, OF Matt Murton and OF Eric Patterson in exchange for RHP Chad Gaudin and RHP Rich Harden...acquired by Toronto from Oakland on November 28, 2014 for INF Brett Lawrie, RHP Kendall Graveman, LHP Sean Nolin and INF Franklin Barreto.

DONALDSON'S PLAYING RECORD

YEAR	CLUB	AVG	G	AB	R	H	2B	3B	HR	RBI	SH	SF	HB	BB	SO	SB	CS	OBP	OPS
2007	Boise	.346	49	162	37	56	11	2	9	35	0	1	2	37	34	6	2	.470	1.075
	AZL Cubs	.182	4	11	1	2	2	0	0	0	0	0	0	2	4	0	1	.308	.671
2008	Stockton	.330	47	188	37	62	13	2	9	39	0	0	2	17	29	0	2	.391	.955
	Peoria	.217	63	235	27	51	13	0	6	23	0	0	2	17	41	7	1	.276	.625
2009	Midland	.270	124	455	67	123	37	1	9	91	3	2	1	80	92	7	2	.379	.795
2010	Sacramento	.238	86	294	52	70	14	1	18	67	0	7	2	45	79	3	1	.336	.812
	OAKLAND	.156	14	32	1	5	1	0	1	4	0	0	0	2	12	0	0	.206	.487
2011	Sacramento	.261	115	444	79	116	28	0	17	70	0	2	6	51	100	13	4	.344	.783
2012	Sacramento	.335	51	209	38	70	12	2	13	45	0	1	1	23	34	5	2	.402	1.000
	OAKLAND	.241	75	274	34	66	16	0	9	33	0	1	5	14	61	4	1	.289	.687
2013	OAKLAND	.301	158	579	89	174	37	3	24	93	1	6	6	76	110	5	2	.384	.883
2014	OAKLAND	.255	158	608	93	155	31	2	29	98	0	4	7	76	130	8	0	.342	.798
2015	TORONTO	.297	158	620	122	184	41	2	41	123	2	10	6	73	133	6	0	.371	.939
2016	TORONTO	.284	155	577	122	164	32	5	37	99	2	3	9	109	119	7	1	.404	.953
2017	Dunedin	.400	2	5	0	2	0	0	0	1	0	0	1	1	2	0	0	.571	.971
	TORONTO	.270	113	415	65	112	21	0	33	78	0	2	3	76	111	2	2	.385	.944
2018	Dunedin	.400	4	10	1	4	0	0	1	3	0	0	0	2	0	0	0	.500	1.200
	Columbus	.500	1	2	1	1	0	0	1	4	0	0	0	1	0	0	0	.667	2.667
	TORONTO	.234	36	137	22	32	11	0	5	16	0	1	0	21	44	2	0	.333	.757
	CLEVELAND	.280	16	50	8	14	3	0	3	7	0	0	0	10	10	0	0	.400	.920
2019	ATLANTA	.259	155	549	96	142	33	0	37	94	0	2	8	100	155	4	2	.379	.900
Minor League Totals		.276	546	2015	340	557	130	8	83	378	3	13	17	276	415	41	15	.366	.839
American League Totals		.275	883	3292	556	906	193	12	182	551	5	27	36	457	730	34	6	.367	.874
National League Totals		.259	155	549	96	142	33	0	37	94	0	2	8	100	155	4	2	.379	.900
Major League Totals		.273	1038	3841	652	1048	226	12	219	645	5	29	44	557	885	38	8	.369	.878

DONALDSON'S WILD CARD RECORD

YEAR	OPPONENT	AVG	G	AB	R	H	2B	3B	HR	RBI	SH	SF	HB	BB	SO	SB	CS	OBP	OPS
2014	Kansas City	.400	1	5	1	2	0	0	0	0	0	0	0	1	2	0	0	.500	.900
2016	Baltimore	.400	1	5	1	2	1	0	0	0	0	0	0	1	0	0	0	.400	1.000
Wildcard Totals		.400	2	10	2	4	1	0	0	0	0	0	0	1	3	0	0	.455	.955

DONALDSON'S DIVISION SERIES RECORD

YEAR	OPPONENT	AVG	G	AB	R	H	2B	3B	HR	RBI	SH	SF	HB	BB	SO	SB	CS	OBP	OPS
2012	Detroit	.294	5	17	1	5	1	0	0	0	0	0	0	1	4	0	0	.333	.686
2013	Detroit	.143	5	21	0	3	0	0	0	0	0	0	0	1	8	0	0	.182	.325
2015	Texas	.222	5	18	5	4	1	0	2	4	0	0	0	3	4	0	0	.333	.944
2016	Texas	.538	3	13	4	7	4	0	0	3	0	0	0	1	3	0	0	.571	.418
2018	Houston	.091	3	11	0	1	0	0	0	0	0	0	0	1	4	0	0	.167	.258
2019	St. Louis	.158	5	19	2	3	1	0	1	3	0	0	1	2	4	0	0	.273	.641
Division Series Totals		.232	26	99	12	23	7	0	3	10	0	0	1	9	27	0	0	.303	.697

DONALDSON'S LEAGUE CHAMPIONSHIP SERIES RECORD

YEAR	OPPONENT	AVG	G	AB	R	H	2B	3B	HR	RBI	SH	SF	HB	BB	SO	SB	CS	OBP	OPS
2015	Kansas City	.261	6	23	4	6	2	0	1	4	0	0	1	3	6	1	0	.370	.849
2016	Cleveland	.333	5	18	1	6	1	0	1	2	0	0	0	2	3	0	0	.400	.956
League Championship Totals		.293	11	41	5	12	3	0	2	6	0	0	1	5	9	1	0	.383	.895

DONALDSON'S CAREER FIELDING RECORD

POSITION	PCT	G	PO	A	E	TC	DP	PB
Catcher	.972	10	64	5	2	71	0	1
First Base	.867	5	11	2	2	15	3	—
Shortstop	1.000	5	4	3	0	7	0	—
Third Base	.958	953	757	1819	114	2690	196	—
Totals	.958	973	836	1829	118	2783	199	1

DONALDSON'S ALL-STAR GAME RECORD

YEAR	HOST	AVG	G	AB	R	H	2B	3B	HR	RBI	SH	SF	HB	BB	SO	SB	CS	OBP	OPS
2014	Minnesota	.000	1	2	0	0	0	0	0	0	0	0	0	0	1	0	0	.000	.000
2015	Cincinnati	.000	1	0	0	0	0	0	0	0	0	0	0	2	0	0	0	1.000	1.000
2016	San Diego	.000	1	1	0	0	0	0	0	0	0	0	0	0	0	0	0	.000	.000
All-Star Game Totals		.000	3	3	0	0	0	0	0	0	0	0	0	2	1	0	0	.400	.400

DONALDSON'S PROFESSIONAL INJURED LIST HISTORY

DATES	INJURY	LEVEL
September 1-11, 2018	Left Calf Strain	Cleveland
May 29-August 31, 2018	Left Calf Strain	Toronto
April 11-May 3, 2018	Right Shoulder Inflammation	Toronto
April 14-May 25, 2017	Right Calf Strain	Toronto
August 4-September 3, 2010	Left Knee Soreness	Triple-A Sacramento





21 TYLER DUFFEY



RIGHT-HANDED PITCHER

H/W: 6-3/220 B/T: R/R
Opening Day Age: 29
Born: 12/27/1990 in Houston, TX
Resides: Houston, TX

Acquired: 5th RD, 2012 MLB Draft
M.L. Service: 3 years 74 days
Options Used: 3 of 3
Contract Status: Signed thru 2020

PERSONAL: Tyler Blinn Duffey (pronounced DUFF-ee)...Twitter: @TheDoof13...Instagram: @thedoof13...switched uniform number from 56 to 21 in offseason of 2017-18 after Twins signed Fernando Rodney in 2018...2009 graduate of Bellaire (TX) High School...attended Rice University from 2010-12, where he went 11-5, 3.06 ERA (153.0 IP, 52 ER) with 55 walks and 189 strikeouts in 92 career games (1 start)...named MVP of the 2011 Conference USA championship...finished third in the league with 30 appearances and eighth with 76 strikeouts in 2011...led Rice with four saves as a freshman in 2010...participated in 2016 Twins Winter Caravan...enjoys playing video games in spare time, particularly Call of Duty and Battlefield...earned the nickname "Doof" by Latin teammates in Rookie Ball.

CAREER HIGHLIGHTS: Posted career-long 24.1 scoreless inning streak July 28-Sept. 28, 2019...recorded first career save August 21, 2017 at Chicago-AL...made major league debut in a start August 5, 2015 at Toronto...garnered first major league win August 15, 2015 vs. Cleveland...was 16th best prospect in Twins system by *Baseball America* entering 2015...named 2013 Midwest League Midseason All-Star.

POSTSEASON CAREER: Appeared in two games for Twins in 2019 ALDS vs. New York-AL...pitched 1.0 scoreless inning with a hit allowed and three strikeouts in Game 1 on October 4 at Yankee Stadium...allowed four runs on two hits in 0.2 innings pitched in Game 2 October 5 at Yankee Stadium, allowing a third inning grand slam to Didi Gregorius.

2019:

- Optioned from Twins spring training March 16 to Triple-A Rochester where he began season.
- Made three appearances for the Red Wings and was recalled by Minnesota April 16.
- Appeared in four games for the Twins, allowing one unearned run in 5.0 innings pitched and was optioned April 24.
- Appeared in four games for the Red Wings in late-April/early-May, allowing one unearned run on 7.2 innings and recalled to Minnesota as 26th man May 11 but stayed with the major league club through the end of season.
- Posted a career-long 24.1 scoreless inning streak July 28-Sept. 28 (ended after recording two outs on the 28th at KC), longest for a twin in 2019...during streak, recorded 42 strikeouts and 11 walks...it was the second longest streak in baseball in 2019, behind only Los Angeles-NL's Hyun-Jin Ryu's 32.0 IP streak from May 1-May 25.
- Did not allow a home run in 31 consecutive appearances (27.2 IP) from July 14-Sept. 25.
- Did not issue a walk after August 23rd (13.2 IP, 14 games)...even with a two-run home run he allowed on Sept. 28, his 0.73 ERA (24.2 IP, 2 ER) after July 28 was the lowest in baseball (min. 20.0 IP).
- Earned 14 holds in 33 appearances from July 13 to end of season.
- Finished third on the Twins with 15 holds behind Trevor May (17) and Sergio Romo (16).
- Held lefties to a .196/.245/.343 slash line with 28 strikeouts, and righties to a .205/.268/.333 slash line with 54 strikeouts.
- Led the Twins bullpen with a career high 12.80 K/9 ratio (82 K, 57.1 IP), as well as a 9.52 baserunners-per-9.0 innings ratio (61 baserunners).
- Appeared in two games for Twins in 2019 ALDS vs. New York-AL...pitched 1.0 scoreless inning with a hit allowed and three strikeouts in Game 1 on October 4 at Yankee Stadium...allowed four runs on two hits in 0.2 innings pitched in Game 2 October 5 at Yankee Stadium, allowing a third inning grand slam to Didi Gregorius.

2018: Optioned from spring training to Triple-A Rochester March 22 where he began season...made four different stints with the Twins on the season...struck out six batters in 3.2 innings while pitching for Red Wings April 16 at Charlotte...ranked fifth on the Wings staff in games (31)...was the Opener for the Twins on September 11 vs. New York-AL, allowing one run on two hits in 2.0 innings pitched...one of four different Twins pitchers to be an Opener on the season (Gabriel Moya - 6, Trevor May - 1, Zack Littell - 2)...held right-handed batters to a .204 average and left-handers to a .314 average with Twins...combined to go 6-6, 4.18 ERA (84.0 IP, 39 ER) with 24 walks and 82 strikeouts in 50 games between Minnesota and Rochester.

2017: Made Twins Opening Day roster for first time in career and spent entire season in Twins bullpen...recorded first career save August 21 at Chicago-AL, allowing one run on one hit in 3.0 innings pitched...posted a 8.49 strikeouts-per-9.0 innings pitched ratio, the best of his career...struck out multiple batters in 20 of 56 games; pitched more than 1.0 inning in 25 of 56 games...ranked fourth on Twins in games (56), setting single-season career-high...held left-handed hitters to a .243 average and right-handed hitters to a .294 average.

CAREER HIGHS

IP: 8.0, 6/26/16 at NYY
SO: 9, 2x, last 7/7/16 at TEX
Walks: 5, 8/15/15 vs. CLE
CG: --
Low-Hit CG: --
Win-Streak: 5, 8/15-9/26/15



MLB PITCHING LEADERS

LONGEST SCORELESS IP STREAKS IN 2019	
1. Hyun-Jin Ryu, LAD.....	32.0
2. Tyler Duffey, MIN.....	24.1
3. Jesse Chavez, TEX.....	23.0
Jack Flaherty, STL.....	23.0
Sonny Gray, CIN.....	23.0
Jacob deGrom, NYM.....	23.0

2016: Optioned from Twins spring training March 29 and began season with Triple-A Rochester...made just three starts for the Red Wings, posting a 1.72 ERA (15.2 IP, 3 ER) and was recalled April 23...went 1-2, 1.85 ERA (24.1 IP, 5 ER) in first four starts for Twins, including a career-high nine strikeouts May 8 at Chicago-AL (7.0 IP); struck out four batters in one inning (7th) in that start...tied season and career-high with nine strikeouts July 7 at Texas (6.0 IP)...optioned to Triple-A Rochester August 25...made two starts for the Red Wings and was recalled by Minnesota September 6...struck out six-plus batters 11 times for the Twins...held left-handed hitters to a .266 (74-for-278) batting average with the Twins while right-handers hit .337 (93-for-276)...led Twins in wins (9) and losses (12), second in strikeouts (114) and third in innings pitched (133.0)...had 6.16 run support average, the highest on the Twins staff and seventh in the AL (minimum 125.0 IP).

AL PITCHING LEADERS	
K/9.0 IP FOR RELIEVERS IN 2019	
1. Matt Barnes, BOS.....	15.39
2. Josh James, HOU.....	14.77
3. Ken Giles, TOR.....	14.09
4. Aroldis Chapman, NYY.....	13.42
5. José Leclerc, TEX.....	13.29
6. Liam Hendriks, OAK.....	13.23
7. Brad Hand, CLE.....	13.19
8. Brandon Workman, BOS.....	13.06
9. Tommy Kahnle, NYY.....	12.91
10. Tyler Duffey, MIN.....	12.80

2015: Was Twins spring training invite and attended first career Twins spring training; reassigned to minor league camp March 15...began season with Double-A Chattanooga with 16.2-inning scoreless streak over first three starts, including 10 strikeouts (6.2 IP) in first start April 9 at Montgomery...named Southern League Pitcher of the Week and Twins minor league Player of the Week April 19, after making one start April 15 vs. Birmingham, pitching 7.0 shutout innings with two hits allowed, one walk and eight strikeouts...set minor league career-high with 12 strikeouts (7.0 IP) May 17 vs. Montgomery...went 2-2, 2.56 ERA (52.2 IP, 15 ER) with 12 walks and 54 strikeouts in eight starts and was promoted to Triple-A Rochester May 22; led Southern League in innings pitched and was second in strikeouts at time of promotion...named International League Pitcher of the Week June 30, making two starts for the Red Wings, going 2-0, 0.00 ERA (14.1 IP) with two walks and 10 strikeouts, including a 7.0-inning complete game June 28 vs. Charlotte...posted 33.2-inning scoreless streak June 17-July 9...contract selected by Minnesota August 3...made major league debut in a start August 5 at Toronto, allowing six runs on five hits in 2.0 innings pitched and was issued the loss...optioned back to Rochester August 6, then recalled August 14 when the Twins placed Phil Hughes on the Injured List...earned first major league win August 15 vs. Cleveland, pitching 6.0 shutout innings with one hit, five walks and seven strikeouts; carried a no-hitter into the sixth inning...went 3-0, 2.35 ERA (30.2 IP, 8 ER) with eight walks and 27 strikeouts in five September starts...tied for second most wins among AL rookies during the month...posted opponent batting averages of .157 (13-for-83) first time through the lineup, .257 (19-for-74) second time through and .368 (21-for-57) third time through...after first start, went 5-0, 2.25 ERA (56.0 IP, 14 ER) with 18 walks and 52 strikeouts in final nine starts...combined to go 12-9, 2.71 ERA (196.0 IP, 59 ER) with 50 walks and 175 strikeouts in 32 starts between all three levels.

2014: Split season between Single-A Ft. Myers, Double-A New Britain and Triple-A Rochester...named Eastern League Pitcher of the Week July 28, going 2-0, 1.29 ERA (14.0 IP, 2 ER) with no walks and 16 strikeouts in two starts...placed on 7-day Injured List August 25 with an oblique injury, ending his season...combined to go 13-3, 3.67 ERA (149.2 IP, 61 ER) with 30 walks and 113 strikeouts in 25 starts between three levels combined...named 16th best prospect in Twins system by *Baseball America* entering 2015.

2013: Split season between Single-A Cedar Rapids and Single-A Ft. Myers...named Twins minor league Player of the Week April 12, going 1-0, 0.00 ERA (7.0 IP) with no walks and seven strikeouts in one start...named Midwest League Midseason All-Star...placed on 7-day Injured List August 16 with a right foot sprain; reinstated August 28...combined to post a 3.64 ERA (121.0 IP, 49 ER), 10th lowest in the Twins minor league system.

2012: Spent first professional season with Rookie Elizabethton and began season on 7-day Injured List with right shoulder impingement syndrome; reinstated July 6...struck out 27 and walked just two in 19.0 innings pitched.

PROFESSIONAL: Selected by Twins in fifth round of 2012 First-Year Player Draft; signed by scout Greg Runser.

DUFFEY'S PITCHING RECORD

YEAR	CLUB	W-L	ERA	G	GS	CG	SH	SV	IP	H	R	ER	HR	HB	BB	SO	WP	K/9	BAA
2012	Elizabethton	2-0	1.42	12	0	0	0	2	19.0	10	3	3	1	0	2	27	1	12.8	.154
2013	Cedar Rapids	3-2	2.78	9	9	0	0	0	58.1	49	19	18	5	1	6	47	0	7.3	.221
	Ft. Myers	4-5	4.45	15	9	0	0	0	62.2	67	37	31	3	4	17	44	4	6.3	.272
2014	Ft. Myers	3-0	2.82	4	4	0	0	0	22.1	22	8	7	0	0	5	13	0	5.2	.244
	New Britain	8-3	3.80	18	18	0	0	0	111.1	104	52	47	14	5	19	84	4	6.8	.248
	Rochester	2-0	3.94	3	3	0	0	0	16.0	16	7	7	3	1	6	16	0	9.0	.258
2015	Chattanooga	2-2	2.56	8	8	0	0	0	52.2	46	19	15	0	1	12	54	1	9.2	.236
	Rochester	5-6	2.53	14	14	1	1	0	85.1	73	32	24	1	1	18	68	3	7.2	.224
	MINNESOTA	5-1	3.10	10	10	0	0	0	58.0	56	20	20	4	0	20	53	1	8.2	.256
2016	Rochester	1-1	2.93	5	5	1	0	0	30.2	24	10	10	4	0	12	25	0	7.3	.212
	MINNESOTA	9-12	6.43	26	26	0	0	0	133.0	167	103	95	25	6	32	114	9	7.7	.301
2017	MINNESOTA	2-3	4.94	56	0	0	0	1	71.0	79	41	39	9	1	18	67	4	8.5	.275
2018	Rochester	4-4	2.90	31	0	0	0	3	59.0	48	24	19	5	2	20	63	3	9.6	.220
	MINNESOTA	2-2	7.20	19	1	0	0	0	25.0	26	22	20	6	1	4	19	2	6.8	.260
2019	Rochester	0-0	1.32	7	0	0	0	1	13.2	8	2	2	0	1	5	22	3	14.5	.174
	MINNESOTA	5-1	2.50	58	0	0	0	0	57.2	44	23	16	8	3	14	82	3	12.8	.201
	Minor League Totals	34-23	3.10	126	70	2	1	6	531.0	467	213	183	36	16	122	463	19	7.8	.233
	Major League Totals	23-19	4.96	169	37	0	0	1	344.2	372	209	190	52	11	88	335	19	8.8	.270

DUFFEY'S DIVISION SERIES RECORD

YEAR	OPPONENT	W-L	ERA	G	GS	CG	SH	SV	IP	H	R	ER	HR	HB	BB	SO	WP	K/9	BAA
2019	New York-AL	0-0	21.60	2	0	0	0	0	1.2	3	4	4	1	1	4	4	0	21.6	.429

DUFFEY'S CAREER FIELDING RECORD

POSITION	PCT	G	PO	A	E	TC	DP	PB
Pitcher	.925	169	23	39	5	67	1	—

DUFFEY'S CAREER BATTING RECORD

BATTING	AVG	AB	R	H	2B	3B	HR	RBI	SH	SF	HBP	BB	SO	SB	OBP	OPS
Career	.000	1	0	0	0	0	0	0	1	0	0	0	1	0	.000	.000

DUFFEY'S PROFESSIONAL INJURED LIST HISTORY

DATES	INJURY	LEVEL
August 25-September 17, 2014	Right Shoulder Impingement	Triple-A Rochester
August 16-28, 2013	Right Foot Sprain	Single-A Ft. Myers
June 19-July 6, 2012	Left Oblique Strain	Rookie-Elizabethton



SAVES RULE

Credit a pitcher with a save when he meets all three of the following conditions:

- (1) He is the finishing pitcher in a game won by his club; and
- (2) He is not the winning pitcher; and
- (3) He qualifies under one of the following conditions:
 - (a) He enters the game with a lead of no more than three runs and pitches for at least one inning; or
 - (b) He enters the game with the potential tying run either on base, at bat or on deck; or
 - (c) He pitches effectively for at least three innings.

No more than one save may be credited in each game.

It is considered a 'blown save' when a pitcher who has entered a game in a save situation departs with the save situation no longer in effect because he has given up the lead. If the save situation still exists when he leaves the game, he is not charged with a save opportunity. And, if he has not given up the lead when he leaves the game, even though the save situation may no longer exist, he is not charged with a save opportunity.



59 JHOAN DURAN



RIGHT-HANDED PITCHER

H/W: 6-5/230 B/T: R/R
Opening Day Age: 22
Born: 1/8/1998 in Esperanza, DR
Resides: Esperanza, DR

Acquired: Via Trade with Arizona, 7/27/2018
M.L. Service: None
Options Used: 0 of 3
Contract Status: Signed thru 2020

PERSONAL: Jhoan Manuel Duran...Twitter: @JhoanDuran14...Instagram: @jhoan_duran32...earned high school equivalency diploma on January 29, 2020 after a two-year course of study to become part of the second graduating class of the Twins' baseball academy in the Dominican Republic.

2019:

- Entered the season ranked the seventh-best prospect in the Twins system by *Baseball America*.
- Began season with Single-A Ft. Myers.
- Named Twins minor league Pitcher of the Week June 2, making one start for the Miracle, allowing one run on two hits in 6.0 innings pitched with 14 strikeouts.
- Promoted to Double-A Pensacola July 25.
- Recorded double-digit strikeout totals in three starts: 14 on May 26 at Daytona, 11 on June 18 at Charlotte and 11 on August 23 vs. Jackson.
- Combined to go 5-12, 3.76 ERA (115.0 IP, 48 ER) with 40 walks, 136 strikeouts and a .230 opponent batting average in 23 games (22 starts) at both levels combined...held right-handed batters to a .183 average and left-handed batters to a .293 average.
- Finished season ranked as ninth-best prospect in Twins system by MLB.com.
- Added to Twins 40-man roster November 20.
- Earned high school equivalency diploma on January 29 after a two-year course of study to become part of the second graduating class of the Twins' baseball academy in the Dominican Republic.
- Ranked as sixth best prospect and best changeup in Twins system by *Baseball America* following the season.

2018: Began season with Single-A Kane County (Arizona), appearing in 15 games...traded to Minnesota along with outfielders Ernie De La Trinidad and Gabriel Maciel in exchange for Eduardo Escobar; assigned to Single-A Cedar Rapids...in his first start with theernels on July 30, threw 7.0 scoreless and hitless innings while walking one and striking out eight...named Twins Minor League Pitcher of the Week and Midwest League Pitcher of the Week for the week of July 29-August 5, went 1-0, 2.03 ERA (13.1 IP, 3 ER) with 17 strikeouts in two starts.

2017: Split season between AZL Diamondbacks and Single-A Hillsboro...named Northwest League Pitcher of the Week for the week of August 20, earned the win in his only start after shutting out Eugene on one hit and one walk with five strikeouts over 7.0 innings.

2016: Split second professional season between AZL Diamondbacks and Rookie-Missoula, combining to go 1-3, 4.96 ERA (32.2 IP, 18 ER) with 10 walks and 22 strikeouts in seven games.

2015: Began professional career with DSL Diamondbacks, ranking second on club in innings pitched (63.2).

PROFESSIONAL: Signed by Arizona as undrafted free agent December 13, 2014; signed by scouts Junior Noboa and José Ortiz.

DURAN'S PITCHING RECORD

YEAR	CLUB	W-L	ERA	G	GS	CG	SH	SV	IP	H	R	ER	HR	HB	BB	SO	WP	K/9	BAA
2015	DSL Diamondbacks	4-1	3.25	12	12	0	0	0	63.2	62	29	23	1	9	22	44	3	6.2	.263
2016	AZL Diamondbacks	1-2	5.85	4	4	0	0	0	20.0	24	13	13	1	3	5	13	0	5.9	.312
	Missoula	0-1	3.55	3	3	0	0	0	12.2	14	9	5	1	0	5	9	4	6.4	.250
2017	AZL Diamondbacks	0-2	7.15	3	3	0	0	0	11.1	19	13	9	0	0	4	13	1	10.3	.352
	Hillsboro	6-3	4.24	11	11	0	0	0	51.0	44	28	24	5	5	17	36	6	6.4	.228
2018	Kane County	5-4	4.73	15	15	0	0	0	64.2	69	41	34	6	3	28	71	4	9.9	.268
	Cedar Rapids	2-1	2.00	6	6	0	0	0	36.0	19	11	8	2	1	10	44	3	11.0	.154
2019	Ft. Myers	2-9	3.23	16	15	0	0	0	78.0	63	29	28	5	4	31	95	9	11.0	.224
	Pensacola	3-3	4.86	7	7	0	0	0	37.0	34	20	20	2	3	9	41	4	10.0	.243
	Minor League Totals	23-26	3.94	77	76	0	0	0	374.1	348	193	164	23	28	131	366	34	8.8	.246

DURAN'S PROFESSIONAL INJURED LIST HISTORY

DATES	INJURY	LEVEL
None		



70 RYAN GARTON

NON-ROSTER
INVITE



RIGHT-HANDED PITCHER

H/W: 5-10/190 B/T: R/R
Opening Day Age: 31
Born: 12/5/1989 in Clearwater, FL
Resides: Trinity, FL

Acquired: Signed as free agent, 11/26/19
M.L. Service: 161 days
Options Used: 2 of 3
Contract Status: Signed thru 2020

PERSONAL: Ryan Patrick Garton...Twitter: @Gartianian12...Instagram: @garton12...resides in Trinity, FL...father, Ed, appeared with the Little Falls Mets of the New York-Penn League in 1981...his grandfather, Ed Garton Sr., pitched for two seasons in the Pirates organization...played four seasons (2009-12) at Florida Atlantic.

2019:

- Was in Seattle spring training as minor league invite...began season with Triple-A Tacoma.
- Went 3-0, 3.46 ERA (26.0 IP, 10 ER) with opponents hitting .240 in 12 games before having contract selected by Mariners May 17.
- Appeared in two games for the Mariners (3.0 IP, 4 ER) before being designated for release or assignment May 21 and was outrighted to Tacoma three days later.
- Spent rest of season with the Rainiers, going 1-2, 4.35 ERA (39.1 IP, 19 ER) in final 27 games.
- Combined to go 4-2, 4.35 (68.1 IP, 33 ER) with 31 walks and 78 strikeouts in 41 games between both levels combined...held left-handed batters to a .220 average and right-handers to a .252 average.
- Signed as minor league free agent with Minnesota November 26.

2018: In 35 games with Triple-A Tacoma (Seattle), was 1-0 with four saves, a 3.16 ERA (15 ER, 42.2 IP), 43 strikeouts and 24 walks...held opponents to a .182 (27-for-148) average...had at least one strikeout in 26 of 35 outings...from June 22-August 3, posted a 0.95 ERA (2 ER, 19.0 IP) in 15 games...on the minor league Injured List, April 26-May 27, with right elbow tendinitis.

2017: Had surgery to repair his right hip labrum on October 24...was 0-1, 4.91 ERA (22.0 IP, 12 ER) in 20 games with Tampa Bay and Seattle combined...traded to Seattle along with catcher Mike Marjama, in exchange for left-handed pitcher Anthony Misiewicz, infielder Luis Rengifo and a PTBNL August 6.

2016: Went 1-2, 4.35 ERA (39.1 IP, 19 ER) with one save in 37 games with Tampa Bay...made major league debut on May 26 vs. Miami...earned first win on June 14 vs. Seattle...earned first career save on July 4 vs. Los Angeles-AL...in 22 games with Triple-A Durham, went 4-0, 3.09 ER (32.0 IP, 11 ER) with two saves.

2015: Went 6-1, 2.95 (61.0 IP, 20 ER) in 41 games with Double-A Montgomery (Tampa Bay).

2014: With High-A Charlotte (Tampa Bay), was 6-2, 3.09 (67.0 IP, 23 ER) with four saves in a team-leading 40 games.

2013: In 40 games with Single-A Bowling Green (Tampa Bay), went 4-3, 2.44 ERA (70.0 IP, 19 ER) with eight saves in 40 games...tied for third on club in games.

2012: Made professional debut with Short-A Hudson Valley (Tampa Bay), going 4-0, 2.00 (27.0 IP, 6 ER) with seven saves in 21 games.

PROFESSIONAL: Originally selected in 34th round of 2012 First-Year Player Draft out of Florida Atlantic University in Boca Raton, FL...traded to Seattle along with catcher Mike Marjama, in exchange for left-handed pitcher Anthony Misiewicz, infielder Luis Rengifo and a PTBNL August 6, 2017...re-signed with Seattle October 21, 2018...signed as minor league free agent with Minnesota November 26, 2019.

CAREER HIGHS

IP: 3.2, 6/2/17 at SEA
SO: 5, 6/16/16 vs. SEA
Walks: 2, 5x, last 6/9/17 vs. OAK
CG: --
Low-Hit CG: --
Win-Streak: 1, 6/14/16 vs. SEA



GARTON'S CAREER FIELDING RECORD

POSITION	PCT	G	PO	A	E	TC	DP	PB
Pitcher	.917	59	4	7	1	12	1	---

GARTON'S PROFESSIONAL INJURED LIST HISTORY

DATES	INJURY	LEVEL
April 26-May 27, 2018	Right Elbow Tendinitis	Triple-A Tacoma
June 18-July 5, 2017	Left Oblique Strain	Triple-A Durham
July 19-26, 2016	Right Hand Injury	Triple-A Durham
August 29-end of 2013 season	Back Strain	Single-A Bowling Green

GARTON'S PITCHING RECORD

YEAR	CLUB	W-L	ERA	G	GS	CG	SH	SV	IP	H	R	ER	HR	HB	BB	SO	WP	K/9	BAA
2012	Hudson Valley	4-0	2.00	21	0	0	0	7	27.0	19	9	6	0	0	8	31	1	10.3	.190
2013	Bowling Green	4-3	2.44	40	0	0	0	8	70.0	54	19	19	3	5	34	62	4	8.0	.212
2014	Charlotte	6-2	3.07	40	0	0	0	4	67.1	61	29	23	3	1	28	44	5	5.9	.244
2015	Montgomery	6-1	2.95	41	0	0	0	0	61.0	44	22	20	2	2	32	70	3	10.3	.197
2016	Durham	4-0	3.09	22	0	0	0	2	32.0	31	14	11	1	1	10	39	2	11.0	.252
	TAMPA BAY	1-2	4.35	37	0	0	0	1	39.1	44	20	19	5	0	11	33	2	7.6	.277
2017	Durham	2-0	1.64	24	1	0	0	4	33.0	18	6	6	2	0	16	46	1	12.5	.162
	TAMPA BAY	0-1	8.71	7	0	0	0	0	10.1	13	10	3	0	5	9	2	7.8	.310	
	Tacoma	0-2	6.00	7	0	0	0	0	12.0	11	11	8	0	2	8	15	2	11.3	.234
	SEATTLE	0-0	1.54	13	0	0	0	0	11.2	5	2	2	1	0	1	7	0	5.4	.125
2018	Tacoma	1-0	3.16	35	0	0	0	4	42.2	27	15	15	2	1	24	43	1	9.1	.182
2019	Tacoma	4-2	3.99	39	1	0	0	1	65.1	57	33	29	9	0	30	77	3	10.6	.233
	SEATTLE	0-0	12.00	2	0	0	0	0	3.0	4	4	4	2	0	1	1	0	3.0	.308
Minor League Totals		31-10	3.00	269	2	0	0	30	410.1	322	158	137	22	12	190	427	22	9.4	.214
Major League Totals		1-3	4.90	59	0	0	0	1	64.1	66	36	35	11	0	18	50	4	7.0	.260

MISCELLANEOUS BASEBALL TERMINOLOGY

WHIP: Walks and hits per innings pitched = add a pitchers walk total with his hit total and divide by the amount of innings pitched.

QUALITY STARTS: A starting pitcher logs at least 6.0 innings and allows three-or-fewer earned runs in an outing.

TOTAL BASES: Number of bases a hitter gains via hits only...single = 1, double = 2, triple = 3, home run = 4.

AT-BAT vs. PLATE APPEARANCE: Plate appearance refers to any time a batter completes a turn batting. (NOTE: A plate appearance cannot be logged if a preceding runner was out on the base paths for a third out or the game ends with a runner scoring from third on a wild pitch or balk). At-bat refers to any turn batting that does not result in a walk, hit by pitch, sac-fly or sac-hit (bunt).

OPS: A player's on-base percentage plus his slugging percentage. MLB average in 2019 was .758. Major League Baseball's leader was Milwaukee Brewers outfielder Christian Yelich at 1.100.

CLOSE AND LATE: A situation in which the game is in the seventh inning-or-later and the team batting is either leading by one run, tied, or has the potential tying run on base, at-bat, or on deck.

TIMES ON BASE: Includes the total number of times a hitter reaches base as result of a hit, walk, or hit by pitch...does not include times a hitter reaches via error or fielder's choice.

CATCHER'S ERA: The earned run average of a team's pitchers with a particular catcher behind the plate. To compute, multiply nine by the earned runs allowed by the pitchers for that specific catcher, then divide that figure by his innings caught.

HOLD: Credited to a relief pitcher who enters a game in a save situation, records at least one out and leaves the game never having surrendered the lead. NOTE: A pitcher cannot finish a game and earn a hold.

TWINS - 20 HR/20 SB IN THE SAME SEASON

YEAR	PLAYER	POS	HR	SB
1977	Larry Hisle	OF	28	21
1986	Kirby Puckett	OF	31	20
1995	Marty Cordova	OF	24	20
2001	Corey Koskie	3B	26	27
2002	Torii Hunter	OF	29	23
2004	Torii Hunter	OF	23	21
2014	Brian Dozier	2B	23	21



8 MITCH GARVER

CATCHER

H/W: 6-1/220 B/T: R/R
Opening Day Age: 29
Born: 1/15/1991 in Albuquerque, NM
Resides: Albuquerque, NM

Acquired: 9th RD, 2013 MLB Draft
M.L. Service: 2 years, 45 days
Options Used: 1 of 3
Contract Status: Signed thru 2020

PERSONAL: Mitchell Lynn Garver...Twitter: @MitchGarver...Instagram: @mgarver...2009 graduate of La Cueva (NM) High School...attended University of New Mexico for four years from 2010-13...hit .351 (284-for-809) with 66 doubles, 11 triples, 18 home runs, 167 RBI and 175 runs scored in 211 career games for Lobos...Honorable Mention catcher on 2013 Louisville Slugger/CollegeBaseballInsider.com team...participated in 2018 and '19 Twins Winter Caravan...came up wearing number 43...changed to 23 in 2018...then changed to 18 in 2019, giving number 23 to Nelson Cruz...then changed to 8 in 2020, giving number 18 to Kenta Maeda.

CAREER HIGHLIGHTS: 2019 Louisville Slugger® Silver Slugger Award winner at catcher for AL...hit Twins' 268th home run of 2019 season August 31 at Detroit, setting a new MLB record, passing the 2018 Yankees (267)...hit 30 home runs as a catcher in 2019, passing Earl Battey (26 in 1963) and setting a club record for home runs in a season as catcher...awarded 2019 Charles O. Johnson Award for Most Improved Twin...made major league debut August 19, 2017 vs. Arizona...recorded first major league hit August 20, 2017 vs. Arizona, an infield single...earned 2017 Sherry Robertson Award as Twins Minor League Player of the Year...named 2016 Southern League Midseason All-Star...named to Arizona Fall League's 2016 Top Prospect Team...named 17th best prospect in Twins system by *Baseball America*, entering 2017...named 2014 Midwest League Postseason All-Star...named catcher on Midwest League All-Star Team by *Baseball America*.

POSTSEASON CAREER: Started all three games of the 2019 ALDS at catcher vs. New York-AL, going 2-for-12 (.167) with one RBI and one walk...had two-hit game in Game 2 on October 5 at Yankee Stadium.

2019:

- Made Twins Opening Day roster for second straight season as club's backup catcher.
- Recorded first career multi-homer game April 9 at New York-NL, both off Jacob deGrom...ended with five multi-homer games: April 20 at Baltimore, July 22 vs. New York-AL, August 31 at Detroit and September 7 vs. Cleveland; was the only catcher in baseball with as many multi-homer games.
- Led off for the first time in career April 15 vs. Toronto, becoming the first catcher to start and bat leadoff for the Twins since Butch Wynegar August 23, 1980, and just third catcher in club history (Wynegar, 48 times from 1977-80 and John Roseboro, seven times in 1968).
- Placed on 10-day Injured List with a left high ankle sprain May 15, an injury he suffered the previous night vs. Los Angeles-AL as Shohei Ohtani slid into his leg at home plate...played in three games on rehab assignment with Double-A Pensacola and returned from IL June 2.
- Caught 17.0 innings in a Twins 4-3 victory June 18 vs. Boston...caught 16.0 innings 10 days later June 27 vs. Tampa Bay...17.0 innings marked the third most innings caught in club history, trailing Brian Harper (22.0 on August 31, 1993 vs. Cleveland) and Butch Wynegar (18.2 on August 25, 1976 vs. New York-AL)...Garver had 20 total chances and 17 putouts in the game, the chances marking a Twins catching record.
- Hit 15th home run July 17 vs. New York-NL, in his 48th game...along with 37 runs scored, became the third catcher in baseball history with 15-plus homers and 37-plus runs in that few games, along with Ivan Rodriguez in 2000 (39 games) and Roy Campanella in 1953 (40 games).
- Hit first career leadoff homer July 2 vs. Oakland off Brett Anderson...became second Twins catcher to hit a leadoff homer, joining Butch Wynegar June 3, 1980 vs. Boston...finished with three leadoff homers, one of three catchers in baseball history with at least three leadoff homers in a season, joining Paul Lo Duca (4 in 2001 for Los Angeles-NL) and Buck Ewing (3 in 1883 for New York Gothams).
- Hit club's 268th home run of season August 31 at Detroit, off Joe Jiménez, setting a new MLB record, passing the 2018 Yankees (267).
- Hit 27th home run September 7 vs. Cleveland, off Aaron Civale - all home runs hit as catcher, passing Earl Battey (1963) and setting a club record for home runs in a season as catcher...finished with 30 of his 31 homers while behind the plate.
- Led MLB catchers in home runs, while leading AL catchers in RBI (65), slugging (.660), OBP (.373, tied with Omar Narváez), runs (68), OPS (1.032), isolated power (.372), and coming in third with a .288 batting average and fourth with 35 walks (all w/ min. 350 PA, numbers were as a catcher only).
- His season OPS of .995 was the sixth-highest mark by any Twin with at least 350 plate appearances in a single season.
- Hit nine home runs in Interleague Play, tying a club record, held by Trevor Plouffe in 2012.
- Hit .344 (21-for-61) and compiled a 1.179 OPS with runners in scoring position, recording three doubles, one triple, and seven home runs.
- Hit .321 (34-for-129) with a 1.170 OPS vs. left-handed pitching and .249 (51-for-205) with a .902 OPS vs. right-handed pitching.

CAREER HIGHS

Hits: 4, 3x, last 4/9/19 at NYM
RBI: 6, 9/28/18 vs. CWS
HR: 2, 5x, last 9/7/19 vs. CLE
GS: --
SB: --
Hit-Strike: 7, 8/16-23/18

WALK-OFF HITS/PA

7/30/18 vs. CLE (2B)

MULTI-HR GAMES

4/9/19 at NYM
4/20/19 at BAL
7/22/19 vs. NYY
8/31/19 at DET
9/7/19 vs. CLE



MLB BATTING LEADERS

SLUGGING % IN 2019 (MIN 350 PA)	
1. Christian Yelich, MIL.....	.671
2. Yordan Alvarez, HOU.....	.655
3. Mike Trout, LAA.....	.645
4. Nelson Cruz, MIN.....	.639
5. Mitch Garver, MIN.....	.630

- Started all three games of the 2019 ALDS at catcher vs. New York-AL, going 2-for-12 (.167) with one RBI and one walk...had two-hit game in Game 2 on October 5 at Yankee Stadium.
- Named winner of Charles O. Johnson Award for Most Improved Twin, an award voted on by the Twin Cities Chapter of the BBWAA.
- Earned Louisville Slugger® Silver Slugger Award for American League's top offensive catcher, becoming second Twins catcher to win the award, joining Joe Mauer (2006, '08, '09, '10 and '13)...along with Designated Hitter Nelson Cruz, they became third set of Twins teammates to earn the award in same season, joining Mauer and Justin Morneau in both 2006 and '08.

AL BATTING LEADERS

HOME RUNS AS CATCHER SINCE 2018

1. Gary Sánchez.....	44
2. Mitch Garver.....	37
3. Robinson Chirinos.....	35
4. Omar Narvaez.....	31
5. Mike Zunino.....	29

2018: Made Twins Opening Day roster for the first time in his career and spent entire season with Twins...was club's back-up catcher to Jason Castro...became Twins number one catcher after Jason Castro was placed on Injured List May 5 (right knee meniscus tear)...hit .316 (18-for-58) with four doubles, one triple, three home runs, 14 RBI, 10 walks and a .418 on-base percentage in 19 July games...recorded first career walk-off hit July 30 vs. Cleveland, a one out double in the bottom of the ninth, giving the Twins a 5-4 win...made first career pitching appearance August 6 at Cleveland, pitching 1.0 scoreless inning with one hit allowed...had career-high seven-game hitting streak August 16-23...tied career-high with four hits September 28 vs. Chicago-AL, including a career-high six RBI, two RBI short of the Twins record of eight (Glenn Adams in 1977 and Randy Bush in 1989)...hit .293 (43-for-147) in 48 away games and .245 (38-for-155) in 54 home games...hit .288 (59-for-205) vs. right-handed pitching and .227 (22-for-97) vs. left-handed pitching...led Twins in games caught with 86 (75 starts), fifth most for a rookie in club history and most since Matt Walbeck caught 95 in 1994...ranked seventh in the AL in catcher ERA (4.60)...ranked tied for sixth among AL rookies in doubles (19), ninth in games (103) and walks (29), 10th in hits (81)...led all MLB rookie catchers in walks (29); ranked second in games (103), hits (81), doubles (19), runs scored (38), RBI (45), and third in home runs (7).

2017: In Twins spring training for third straight season; optioned to Triple-A Rochester on March 18...appeared in the outfield for the first time in his career on June 9 vs. Syracuse; made 14 starts in left field for the Red Wings...hit three home runs in one game July 9 vs. Syracuse, the first Red Wing to do so since ByungHo Park July 28, 2016...became first Red Wings catcher to be named an International League Postseason All-Star since Jose Morales in 2007...hit 14 home runs as a catcher for Rochester, the most for a Red Wing catcher since at least 1990...recalled from Rochester on August 18 and made major league debut the next night, striking out against Arizona's J.J. Hoover in a pinch-hitting appearance...collected first major league hit on August 20 vs. Arizona, an infield single to third base off Braden Shipley...first career three-hit game came August 30 vs. Chicago-AL, including a double, a triple and a walk...named catcher on the Twins organization All-Star team by MiLB.com...given 2017 Sherry Robertson Award as Twins Minor League Player of the Year.

2016: Was an invite to Twins spring training for second straight season; reassigned to minor league camp March 18 and began season with Double-A Chattanooga...placed on 7-day Injured List May 12 with concussion-like symptoms; reinstated May 25...named Southern League Midseason All-Star...named Twins minor league Player of the Week July 9, hitting .455 (10-for-22) with four doubles, one home run, five RBI, seven runs scored and six walks in six games for the Lookouts...promoted to Triple-A Rochester August 9...combined to hit .270 (117-for-434) with 30 doubles, 12 home runs, 74 RBI, 50 runs scored and 50 walks in 117 games between Chattanooga and Rochester; caught 60 games and played 16 games at first base...added to Twins 40-man roster November 18...played 19 games for Surprise in the Arizona Fall League, hitting .229 (16-for-70) with four doubles, four home runs and 14 RBI...named to AFL's Top Prospect Team...named 17th best prospect in Twins system by *Baseball America*, entering 2017.

2015: Was an invite to Twins spring training; reassigned to minor league camp March 15 and spent entire season with Single-A Ft. Myers...hit .330 (29-for-88) with eight doubles and 10 RBI in 24 June games...hit safely in season-high 10 straight games August 5-15, hitting .400 (14-for-35) with three doubles, one triple, one home run, eight RBI and eight walks in that span...led Miracle in doubles (24), RBI (58), total bases (144) and walks (69), and ranked third in hits (106) and runs (46)...led Florida State League in walks (69) and ranked seventh in on-base percentage (.356)...hit .282 (37-for-131) against left-handed pitching and .228 (69-for-302) against right-handed pitching for the Miracle...played 77 games (75 starts) at catcher for the Miracle, 14 games at first base (all starts) and 34 games as designated hitter...played for Scottsdale in the Arizona Fall League, hitting .317 (13-for-41) with five doubles, one home run and nine RBI in 12 games.

2014: Spent entire season with Single-A Cedar Rapids...named Twins minor league Player of the Week April 11, hitting .400 (8-for-20) with three doubles, four home runs, six RBI, five walks and six runs scored in seven games...named Twins minor league Player of the Month for April, hitting .321 (25-for-78) with seven doubles, five home runs, 16 RBI, 13 runs scored and 11 walks in 23 games...hit safely in season-high 10 straight games May 25-June 4, hitting .436 (17-for-39) in that time...reached base safely via hit or walk in 28 straight games May 21-June 22, posting a .458 on-base percentage in that time...had first professional three-homer game July 21 vs. Ft. Wayne, including season-high five RBI...named Twins minor league Player of the Month for August, hitting .308 (28-for-91) with nine doubles, one home run, 13 RBI and 20 walks in 26 August games...hit .323 (31-for-96) against left-handed pitching and .290 (97-for-334) against right-handed pitching...named Midwest League Postseason All-Star...ranked fourth in the Midwest League in batting average (.298)...named catcher on Midwest League All-Star Team by *Baseball America*...was named catcher on Twins MiLB.com organization All-Star team.

2013: Began professional career with Rookie Elizabethton...led E-Twins in doubles (15) and tied for team lead in RBI (30)...tied for fourth in the Appalachian League in doubles.

PROFESSIONAL: Selected by Twins in ninth round of 2013 First-Year Player Draft; signed by scout Ted Williams.

TWINS ALL-TIME LEADERS

HOME RUNS AS CATCHER

1. Mitch Garver, 2019.....	30
2. Earl Battey, 1963.....	26
3. Joe Mauer, 2009.....	23
4. Earl Battey, 1961.....	17
5. Tim Laudner, 1987.....	15

Source: *Baseball America*, entering 2017.

GARVER'S CAREER FIELDING RECORD

POSITION	PCT	G	PO	A	E	TC	DP	PB
Catcher	.992	181	1361	66	11	1448	6	18
First Base	.969	9	28	3	1	32	3	—
Outfield	1.000	2	2	0	0	2	0	—
Pitcher	—	1	0	0	0	0	0	—
Totals	.992	193	1391	69	12	1472	9	18

GARVER'S BATTING RECORD

YEAR	CLUB	AVG	G	AB	R	H	2B	3B	HR	RBI	SH	SF	HBP	BB	SO	SB	CS	OBP	OPS
2013	Elizabethton	.243	56	202	16	49	15	2	2	30	1	1	2	19	31	0	0	.313	.679
2014	Cedar Rapids	.298	120	430	65	128	29	1	16	79	0	1	12	61	65	7	5	.399	.880
2015	Ft. Myers	.245	127	433	46	106	24	1	4	58	0	8	10	69	82	5	3	.356	.689
2016	Chattanooga	.257	95	358	44	92	25	0	11	66	0	5	1	43	86	1	3	.334	.753
	Rochester	.329	22	76	6	25	5	0	1	8	0	1	0	7	21	0	0	.381	.815
2017	Rochester	.291	88	320	56	93	29	0	17	45	0	1	1	50	85	2	0	.387	.928
	MINNESOTA	.196	23	46	5	9	1	3	0	3	0	0	0	6	15	0	0	.288	.646
2018	MINNESOTA	.268	103	302	38	81	19	2	7	45	1	1	2	29	72	0	0	.335	.749
2019	Pensacola	.111	3	9	1	1	0	0	0	0	0	0	0	3	0	0	0	.111	.222
	MINNESOTA	.273	93	311	70	85	16	1	31	67	0	2	5	41	87	0	0	.365	.995
	Minor League Totals	.270	511	1828	234	494	127	4	51	286	1	17	26	249	373	15	11	.363	.791
	Major League Totals	.266	219	659	113	175	36	6	38	115	1	3	7	76	174	0	0	.346	.858

GARVER'S DIVISION SERIES RECORD

YEAR	OPPONENT	AVG	G	AB	R	H	2B	3B	HR	RBI	SH	SF	HBP	BB	SO	SB	CS	OBP	OPS
2019	New York-AL	.167	3	12	1	2	0	0	0	1	0	0	0	1	5	0	0	.231	.397

GARVER'S PITCHING RECORD

YEAR	CLUB	W-L	ERA	G	GS	CG	SH	SV	IP	H	R	ER	HR	HB	BB	SO	WP	K/9	BAA
2018	Minnesota	0-0	0.00	1	0	0	0	0	1.0	1	0	0	0	0	0	0	0	0.0	.250

GARVER'S PROFESSIONAL INJURED LIST HISTORY

DATES	INJURY	LEVEL
May 15-June 2, 2019	High Left Ankle Sprain	Minnesota
May 12-25, 2016	Concussion-like Symptoms	Double-A Chattanooga
September 6-end of 2014 season	Concussion-like Symptoms	Single-A Cedar Rapids
June 25-July 5, 2014	Concussion-like Symptoms	Single-A Cedar Rapids





9 MARWIN GONZALEZ



INFIELDER/OUTFIELDER

H/W: 6-1/205 B/T: S/R
Opening Day Age: 31
Born: 3/14/1989 in Puerto Ordaz, VZ
Resides: Houston, TX

Acquired: Signed as a free agent, 2/25/19
M.L. Service: 7 years, 133 days
Options Used: 1 of 3
Contract Status: Signed thru 2020

PERSONAL: Marwin Javier Gonzalez...Twitter: @marwinGF9...Instagram: @marwingonzalez9...wife Noel, three kids...originally signed by Chicago-NL as a 16-year-old non-drafted free agent from Venezuela on Nov. 23, 2005...was taken by Boston with the 10th overall selection in the 2011 Rule 5 Draft...three picks later, the Astros selected RHP Marco Duarte with the first selection in the Triple-A phase, and the Astros and Red Sox traded these two picks for each other...Marwin's brother, Mario, spent four seasons in the Rangers minor league system from 1992-95.

CAREER HIGHLIGHTS: Made eight consecutive Opening Day rosters (2012-19), seven with HOU, one with MIN...is the only player in MLB history to play in 20+ games at first base, second base, shortstop and leftfield in a single season, which he did in both 2017 and 2018...entered 2019 having four straight seasons logging at least 10 games at each of the following positions: leftfield, shortstop, first base, second base...in 2017, became the first player in MLB history to have a season with 30 doubles and 20 homers while appearing in multiple games at all of the following positions: leftfield, rightfield, first base, second base, third base, shortstop...in 2017, became the first player in MLB history to play at least 19 games at each of these five positions: first base, second base, third base, shortstop, leftfield...in 2017, hit a game-tying homer in the ninth inning off Kenley Jansen in Game 2 of the World Series at Los Angeles-NL, becoming the 10th player in World Series history to hit a game-tying home run in the ninth inning, and the first since Kansas City's Alex Gordon in Game 1 of the 2015 World Series.

POSTSEASON CAREER: Won 2017 World Series with Houston...is a career .231 (25-for-108) hitter with seven doubles, three home runs, 13 RBI and a .682 OPS in 33 career Postseason games...**2019:** Played in all three games in ALDS vs. New York-AL, starting Game 1 in leftfield and Games 2 and 3 at first base...went 3-for-11 (.273) with one double...**2018:** hit .333 (11-for-33) with two doubles, two homers, nine RBI and a .965 OPS (.389 OBP/.576 SLG) in eight Postseason games, and led the Astros in RBI...reached base safely in all eight games, batting .538 (7-for-13) with five RBI in three games in the ALDS against Cleveland...in Game 2 of the ALDS vs. Cleveland, went 4-for-4 with a go-ahead two-run double off Andrew Miller...matched a franchise record for hits in a Postseason game, also Yuli Gurriel (2017 ALDS Game 3), Carlos Correa (2015 ALDS Game 4), Carlos Beltrán (2004 NLDS Game 5) and Terry Puhl (1980 NLCS Game 5)...hit a bases-loaded, two-run, go-ahead double in Game 3 of the ALDS at Cleveland, and hit a go-ahead two-run homer off David Price in Game 2 of the ALCS at Boston...**2017:** recorded his first career Postseason hit in Game 1 of the ALDS vs. BOS, a two-run, go-ahead double off LHP Chris Sale in the 4th inning, his first career Postseason start...hit a game-tying homer in the 9th inning off RHP Kenley Jansen in Game 2 of the World Series at Los Angeles-NL, his first career Postseason homer...became the 10th player in World Series history to hit a game-tying home run in the 9th inning, the first since Kansas City's Alex Gordon in Game 1 of the 2015 World Series...was the first such homer by a visiting player since Boston's Dwight Evans in Game 3 of the 1975 Fall Classic at Cincinnati...played in all 18 Postseason games en route to Houston's first ever World Series championship...**2015:** played in four of the Astros' six playoff games as a defensive replacement...marked his first trip to the Postseason.

2019:

- Was Twins Opening Day third baseman March 28 vs. Cleveland with Miguel Sanó beginning season on Injured List (right heel laceration).
- Reached safely in 16 straight games May 2-21, the fourth longest stretch of career.
- Made a start at six different positions in an eight-game span May 26-June 5, starting at all defensive positions in that span with the exception of centerfield, catcher and pitcher.
- Hit .299 (29-for-97) with five doubles, three home runs, 10 RBI, 10 walks and a .370 on-base percentage in 25 May games.
- Tied career-high with four hits June 7 at Detroit, with two doubles and two singles.
- Placed on 10-day Injured List with a right hamstring strain June 17...missed nine games and reinstated June 29.
- Hit go-ahead three-run homer with two outs in the eighth inning August 13 at Milwaukee, off Josh Hader; Twins won 7-5.
- Tied career-high again with four hits August 15 at Texas...finished the three-game series at Globe Life Park going 11-for-18 with three doubles and four RBI, leading the Twins to their first-ever four-game sweep of the Rangers.
- Played in 900th career game August 23 vs. Detroit.
- Missed time in late August and early September with an oblique injury.
- Hit .300 (36-for-120) as a right-handed batter and .249 (76-for-305) as a left-handed batter.

CAREER HIGHS

Hits: 4, 5x, last 8/15/19 at TEX
RBI: 5, 2x, last 5/7/18 at OAK
HR: 2, 3x, last 8/1/18 at SEA
GS: 2, last 8/24/18 at LAA
SB: 2, 9/2/17 vs. NYM

Hit-Streak: 13, 7/15-8/3/16

WALK-OFF HITS/PA

8/18/15 vs. TB (HR)

5/11/16 vs. CLE (HR)

MULTI-HR GAMES

7/26/16 vs. NYM

5/2/17 vs. TEX

8/1/18 at SEA



- Hit .298 (28-for-94) with runners in scoring position, and .360 (18-for-50) with a .967 OPS with runners in scoring position and two outs.
- Played 21 games (19 starts) at first base, two games (both starts) at second base, 40 games (35 starts) at third base, one game (start) at shortstop, 18 games (13 starts) in leftfield and 44 games (36 starts) in rightfield.
- Recorded eight outfield assists, tied with Eddie Rosario for most on club, despite playing in just 59 games (49 starts) in the outfield... eight assists marked the second-most in Twins history among players with 60-or-fewer games in the outfield (Jason Kubel had 9 in 2011).
- Played in all three games in ALDS vs. New York-AL, starting Game 1 in leftfield and Games 2 and 3 at first base...went 3-for-11 (.273) with one double.

2018: Made the Astros Opening Day roster for the seventh consecutive season and made third career Opening Day start, starting at first base on March 29 at Texas, going 1-for-3...played in a career-high 145 games in his seventh season with the Astros...marked the fourth season in his career where he logged at least 10 games at each of the following positions: leftfield, shortstop, first base, second base...became only player in MLB history to play in 20+ games at first base, second base, shortstop and left field in a single year, which he did in both 2017 and 2018...entered the month of August batting .228 on the season, but batted .285 (47-for-165) with an .875 OPS (.348 OBP/.527 SLG) over his final 46 games of the year spanning August-September, raising his average to .247 for the season...went 3-for-6 with a home run and five RBI on May 7 at Oakland, tying his single-game career-high for RBI (also May 2, 2017 vs. Texas)...posted his third career multi-homer game on Aug. 1 at Seattle, hitting both of his home runs as a right-handed hitter...hit a go-ahead, three-run homer with two outs in the ninth inning on August 6 at San Francisco, becoming the first Astros player to hit a go-ahead homer with two outs in the ninth inning of a game since Jed Lowrie (September 13, 2015 at Los Angeles-AL)...hit his second career grand slam on August 24 at Los Angeles-AL...set career-highs in plate appearances (552), at-bats (489) and walks (53)...made starts all over the field, starting games in leftfield (65 games), shortstop (29), first base (21), second base (19) and third base (2)...hit .333 (11-for-33) with two doubles, two homers, nine RBI and a .965 OPS (.389 OBP/.576 SLG) in eight Postseason games, and led the Astros in RBI...reached base safely in all eight games, batting .538 (7-for-13) with five RBI in three games in the ALDS against Cleveland...in Game 2 of the ALDS vs. Cleveland, went 4-for-4 with a go-ahead two-run double off Andrew Miller...matched a franchise record for hits in a Postseason game -- also Yuli Gurriel (2017 ALDS Game 3), Carlos Correa (2015 ALDS Game 4), Carlos Beltrán (2004 NLDS Game 5) and Terry Puhl (1980 NLCS Game 5)...hit a bases-loaded, two-run, go-ahead double in Game 3 of the ALDS at Cleveland, and hit a go-ahead two-run homer off David Price in Game 2 of the ALCS at Boston.

2017: Made his sixth consecutive Opening Day roster and led the World Series Champion Astros in RBI (90) and ranked third in OPS (.907) to José Altuve (.957) and Carlos Correa (.941)...among AL players, ranked sixth in OPS, eighth in OBP (.377), ninth in batting average (.303) and 10th in slugging (.530)...became the first player in MLB history to have a season with 30 doubles and 20 homers while appearing in multiple games at all of the following positions: leftfield, rightfield, first base, second base, third base, shortstop...played 134 games, but did not play more than 47 games at a single position...appeared in games at these positions: leftfield (47 games), shortstop (38), first base (31), second base (22), third base (19), rightfield (2)...made starts at: leftfield (38), shortstop (33), first base (20), third base (15), second base (14)...became the first player in MLB history to play at least 19 games at each of these five positions: first base, second base, third base, shortstop, leftfield...became the first player since Minnesota's Cesar Tovar (1968) to play 19 games at five different positions in a single season...set career highs in runs (67), hits (138), doubles (34), homers (23), RBI (90), walks (49), batting average, on-base percentage, slugging percentage and OPS...posted a career-long, 20-game on-base streak from Sept. 19, 2016-April 14, 2017...in May, ranked second in the AL in batting (.382) and OBP (.461) while ranking tied for second in RBI (22), third in OPS (1.198) and fourth in slugging (.737)...notched the second multi-homer game of his career on May 2 vs. Texas, setting a single-game career-high with five RBI...hit a solo homer in the 5th while batting right-handed, and an 8th-inning go-ahead grand slam batting left-handed...per Elias, the only other player in club history to hit two homers in a game, including a game-winning grand slam in the 8th inning or later was Kevin Bass on Aug. 20, 1989 vs. Chicago-NL...homered from both sides of the plate for the second time in his career in that game on May 2 vs. Texas (also July 26, 2016 vs. New York-AL)...prior to Gonzalez, the last Astros player to homer from both sides of the plate was Lance Berkman on July 3, 2006 vs. Chicago-NL...recorded his first career Postseason hit in Game 1 of the ALDS vs. Boston, a two-run, go-ahead double off LHP Chris Sale in the 4th inning...was also his first career Postseason start...hit a game-tying homer in the ninth inning off Kenley Jansen in Game 2 of the World Series at Los Angeles-NL...was his first career Postseason homer...became the 10th player in World Series history to hit a game-tying home run in the 9th inning, and the first since Kansas City's Alex Gordon in Game 1 of the 2015 World Series...was the first such homer by a visiting player since Boston's Dwight Evans in Game 3 of the 1975 Fall Classic at Cincinnati...played in all 18 Postseason games en route to Houston's first ever World Series championship.

AL BATTING LEADERS

HITS AMONG SWITCH HITTERS SINCE 2016

1. Francisco Lindor.....	713
2. José Ramírez.....	641
3. Marwin Gonzalez.....	494
4. Jorge Polanco.....	467
5. Carlos Santana.....	460

2016: In his fifth Major League season, set career highs in games played (141), at-bats (484), runs (55), hits (123), doubles (26), triples (3), homers (13), RBI (51), walks (22) and stolen bases (12)...made 118 starts at multiple positions: 74 at first base, 16 at third base, 14 in leftfield, eight at second base and six at shortstop...also made one appearance in centerfield...made the Opening Day roster for the fifth consecutive year (all with Houston)...spent the entire season on the Astros active roster...started at first base on April 5, marking his second career Opening Day start...recorded the first multi-homer game of his career on July 26 vs. NY...switch hitter homered off CC Sabathia and Anthony Swarzak, becoming the first Astros player to homer from both sides of the plate since Lance Berkman on July 3, 2006 vs. Chicago-NL (homered off Carlos Marmol and Will Ohman)...had a career-long 13-game hitting streak from July 15-Aug. 3.

2015: Posted single-season career highs in games (120), starts (86), hits (96), doubles (18), homers (12), RBI (34), slugging percentage (.442) and OPS (.759)...played first base (43 games), shortstop (32), third base (21), second base (15) and leftfield (15)...hit .295 (41-for-139) with eight doubles, one triple, six homers, 14 RBI and an .843 OPS (.347 OBP/.496 SLG) against left-handed pitchers...made the Astros Opening Day roster for the fourth consecutive season...spent the entire year with Houston, but did miss seven games in September while nursing various hand injuries...hit a walk-off homer on Aug. 18 vs. Tampa Bay, becoming the first Astros player with three hits and an extra-inning homer in the same game since Miguel Tejada on June 2, 2009 (Elias Sports Bureau)...over his final 70 games of the year, hit .321 (68-for-212) with nine doubles, one triple, 10 homers, 21 RBI and an .885 OPS (.371 OBP/.514 SLG)...played in four of the Astros six playoff games as a defensive replacement...marked his first trip to the Postseason.

2014: Played in a career-high 103 games with Houston, making 76 starts (64 at SS, 6 at 3B, 5 at 2B, 1 in LF)...became the first Astro to start games at those four positions in one season since Brian Bixler (2012)...tallied 285 at-bats, 81 more than his previous high set in 2013, and set career highs in almost every offensive category...batted .333 (13-for-39) against lefties, and all six of his homers came off righties...made his third

straight Opening Day roster and spent the entire season on the active major league roster for the first time in his career...shared time at shortstop with Jonathan Villar and former Twins infielder Gregorio Petit...notched four hits and an RBI on May 26 at Kansas City, marking a career high for hits in a game...the last Astros shortstop to record four hits in a game was IF Angel Sanchez on April 12, 2011, vs. Chicago-NL.

2013: Played in 72 games with Houston, primarily at shortstop (53 games), but also saw time at second base (10) and third base (4)...made his second straight Opening Day roster and split time at shortstop with IF Ronny Cedenio until he was optioned to Triple-A on June 24...played in 44 games with Triple-A Oklahoma City and was recalled back to Houston on Aug. 14...remained in Houston through the end of the season where he served as the backup shortstop to Jonathan Villar...on April 2 vs. Texas, broke up Yu Darvish's perfect-game bid with two outs in the 9th inning by hitting a single up the middle.

2012: Selected by Boston in the Rule 5 Draft before being traded to Houston in exchange for RHP Marco Duarte...even though he was acquired in a trade, his Rule 5 status still applied...the 10th overall selection in the 2011 Rule 5 Draft spent the entire 2012 season with the Astros on the major league roster...hit .234 (48-for-205) across 80 MLB games, making 38 starts at shortstop, six at third base and four at second base...made stints on the Paternity List (April 27-30) and the Injured List (June 8-July 15)...started at shortstop for Houston on Opening Day, April 6, 2012, vs. COL...hit his first MLB homer on May 14 at Philadelphia, which came as a pinch-hitter, off Joe Blanton.

2011: Returned to Double-A Tennessee (Chicago-NL) at the onset of the season, appearing in 64 games and hitting .301 (65-for-216) before being promoted to Triple-A Iowa...was named a Southern League Midseason All-Star...combined to hit .288 (119-for-413) with four home runs and 39 RBI in 124 games at the two levels...posted a .324 (47-for-145) line with two homers and 14 RBI against lefties and a .269 (72-for-268) mark against right-handed pitchers...played for Caracas in the Venezuelan Winter League, hitting .292 (49-for-168) with 17 RBI in 42 games.

2010: Returned to Single-A Daytona for the first 23 games of the season before being promoted to Double-A Tennessee...combined to hit .251 (98-for-390) with four homers and 46 RBI at the two stops...played almost exclusively at shortstop with Tennessee, appearing in 81 games at the position and two games in the outfield...following the season, played for Caracas in the Venezuelan Winter League, hitting .324 (68-for-210) with two homers and 38 RBI in 59 games.

2009: Spent entire season with Single-A Daytona...played games at second base (27 games), third base (24), shortstop (38), leftfield (28) and centerfield (10)...marked his first professional appearance as an outfielder...played for Caracas in the Venezuelan Winter League following the season and hit .313 (21-for-67) with six doubles, two home runs and nine RBI in 24 games.

2008: Combined to hit .261 (94-for-360) with 52 RBI in 98 games with Single-A Peoria (33 games) and Single-A Boise (65)...led Boise and finished fourth in the Northwest League with 43 RBI.

2007: Repeated the season with the AZL Cubs but played in only 17 games because of injury.

2006: Combined to hit .227 (35-for-154) in his first professional season...began the year with the AZL Cubs and hit .198 (17-for-86) before joining the DSL Cubs to finish the season...hit four home runs and collected 10 RBI in his 18 games with the DSL Cubs.

PROFESSIONAL: Originally signed by Chicago-NL as a 16-year-old undrafted free agent from Venezuela on November 23, 2005.

GONZALEZ'S PLAYING RECORD

YEAR	CLUB	AVG	G	AB	R	H	2B	3B	HR	RBI	SH	SF	HB	BB	SO	SB	CS	OBP	OPS
2006	AZL Cubs	.198	24	86	9	17	4	1	0	11	0	0	0	8	19	0	2	.266	.533
	DSL Cubs	.265	18	68	9	18	3	0	4	10	1	0	0	0	14	1	1	.265	.750
2007	AZL Cubs	.288	17	59	12	17	3	3	1	10	0	0	1	9	10	1	2	.391	.883
2008	Peoria	.224	33	116	6	26	7	0	0	9	1	2	0	3	15	1	1	.240	.524
	Boise	.279	65	244	29	68	15	3	0	43	6	2	2	13	36	15	7	.318	.683
2009	Daytona	.241	120	424	43	102	15	4	2	34	8	1	2	26	77	9	8	.287	.596
2010	Tennessee	.246	86	305	24	75	11	3	4	41	3	4	1	17	40	6	4	.284	.625
	Daytona	.271	23	85	7	23	3	0	0	5	2	1	1	7	13	7	1	.330	.636
2011	Iowa	.274	60	197	24	54	12	1	2	19	8	4	1	16	21	3	1	.326	.701
2011	Tennessee	.301	64	216	29	65	18	1	2	20	2	1	3	17	27	4	2	.359	.780
2012	Oklahoma City	.333	13	39	2	13	4	0	1	10	0	0	1	3	7	0	0	.395	.908
	HOUSTON	.234	80	205	21	48	13	0	2	12	1	0	0	13	29	3	3	.280	.607
2013	Oklahoma City	.262	44	172	16	45	10	1	1	15	2	1	0	8	23	4	1	.293	.642
	HOUSTON	.221	72	204	22	45	8	0	4	14	8	1	0	9	37	6	2	.252	.571
2014	HOUSTON	.277	103	285	33	79	16	1	6	23	4	0	4	17	58	2	4	.327	.727
2015	HOUSTON	.279	120	344	44	96	18	1	12	34	7	0	3	16	74	4	5	.317	.759
2016	HOUSTON	.254	141	484	55	123	26	3	13	51	6	1	5	22	118	12	6	.293	.694
2017	HOUSTON	.303	134	455	67	138	34	0	23	90	3	2	6	49	99	8	3	.377	.907
2018	HOUSTON	.247	145	489	61	121	25	3	16	68	5	2	3	53	126	2	3	.324	.733
2019	MINNESOTA	.264	114	425	52	112	19	0	15	55	0	1	6	31	98	1	0	.322	.736
Minor League Totals		.260	567	2011	210	523	105	17	17	227	33	16	12	127	302	51	30	.306	.660
Major League Totals		.264	909	2891	355	762	158	8	91	347	34	7	27	210	639	38	26	.319	.737

GONZALEZ'S PROFESSIONAL INJURED LIST HISTORY

DATES	INJURY	LEVEL
June 19-29, 2019	Right Hamstring Strain	Minnesota
June 7-July 15, 2012	Right Heel Contusion	Houston
June 22-August 8, 2007	Right Pinky Fracture	AZL Cubs

GONZALEZ'S CAREER FIELDING RECORD

POSITION	PCT	G	PO	A	E	TC	DP	PB
Shortstop	.970	292	315	712	32	1059	148	—
First Base	.993	212	1258	118	10	1386	111	—
Leftfield	.992	175	224	12	2	238	1	—
Second Base	.989	112	130	225	4	359	50	—
Third Base	.964	133	65	199	10	274	13	—
Rightfield	.971	48	62	4	2	68	0	—
Centerfield	1.000	3	2	0	0	2	0	—
Totals	.982	1819	2056	1270	60	3386	323	—

GONZALEZ'S WILD CARD GAME RECORD

YEAR	OPPONENT	AVG	G	AB	R	H	2B	3B	HR	RBI	SH	SF	HBP	BB	SO	SB	CS	OBP	OPS
2015	New York-AL	.000	1	1	0	0	0	0	0	0	0	0	0	0	1	0	0	.000	.000

GONZALEZ'S DIVISION SERIES RECORD

YEAR	OPPONENT	AVG	G	AB	R	H	2B	3B	HR	RBI	SH	SF	HBP	BB	SO	SB	CS	OBP	OPS
2015	Kansas City	.000	3	2	0	0	0	0	0	0	0	0	0	0	1	0	0	.000	.000
2017	Boston	.200	4	15	2	3	1	0	0	2	0	0	2	0	6	0	0	.294	.561
2018	Cleveland	.538	3	13	1	7	2	0	0	5	0	0	1	0	2	0	1	.571	1.264
2019	New York-AL	.273	3	11	0	3	1	0	0	0	0	0	0	0	4	0	0	.273	.636
Division Series Totals		.317	13	41	3	13	4	0	0	7	0	0	3	0	13	0	1	.364	.778

GONZALEZ'S LEAGUE CHAMPIONSHIP RECORD

YEAR	OPPONENT	AVG	G	AB	R	H	2B	3B	HR	RBI	SH	SF	HBP	BB	SO	SB	CS	OBP	OPS
2017	New York-AL	.136	7	22	2	3	1	0	0	0	0	0	0	2	4	0	0	.208	.390
2018	Boston	.200	5	20	2	4	0	0	2	4	0	0	1	1	7	0	1	.273	.773
League Championship Totals		.167	12	42	4	7	1	0	2	4	0	0	1	3	11	0	1	.239	.572

GONZALEZ'S WORLD SERIES RECORD

YEAR	OPPONENT	AVG	G	AB	R	H	2B	3B	HR	RBI	SH	SF	HBP	BB	SO	SB	CS	OBP	OPS
2017	Los Angeles-NL	.208	7	24	3	5	2	0	1	2	0	0	0	4	5	0	0	.321	.738





1 NICK GORDON



INFIELDER

H/W: 6-0/160 B/T: L/R
Opening Day Age: 24
Born: 10/24/1995 in Avon Park, FL
Resides: Winter Garden, FL

Acquired: 1st RD (5th overall), 2014 MLB Draft
M.L. Service: None
Options Used: 1 of 3
Contract Status: Signed thru 2020

PERSONAL: Nicholas Chad Gordon...Twitter: @FlashGThe3rd...son, Jaxon (born in 2018)...2014 graduate of Olympia (FL) High School...hit .517 with 10 doubles, two triples, six home runs, 27 RBI and 13 stolen bases as a senior, and .505 with 15 doubles, six triples and 12 stolen bases as a junior...named Gatorade Florida Baseball Player of the Year in 2013 and '14 and named a Perfect Game All-American...rated as fifth best prospect in the 2014 draft by MLB.com...ranked as the sixth best prospect, and as having the best infield arm, in the 2014 draft by *Baseball America*...verbally committed to Florida State, but elected to play professional baseball...is the son of three-time All-Star right-handed pitcher Tom "Flash" Gordon and brother of current Mariners infielder/outfielder Dee Gordon...produces hip hop music in spare time, rapping under the alias G-Cinco (gcincomusic.com).

2019:

- Spent third career spring training with Twins; optioned to Triple-A Rochester on March 12 where he played entire season.
- Reached safely in 24 consecutive games from May 22-June 20, hitting .298 (28-for-94) with a .343 on-base percentage in that span...hit safely in season-long 16 straight games from June 1-20.
- Hit .331 (39-for-118) with 13 doubles, one triple, two home runs, 19 RBI and a .893 OPS in final 28 games from July 1-August 2.
- Placed on 7-day Injured List August 3 with a left knee contusion after being hit by a pitch August 2 at Pawtucket, ending his season.
- Played 40 games (39 starts) at shortstop for Wings and 30 games (29 starts) at second base.
- Hit .307 (66-for-215) with 27 extra-base hits vs. right-handed pitching and .273 (21-for-77) with nine extra-base hits vs. left-handed pitching.
- Despite playing in just 70 games for Red Wings, led club in stolen bases (14), while ranking second in doubles (29), fourth in runs scored (49), and fifth in hits (87) and total bases (134).

2018: Was an invite to Twins spring training, the second of his career; reassigned to minor league camp March 18...began season with Double-A Chattanooga and recorded a four-hit game in first game April 5 vs. Birmingham...named Twins minor league player of the week May 12, hitting .385 (10-for-26) with three doubles, one home run and five RBI in seven games for the Lookouts...promoted to Triple-A Rochester May 22 where he finished the season...between both stops, played 103 games (102 starts) at shortstop and 36 games (35 starts) at second base...combined to hit .248 (135-for-544) with 23 doubles, seven triples, seven home runs, 49 RBI, 62 runs scored, 20 stolen bases and a .298 on-base percentage in 141 games between Chattanooga and Rochester...led all of minor league baseball in games played (141), playing 99 with the Red Wings and 42 with the Lookouts...ranked third in at-bats (544)...added to Twins 40-man roster November 20.

2017: Was an invite to first career Twins spring training; reassigned to minor league camp March 18; spent entire season with Double-A Chattanooga...named MiLB.com Southern League Player of the Month for May, hitting .294 (32-for-109) with 11 doubles, three triples, three home runs, 15 RBI and 14 walks in 27 games...named Southern League Midseason All-Star...named SiriusXM Futures Game All-Star, leading off and playing shortstop for the U.S. Team, going 1-for-3 with a run scored...set season-high and tied minor league career-high with five hits August 14 at Birmingham...named SL Postseason All-Star...hit .299 (119-for-398) vs. right-handed pitching and .174 (21-for-121) vs. left-handed pitching...ranked tied for second in all of Double-A baseball in triples (8) and fourth in at-bats (519)...ranked tied for first in SL in triples (8), third in hits (140) and runs (80), fourth in total bases (212), and tied for sixth in doubles (29)...ranked eighth-best prospect in Twins system by *Baseball America*, entering 2018...ranked 80th best prospect in baseball by MLB.com.

2016: Spent entire season with Single-A Ft. Myers...named Twins minor league Player of the Week April 16, hitting .444 (12-for-27) with five doubles, one home run, four RBI, five runs scored and two stolen bases in six games for the Miracle...placed on 7-day Injured List May 4 with a concussion; reinstated May 11...hit .315 (108-for-343) against right-handed pitching and .220 (26-for-118) against left-handed pitching...led Miracle in hits (134), doubles (23), triples (6), RBI (52), total bases (178), runs (56), at-bats (461) and stolen bases (19)...ranked fourth in Florida State League in hits, tied for seventh in triples and 11th in total bases...played 103 games (102 starts) at shortstop for Miracle, two games (both starts) at second base and one game (1 start) at third base, committing 26 total errors...named Florida State League Mid- and Postseason All-Star...named shortstop on the Twins organization All-Star team by MiLB.com...played in Arizona Fall League for Surprise, hitting .346 (28-for-81) with four doubles, two triples, seven RBI, eight walks and a .481 on-base percentage in 21 games...named to AFL Rising Stars Team and All-Prospect Team...named top prospect in Twins system by *Baseball America*, entering 2017.

2015: Spent entire season with Single-A Cedar Rapids...led Kernels in hits (133), runs (79), RBI (58) and doubles (23), and was second in stolen bases (25) and triples (7)...ranked second in Midwest League in runs scored (79)...finished with the fifth-most stolen bases in the Twins system and sixth in batting average (.277)...ranked as the fourth best prospect in the Twins system by *Baseball America* entering 2016...also ranked 53rd best prospect in baseball by *Baseball America*, 91st by MLB.com and 62nd by BaseballProspect.com entering 2016.

2014: Spent first professional season with Rookie-Elizabethton...selected to Appalachian League Postseason All-Star team...finished with a .294 batting average, ranking fourth among Twins minor leaguers and eighth in the Twins organization...named sixth best prospect in the Twins system by *Baseball America* and the 33rd best prospect in baseball by MLB.com entering 2015.

PROFESSIONAL: Selected by Twins in first round (5th overall) of 2014 First-Year Player Draft; signed by scout Brett Dowdy.

GORDON'S BATTING RECORD

YEAR	CLUB	AVG	G	AB	R	H	2B	3B	HR	RBI	SH	SF	HBP	BB	SO	SB	CS	OBP	OPS
2014	Elizabethton	.294	57	235	46	69	6	4	1	28	0	4	5	11	45	11	7	.333	.699
2015	Cedar Rapids	.277	120	481	79	133	23	7	1	58	3	4	6	39	88	25	8	.336	.696
2016	Ft. Myers	.291	116	461	56	134	23	6	3	52	1	0	8	23	87	19	13	.335	.721
2017	Chattanooga	.270	122	519	80	140	29	8	9	66	0	2	4	53	134	13	7	.341	.749
2018	Chattanooga	.333	42	162	22	54	10	3	5	20	0	4	4	11	27	7	2	.381	.906
	Rochester	.212	99	382	40	81	13	4	2	29	1	1	3	23	82	13	3	.262	.544
2019	Rochester	.298	70	292	49	87	29	3	4	40	0	5	4	18	65	14	4	.342	.801
Minor League Totals		.276	626	2532	372	698	133	35	25	293	5	20	34	178	528	102	44	.329	.715

GORDON'S PROFESSIONAL INJURED LIST HISTORY

DATES	INJURY	LEVEL
August 3-end of 2019 season	Left Knee Contusion	Triple-A Rochester
May 13-21, 2019	Left Thigh Strain	Triple-A Rochester
April 4-May 2, 2019	Acute Gastritis	Triple-A Rochester
May 4-11, 2016	Concussion-like Symptoms	Single-A Ft. Myers

AMERICAN LEAGUE CENTRAL HISTORY

YEAR	CHAMPION	RECORD	TWINS FINISH
1994*	Chicago White Sox	67-46	Fourth place with a record of 53-60, 15.0 games back
1995	Cleveland Indians	100-44	Fifth place with a record of 56-88, 44.0 games back
1996	Cleveland Indians	78-84	Fourth place with a record of 78-84, 21.5 games back
1997	Cleveland Indians	86-75	Fourth place with a record of 68-94, 18.5 games back
1998	Cleveland Indians	89-73	Fourth place with a record of 70-92, 19.0 games back
1999	Cleveland Indians	97-65	Fifth place with a record of 63-97, 33.0 games back
2000	Chicago White Sox	95-67	Fifth place with a record of 69-93, 26.0 games back
2001	Cleveland Indians	91-71	Second place with a record of 85-77, 6.0 games back
2002	Minnesota Twins	94-67	Lost 4 games to 1 in the ALCS to the Anaheim Angels
2003	Minnesota Twins	90-72	Lost 3 games to 1 in the ALDS to the New York Yankees
2004	Minnesota Twins	92-70	Lost 3 games to 1 in the ALDS to the New York Yankees
2005	Chicago White Sox	99-63	Third place with a record of 83-79, 16.0 games back
2006	Minnesota Twins	96-66	Swept in three games in the ALDS by the Oakland Athletics
2007	Cleveland Indians	96-66	Third place with a record of 79-83, 17.0 games back
2008	Chicago White Sox	89-74	Second place with a record of 88-75, 1.0 game back
2009	Minnesota Twins	87-76	Swept in three games in the ALDS by the New York Yankees
2010	Minnesota Twins	94-68	Swept in three games in the ALDS by the New York Yankees
2011	Detroit Tigers	95-67	Fifth place with a record of 63-99, 32.0 games back
2012	Detroit Tigers	88-74	Fifth place with a record of 66-96, 22.0 games back
2013	Detroit Tigers	93-69	Fourth place with a record of 66-96, 27.0 games back
2014	Detroit Tigers	90-72	Fifth place with a record of 70-92, 20.0 games back
2015	Kansas City Royals	95-67	Second place with a record of 83-79, 12.0 games back
2016	Cleveland Indians	94-67	Fifth place with a record of 59-103, 35.5 games back
2017	Cleveland Indians	102-60	Second place with a record of 85-77 earning second Wild Card
2018	Cleveland Indians	91-71	Second place with a record of 78-84, 13.0 games back
2019	Minnesota Twins	101-61	Swept in three games in ALDS by the New York Yankees

*Season cut short due to work stoppage



73 JUAN GRATEROL



**NON-ROSTER
INVITE**

CATCHER

H/W: 6-1/225 B/T: R/R
Opening Age: 31
Born: 2/14/1989 in Maracay, VZ
Resides: Aragua, VZ

Acquired: Signed minor league contract. 11/26/19
M.L. Service: 1 year. 126 days
Options Used: 2 of 3
Contract Status: Signed thru 2020

PERSONAL: Juan José Graterol...pronounced GRAD-er-all...Twitter: @Grateroljuan59...Instagram: @graterol3541...originally signed by the Royals by scout Juan Indriago...born in Maracay, VZ.

2019:

- Was a non-roster invite to Cincinnati's spring training, his first with the Reds and his 14th season in professional baseball...second stint with Reds organization.
- Began the season at Triple-A Louisville.
- Placed on Louisville Injured List from April 6-14 with a left heel sprain.
- Promoted on July 17, following injuries to catchers Curt Casali and Kyle Farmer, and spent the rest of the season on the Reds roster.
- Made five starts for Reds July 17-24.
- Placed on 7-day Concussion List July 26-September 6, missing 42 games.
- Following that stint on the Concussion List, made just one more appearance, in the ninth inning of 8-2 loss on September 16 at Wrigley Field; pinch hit and singled.
- Signed as minor league free agent with invite to Twins spring training November 26.

2018: Spent first half of the season with Triple-A Salt Lake (Los Angeles-AL), hitting .322 (29-for-90) with five doubles and 13 RBI in 24 games...made one appearance with Los Angeles-AL on May 5, went 1-for-1...designated for release or assignment on June 19, cleared waivers and became a free agent...signed to minor league contract with the Twins on June 28, assigned to Triple-A Rochester...in 34 games with the Red Wings, hit .284 (33-for-116) with six doubles, 10 RBI and 12 runs scored...contract selected by Minnesota to help at catching depth (Garver concussion) September 22...claimed off waivers by Cincinnati October 10.

2017: After being acquired from Toronto April 18, remained with Los Angeles-AL for the rest of the season...set new career highs in nearly every category, including games (48), runs scored (5), hits (17), doubles (4) and RBI (10)...caught 10 of 30 (33%) base stealers...appeared in four games with Triple-A Buffalo (Toronto) prior to trade to the Angels...prior to the season, was selected off waivers by the Cincinnati Reds, Arizona Diamondbacks, Toronto Blue Jays and the Angels twice.

2016: Spent a majority of the season with Triple-A Salt Lake but made two stints with Los Angeles-AL...went 4-for-14 (.286) across nine big league games...made major league debut September 2 at Seattle after 11 seasons in the minors...logged first big league hit and RBI (9th inning double) that evening...despite having contract originally selected July 18, did not appear in a game before being optioned July 23...attended Angels spring training as a non-roster invitee after signing as a minor league free agent January 12, 2016...during the 2016 offseason, was claimed off waivers by Cincinnati from the Angels, November 28, 2016, then claimed off waivers by the Diamondbacks December 23, 2016 before being claimed by the Angels January 19, 2017.

2015: Signed a minor-league contract with New York-AL, spent most of the season with Triple-A Scranton/Wilkes-Barre...was on the 7-day Injured List from April 9-June 9 and from August 4-18, playing only 28 total games between S/WB, Double-A Trenton and Single-A Charleston.

2014: Was a non-roster invite to spring training with Kansas City...spent most of the season with Double-A Northwest Arkansas...named Texas League Player of the Week for the week of August 5-11, hitting .526 (10-for-19) with three doubles and seven RBI...promoted to Triple-A Omaha on August 6, and played in seven games with Omaha.

2012: Spent the year with Single-A Wilmington (Kansas City), hitting .301 (59-for-196)...was placed on 7-day Injured List with a left elbow sprain and knee contusion on June 8, and missed the rest of the year.

2011: Split the season between Single-A Kane County (Kansas City) and Single-A Wilmington...had two stints on the 7-day IL: April 16-May 2 with a sprained right ankle, August 12-25 with a concussion.

2006: Played first professional season with the DSL Royals, hitting .296 (45-for-152) in 48 games.

PROFESSIONAL: Originally signed by the Royals in 2006; scout Juan Indriago.

CAREER HIGHS

Hits: 2, 2x, last 8/6/17 vs. OAK

RBI: 3, 8/6/17 vs. OAK

HR: --

GS: --

SB: --

Hit Streak: 8, 5/25-6/30/17

WALK-OFF HITS/PA

None

MULTI-HR GAMES

None



GRATEROL'S BATTING RECORD

YEAR	CLUB	AVG	G	AB	R	H	2B	3B	HR	RBI	SH	SF	HBP	BB	SO	SB	CS	OBP	OPS
2006	AZL Royals	.296	48	152	31	45	8	0	0	20	1	1	5	18	10	0	0	.386	.735
2007	Burlington	.225	33	102	12	23	1	0	0	10	0	1	1	9	17	1	0	.292	.527
2008	Idaho Falls	.276	32	98	13	27	4	0	0	15	0	0	3	11	16	2	1	.366	.682
2009	Idaho Falls	.286	3	7	2	2	0	0	0	1	2	1	1	2	1	0	0	.455	.740
	Burlington	.310	29	87	10	27	4	0	0	10	2	2	1	6	12	2	0	.354	.710
2010	Burlington	.292	31	113	9	33	4	0	0	9	0	0	1	6	9	0	0	.333	.661
	Wilmington	.000	3	6	0	0	0	0	0	2	0	1	0	1	1	0	0	.125	.125
2011	Kane County	.203	35	123	5	25	3	0	0	6	2	0	0	10	12	0	0	.263	.491
2011	Wilmington	.182	23	77	3	14	2	0	1	5	0	0	0	6	16	0	0	.241	.488
2012	Wilmington	.301	61	196	26	59	12	0	2	18	4	0	4	7	24	0	2	.338	.731
2013	Northwest Arkansas	.286	56	182	17	52	6	0	3	17	4	1	2	6	22	3	0	.314	.682
2014	Northwest Arkansas	.280	70	246	17	69	17	0	4	28	5	1	3	9	29	0	0	.313	.711
	Omaha	.250	7	20	0	5	0	0	0	2	0	1	0	0	4	0	0	.238	.488
2015	Charleston	.200	3	10	1	2	1	0	0	1	0	0	0	2	1	0	0	.333	.633
	Trenton	.188	5	16	1	3	0	0	0	2	0	0	0	2	2	0	0	.278	.465
	Scranton/Wilkes-Barre	.200	20	70	8	14	1	0	1	9	0	1	0	1	10	0	0	.208	.465
2016	Salt Lake	.300	68	227	24	68	10	0	2	23	2	2	5	10	27	2	1	.340	.710
	LOS ANGELES-AL	.286	9	14	2	4	2	0	0	3	1	0	0	0	3	0	0	.286	.714
2017	Buffalo	.429	4	14	2	6	0	0	0	0	0	0	0	0	1	0	0	.429	.857
	LOS ANGELES-AL	.202	48	84	5	17	4	0	0	10	0	2	0	1	13	0	0	.207	.457
2018	Salt Lake	.322	24	90	11	29	5	0	0	13	1	1	1	3	10	0	0	.347	.725
	Rochester	.284	34	116	12	33	6	0	0	10	0	1	4	2	3	0	0	.317	.653
	LOS ANGELES-AL	1.000	1	1	0	1	0	0	0	0	0	0	0	0	0	0	0	1.000	2.000
	MINNESOTA	.143	3	7	2	1	0	0	0	0	0	0	0	1	0	0	0	.250	.393
2019	Louisville	.249	58	209	19	52	9	1	2	26	0	1	2	14	18	0	1	.301	.626
	CINCINNATI	.222	6	18	1	4	0	0	0	1	0	0	0	0	4	0	0	.222	.444
	Minor League Totals	.272	647	2161	223	588	92	1	15	227	23	15	33	125	245	10	5	.320	.656
	Major League Totals	.218	67	124	10	27	6	0	0	14	1	2	0	2	20	0	0	.266	.493

GRATEROL'S CAREER FIELDING RECORD

POSITION	PCT	G	PO	A	E	TC	DP	PB
Catcher	.997	65	330	31	1	362	2	—

GRATEROL'S PROFESSIONAL INJURED LIST HISTORY

DATES	INJURY	LEVEL
July 25-end of 2019 season	Concussion-like Symptoms	Cincinnati
April 6-15, 2019	Left Heel Contusion	Triple-A Louisville
July 27-August 3, 2018	Right Wrist Contusion	Triple-A Rochester
June 6-19, 2018	Concussion-like Symptoms	Triple-A Salt Lake
May 18-25, 2018	Left Foot Bruise	Triple-A Salt Lake
August 1-18, 2015	Concussion-like Symptoms	Double-A Trenton
April 9-June 9, 2015	Right Elbow Inflammation	Triple-A Scranton/Wilkes-Barre
June 8-15, 2012	Left Knee Contusion	Single-A Wilmington
April 6-May 9, 2012	Neck Sprain	Single-A Wilmington
August 12-end of 2011 season	Neck Strain	Single-A Kane County
April 14-May 2, 2011	Right Foot Contusion	Single-A Wilmington
June 25-end of 2010 season	Left Wrist Fracture	Rookie-Level Burlington
April 8-18, 2010	Right Groin Strain	Rookie-Level Burlington



58 BLAINE HARDY

NON-ROSTER
INVITE



LEFT-HANDED PITCHER

H/W: 6-2/218 B/T: L/L
Opening Day Age: 33
Born: 3/14/1987 in Seattle, WA
Resides: Edmonds, WA

Acquired: Signed as free agent, 11/26/19
M.L. Service: 4 years, 108 days
Options Used: 2 of 3
Contract Status: Signed thru 2020

PERSONAL: Blaine Patrick Hardy...Twitter: @blainehardy65 ...resides in Edmonds, WA during the offseason with his wife, Nicky, and their son, Griffin...during time his with the Detroit organization participated in the Autograph Memorabilia Donation program and Gloves for Kids; attended Keeping Kids in the Game, and the annual Ilitch Charities Celebrity Golf Classic...participated in the Tigers Winter Caravan and TigerFest...graduated from Edmonds Woodway High School (WA) in 2005...began his college career at the University of Portland (OR), appearing in 15 games for the Pilots...transferred to Bellevue (WA) Community College, and later to Lewis-Clark State College (ID) where he went 8-1 with a 2.48 ERA to help the Warriors win the 2008 NAIA National Championship.

2019:

- Appeared 39 times from the bullpen, going 1-1, 4.47 ERA (44.1 IP, 22 ER) with 13 walks and 29 strikeouts...also had seven holds, the highest total he's had in a season since posting 13 in 2015.
- Between May 21 and July 7, posted a 1.80 ERA (25.0 IP, 4 ER) with 10 strikeouts and 11 hits allowed... among major league relievers with at least 20.0 innings pitched during that span, he ranked third with a 0.80 WHIP, fourth with a .167 (11-for-66) opponent batting average and tied for fifth in ERA.
- Named the Tigers Pitcher of the Month for June, posting a 2.25 ERA (12.0 IP, 3 ER) and eight strikeouts in 10 appearances...had a 0.83 WHIP and .195 (8-for-41) opponents batting average during the month.
- Finished season on 60-day Injured List with a left elbow injury...was outrighted to Triple-A Toledo on October 24 and elected free agency.

2018: Spent most of season with the Tigers, appearing in 30 games, including 13 as a starter...also pitched in nine games, including four starts, with Triple-A Toledo...made the first 13 starts of his major league career and went 4-4 with a 4.26 ERA (67.2 IP, 32 ER) and 47 strikeouts...had an 0-1 record with one save, a 0.98 ERA (18.1 IP, 2 ER) and 19 strikeouts in 17 relief appearances...named Tigers Minor League Pitcher of the Month for April, appearing in seven games, including four starts, with Triple-A Toledo and going 3-0 with a 0.74 ERA (24.1 IP, 2 ER) and 30 strikeouts...earned first victory as a starter on May 27 vs. Chicago-AL, throwing a season-high 7.0 innings and allowing one run on six strikeouts...recorded the first save of his Major League career on July 2 at Toronto, tossing a perfect 10th inning...sidelined from August 15-31 with left elbow tendinitis.

2017: Completed fourth season with Tigers, appearing in 35 games...picked up his only win of the season on April 22 at Minnesota, giving up a run on three hits with one strikeout in 1.1 innings...appeared in 14 games with Triple-A Toledo in August and had a 1-0 record with three saves, a 1.88 ERA (14.1 IP, 3 ER) and 17 strikeouts.

2016: Split season between the Tigers and Triple-A Toledo...placed on the 15-day Injured List on April 2, retroactive to March 25, with a left shoulder impingement.

2015: Spent most of season with the Tigers, appearing in 70 games...tied for ninth in the AL with 70 appearances, while he was also tied for ninth among AL relievers with five wins.

2014: Saw first major league action with the Tigers, splitting season between Detroit and Triple-A Toledo...finished the season seventh among all AL rookie relievers with a 2.54 ERA (min 30.0 IP)...made major league debut on June 16 vs. Kansas City, tossing 2.0 scoreless innings out of the bullpen...earned first major league win on June 30 vs. Oakland.

2013: Split season between Double-A Erie and Triple-A Toledo in first season with the Tigers organization...named Tigers Minor League Pitcher of the Month for August after posting a 2-1 record with a 1.67 ERA (37.2 IP, 7 ER) and 28 strikeouts in six starts...appeared in eight games (two starts) with Mesa in the Arizona Fall League, compiling a 2-0 record with a 3.38 ERA (16.0 IP, 6 ER) and 16 strikeouts.

2012: Split season between Double-A Northwest Arkansas and Triple-A Omaha (Kansas City)...played in nine games for Bravos de Margarita in the Venezuelan Winter League, compiling a 0-1 record with a 6.00 ERA (6.0 IP, 4 ER) and seven strikeouts.

2011: Ranked ninth in the Texas League in saves, as he split the season between Double-A Northwest Arkansas and Triple-A Omaha...did not allow a run in seven consecutive appearances (13.1 IP) with Omaha from August 2-22.

2010: Split season between Double-A Northwest Arkansas and Triple-A Omaha, compiling a 1-0 record, a 0.69 ERA (26.0 IP, 2 ER), four saves and 16 strikeouts before having his contract transferred to Omaha on May 25...transitioned from reliever to starting pitcher on July 23, and made eight starts with Omaha, compiling a 1-2 record with a 5.00 ERA (36.0 IP, 20 ER) and 19 strikeouts.

2009: Spent season with Single-A Burlington (Kansas City)...finished third in the Midwest League among relievers with 1.61 walks per nine innings, and was fourth with a .186 (71-for-330) opponents batting average.

2008: Appeared in 21 games with Rookie-Idaho Falls (Kansas City)...tied for ninth in the Pioneer League with four saves.

PROFESSIONAL: Originally selected by Kansas City in the 22nd round of 2008 First-Year Player Draft...signed by Detroit as minor league free agent April 2, 2013.

CAREER HIGHS

IP: 7.0, 2x, last 8/3/18 at OAK
SO: 6, 2x, last 8/3/18 at OAK
Walks: 4, 6/1/18 vs. TOR
CG: --
Low-Hit CG: --
Win-Streak: 5, 9/22/15-6/1/18



HARDY'S PLAYING RECORD

YEAR	CLUB	W-L	ERA	G	GS	CG	SHO	SV	IP	H	R	ER	HR	HB	BB	SO	WP	K/9	BAA
2008	Idaho Falls	1-0	4.15	21	0	0	0	4	34.2	34	18	16	5	0	8	34	1	8.8	.256
2009	Burlington	4-4	2.05	36	3	0	0	9	92.1	71	26	21	3	7	17	94	4	9.2	.215
2010	Northwest Arkansas	1-0	0.69	12	0	0	0	4	26.0	11	2	2	0	1	8	16	0	5.5	.128
	Omaha	3-4	3.49	28	8	0	0	3	67.0	65	30	26	9	1	21	48	2	6.4	.255
2011	Northwest Arkansas	2-1	1.59	19	0	0	0	8	39.2	28	11	7	2	2	16	41	6	9.3	.194
	Omaha	2-3	7.14	23	0	0	0	0	29.0	38	25	23	7	1	19	23	0	7.1	.304
2012	Northwest Arkansas	1-1	2.61	10	0	0	0	3	20.2	17	8	6	3	2	9	13	4	5.7	.230
	Omaha	3-2	3.79	30	0	0	0	1	54.2	68	24	23	6	0	22	45	1	7.4	.318
2013	Erie	2-2	1.63	16	0	0	0	1	27.2	16	8	5	1	0	12	26	1	8.5	.170
	Toledo	6-1	1.69	14	9	1	1	0	64.0	46	12	12	7	2	19	53	0	7.5	.198
2014	Toledo	3-2	2.68	20	6	0	0	0	47.0	35	14	14	2	1	13	53	1	10.1	.208
	DETROIT	2-1	2.54	38	0	0	0	0	39.0	34	12	11	1	1	20	31	1	7.2	.238
2015	DETROIT	5-3	3.08	70	0	0	0	0	61.1	61	23	21	2	1	22	55	5	8.1	.260
2016	Lakeland	0-0	6.00	2	2	0	0	0	3.0	2	2	2	0	1	1	6	1	18.0	.167
	Toledo	1-0	1.72	32	0	0	0	1	31.1	20	6	6	1	1	5	19	1	5.5	.187
	DETROIT	1-0	3.51	21	0	0	0	0	25.2	25	11	10	2	0	12	20	1	7.0	.253
2017	Toledo	7-3	3.10	34	2	0	0	3	40.2	32	14	14	1	0	5	45	3	10.0	.221
	DETROIT	1-0	5.94	35	0	0	0	0	33.1	46	24	22	7	0	13	28	1	7.6	.331
2018	Toledo	3-0	1.03	9	4	0	0	0	26.1	14	3	3	0	0	4	34	1	11.6	.156
	DETROIT	4-5	3.56	30	13	0	0	1	86.0	79	37	34	10	2	22	66	2	6.9	.245
2019	Lakeland	0-0	0.00	2	0	0	0	0	3.0	0	0	0	0	0	3	0	9.0	.000	
	DETROIT	1-1	4.47	39	0	0	0	0	44.1	38	24	22	10	0	13	29	3	5.9	.232
Minor League Totals		39-23	2.67	308	34	1	1	37	607.0	497	203	180	47	19	179	553	26	8.2	.224
Major League Totals		14-10	3.73	233	13	0	0	1	289.2	283	131	120	32	4	102	229	13	7.1	.257

HARDY'S CAREER FIELDING RECORD

POSITION	PCT	G	PO	A	E	TC	DP	PB
Pitcher	.982	233	17	328	1	56	2	—

HARDY'S BATTING RECORD

BATTING	AVG	AB	R	H	2B	3B	HR	RBI	SH	SF	HBP	BB	SO	SB	OBP	OPS
Career	.000	1	0	0	0	0	0	0	0	0	0	0	0	0	.000	.000

HARDY'S PROFESSIONAL INJURED LIST HISTORY


DATES	INJURY	LEVEL
August 8-end of 2019 season	Left Elbow Injury	Detroit
April 22-May 11, 2019	Left Forearm Strain	Detroit
August 15-31, 2018	Left Elbow Tendinitis	Detroit
March 25-April 18, 2016	Left Shoulder Impingement	Detroit

TWINS MILESTONE WINS (SINCE 1961)

WIN	DATE	OPPONENT	SCORE	WINNING PITCHER
1	April 11, 1961	at New York-AL	6-0	Pedro Ramos
500	August 23, 1966	at Washington	7-0	Jim Kaat
1,000	July 12, 1972	vs. Milwaukee	7-1	Bert Blyleven
1,500	August 17, 1978	vs. Kansas City	6-5	Roger Erickson
2,000	September 25, 1985	at Texas	5-1	Bert Blyleven
2,500	September 28, 1991	at Toronto	5-0	Jack Morris
3,000	May 4, 1999	vs. New York-AL	8-4	Mike Lincoln
3,500	May 7, 2005	at Tampa Bay	8-1	Kyle Lohse
4,000	September 12, 2010	at Cleveland	6-2	Kevin Slowey
4,500	September 29, 2017	vs. Detroit	6-3	José Berríos



44 RICH HILL



LEFT-HANDED PITCHER

H/AW: 6-5/221 **B/T:** L/L
Opening Day Age: 40
Born: 3/11/1980 in Boston, MA
Resides: Boston, MA

Acquired: Signed as free agent, 12/31/19
M.L. Service: 10 years, 127 days
Options Used: 3 of 3
Contract Status: Signed thru 2020

PERSONAL: Richard Joseph Hill...resides in Boston with his wife Caitlin, and their son, Brice...is a 1999 graduate of Milton (MA) High School...attended the University of Michigan, where he pitched for three seasons from 2000-2002.

CAREER HIGHLIGHTS: Since 2016, ranks third in baseball in opponent batting average (.209), sixth in ERA (3.00), eighth in WHIP (1.08) and ninth in strikeouts-per-9.0 IP (10.64)...enters 16th season in baseball...Twins are ninth different team: Chicago-NL (2005-08), Baltimore (2009), Boston (2010-12, '15), Cleveland (2013), Los Angeles-AL (2014), New York-AL (2014), Oakland (2016) and Los Angeles-NL (2016-19)...made major league debut June 15, 2005 against the Florida Marlins as a member of the Cubs, allowing two runs on three hits and striking out two in an inning of relief...made first career big league start on July 25, 2005 against the Giants, allowing two runs on five hits and striking out five in 5.0 innings...recorded first big league win on August 1, 2006 against Arizona, allowing three runs on six hits and striking out six in 8.0 innings.

POSTSEASON CAREER: Has made 13 career appearances (12 starts), going 1-2, 3.06 ERA (53.0 IP, 18 ER) with 32 walks and 65 strikeouts...**2019:** Made the start for the Dodgers in Game 4 of the NLDS vs. Washington, allowing one run on two hits in 2.2 innings pitched...**2018:** Appeared in four games (3 starts) during the Dodgers' run to the World Series without factoring into a decision, allowing only four runs in 16.2 innings (2.16 ERA) while holding batters to a .155/.310/.172 slash line...**2017:** did not factor in the decision in each of his four starts during the Postseason, while posting a 2.55 ERA (17.2 IP, 5 ER) and holding hitters to a .203 average...struck out 24 against eight walks in 17.2 innings...the Dodgers went 3-1 in his starts...**2016:** Went 1-1, 3.46 ERA (13.0 IP, 5 ER) in three Postseason starts for Los Angeles-NL and struck out 19 against six walks in 13.0 innings...made starts in Games 2 and 5 of the NLDS vs. the Nationals, going 0-1 with a 6.43 ERA (7.0 IP, 5 ER)...picked up his first career Postseason win against the Cubs in Game 3 of the NLCS, allowing just two hits and striking out six in 6.0 scoreless innings...**2007:** Made first career Postseason appearance with the start for Chicago-NL in the NLDS Game 3 against the Diamondbacks, allowing three runs on six hits in 3.0 innings and recording the loss.

2019:

- Began fourth season with Los Angeles-NL but missed spring training and almost entire April with left knee injury.
- Spent two stints on the Injured List: March 25-April 28 (left knee sprain) and June 20-September 12 (left forearm strain).
- Struck out 10 batters May 17 at Cincinnati (6.0 IP), the 16th time in career with double-digit strikeout totals.
- Surpassed 900.0 career innings pitched May 22 at Tampa Bay.
- Held left-handed batters to a .192 average with two extra-base hits and right-handers to a .233 average with 15 extra-base hits.
- Signed one-year contract with Minnesota December 31.

2018: Went 11-5, 3.66 ERA (132.2 IP, 54 ER) in 24 starts, holding batters to a .219 average and posting a 1.12 WHIP...led the team with 11 wins...among pitchers with 125.0-or-more innings, ranked among the NL's best in opponents' batting average (.219, 10th), WHIP (1.12, 12th) and strikeouts per 9.0 innings (10.18, 9th)...after returning from the IL on June 19, went 10-3, 3.08 ERA (108.0 IP, 37 ER) in his final 19 games (18 starts), while holding batters to a .198 average and posting a 0.98 WHIP...struck out 125 batters against 28 walks...won final five starts of season...appeared in four games (3 starts) during the Dodgers' run to the World Series without factoring in a decision, allowing only four runs in 16.2 innings (2.16 ERA) while holding batters to a .155/.310/.172 slash line.

2017: In first full season with Dodgers, he posted a 12-8 record with a 3.32 ERA (135.2 IP, 50 ER) and posted a 1.09 WHIP...held opposing batters to a .203 average, including a .190 mark against right-handed hitters, which ranked sixth lowest in the majors...limited batters to a .186 average with runners in scoring position, which ranked 11th in the big leagues (min. 100 batters faced)...also his .114 opponents' batting average with runners in scoring position with two outs ranked sixth in the National League...his opponents' batting average at home (.179) ranked third in the majors (min. 10 GS), while his .568 opponents' OPS ranked sixth and ERA ranked 14th...following the All-Star break, he went 7-4 with a 3.01 ERA (74.2 IP, 25 ER) in 13 starts and limited the opposition to a .196 average, while striking out 96 batters against 20 walks...during that span he ranked among NL starters in wins (7-5th), ERA (10th), opponents' batting average (5th), WHIP (0.98, 4th), strikeouts per nine (11.57, 4th), strikeout-to-walk ratio (4.80, 5th), strikeouts (96, 6th), opponents' on-base percentage (.259, 2nd) and opponents' OPS (.624, 7th)...on Aug. 23 at Pittsburgh, he took a bid for a perfect game into the ninth inning, and after completing 9.0 hitless

CAREER HIGHS

IP: 9.0, 3x, last 8/23/17 at PIT
SO: 11, 3x, last 7/1/17 at SD
Walks: 7, 5/24/17 vs. STL
CG: 4, last 8/23/17 at PIT
Low-Hit CG: 1, 8/23/17 at PIT
Win-Streak: 9, 5/7-9/10/16



MLB LEADERS

OPPONENT AVERAGE SINCE 2016 (MINIMUM 400.0 INNINGS)

1. Max Scherzer196
2. Justin Verlander200
3. Rich Hill209
4. Chris Sale211
5. Clayton Kershaw212

frames he surrendered a home run in the 10th (Josh Harrison)...according to the *Elias Sports Bureau*, this marked the first time in major league history that a walk-off home run broke up a no-hitter...*Elias* also noted that Hill became the first pitcher to lose a no-hit bid in the 10th inning or later since the Expos' Pedro Martinez took his bid for a perfect game into the 10th inning on June 3, 1995 vs. the Padres before being pulled after a leadoff double...named NL Pitcher of the Month for July, after going 4-0, 1.45 ERA (31.0 IP, 5 ER) in five starts...made two stints on the Injured List with a blister on his left middle finger, the first coming on April 7-16 and the other on April 17-May 16...did not factor in the decision each of his four starts during the Postseason, while posting a 2.55 ERA (17.2 IP, 5 ER) and holding hitters to a .203 average...struck out 24 against eight walks in 17.2 innings...the club went 3-1 in his starts.

2016: Split season between Oakland and Los Angeles-NL...ranked among the majors best (min. 100.0 IP) in ERA (2.12, 2nd), opponents' batting average (.195, 3rd) and WHIP (1.00, 5th) despite two stints on the Injured List...posted a career-best nine-game winning streak from May 7-Sept. 10, going 9-0, 1.43 ERA (63.0 IP, 10 ER) in 11 starts and struck out 69 batters against just 17 walks...opened the season with Oakland...prior to the trade, led the AL (min. 75.0 IP) in ERA (2.25) and fewest home runs allowed per 9.0 innings (0.24, 2 HR/76.0 IP), while ranking among the league's best in opponents' average (.225, 2nd), WHIP (1.09, 9th) and strikeouts per 9.0 innings (10.66, 90 SO/76.0 IP)...finished May with a 5-1, 2.13 ERA and a .178 opponents' batting average in six starts to earn AL Pitcher of the Month honors...first career Pitcher of the Month award and the first time he won more than three games in a month in his career...acquired by the Dodgers on Aug. 1 along with outfielder Josh Reddick in exchange for right-handed pitchers Jharel Cotton, Grant Holmes and Frankie Montas...tossed 7.0 perfect innings with nine strikeouts on Sept. 10 at Miami and left the game after 89 pitches, the longest perfect game stint for a pitcher who did not get a chance to finish it off in modern MLB history...went 1-1, 3.46 ERA (13.0 IP, 5 ER) in three Postseason starts and struck out 19 against six walks in 13.0 innings...made starts in Games 2 and 5 of the NLDS vs. the Nationals, going 0-1 with a 6.43 ERA (7.0 IP, 5 ER)...picked up his first career Postseason win against the Cubs in Game 3 of the NLCS, allowing two hits and striking out six in 6.0 scoreless innings...placed on the 15-day Injured List from May 30-July 2 with a strained left groin...returned to the Injured List from July 20-Aug. 24 with a left middle finger blister.

2015: Started the season with the Washington Nationals' Triple-A Syracuse...released by the Nationals on June 24...signed with the Long Island Ducks of the independent Atlantic League on July 28 and went 1-0, while tossing 11.0 scoreless innings and striking out 21 batters in two starts...signed with the Red Sox on Aug. 14 to a minor league contract...made five starts with Triple-A Pawtucket...had his contract purchased by the Red Sox on Sept. 8 and made four starts for Boston, going 2-1 with a 1.55 ERA (29.0 IP, 5 ER) and striking out 36 batters against just five walks...held opposing hitters to a .141/.198/.212 slash line and posted a 0.66 WHIP...joined Hideo Nomo (no-hitter, April 4, 2001) as the only pitchers in the last 100 years with 10 or more strikeouts and one hit or fewer in their first career start as a member of the Red Sox, as he tossed 7.0 shutout innings and allowed just one hit and one walk while striking out 10 on Sept. 13 against the Rays...according to the *Elias Sports Bureau*, he is the only pitcher since 1900 to make his season debut in September or later and record 10-or-more strikeouts in each of his first three starts.

2014: Combined to post a 3.38 ERA (5.1 IP, 2 ER) in 16 relief appearances with Los Angeles-AL and New York-AL...started the season with Boston's Triple-A Pawtucket, going 3-3 with two saves and a 3.23 ERA (39.0 IP, 14 ER) in 25 games...traded to the Angels on July 1 and appeared in two games, allowing a run and issuing three walks without recording an out...designated for assignment on July 5 and released on July 9...signed a minor league contract with the Yankees on July 16 and tossed 4.0 scoreless innings in four relief appearances and limited batters to a .133 average (2-for-15) with Triple-A Scranton/Wilkes-Barre...had his contract selected by the Yankees on August 5 and allowed just one run in 14 relief appearances with the Yankees, posting a 1.69 ERA (5.1 IP, 1 ER).

2013: Spent the entire season with Cleveland after making the Opening Day roster as a non-roster invitee, going 1-2, 6.28 ERA (38.2 IP, 27 ER) in a career-high 63 relief appearances...struck out 51 batters against 29 walks in 38.2 innings, posting a 11.87 strikeout-per-9.0 innings, which ranked ninth in the AL...allowed just 12 out of 63 inherited runners to score, posting the eighth-lowest inherited runners scored rate in the AL (19.0%).

2012: Limited to 25 relief appearances with Boston in an injury-laden season, going 1-0, 1.83 ERA (19.2 IP, 4 ER) and holding the opposition to a .236 average...placed on the Injured List after recovering from Tommy John surgery and returned on April 27...placed on the IL from June 9-Sept. 1 with a left elbow strain...combined to go 1-1 with a 2.20 ERA (16.1 IP, 4 ER) in 16 rehab games with Triple-A Pawtucket, Double-A Portland, Single-A Salem, Single-A Greenville and the GCL Red Sox.

2011: Made nine scoreless relief outings for Boston (8.0 IP) before having season-ending Tommy John surgery...placed on the Injured List and underwent surgery to reconstruct a torn ulnar collateral ligament in his left elbow...the surgery was performed by Dr. James Andrews in Pensacola, FL...had contract selected by Boston from Triple-A Pawtucket May 5 and did not allow a run in nine outings spanning 8.0 innings out of the bullpen for the Red Sox.

2010: Started the season with Triple-A Memphis (St. Louis), going 4-3, 4.30 ERA (46.0 IP, 22 ER) and held hitters to a .217 average in 23 games (4 starts)...released by the Cardinals on June 26...signed a minor league deal with the Red Sox on June 30 and went 3-1, 3.74 ERA (53.0 IP, 22 ER) in 19 games (6 starts) with Triple-A Pawtucket...had contract purchased by the Red Sox on Sept. 13 and tossed 4.0 scoreless innings over six relief outings.

2009: Appeared in 14 games (13 starts) for Baltimore, going 3-3 with a 7.80 ERA (57.2 IP, 50 ER), as he was limited due to a pair of stints on the Injured List...began the season on the IL with a strained left elbow and was activated on May 15...placed on the IL again on July 29 with left shoulder inflammation and missed the remainder of the season...made four rehab starts with Triple-A Norfolk and Single-A Frederick, going 1-2 with a 1.65 ERA (16.1 IP, 3 ER) and limited the opposition to a .113 average.

2008: Endured four stints on the Injured List due to a muscle strain and a left calf strain...started the season with Chicago-NL, going 1-0 with a 4.12 ERA (19.2 IP, 9 ER) in five starts and held hitters to a .191 average...optioned to Triple-A Iowa on May 3 and did not pitch again in the majors that season...went a combined 4-7 with a 5.85 ERA (47.2 IP, 31 ER) in 13 starts with Triple-A Iowa, Single-A Dayton and AZL Cubs.

2007: In his first full big league season, he went 11-8 with a 3.92 ERA (195.0 IP, 85 ER) in 32 starts with Chicago-NL...set career bests in wins, ERA, starts, innings and strikeouts (183)...led National League left-handed pitchers and ranked fifth overall with 183 strikeouts...made first career Postseason appearance with the start in the NLDS Game 3 against Arizona, allowing three runs on six hits in 3.0 innings and recording the loss.

2006: Split the season between Triple-A Iowa and Chicago-NL, making two stints with the Cubs; May 1-20 and July 27 through the remainder of the season...recorded his first big league win on Aug. 1 against Arizona, allowing three runs on six hits and striking out six in 8.0 innings...finished second in the Pacific Coast League in strikeouts despite not appearing in the PCL after July 22...started the PCL All-Star Game, July 12 in Toledo; named the game's Most Valuable Pitcher after fanning two batters in 2.0 scoreless innings against the International League...following the season, was chosen as the left-handed pitcher on the Topps/Minor League Baseball Triple-A All-Star team...twice earned PCL Pitcher of the Week honors (April 6-16 and May 29-June 4).

HILL'S CAREER FIELDING RECORD

POSITION	PCT	G	PO	A	E	TC	DP	PB
Pitcher	.912	284	26	98	12	136	3	—

HILL'S CAREER BATTING RECORD

BATTING	AVG	AB	R	H	2B	3B	HR	RBI	SH	SF	HBP	BB	SO	SB	OBP	OPS
Career	.112	26	4	26	5	0	0	13	10	1	2	3	101	0	.130	.264

HILL'S DIVISION SERIES RECORD

YEAR	OPPONENT	W-L	ERA	G	GS	CG	SHO	SV	IP	H	R	ER	HR	HB	BB	SO	WP	K/9	BAA
2007	Arizona	0-1	9.00	1	1	0	0	0	3.0	6	3	3	1	1	2	3	0	9.0	.400
2016	Washington	0-1	6.43	2	2	0	0	0	7.0	9	5	5	1	2	4	13	0	16.7	.310
2017	Arizona	0-0	4.50	1	1	0	0	0	4.0	3	2	2	1	0	3	4	0	9.0	.214
2018	Atlanta	0-0	4.15	1	1	0	0	0	4.1	4	2	2	0	0	5	3	0	6.2	.235
2019	Washington	0-0	3.38	1	1	0	0	0	2.2	2	1	1	0	0	4	2	0	6.8	.250
Division Series Totals		0-2	5.57	6	6	0	0	0	21.0	24	13	13	3	3	18	25	0	10.7	.289

HILL'S LEAGUE CHAMPIONSHIP SERIES RECORD

YEAR	OPPONENT	W-L	ERA	G	GS	CG	SHO	SV	IP	H	R	ER	HR	HB	BB	SO	WP	K/9	BAA
2016	Chicago-NL	1-0	0.00	1	1	0	0	0	6.0	2	0	0	0	0	2	6	0	9.0	.100
2017	Chicago-NL	0-0	1.80	1	1	0	0	0	5.0	3	1	1	1	0	1	8	1	14.4	.167
2018	Milwaukee	0-0	1.50	2	1	0	0	0	6.0	4	1	1	0	0	4	7	0	10.5	.190
LCS Totals		1-0	1.06	4	3	0	0	0	17.0	9	2	2	1	0	7	21	1	11.1	.153

HILL'S WORLD SERIES RECORD

YEAR	OPPONENT	W-L	ERA	G	GS	CG	SHO	SV	IP	H	R	ER	HR	HB	BB	SO	WP	K/9	BAA
2017	Houston	0-0	2.08	2	2	0	0	0	8.2	7	2	2	1	0	4	12	0	12.5	.219
2018	Boston	0-0	1.42	1	1	0	0	0	6.1	1	1	1	0	1	3	7	0	1.0	.050
World Series Totals		0-0	1.80	3	3	0	0	0	15.0	8	3	3	1	1	7	19	0	11.4	.154

HILL'S PROFESSIONAL INJURED LIST HISTORY

DATES	INJURY	LEVEL
June 20-September 12, 2019	Left Forearm Strain	Los Angeles-NL
March 25-April 28, 2019	Left Knee Sprain	Los Angeles-NL
May 20-June 19, 2018	Left Middle Finger Blister	Los Angeles-NL
April 15-May 8, 2018	Left Middle Finger Inflammation	Los Angeles-NL
April 6-May 16, 2017	Left Middle Finger Blister	Los Angeles-NL
July 20-August 24, 2016	Left Middle Finger Blister	Oakland/Los Angeles-NL
May 30-July 2, 2016	Groin Strain	Oakland
June 5-12, 2015	Neck Strain	Triple-A Syracuse
July 26-August 2, 2014	Left Shoulder Inflammation	Triple-A Scranton/Wilkes-Barre
June 9-September 1, 2012	Left Elbow Strain	Boston
June 2, 2011-April 27, 2012	Left UCL - Tommy John Surgery	Boston
July 28-end of 2009 season	Left Shoulder Inflammation	Baltimore
March 29-May 16, 2009	Left Elbow Strain	Baltimore
August 4-end of 2008 season	Left Calf Strain	Single-A Daytona
June 22-July 16, 2008	Left Calf Strain	Triple-A Iowa
May 17-30, 2008	Back Strain	Triple-A Iowa



83 GRIFFIN JAX

NON-ROSTER
INVITE



RIGHT-HANDED PITCHER

H/W: 6-2/195 B/T: R/R
Opening Day Age: 24
Born: 11/22/1995 in Phoenix, AZ
Resides: Dallas, TX

Acquired: 3rd, 2016 MLB Draft
M.L. Service: None
Options Used: 0 of 3
Contract Status: Signed thru 2020

PERSONAL: James Griffin Jax...is a second lieutenant in the United States Air Force...nine total players have been drafted out of the Academy (Jax was the sixth)...if/when Jax reaches MLB, will be the first Air Force graduate to be drafted and debut...he's already the first Air Force Academy graduate to play above Single-A....rated the 95th-best prospect entering the 2016 draft by *Baseball America*...finished his junior season at the U.S. Air Force Academy going 9-2 with a school record 2.05 ERA (105.1 IP, 24 ER), 20 walks and 90 strikeouts in 15 starts...in 2016, was named the Mountain West co-Pitcher of the Year and All-Mountain West First-Team after leading the MWC in ERA, innings, complete games (6) and shutouts (2)...in three seasons with the Falcons went 15-20 with a 4.28 ERA (298.2 IP, 142 ER), 76 walks and 205 strikeouts in 46 appearances (44 starts)...is the son of former NFL offensive lineman Garth Jax who spent 11 years playing between Arizona and Dallas...was originally drafted by the Phillies in the 12th round of the 2013 First-Year Player Draft after being named the 2013 Gatorade Player of the Year in Colorado and a Louisville Slugger High School First-Team All-American...went 7-1, 1.74 ERA with 57 strikeouts and two walks as a senior for Cherry Creek High School in 2013.

2019:

- Began season with Double-A Pensacola...named Southern League Pitcher of the Week twice with Blue Wahoos: May 5 (1-0, 0.75 ERA, 12.0 IP, 1 ER, 3 BB, 7 K) and June 30 (1-0, 0.69 ERA, 13.0 IP, 1 ER, 2 BB, 8 K).
- Named Southern League Midseason All-Star...went 2-2, 1.92 ERA (51.2 IP, 11 ER) with 11 walks and 34 strikeouts in 10 starts pre-break.
- Promoted to Triple-A Rochester August 6 for three starts, going 1-2, 4.50 ERA (16.0 IP, 8 ER) with three walks and 10 strikeouts.
- Transferred back to Pensacola August 20 and made two starts to finish the season.
- Combined to go 5-7, 2.90 ERA (127.1 IP, 41 ER) with 27 walks and 94 strikeouts in 23 starts between the two levels...held right-handed batters to a .225 batting average and left-handers to a .264 average.
- Named best control in Twins minor league system by *Baseball America* following season.

2018: Spent the season with Single-A Ft. Myers after being activated from the Military List on June 1...allowed three earned runs or fewer in nine of his first 10 appearances with a 3.41 ERA (60.2 IP, 23 ER)...played for Salt River Rafters of the Arizona Fall League, going 1-1, 3.86 ERA (21.0 IP, 9 ER) with 11 walks and 14 strikeouts in six games (5 starts)...following season was named Air Force Academy Male Athlete of the Year.

2017: Made five starts between Rookie-Elizabethton and Single-A Cedar Rapids, combining to go 2-2, 2.61 ERA (31.0 IP, 9 ER) with seven walks and 20 strikeouts...placed on Military List July 26 for remainder of season.

2016: Began professional career with Rookie-Elizabethton, appearing in four games, all in relief, striking out eight in 8.2 innings pitched.

JAX AND THE AIR FORCE ACADEMY: Plays baseball full-time while concurrently serving in the Air Force through the Air Force's World Class Athlete Program (WCAP) – he was accepted into the program in April 2018 and is a Second Lieutenant in the Air Force (the rank all cadets receive after graduating from the Academy)...the WCAP program was established in 1995 in honor of Tuskegee Airman Malvin G. Whitfield, who in 1952 became the first active-duty American serviceman to win an Olympic gold medal, doing so while simultaneously serving as a Korean War tail gunner...the program allows active duty soldiers to train for the Olympics as their full-time job responsibility, while still maintaining active duty status in the military (the Army has a similar program)...members of the program must still complete all mandatory Air Force trainings, continuing education, fitness assessments, etc....Jax became eligible for the program in 2018, because baseball was readmitted to the Olympics for 2020; his WCAP status will end with the 2020 Olympics in Tokyo, Japan...Jax can still apply to switch from active to reserve status after his active duty commitment ends...Jax is paid by the Air Force (cannot have an outside source of income while on active duty) – the Twins pay for equipment, travel, etc., thanks to a special deal arranged between MLB and the Air Force.

PROFESSIONAL: Selected by Twins in third round (93rd overall) of 2016 First-Year Player Draft; signed by scout Ted Williams...originally drafted by Philadelphia in the 12th round of the 2013 First-Year Player Draft.

JAX'S PLAYING RECORD

YEAR	CLUB	W-L	ERA	G	GS	CG	SHO	SV	IP	H	R	ER	HR	HB	BB	SO	WP	K/9	BAA
2016	Elizabethton	0-1	4.15	4	0	0	0	0	8.2	15	4	4	2	0	1	8	2	8.3	.385
2017	Elizabethton	0-1	3.86	1	1	0	0	0	4.2	6	5	2	1	0	0	7	0	13.5	.300
	Cedar Rapids	2-1	2.39	4	4	0	0	0	26.1	19	7	7	1	1	7	13	0	4.4	.200
2018	Ft. Myers	3-4	3.70	15	14	0	0	0	87.2	93	44	36	3	6	15	66	7	6.8	.274
2019	Pensacola	4-5	2.67	20	20	0	0	0	111.1	98	38	33	5	6	24	84	4	6.8	.235
	Rochester	1-2	4.50	3	3	0	0	0	16.0	19	10	8	2	2	3	10	1	5.6	.292
Minor League Totals		10-14	3.18	47	42	0	0	0	254.2	250	108	90	14	15	50	188	14	6.6	.256

JAX'S PROFESSIONAL INJURED LIST HISTORY

DATES	INJURY	LEVEL
May 18-June 10, 2019	Right Shoulder Strain	Double-A Pensacola



87 RYAN JEFFERS

NON-ROSTER INVITE

CATCHER

H/W: 6-4/235 B/T: R/R
 Opening Day Age: 22
 Born: 6/3/1997 in Raleigh, NC
 Resides: Wilmington, NC

Acquired: 2nd RD (59th overall), 2018 MLB Draft
 M.L. Service: None
 Options Used: 0 of 3
 Contract Status: Signed thru 2020

PERSONAL: Ryan Michael Jeffers...Twitter: @Ryan_Jeffers8...Instagram: @ryan_jeffers27...three-year letter winner at Sanderson High School in Raleigh, NC...attended University of North Carolina Wilmington from 2016-18, hitting .323 (140-for-434) with 44 doubles, 27 home runs and 96 RBI in 128 career games...First-Team All-CAA in 2017 and 2018...in 2018, led CAA in doubles (22), home runs (16), on-base percentage (.460) and slugging (.635)...named to 2018 NCAA Greenville All-Regional team...participated in 2020 Twins Winter Caravan.

2019:

- ✦ Entered the season ranked the ninth best prospect in the Twins system by *Baseball America*.
- ✦ Began season with Single-A Ft. Myers.
- ✦ Named Twins minor league Player of the Week May 26, hitting .400 (8-for-20) with two home runs, four RBI, three walks and a .478 on-base percentage for Ft. Myers.
- ✦ Named Florida State League Midseason All-Star.
- ✦ Promoted to Double-A Pensacola July 25, where he finished the season, hitting .287 (25-for-87) with five doubles and four home runs in 24 games for the Blue Wahoos.
- ✦ Combined to hit .264 (97-for-368) with 16 doubles, 14 home runs, 49 RBI, 48 runs scored, 37 walks and a .341 on-base percentage in 103 games between both levels combined.
- ✦ Named catcher on Twins MiLB.com organization All-Star team.
- ✦ Named seventh best prospect in Twins minor league system by *Baseball America* following season.

2018: Began professional career with Rookie-Elizabethton; promoted to Single-A Cedar Rapids July 24...named Twins Minor League Player of the Week and Midwest League Player of the Week for the week of July 30-August 5 after hitting .538 (14-for-26) with six doubles, three home runs, five runs scored and eight RBI, including a 4-for-4 performance on July 30 when he hit three doubles and a home run...named catcher on Twins MiLB.com organization All-Star team...named to Appalachian League *Baseball America* Rookie All-Star team.

PROFESSIONAL: Selected by Twins in second round (59th overall) in 2018 First-Year Player Draft; signed by scout Matt Williams.

JEFFERS' PLAYING RECORD

YEAR	CLUB	AVG	G	AB	R	H	2B	3B	HR	RBI	SH	SF	HBP	BB	SO	SB	CS	OBP	OPS
2018	Elizabethton	.422	28	102	29	43	7	0	3	16	0	0	7	20	16	0	1	.543	1.121
	Cedar Rapids	.288	36	139	19	40	10	0	4	17	0	0	2	14	30	0	0	.361	.807
2019	Ft. Myers	.256	79	281	35	72	11	0	10	40	0	2	4	28	64	0	0	.330	.732
	Pensacola	.287	24	87	13	25	5	0	4	9	0	0	3	9	19	0	0	.374	.856
Minor League Totals		.296	167	609	96	180	33	0	21	82	0	2	16	71	129	0	1	.383	.836

JEFFERS' PROFESSIONAL INJURED LIST HISTORY

DATES	INJURY	LEVEL
None		

ROOKIE QUALIFICATIONS

A player shall be considered a rookie unless, during a previous season, he had (a) exceeded 130 at-bats or 50 innings pitched in the major leagues; or (b) accumulated more than 45 days on the active roster of a major league club, or clubs, during the period of 26-man limit (excluding time in military service and time on the Injured List).



26 MAX KEPLER



OUTFIELDER

H/W: 6-4/225 **B/T:** L/L
Opening Day Age: 27
Born: 2/10/1993 in Berlin, Germany
Resides: San Diego, CA

Acquired: Signed as undrafted free agent, 7/11/09
M.L. Service: 3 years, 152 days
Options Used: 3 of 3
Contract Status: Signed thru 2023 (1 year club option)

PERSONAL: Maximilian Kepler-Róczycki...Instagram: @kepleroni...attended John F. Kennedy School, an American school in Berlin, and the St. Emmeram Academy in Regensburg in 2008, where he trained for baseball...attended Ft. Myers South (FL) High School in time for his junior year of high school...his parents Marek Róczycki and Kathy Kepler were both professional ballet dancers in Berlin...grew up playing baseball, soccer, tennis, swimming and skiing; was given a tennis scholarship to the Steffi Graf Tennis Foundation in Berlin...played baseball for Buchbinder Legionäre Regensburg of Bundesliga, the highest baseball league in Germany...is a fan of Bundesliga club Hertha Berlin, a soccer team in Germany...went on 2019-20 off-season winter tour through Munich, Regensburg, Berlin and Frankfurt promoting baseball.

CAREER HIGHLIGHTS: Named AL Player of the Week in May 2019 (2nd of career)...hit three home runs June 6 at Cleveland (all off Trevor Bauer), joining Ted Williams as the only players in baseball history to hit three home runs multiple times in Cleveland...hit five home runs in five consecutive at-bats (one walk in between) off Cleveland's Trevor Bauer (3 on June 6 and 2 on July 13, both at Cleveland)...owns the single-season record for most HR (36 in 2019) by a European-born player, surpassing Bobby Thomson (Scotland), who hit 32 for the 1951 New York Giants...he became the first player in baseball history to homer in five straight at-bats off one pitcher in a single-season...named 2018 Jim Kaat Award winner for Twins Best Defensive Player...won 2016 Bill Boni Award for Twins Rookie of the Year...hit three home runs August 1, 2016 at Cleveland, becoming fifth player (12 now) in club history with a three-homer game, joining Bob Allison, Harmon Killebrew, Tony Oliva and Justin Morneau (Brian Dozier became sixth later in season & Byron Buxton/Eddie Rosario in 2017, Rosario again in '18, Kepler again in '19 and Nelson Cruz twice in '19)...named Co-AL Player of the Week with teammate Joe Mauer August 8, 2016...ranked third-best prospect in Twins system entering 2016, as well as best strike-zone discipline by *Baseball America*...earned Southern League Most Valuable Player Award in 2015...was 2015 recipient of Sherry Robertson Award for Twins minor league Player of the Year...selected to World Team for SiriusXM Futures Game in 2015...named Southern League Mid- and Postseason All-Star in 2015...named 12th best prospect in Twins system by *Baseball America* entering 2015...ranked eighth best prospect in Twins organization by *Baseball America* entering the 2013 season...one of 43 German-born players to play Major League Baseball entering 2020.

POSTSEASON CAREER: Has appeared in four career Postseason games, with one hit (a doubled) and four walks...**2019:** played all three games in 2019 ALDS vs. New York-AL, going 0-for-10 with three walks and three strikeouts...**2017:** started in rightfield while batting sixth in AL Wild Card Game October 3 at New York-AL, going 1-for-3 with a walk and a double.

2019:

- Made Twins Opening Day roster for third consecutive season and was Opening Day rightfielder and leadoff hitter March 28 vs. Cleveland, his first ever at-bats from the leadoff spot.
- Set career-high with 10-game hitting streak March 31-April 14...matched that May 16-28.
- Recorded multiple home runs four times on season: April 27 vs. Baltimore, June 6 at Cleveland (3), June 29 at Chicago-AL, July 13 at Cleveland.
- Hit six leadoff home runs on season: April 7 at Philadelphia, April 28 vs. Baltimore, June 6 at Cleveland, July 13 at Cleveland and August 1 at Miami and August 24 vs. Detroit; tied Brian Dozier (2015 & '16) for third most in a single season in club history.
- Named AL Player of the Week May 27 for the second time in career...posted a slash line of .571/.600/1.190 with 10 runs scored, 12 hits, four doubles, three home runs, 10 RBI, three walks and a stolen base in five games played...among AL leaders, finished the week first in batting average, on-base percentage, slugging percentage, runs scored and extra-base hits (7); tied for first in RBI; and tied for second in doubles and hits...had multiple hits in six straight games, longest Twins streak since Justin Morneau in 2010.
- Hit game-tying home run in the 13th inning June 18 vs. Boston, followed by a walk-off single in the 17th for a Twins 4-3 victory...became first player with a game-tying RBI and walk-off RBI in 13th inning-or-later in same game since Milwaukee's Willie Randolph May 1, 1991.
- Hit three home runs June 6 at Cleveland (all off Trevor Bauer), joining Ted Williams as the only players in baseball history to hit three home runs multiple times in Cleveland (Kepler also did it in 2016)...was the 10th time in club history for a player with three homers in a game (12 now).
- Hit five home runs in five consecutive at-bats (one walk in between) off Cleveland's Trevor Bauer (3 on June 6 and 2 on July 13, both at Cleveland)...became the first player in baseball history to homer in five straight at-bats off one pitcher in a single-season...over multiple seasons, it matched Carlos Delgado (2003-04 vs. Jorge Sosa) and Frank Howard (1963-64 vs. Bob Hentley)...the second home run on July 13 at Cleveland was his 79th of career, setting a record for most homers by a German-born player, passing Mike Blowers (78).
- Recorded second walk-off of season and sixth of career July 21 vs. Oakland, singling in the ninth inning of a Twins 7-6 victory...became first Twin with multiple walk-off hits in a season since Oswaldo Arcia in 2013.

CAREER HIGHS

Hits: 4, 4x, last 6/16/19 vs. KC
RBI: 7, 7/2/16 vs. TEX
HR: 3, 2x, last 6/6/19 at CLE
GS: 2, last 8/26/17 at TOR
SB: 1, 17x, last 5/23/19 at LAA
Hit-Strike: 10, 2x, last 5/16-28/19

WALK-OFF HITS/PA

6/12/16 vs. BOS (HR)
7/16/16 vs. CLE (FC)
8/31/17 vs. CWS (HBP)
4/11/18 vs. HOU (HR)
6/18/19 vs. BOS (1B)
7/21/19 vs. OAK (1B)

MULTI-HR GAMES

7/2/16 vs. TEX
8/1/16 at CLE (3)
8/8/17 vs. MIL
4/11/18 vs. HOU
4/27/19 vs. BAL
6/6/19 at CLE (3)
6/29/19 at CWS
7/13/19 at CLE



- Hit 30th home run August 1 at Miami in Twins game 108, the sixth fastest in club history to reach 30 homers, previous five all being Harmon Killebrew.
- Hit 35th home run August 24 vs. Detroit in Twins game 129, the fourth fastest in club history to reach 35 homers, previous three all being Killebrew...along with Nelson Cruz (41 HR), became the second pair of Twins teammates to each hit 35-plus HR in a single season, joining Killebrew (45 HR) and Bob Allison (35 HR) in 1963.
- Finished with 36 home runs and 32 doubles becoming the eighth different Twin (11th instance) with 30-doubles/30-homers, first since Brian Dozier had 35 doubles and 42 homers in 2016.
- Played in only 11 of the Twins 27 games in September, and only one after September 15 (as a pinch-runner), as he was slowed by a rhomboid muscle strain near his left shoulder.
- Set career highs in runs (98), hits (132), doubles (32, tying 2017), home runs (36), RBI (90), batting average (.252), on-base percentage (.336), slugging percentage (.519) and OPS (.855).
- Played 84 games (72 starts) in rightfield and 60 games (53 starts) in centerfield...did not commit an error in 281 total chances on season.
- Hit 32 home runs from the leadoff spot, second most in club history, trailing Brian Dozier's 34 in 2017.
- Finished tied for fourth in MLB (T-2nd AL) with 32 homers while batting 1st...among AL leadoff hitters, also ranked fourth in RBI (74), fourth in SLG (.533), tied for sixth in doubles (28), seventh in OPS (.866), ninth in runs (87) and 10th in hits (109).
- Finish tied for seventh in the AL in homers (36) and was one of 13 AL players and one of 23 in all of baseball with 30-plus doubles, 30-plus homers and 90-plus RBI.
- Played all three games in 2019 ALDS vs. New York-AL, going 0-for-10 with three walks and three strikeouts.

2018: Made Twins Opening Day roster for second consecutive season and was Opening Day rightfielder March 29 at Baltimore...recorded fourth career multi-homer game April 11 vs. Houston...had third career walk-off, second as a home run, April 11 vs. Houston, a two-out shot in the bottom of the ninth giving the Twins the 9-8 win...hit .245 (36-for-147) vs. left-handed pitching and .216 (83-for-385) vs. right-handed pitching...hit .265 (67-for-253) with 12 home runs in 76 home games and .186 (52-for-279) with eight home runs in 80 away games...hit 20th home run September 30 vs. Chicago-AL, setting a single-season career-high...ranked first on club in walks (71) and second in runs scored (80), both career highs...ranked tied for 11th in the AL in walks (71)...led club in games played in the field with 150 (142 starts), making just one error with seven outfield assists in 335 total chances...ranked third in the AL in games played in the outfield, playing 117 games in rightfield (98 starts) and 55 games in centerfield (44 starts)...given Jim Kaat Award for Twins Defensive Player of the Year, an award voted on by the Twin Cities Chapter of the BBWAA...signed five-year contract extension February 14 (along with Jorge Polanco), with a one-year club option.

AL LEADERS

GAMES AMONG OF'S SINCE 2017

1. Kole Calhoun.....	440
2. Andrew Benintendi.....	429
Alex Gordon.....	429
4. Mookie Betts.....	427
5. Max Kepler.....	423

2017: Made first career Opening Day roster and was Opening Day rightfielder, batting eighth April 3 vs. Kansas City...tied career-high with four hits July 3 vs. Los Angeles-AL...tied career-high nine-game hitting streak May 29-June 7...recorded third career multi-homer game August 8 vs. Milwaukee...hit second career grand slam August 26 at Toronto...hit second career walk-off August 31 vs. Chicago-AL after getting hit by pitch with the bases loaded; first walk-off HBP for Twins since May 1, 1996 vs. Kansas City when Paul Molitor did it...set career-highs in games (147), runs (67), hits (124), doubles (32), home runs (19), RBI (69) and walks (47)...hit .272 (105-for-386) with 17 home runs against right-handed pitching and .152 (19-for-125) with two homers against left-handed pitching...ranked third on club in doubles (32)...played 138 games (120 starts) in rightfield, ranking fifth in the AL.

2016: Optioned from Twins spring training to Triple-A Rochester March 25...played two games for the Red Wings before being recalled from Rochester April 9 (Danny Santana, Injured List)...played just seven games for the Twins before being optioned back to Rochester April 25 (Santana reinstated)...hit .288 (30-for-104) with four doubles and six triples for the Red Wings before being recalled again June 1 (Miguel Sanó - Injured List)...hit first career home run June 12 vs. Boston off Matt Barnes, a three-run walk-off...became the fourth Twin to ever hit first career homer as walk-off, joining Jim Nettles (July 11, 1971 vs. KC), Dan Masteller (July 28, 1995 vs. NYY) and Terry Tiffie (April 4, 2004 vs. KC)...recorded first career three-hit game, including a double and home run, June 19 vs. New York-AL...hit nine doubles in June, tied for second most in the AL...recorded first career two-homer game July 2 vs. Texas, and set Twins rookie record with seven RBI in one game...hit eight home runs with 23 RBI in 25 July games; tied for first in the AL for the month in home runs and second in RBI...went 4-for-6 with three home runs and six RBI August 1 at Cleveland, becoming fifth player in club history with a three-homer game, joining Bob Allison (May 17, 1963 at Cleveland), Harmon Killebrew (September 21, 1963 at Boston), Tony Oliva (July 3, 1973 at Kansas City) and Justin Morneau (July 6, 2007 at Chicago-AL)...became first rookie in Twins history with two games of six-plus RBI in one season...was second rookie in baseball in 2016 with three-homer game, joining Corey Seager (June 3 vs. ATL)...his 13 total bases in a single game were tied with C.J. Cron for third most in baseball in 2016, trailing Kris Bryant (16) and Yasmani Grandal (14); also most total bases for a rookie since Andrew McCutchen had 13 in 2009...tied Tim Lincecum (September 16, 1983 vs. TOR) for most total bases in one game for a rookie in Twins history...according to Elias, he became the first European-born player in baseball history to homer three times in a game...named Co-AL Player of the Week with teammate Joe Mauer August 8...hit .370 (10-for-27) with nine runs scored, four home runs, 11 RBI, six walks and two stolen bases in seven games...ranked first in the AL in runs scored and RBI, tied for first in walks, tied for second in home runs and stolen bases, tied for fourth in total bases (22), fifth in slugging percentage (.815) and eighth in on-base percentage (.471)...became the fourth Twins rookie to ever win AL POW award, joining Danny Santana (2014), Carlos Gómez (2008) and Marty Cordova (1995)...hit five home runs and recorded 21 RBI in 28 August games; the RBI were tied for first among rookies during the month, while homers were tied for second...finished with 17 home runs, ninth most among rookies in club history; finished with 63 RBI, 10th most among rookies in club history...ranked third on club in home runs (17) and RBI (63), fourth in runs (52), and fifth in walks (42)...led all AL rookies in walks, second in RBI, third in home runs, fourth in games (113), and fifth in hits (93)...given 2016 Bill Boni Award for Twins Rookie of the Year, as voted on by the Twin Cities Chapter of the BBWAA.

2015: Played in second career Twins spring training and was optioned to Double-A Chattanooga roster March 15...named Twins minor league Player of the Week and Southern League Player of the Week May 25, hitting .500 (12-for-24) with three doubles, two home runs, nine RBI, four walks and a .571 on-base percentage in seven games...named Southern League Player of the Week again June 22, hitting .636 (14-for-22) with four triples, four RBI, four walks, six runs scored and a .704 on-base percentage in six games...named Twins minor league Player of the Month for June, hitting

TWINS ALL-TIME LEADERS

LEADOFF HOME RUNS

1. Brian Dozier.....	28
2. Jacque Jones.....	20
3. Chuck Knoblauch.....	14
4. Dan Gladden.....	12
5. Shannon Stewart.....	7
6. Max Kepler.....	6
Zoilo Versalles.....	6

TWINS LEADERS

EXTRA-BASE HITS SINCE 2016

1. Max Kepler.....	214
2. Eddie Rosario.....	209
3. Brian Dozier.....	189
4. Miguel Sanó.....	175
5. Jorge Polanco.....	165

.364 (32-for-88) with six doubles, five triples, one home run, 17 RBI and 18 walks in 25 games...placed on 7-day Injured List from July 9-16 with left shoulder inflammation...selected to World Team for SiriusXM Futures Game but did not play due to shoulder injury...named Southern League Mid- and Postseason All-Star...named Twins minor league Player of the Month for July, hitting .306 (22-for-72) with five doubles, two triples, three home runs, 15 RBI and 13 walks in 20 games...named Southern League Most Valuable Player, hitting .322 (131-for-407) with 32 doubles, 13 triples, nine home runs, 71 RBI, 76 runs scored and 67 walks in 112 games for the Lookouts...hit three home runs (1 grand slam) in the five-game Southern League Championship against Biloxi, helping guide the Lookouts to Southern League Championship...named to *Baseball America's* Minor League Baseball All-Star team...recalled from Chattanooga September 22...made major league debut September 27 at Detroit, striking out in pinch-hit appearance...recorded first major league hit October 4 vs. Kansas City, singling off Johnny Cueto...recipient of Sherry Robertson Award for Twins minor league Player of the Year...named an outfielder on MiLB.com Twins organization All-Star team...ranked sixth best prospect in Southern League by *Baseball America*...ranked third best prospect and best strike-zone discipline in Twins system by *Baseball America*, entering 2016.

2014: Played in first career Twins spring training and was optioned to Single-A Ft. Myers March 9 and spent entire season there...placed on 7-day Injured List June 4 with a left forearm strain; reinstated June 19...placed on 7-day Injured List July 21 with a right thumb contusion; reinstated July 29...played for Salt River in the Arizona Fall League, hitting .307 (23-for-75) with four doubles, three triples, seven RBI and 13 runs scored in 18 games...named 12th-best prospect in Twins system by *Baseball America* entering 2015.

2013: Spent the season with Single-A Cedar Rapids...played in the Arizona Fall League with Glendale Desert Dogs, hitting .234 (15-for-64) with five doubles, four RBI, eight runs scored and seven walks in 18 games...added to Twins 40-man roster November 20.

2012: Spent second season with Rookie Elizabethton...named Twins minor league Player of the Month for July, hitting .333 (32-for-96) with seven doubles, seven home runs, 28 RBI and 19 runs scored...earned Appalachian League Topps/Minor League Baseball Player of the Year award...named Appalachian League Postseason All-Star...named *Baseball America* Rookie All-Star...ranked seventh best prospect in Appalachian League by *Baseball America*...ranked eighth-best prospect in Twins organization by *Baseball America* entering the 2013 season.

2011: Spent entire season with Rookie Elizabethton...hit first professional home run July 14 vs. Pulaski...ranked 20th best prospect in Twins organization by *Baseball America* entering 2012.

2010: Spent first professional season with the GCL Twins...finished fifth on team in hits (40)...ninth ranked prospect in Gulf Coast League and 11th best in the Twins organization by *Baseball America* entering 2011.

2009: Ranked 10th best prospect in the Twins organization by *Baseball America* entering 2010.

PROFESSIONAL: Signed by Twins as undrafted free agent by Twins July 11, 2009 by Mike Radcliff.

KEPLER'S PLAYING RECORD

YEAR	CLUB	AVG	G	AB	R	H	2B	3B	HR	RBI	SH	SF	HBP	BB	SO	SB	CS	OBP	OPS
2010	GCL Twins	.286	37	140	15	40	6	1	0	11	0	0	0	13	27	6	1	.346	.689
2011	Elizabethton	.262	50	191	29	50	11	3	1	24	2	2	3	23	54	1	1	.347	.713
2012	Elizabethton	.297	59	232	40	69	16	5	10	49	0	2	8	27	33	7	0	.387	.926
2013	Cedar Rapids	.237	61	236	35	56	11	3	9	40	0	1	2	24	43	2	0	.312	.736
2014	Ft. Myers	.264	102	364	53	96	20	6	5	59	2	2	5	34	62	6	2	.333	.726
2015	Ft. Myers	.250	6	24	4	6	2	0	0	0	0	0	0	2	5	1	0	.308	.641
	Chattanooga	.322	112	407	76	131	32	13	9	71	1	5	2	67	63	18	4	.416	.947
	MINNESOTA	.143	3	7	0	1	0	0	0	0	0	0	0	0	3	0	0	.143	.286
2016	Rochester	.282	30	110	16	31	4	6	1	19	0	2	0	16	14	1	1	.367	.822
	MINNESOTA	.235	113	396	52	93	20	2	17	63	1	5	3	42	93	6	2	.309	.733
2017	MINNESOTA	.243	147	511	67	124	32	2	19	69	1	3	6	47	114	6	1	.312	.737
2018	MINNESOTA	.224	156	532	80	119	30	4	20	58	0	3	5	71	96	4	5	.319	.727
2019	MINNESOTA	.252	134	524	98	132	32	0	36	90	0	4	8	60	99	1	5	.336	.855
Minor League Totals		.281	457	1704	268	479	102	37	35	273	5	14	20	206	301	42	9	.363	.809
Major League Totals		.238	553	1970	297	469	114	8	92	280	2	15	22	220	405	17	13	.319	.763

KEPLER'S WILD CARD GAME RECORD

YEAR	OPPONENT	AVG	G	AB	R	H	2B	3B	HR	RBI	SH	SF	HBP	BB	SO	SB	CS	OBP	OPS
2017	New York-AL	.333	1	3	0	1	1	0	0	0	0	0	0	1	0	0	0	.500	1.167

KEPLER'S DIVISION SERIES RECORD

YEAR	OPPONENT	AVG	G	AB	R	H	2B	3B	HR	RBI	SH	SF	HBP	BB	SO	SB	CS	OBP	OPS
2019	New York-AL	.000	3	10	0	0	0	0	0	0	0	0	0	3	3	0	0	.231	.231

KEPLER'S CAREER FIELDING RECORD

POSITION	PCT	G	PO	A	E	TC	DP	PB
Outfield	.991	537	1121	27	10	1158	11	—
First Base	1.000	3	5	0	0	5	0	—
Totals	.991	540	1126	27	10	1163	11	—

KEPLER'S PROFESSIONAL INJURED LIST HISTORY

DATES	INJURY	LEVEL
May 23-30, 2016	Left Groin Strain	Triple-A Rochester
July 9-16, 2015	Left Shoulder Inflammation	Double-A Chattanooga
July 21-29, 2014	Right Thumb Contusion	Single-A Ft. Myers
June 4-19, 2014	Left Forearm Strain	Single-A Ft. Myers



76 ALEX KIRILLOFF

NON-ROSTER
INVITE



OUTFIELDER

H/W: 6-2/195 B/T: L/L
Opening Day Age: 22
Born: 11/9/1997 in Pittsburgh, PA
Resides: Venice, FL

Acquired: 1st RD (15th overall) in 2016 MLB Draft
M.L. Service: None
Options Used: 0 of 3
Contract Status: Signed thru 2020

PERSONAL: Alexander David Kirilloff...Twitter: @Akirilloff19...Instagram: @akirilloff19...wife, Jordan, married in 2016 offseason...2016 graduate of Plum High School in Pittsburgh, PA...rated as the 15th-best prospect in the 2016 draft by *Baseball America*...hit .544 with a .645 on-base percentage, 1,000 slugging percentage, three home runs and 23 RBI as a high school senior...had 17 extra-base hits, walked 17 times and struck out once...named a 2016 Rawlings Perfect Game First-Team All-American and Atlantic All-Region First-Team selection...primarily played first base, and also pitched, throughout high school...won the 2015 Perfect Game All-American Classic Home Run Challenge, hitting 34 home runs at Fowler Park at the University of San Diego and PETCO Park...participated in 2019 Twins Winter Caravan, traveling to Cedar Rapids, IA.

2019:

- Began season as ninth best prospect in baseball by MLB.com, 15th best by *Baseball America* and 39th best by *Baseball Prospectus*.
- Spent entire fourth professional season with Double-A Pensacola.
- Spent two stints on the Injured List, both times suffering from a right wrist sprain: April 4-May 2 and again June 3-20.
- Named Twins minor league Player of the Week August 25, hitting .444 (12-for-37) with one double, one home run, five RBI and a 1.075 OPS.
- Hit .302 (76-for-252) with 15 doubles and seven home runs vs. right-handed pitching and .244 (30-for-123) with three doubles and two home runs vs. lefties...played 41 games in rightfield, 35 games at first base, eight games in leftfield and 10 as designated hitter.
- Hit .381 (8-for-21) with one double, four home runs, eight RBI and a 1.435 OPS in five Postseason games for the Blue Wahoos...hit ninth-inning grand slam in Game 1 of semifinals at Biloxi but Wahoos lost on walk-off in the 10th inning.
- Named second-best prospect and best hitter for average in Twins minor league system by *Baseball America* following season.

2018: Began season with Single-A Cedar Rapids...named Twins minor league Player of the Week May 5, hitting .333 (8-for-24) with four doubles, one home run, six RBI and six runs scored in six games for the Kernels...named Midwest League Player of the Week May 28-June 3, hitting .433 (13-for-30) with two doubles, two home runs, eight RBI and eight runs scored...named Midwest League Player of the Month for May, hitting .360 (41-for-114) with 11 doubles, three triples, five home runs, 25 RBI and 21 runs scored...named Midwest League Midseason All-Star, after hitting .333 (84-for-252) with 20 doubles, 13 home runs, 56 RBI and 84 runs scored...promoted to Single-A Ft. Myers on June 21...named Florida State League Player of the Week for the Week of July 16-22, hitting .577 (15-for-26) with six doubles, one triple, one home run, six RBI and nine runs scored...named Twins minor league Player of the Week for same period...named Florida State League Player of the Month in July, hitting .396 (40-for-101) with 12 doubles, two home runs, 20 runs scored and 20 RBI...named to 2018 SiriusXM Futures Game and started for Team USA, going 2-for-2 with two singles and a run scored...went 7-for-9 with a home run, one RBI and two runs scored in the FSL Playoff Semifinals...combined to hit .348 (178-for-512) with 44 doubles, seven triples, 20 home runs, 101 RBI, 75 runs scored and a .970 OPS in 130 games between Cedar Rapids and Ft. Myers on the season...became first Twins minor leaguer with 100-plus RBI since Adam Brett Walker had 106 for Double-A Chattanooga in 2015...ranked 10th best prospect in baseball by MLB.com...led all minor league baseball in doubles and ranked second in hits and batting average, and seventh in RBI and OPS...given the Sherry Robertson Award as Twins minor league Player of the Year...ranked second best prospect in Twins system by *Baseball America* entering 2019.

2017: Missed entire season due to Tommy John surgery on left elbow...ranked the third-best prospect in the Twins system by *Baseball America* entering 2018...rated 98th-best prospect in baseball by MLB.com entering season and sixth best in the Twins organization by same website.

2016: Began professional career with Rookie-Elizabethton...earned Appalachian League Player of the Week honors July 24...named Appalachian League Player of the Year and Postseason All-Star...named third best prospect in Twins organization by *Baseball America* following the season.

PROFESSIONAL: Entered the 2020 season as the 32nd-best prospect in baseball according to MLB.com...selected by Minnesota in first round (15th overall) of 2016 First-Year Player Draft; signed by scout Jay Weitzel.

KIRILLOFF'S PLAYING RECORD

YEAR	CLUB	AVG	G	AB	R	H	2B	3B	HR	RBI	SH	SF	HB	BB	SO	SB	CS	OBP	OPS
2016	Elizabethton	.306	55	216	33	66	9	1	7	33	0	3	2	11	32	0	1	.341	.795
2017	DID NOT PLAY - INJURED																		
2018	Cedar Rapids	.333	65	252	36	84	20	5	13	56	0	3	2	24	47	1	1	.391	.999
	Ft. Myers	.362	65	260	39	94	24	2	7	45	0	4	2	14	39	3	2	.393	.943
2019	Pensacola	.283	94	375	47	106	18	2	9	43	0	1	6	29	76	7	6	.343	.756
Minor League Totals		.317	279	1103	155	350	71	10	36	177	0	11	12	78	194	11	10	.365	.863

KIRILLOFF'S PROFESSIONAL INJURED LIST HISTORY

DATES	INJURY	LEVEL
June 3-20, 2019	Right Wrist Sprain	Double-A Pensacola
April 4-May 2, 2019	Right Wrist Sprain	Double-A Pensacola
June 22-end of 2017 season	Left Elbow - Tommy John Surgery	Rookie-Elizabethton
September 4-13, 2016	Left Elbow Inflammation	Rookie-Elizabethton



81 TREVOR LARNACH

NON-ROSTER
INVITE



OUTFIELDER

H/W: 6-4/223 B/T: L/R
Opening Day Age: 23
Born: 2/26/1997 in Walnut Creek, CA
Resides: Pleasant Hill, CA

Acquired: 1st RD (20th overall) in 2018 MLB Draft
M.L. Service: None
Options Used: 0 of 3
Contract Status: Signed thru 2020

PERSONAL: Trevor John Ikaikaloa Larnach...graduated from College Park High School in Pleasant Hill, CA...rated as the 328th-best high school prospect by Perfect Game...three-year letter winner at College Park while also lettering in two seasons as a forward for the basketball team... First-Team All-League and Second Team All-State as a senior, First-Team All-State as a junior...played three seasons at Oregon State University (see below) where he majored in sociology...participated in 2020 Twins Winter Caravan.

2019:

- Entered the season ranked the fifth-best prospect in the Twins system by *Baseball America*.
- Split season between Single-A Ft. Myers and Double-A Pensacola.
- Named Twins minor league Player of the Week three times on season: May 12 with Double-A Pensacola (.440, 11-for-25, 2 doubles, 2 home runs, 5 RBI, 7 runs scored, 3 walks and a 1.260 OPS); June 2 with Single-A Ft. Myers (.524, 11-for-21, 2 doubles, 2 home runs, 7 RBI, and 1.427 OPS); and August 11 with Pensacola (.412, 7-for-17, 2 home runs, 5 RBI, 4 walks and a 1.289 OPS).
- Named MiLB.com Florida State League Player of the Month for May, hitting .371 (36-for-97) with 10 doubles, one triple, four home runs, 17 RBI, 16 walks, 15 runs scored and a 1.075 OPS in 26 games with Ft. Myers.
- Named to both Florida State League Mid- and Postseason All-Star teams.
- Promoted to Double-A Pensacola July 16.
- Named outfielder on MiLB.com's Twins organization All-Star team.
- Named High Class-A All-Star by *Baseball America* after season with Ft. Myers.
- Combined to hit .309 (147-for-476) with 30 doubles, one triple, 13 home runs, 66 RBI and an .842 OPS in 127 games between Ft. Myers and Pensacola...among all Twins system, ranked first in hits, second in doubles, fourth in RBI, fifth in walks and third in batting average (min. 200 AB's)...among all minor league baseball full season leaders, ranked tied for fourth in average, fifth in OBP (.384), and eighth in OPS.
- Named Florida State League Most Valuable Player, the first Twins minor leaguer ever to win the award.
- Named Sherry Robertson Award winner as Twins minor league Player of the Year.
- Named third-best prospect in Twins minor league system by *Baseball America* following season.

2018: Began first professional season with Rookie-Elizabethton...hit safely in each of his first five games, hitting .450 (9-for-20) with a double, four runs scored and nine RBI...promoted to Single-A Cedar Rapids August 7 and went 3-for-4 with a double and a walk in his first game with the Kernels...named Twins minor league Player of the Week August 25, hitting .391 (9-for-23) with two doubles, one home run, three RBI, three walks and six runs scored in six games.

COLLEGIATE CAREER: Member of 2018 College World Series Champion team at Oregon State University; hit game-tying two-run home run in Game 2 of the CWS to send the game to extra innings...named to 2018 CWS All-Tournament team...hit .348 (89-for-256) with 19 home runs and 77 RBI in his junior year at Oregon State, all career-highs...named to Pac-12 All-Conference team in 2018...named All-Pac-12 Honorable Mention in 2017 as well as Pac-12 All-Academic Honorable Mention...named to the Corvallis Regional All-Tournament team.

PROFESSIONAL: Rated as the 81st-best prospect entering the 2020 season by MLB.com...selected by Minnesota in first round (20th overall) in 2018 First-Year Player Draft out of Oregon State University; signed by scout Kyle Blackwell...marked the seventh time in Twins history to select 20th overall (Chris Parmelee - 2006, Trevor Plouffe - 2004, Denard Span - 2002, Torii Hunter - 1993, Johnny Ard - 1988 & Bob Jones - 1966)...originally selected by San Diego in 40th round of 2015 First-Year Player Draft.

LARNACH'S PLAYING RECORD

YEAR	CLUB	AVG	G	AB	R	H	2B	3B	HR	RBI	SH	SF	HB	BB	SO	SB	CS	OBP	OPS
2018	Elizabethton	.311	18	61	10	19	5	0	2	16	0	2	2	10	11	2	0	.413	.905
	Cedar Rapids	.297	24	91	17	27	8	1	3	10	0	0	0	11	17	1	0	.373	.878
2019	Ft. Myers	.316	84	320	33	101	26	1	6	44	0	4	2	35	74	4	1	.382	.842
	Pensacola	.295	43	156	26	46	4	0	7	22	0	1	2	22	50	0	0	.387	.842
Minor League Totals		.307	169	628	86	193	43	2	18	92	0	7	6	78	152	7	1	.385	.853

LARNACH'S PROFESSIONAL INJURED LIST HISTORY

DATES	INJURY	LEVEL
None		



75 ROYCE LEWIS

NON-ROSTER INVITE



INFIELDER

H/W: 6-2/200 B/T: R/R
 Opening Day Age: 20
 Born: 6/5/1999 in Aliso Viejo, CA
 Resides: Frisco, TX

Acquired: 1st RD (1st overall) in 2017 MLB Draft
 M.L. Service: None
 Options Used: 0 of 3
 Contract Status: Signed thru 2020

PERSONAL: Royce Oliver Lewis...Instagram: @roycelewis...2017 graduate of JSerra Catholic High School in San Juan Capistrano, CA...rated as a top prospect in the 2017 draft by MLB.com...played third base and centerfield at the start of his high school career before playing solely shortstop as a senior...named 2017 Gatorade Player of the Year in California and Trinity League Player of the Year for the third consecutive season...also named *Los Angeles Times* High School Player of the Year as a junior in 2016, after hitting .429 with nine doubles and four home runs...named MVP of the 2016 Under Armour All-American Game at Wrigley Field and the Perfect Game All-American Classic MVP at PETCO Park...member of the gold medal-winning USA Baseball 18U National Team that defeated Cuba in October for the 2016 COPABE Pan American AAA Championship...his father, William, played football at Fullerton College and Chico State University, and his mother, Cindy, played softball at U.S. International and San José State University...became the sixth player ever selected in the draft out of JSerra Catholic High School, and the highest since catcher Austin Hedges was selected by the Padres in the second round in 2011.

2019:

- Entered season ranked as fifth best prospect in baseball by MLB.com, eighth best by *Baseball Prospectus* and ninth best by *Baseball America*.
- Began third professional season with Single-A Ft. Myers.
- Named Twins minor league Player of the Week July 14, hitting .353 (6-for-17) with two walks, two home runs and three RBI for the Miracle.
- Named Florida State League Midseason All-Star with Ft. Myers.
- Played for AL Team in the SiriusXM All-Star Futures Game at Cleveland's Progressive Field, going 1-for-2 and finishing the game at shortstop.
- Promoted to Double-A Pensacola July 28, where he finished the season.
- Combined to hit .236 (122-for-517) with 26 doubles, four triples, 12 home runs, 49 RBI, 73 runs scored, 38 walks and 22 stolen bases in 127 games between Ft. Myers and Pensacola...hit .315 (39-for-124) vs. left-handed pitching and .211 (83-for-393) vs. right-handed pitching.
- Hit .400 (8-for-20) with two doubles, one home run, three RBI, three walks and a 1.128 OPS in five playoff games for the Blue Wahoos.
- Played in 22 games for Salt River in the Arizona Fall League, hitting .353 (30-for-85) with nine doubles, three home runs, 20 RBI, nine walks, 21 runs scored and a .975 OPS...named Hitter of the Week once...named AFL Player of the Week on October 13, AFL Most Valuable Player, AFL Rising Stars Team and Rising Stars MVP.
- Named shortstop on Twins MiLB.com organization All-Star team.
- Named top prospect, best hitter for power, fastest baserunner and best athlete in Twins minor league system by *Baseball America* following season.

2018: Began season with Single-A Cedar Rapids...named Twins minor league Player of the Week April 28, hitting .348 (8-for-23) with six RBI, three stolen bases and four runs scored in five games for the Kernels...hit first professional grand slam June 5 vs. Beloit...hit .330 (30-for-91) with 10 doubles, five home runs, 22 RBI and 20 runs scored in 23 June games for the Kernels...reached base safely in 18 straight games June 12-July 5, posting a .476 on-base percentage in that span...named Midwest League Midseason All-Star...promoted to Single-A Ft. Myers July 14...named Twins minor league Player of the Week August 11, hitting .345 (10-for-29) with one triple, two home runs, six RBI, five walks and seven runs scored in seven games for the Miracle...recorded two multi-homer games: May 27 vs. Clinton with Cedar Rapids and August 6 at Lakeland with Ft. Myers...combined to hit .292 (141-for-483) with 29 doubles, three triples, 14 home runs, 74 RBI, 83 runs scored, 43 walks and a .352 on-base percentage in 121 games between Cedar Rapids and Ft. Myers...hit .307 (116-for-378) vs. right-handed pitching and .238 (25-for-105) vs. left-handed pitching...named Low Class-A All-Star by *Baseball America*...named Midwest League Postseason All-Star...named to Twins MiLB.com organization All-Star team...named Midwest League Prospect of the Year...ranked top prospect in Twins system by *Baseball America* entering 2019.

2017: Began professional career with the GCL Twins...had multiple hits in four of his first six games...hit home run in his first career plate appearance...promoted to Single-A Cedar Rapids August 12...collected four hits in his first game with Kernels...following season named a Rookie All-Star by *Baseball America*...finished season with second most runs (38) and fifth most stolen bases (15) in the GCL...ranked the top prospect in Twins system by *Baseball America* entering 2018; also among all of major/minor league baseball ranked 24th best by *Baseball America*, 20th by MLB.com and 27th by *Baseball Prospectus*.

PROFESSIONAL: Entered the 2020 season as the ninth-best prospect according to MLB.com...selected by Minnesota in the first round (1st overall) of the 2017 First-Year Player Draft; signed by scout John Leavitt...one of three players in club history to be selected first overall, joining catcher Joe Mauer in 2001 and right-handed pitcher Tim Lincecum in 1983 (did not sign).

LEWIS' PROFESSIONAL INJURED LIST HISTORY

DATES	INJURY	LEVEL
None		

LEWIS' PLAYING RECORD

YEAR	CLUB	AVG	G	AB	R	H	2B	3B	HR	RBI	SH	SF	HB	BB	SO	SB	CS	OBP	OPS
2017	GCL Twins	.271	36	133	38	36	6	2	3	17	0	0	7	19	17	15	2	.390	.803
	Cedar Rapids	.296	18	71	16	21	2	1	1	10	0	1	2	6	16	3	1	.363	.757
2018	Cedar Rapids	.315	75	295	50	93	23	0	9	53	1	4	3	24	49	22	4	.368	.853
	Ft. Myers	.255	46	188	33	48	6	3	5	21	0	0	1	19	35	6	4	.327	.726
2019	Ft. Myers	.238	94	383	55	91	17	3	10	35	0	5	3	27	90	16	8	.289	.665
	Pensacola	.231	33	134	18	31	9	1	2	14	0	2	1	11	33	6	2	.291	.649
Minor League Totals		.266	302	1204	210	320	63	10	30	150	1	12	17	106	240	68	21	.331	.740

TWINS ARIZONA FALL LEAGUE PARTICIPANTS

1992

GRAND CANYON

Rex De La Nuez, OF
Chip Hale, IF
Jon Henry, P
Ray Ortiz, OF
Derek Parks, C
Scott Ullger, Mgr.

1997

SUN CITIES

Tom Gourdin, P
Jeff Harris, P
Corey Koskie, IF
Chad Moeller, C
Mike Moriarty, IF
Brad Niedermaier, P
Dan Perkins, P
Benj Sampson, P
Al Newman, Mgr.

2002

PHOENIX

Rob Bowen, C
Willie Eyre, P
Brent Hoard, P
Justin Morneau, IF
Michael Restovich, OF
Brad Thomas, P
John Russell, Mgr.

2007

PHOENIX

Nick Blackburn, P
Drew Butera, C
Matt Macri, IF
Eduardo Morlan, P
Ryan Mullins, P
Trevor Plouffe, IF
Anthony Swarzak, P
Gary Lucas, Ch.

2012

PEORIA

Evan Bigley, OF
Logan Darnell, P
Kyle Gibson, P
Chris Herrmann, C
Nate Roberts, OF
Dan Rohlfing, C
Caleb Thielbar, P
Michael Tonkin, P
Alan Rail, Trn.

2017

SURPRISE

Ryan Eades, RHP
Tom Hackimer, RHP
Tyler Jay, LHP
Sean Miller, IF
Chris Paul, IF
Andrew Vasquez, LHP
LaMonte Wade, OF

1993

TEMPE

Anthony Byrd, OF
Mike Durant, C
Sean Gavaghan, P
Denny Hocking, IF
Todd Ritchie, P
Bill Wissler, P
Jim Kahmann, Trn.

1998

PHOENIX

Torii Hunter, OF
Mike Lincoln, P
Joe Mays, P
Doug Mientkiewicz, IF
A.J. Pierzynski, C
Brent Stentz, P
Lanning Tucker, Trn.

2003

GRAND CANYON

Henry Bonilla, P
Rob Bowen, C
Jake Maurer, C
Pat Neshek, P
Terry Tiffie, IF
Brian Wolfe, P
Dave Pruemer, Trn.

2008

PHOENIX

Rob Delaney, P
Tim Lahey, P
Jeff Manship, P
Dustin Martin, OF
Anthony Slama, P
Steve Tolleson, IF
Danny Valencia, IF
Stan Cliburn, Mgr.

2013

GLENDALE

A.J. Achter, RHP
Byron Buxton, OF
Zach Jones, RHP
Max Kepler, OF
Trevor May, RHP
Alex Meyer, RHP
Eddie Rosario, IF
Jeff Smith, Ch.

2018

SALT RIVER

Travis Blankenhorn, IF
Adam Bray, RHP
Jaylin Davis, OF
Griffin Jax, RHP
Hector Lujan, RHP
Luke Raley, OF
Devin Smeltzer, LHP
Tommy Watkins, Mgr.

1994

CHANDLER

Marty Cordova, OF
Gus Gandarillas, P
Brian Raabe, IF
Dan Serafini, P
Scott Stahoviak, IF
Mitch Simmons, IF
Gorman Heim Mueller, Ch.
Rick McWane, Trn.

1999

GRAND CANYON

Dan Cey, IF
Michael Cuddyer, IF
David Hooten, P
Matt Kinney, P
Chad Moeller, C
Nate Yeskie, P
Bill Springman, Ch.

2004

GRAND CANYON

Scott Baker, P
Jason Bartlett, IF
Rob Bowen, C
Jesse Crain, P
J.D. Durbin, P
Jason Kubel, OF
Kevin West, OF
Jose Marzan, Ch.

2009

MESA

Alex Burnett, P
Steve Hirschfeld, P
Mike McCardell, P
Chris Parmelee, IF
Steve Singleton, IF
Spencer Steedley, P
Rene Tosoni, OF
Larry Bennesse, Trn.

2014

SALT RIVER

Jason Adam, RHP
Byron Buxton, OF
Max Kepler, OF
Zack Jones, RHP
Jake Reed, RHP
Taylor Rogers, LHP
Eddie Rosario, OF
Alan Rail, Trn.

2019

SALT RIVER

Dakota Chalmers, RHP
Moises Gomez, RHP
Royce Lewis, SS
Jovani Moran, LHP
Zach Neff, LHP
Luke Raley, OF
Ben Rortved, C
Luis Ramirez, Ch.
Ben Myers, Trn.

1995

PEORIA

LaRoy Hawkins, P
Matt Lawton, OF
Dan Naulty, IF
Kevin Ohme, P
Jamie Ogden, OF
Mitch Simmons, IF
Todd Walker, IF

2000

GRAND CANYON

Bobby Kielty, OF
Matt Kinney, P
David Hooten, P
Matthew LeCroy, C
Kyle Lohse, P
Lee Marshall, P
Ryan Mills, P
Rick Anderson, Ch.
Jeff Carter, Ch.
Dave Pruemer, Trn.

2005

GRAND CANYON

Ricky Barrett, P
Travis Bowyer, P
Garrett Jones, 1B
Matt Moses, IF
Glen Perkins, P
Denard Span, OF
Tony Leo, Trn.

2010

PEORIA

Joe Benson, OF
David Bromberg, P
Carlos Gutierrez, P
Chris Parmelee, IF
Ben Revere, OF
Tyler Robertson, P
Kyle Waldrop, P
Floyd Rayford, Ch.

2015

SCOTTSDALE

Nick Burdi, RHP
Mitch Garver, C
Trevor Hildenberger, RHP
Jake Reed, RHP
Taylor Rogers, LHP
Stuart Turner, C
Adam Brett Walker II, OF
Chad Allen, Ch.

1996

SCOTTSDALE

Jason Bell, P
J.J. Johnson, OF
Jamie Ogden, OF
Mark Redman, P
Todd Ritchie, C
Dan Serafini, P
Stu Cliburn, Ch.

2001

GRAND CANYON

Grant Balfour, P
Rob Bowen, C
Michael Cuddyer, IF
Peter Fisher, P
Kevin Frederick, P
Matthew LeCroy, C
Michael Restovich, OF

2006

MESA

Kevin Cameron, P
Doug Deeds, OF
Matt Moses, IF
Jay Sawatski, P
Errol Simonitsch, P
Kevin Slowey, P
Matt Tolbert, IF
David Winfree, IF
Larry Bennesse, Trn.

2011

MESA

Cole DeVries, P
Brian Dozier, IF
Chris Herrmann, C
Aaron Hicks, OF
Brett Jacobson, P
Bruce Pugh, P
Dakota Watts, P
Steve Mintz, Ch.

2016

SURPRISE

John Curtiss, RHP
Mitch Garver, C
Nick Gordon, IF
Tanner English, OF
Mason Melotakis, LHP
Stephen Gonsalves, LHP
Randy Rosario, LHP
Ivan Artega, Ch.



52 ZACK LITTELL



RIGHT-HANDED PITCHER

H/W: 6-4/220 B/T: R/R
Opening Day Age: 24
Born: 10/5/1995 in Burlington, NC
Resides: Mebane, NC

Acquired: Trade with NYY, 7/30/17
M.L. Service: 119 days
Options Used: 2 of 3
Contract Status: Signed thru 2020

PERSONAL: Zack Stuart Littell (pronounced lah-TELL)...Twitter: @z_littell...Instagram: @z_littell...2013 graduate of Eastern Alamance High School (NC), where he was a two-sport athlete, also playing tight end on the football team...had committed to play at Appalachian State University before signing with the Mariners in 2013.

CAREER HIGHLIGHTS: Twins are third organization, after pitching in the New York-AL (2016-17) and Seattle (2013-16) systems...first major league win came on June 18, 2019 vs. Boston...led all Twins relievers in wins during the 2019 season, going 6-0 in 29 games...is one of just three Twins to pitch solely out of the bullpen and win at least six games without a loss, joining Joe Nathan (7-0 in 2006; 64 games) and LaTroy Hawkins (6-0 in 2002; 65 games)...made major league debut June 5, 2018 vs. Chicago-AL (Game 2)...in 2017, combined to go 19-1 between Single-A Tampa (NYY), Double-A Trenton (NYY) and Double-A Chattanooga (MIN)...Florida State League Midseason All-Star for Tampa and MiLB.com Fans' Choice for Best Starting Pitcher while at Chattanooga.

POSTSEASON CAREER: Made two relief appearances in 2019 ALDS vs. New York-AL...made Postseason debut in Game 1 October 1 at Yankee Stadium, allowing two runs in 0.0 innings and was dealt the loss...made second appearance in Game 2 October 2 at Yankee Stadium, pitching 0.1 inning.

2019:

- Was in Twins spring training, second of career...optioned to Triple-A Rochester March 14 where he began the season.
- Recalled by Minnesota for first time on May 24...had five different stints with the Twins over the season.
- Allowed a career-high eight runs on 10 hits in 4.1 innings of relief May 30 at Tampa Bay...aside from this appearance, posted a 0.83 ERA (32.2 IP, 3 ER) in his other 28 major league games combined.
- Earned first major league win June 18 vs. Boston, pitching 2.0 scoreless innings.
- Held opponents scoreless in 24 of 27 appearances from June 18-end of season, including a stretch of 10-straight scoreless outings June 18-July 19 (11.0 IP).
- Led all Twins relievers in wins, going 6-0 in 29 games...is one of just three Twins to pitch solely out of the bullpen and win at least six games without a loss, joining Joe Nathan (7-0 in 2006; 64 games) and LaTroy Hawkins (6-0 in 2002; 65 games).
- Made two relief appearances in ALDS vs. New York-AL...made Postseason debut in Game 1 October 1 at Yankee Stadium, allowing two runs in 0.0 innings and was dealt the loss...made second appearance in Game 2 October 2 at Yankee Stadium, pitching 0.1 inning.

2018: Was in Twins spring training, the first of his career...optioned to Double-A Chattanooga March 9...was Lookouts Opening Day starter April 5 vs. Birmingham, allowing two runs on five hits in 4.1 innings pitched and did not factor into the decision...made five starts for the Lookouts before being promoted to Triple-A Rochester May 4...made five starts for the Red Wings May 5-28, going 1-1, 2.57 ERA (28.0 IP, 8 ER) with 10 walks and 30 strikeouts, earning a recall to Minnesota as 26th man for doubleheader with Chicago-AL on June 5...made major league debut, starting game two of a doubleheader vs. Chicago-AL, allowing six runs on six hits in 3.0 innings pitched and was dealt the loss...struck out first batter faced, fanning Yoán Moncada...transferred to Rochester after game...made four starts for Red Wings before being recalled again July 2 to make one appearance for Twins...transferred back to Rochester next day...made 10 more starts for the Red Wings, going 5-3, 4.09 ERA (55.0 IP, 25 ER) and was recalled September 2 when rosters expanded...made six appearances for the Twins in September, one as a starter, two as a primary pitcher...combined to go 6-11, 4.27 ERA (149.2 IP, 71 ER) with 58 walks and 144 strikeouts in 32 games (22 starts) between Minnesota, Rochester and Chattanooga.

2017: Began season with Single-A Tampa (New York-AL)...named Midseason All-Star while at Tampa...promoted to Double-A Trenton June 14 and went 5-0, 2.05 ERA (44.0 IP, 10 ER) in seven starts...acquired by Minnesota along with left-handed pitcher Dietrich Enns on July 30, in exchange for left-handed pitcher Jaime Garcia; assigned to Double-A Chattanooga...combined to go 14-1, 1.89 ERA (114.1 IP, 24 ER) in 20 games (18 starts) between both levels in the Yankee organization prior to trade...made seven starts for the Lookouts in August, going 5-0, 2.81 ERA (41.2 IP, 13 ER)...combined to go 19-1, 2.12 ERA (157.0 IP, 37 ER) with 41 walks and 142 strikeouts in 27 games (25 starts) between Tampa, Trenton and Chattanooga...MiLB.com Fans' Choice for Best Starting Pitcher while at Chattanooga.

2016: Began season with Single-A Clinton (Seattle)...named Midwest League Pitcher of the Week June 6, going 2-0, 0.00 ERA (14.0 IP) with two walks and 17 strikeouts in two starts...promoted to Double-A Bakersfield July 4...named MiLB.com California League Player of the Month for July after going 4-0, 0.84 ERA (32.0 IP, 3 ER) with 25 strikeouts in five starts...named California League Pitcher of the Week August 15 after pitching 7.0 scoreless innings with four hits allowed and seven strikeouts August 17 vs. San Jose...made one Postseason start in a Game 2 win in the first round vs. San Jose, striking out 11 batters while allowing just one earned run in 7.1 innings pitched...combined to appear in 28 games (27 starts)

CAREER HIGHS

IP: 4.1, 5/30/19 at TB
SO: 4, 2x, last 9/30/18 vs. CWS
Walks: 4, 6/5/18 vs. CWS
CG: - -
Low-Hit CG: - -
Win-Streak: 6, 6/18-present



between Single-A Clinton and Double-A Bakersfield, going 13-6, 2.66 ERA (165.2 IP, 49 ER)...led Mariners minor leaguers in innings pitched and strikeouts (156) and ranked second in ERA and wins...one of six minor league pitchers to record a sub-3.00 ERA with at least 150 strikeouts...traded from Seattle to New York-AL on November 18, 2016, in exchange for left-handed pitcher James Pazos.

2015: Spent season with Single-A Clinton (Seattle)...went 3-6, 3.91 ERA (112.2 IP, 49 ER) in 21 starts for Lumberkings...recorded first career double-digit strikeout game June 6 vs. Bowling Green (6.0 IP, 10 K).

2014: Spent entire season at Rookie Pulaski (Seattle), where he went 5-5, 4.52 ERA (69.2 IP, 35 ER) in 13 starts...led Appalachian League in strikeouts (64), ranked second in innings pitched and led Appalachian League starters in walks-per-9.0 IP (1.55).

2013: Played first professional season with AZL Mariners, going 0-6, 5.94 ERA (33.1 IP, 22 ER) in 10 games (7 starts).

PROFESSIONAL: Originally selected by Seattle in 11th round of 2013 First-Year Player Draft; signed by scout Devitt Moore.

LITTELL'S PITCHING RECORD

YEAR	CLUB	W-L	ERA	G	GS	CG	SH	SV	IP	H	R	ER	HR	HB	BB	SO	WP	K/9	BAA
2013	AZL Mariners	0-6	5.94	10	7	0	0	1	33.1	39	27	22	2	1	13	28	4	7.6	.291
2014	Pulaski	5-5	4.52	13	13	0	0	0	69.2	75	38	35	3	8	12	64	1	8.3	.275
2015	Clinton	3-6	3.91	21	21	0	0	0	112.2	121	63	49	4	4	30	84	5	6.7	.272
2016	Clinton	5-5	2.76	16	16	2	0	0	97.2	94	35	30	5	4	21	95	2	8.8	.258
	Bakersfield	8-1	2.51	12	11	0	0	0	68.0	64	21	19	3	3	13	61	4	8.1	.246
2017	Tampa	9-1	1.77	13	11	2	0	0	71.1	65	17	14	4	4	15	57	2	7.2	.251
	Trenton	5-0	2.05	7	7	0	0	0	44.0	37	14	10	3	0	8	52	3	10.6	.224
	Chattanooga	5-0	2.81	7	7	0	0	0	41.2	33	16	13	1	5	18	33	3	7.1	.223
2018	Chattanooga	0-3	5.87	5	5	0	0	0	23.0	28	15	15	3	1	7	32	2	12.5	.308
	Rochester	6-6	3.57	19	15	0	0	0	106.0	100	47	42	5	4	40	98	4	8.3	.248
	MINNESOTA	0-2	6.20	8	2	0	0	0	20.1	25	17	14	3	4	11	14	0	6.2	.298
2019	Rochester	3-3	3.71	20	7	0	0	1	63.0	55	29	26	11	2	25	68	4	9.7	.246
	MINNESOTA	6-0	2.68	29	0	0	0	0	37.0	34	12	11	4	0	9	32	0	7.8	.250
	Minor League Totals	49-36	3.39	143	120	4	0	2	730.1	711	322	275	44	36	202	672	34	8.3	.256
	Major League Totals	6-2	3.92	37	2	0	0	0	57.1	59	29	25	7	4	20	46	0	7.2	.268

LITTELL'S DIVISION SERIES RECORD

YEAR	OPPONENT	W-L	ERA	G	GS	CG	SH	SV	IP	H	R	ER	HR	HB	BB	SO	WP	K/9	BAA
2019	New York-AL	0-1	54.00	2	0	0	0	0	0.1	0	2	2	0	1	1	0	1	0.0	.000

LITTELL'S CAREER FIELDING RECORD

POSITION	PCT	G	PO	A	E	TC	DP	PB
Pitcher	1.000	37	1	9	0	10	0	—

LITTELL'S PROFESSIONAL INJURED LIST HISTORY

DATES	INJURY	LEVEL
None		





18 KENTA MAEDA



RIGHT-HANDED PITCHER

H/W: 6-1/185 B/T: R/R
Opening Day Age: 31
Born: 4/11/1988 in Osaka, Japan
Resides: Tokyo, Japan

Acquired: Trade with LAD, 2/10/20
M.L. Service: 4 years, 0 days
Options Used: 0 of 3
Contract Status: Signed thru 2023

PERSONAL: Kenta Maeda (pronounced mah-EH-da)...Instagram: @18_maeken...wife, Saho...the couple has a daughter and a son...pitched for Team Japan in the 2015 World Baseball Softball Confederation (WBSC) Premier12 tournament and the 2013 World Baseball Classic, selected to the All-Tournament team.

CAREER HIGHLIGHTS: Will become the third Japanese-born player in Twins franchise history, after Micheal Nakamura (2003) and Tsuyoshi Nishioka (2011-12)...his 9.79 career K/9.0 IP ratio is fourth among Japanese-born pitchers in MLB history (min. 100.0 IP), and his .227 career opponent batting average is sixth...also owns the 13th-best opponent batting average since his debut in 2016 (min. 500.0 IP)...recorded his first career save in his first career relief appearance on June 9, 2017 (4.0 IP, 3 H, 1 ER, 6 K)...his 16 wins in 2016 were the second most wins ever by a Los Angeles-NL rookie, behind only Rick Sutcliffe (17-10, 1979), and tied for the second most ever in a single season by a Japanese pitcher...led qualifying MLB rookie starting pitchers in starts (32), wins (16), opponents' batting average (.229), WHIP (1.14), innings pitched (175.2) and strikeout-to-walk ratio (3.58)...made his MLB debut April 6, 2016 at San Diego, earning the win with 6.0 scoreless innings and hitting a solo homer in his second big league at-bat...named to the 2016 Baseball America Major League All-Rookie Team, and finished third in the NL Rookie of the Year voting.

POSTSEASON CAREER: Owns a 2-1 record and 3.31 ERA (32.2 IP, 12 ER) in 24 Career Postseason games (3 starts), with 39 strikeouts and a 10.7 K/9.0 IP...his 24 Career Postseason games are third most among Japanese-born players in major league history, behind Hideki Matsui (56) and So Taguchi (30)...**2019:** Made four scoreless relief appearances for Los Angeles-NL in the NLDS, allowing one hit and striking out seven batters in 4.2 innings...**2018:** Posted a 4.05 ERA (6.2 IP, 3 ER) in eight relief outings for the Dodgers...struck out 10 batters, including five in 2.0 innings of relief in Game 3 of the World Series vs. Boston...**2017:** Went 2-0 with a 0.84 ERA (10.2 IP, 1 ER) in nine relief appearances across three rounds of Postseason play...his ERA tied for second lowest among all pitchers that Postseason (min. 10.0 IP)...**2016:** Started thrice for Los Angeles-NL in the NLDS and NLCS, posting a 6.75 ERA (10.2 IP, 8 ER), with seven walks and 12 strikeouts.

2019:

- Recorded his third career double-digit win season, going 10-8 with a 4.04 ERA (153.2 IP, 69 ER) in 37 games (26 starts)...fanned 169 batters, his most since 2016 (179 K)...one of two pitchers with 10 starts and 10 relief appearances (min. 150.0 IP), with Andrew Cashner (23 GS/19 G).
- Struck out season-high 12 batters on May 15 vs. San Diego, keeping the Padres scoreless through 6.2 innings before garnering the win.
- Made final start of the season on August 27 at San Diego; totalled 137.0 IP, a 4.14 ERA and 147 strikeouts in starting rounds.
- Pitched in relief exclusively during September, going 2-0 with three saves and a 3.45 ERA (15.2 IP, 6 ER) in 10 appearances...held opponents to a .164 batting average and averaged 11.49 strikeouts per 9.0 IP in that span.
- Held opponents to an 85.4 average exit velocity, the fourth-lowest mark among all major league pitchers (min. 400 batted ball events).
- Acquired by Twins on February 10, 2020 along with Jair Camargo and cash considerations from Los Angeles-NL in exchange for right-handed pitcher Brusdar Graterol, outfielder Luke Raley and a Competitive Balance Pick B Pick in the 2020 First-Year Player Draft.

2018: Completed his third big league season, appearing in a career-high 39 games (20 starts) and going 8-10 with a 3.81 ERA (125.1 IP, 53 ER) and two saves...held batters to a .240 average and posted a 1.26 WHIP...struck out 153 batters against 43 walks...in 20 starts, went 6-7 with a 3.85 ERA (107.2 IP, 46 ER), limiting batters to a .235 average while averaging 10.62 strikeouts per nine innings...was a starter for 20 of his first 22 games of the season, making his last start on August 10...moved exclusively to the bullpen, starting Aug. 14...made 19 relief appearances overall on the year, going 2-3 with two saves while posting a 3.57 ERA (17.2 IP, 7 ER)...struck out 26 batters against three walks out of the bullpen, while posting a 1.19 WHIP...limited right-handed opponents to a .209/.270/.337 slash line, striking out 95 batters against 18 walks and allowing only five home runs in 258 at-bats.

2017: Went 13-6 with one save and posted a 4.22 ERA (134.1 IP, 63 ER) in 29 games (25 starts) in his second season with the Dodgers...struck out 140 batters against just 34 walks in 134.1 innings, posting a 4.12 strikeout-to-walk ratio...also limited hitters to a .238 average, including holding right-handed batters to a .214 mark...made his first career stint in the bullpen, going 1-0 with one save and posting a 2.25 ERA (8.0 IP, 2 ER) in four appearances...struck out 10 against just one walk, while also limiting the opposition to a .233 average...collected his first career save in his first career relief appearance on June 9 against the Reds, allowing one run on three hits over 4.0 innings while striking out six...became the first Dodger pitcher since Chan Ho Park (2008) to record a win as a starter, a win as a reliever and a save in the same season...in 14 games (11 starts) at home, he went 8-1 with one save and posted a 2.88 ERA (68.2 IP, 22 ER), compared to going 5-5 with a 5.62 ERA (65.2 IP, 41 ER) in 15 games (14 starts) on the road...following the All-Star break, he ranked among NL pitchers (min. 50.0 IP) in strikeout-to-walk ratio (4.85, 3rd), opponents' OBP (.270, 6th), WHIP (1.10, 9th), wins (6, T-12th), strikeout per nine innings (10.07, 13th) and opponents' batting average (.225, 14th)...made his first career stint on the Injured List from May 11-25 with left hamstring tightness.

2016: In his first big league season, he went 16-11 with a 3.48 ERA (175.2 IP, 68 ER) in 32 starts, while limiting the opposition to a .229 average...posted the second-most wins ever by a Los Angeles-NL rookie, behind only Rick Sutcliffe (17-10, 1979), and his 16 wins tied for the second most ever in a single season by a Japanese pitcher, behind only Daisuke Matsuzaka's 18 in 2008 with Boston (18-3)...his 16 wins were the most by a MLB rookie since 2012, when Yu Darvish and Wade Miley both had 16 victories...ranked among the overall NL leaders in wins (16, T-5th), ERA (3.48, 14th), WHIP (1.14, 10th), strikeouts (179, 12th), strikeouts per nine innings (9.17, 7th), strikeout-to-walk ratio (3.58, 12th), opponents' batting

CAREER HIGHS

IP: 8.1, 5/10/17 vs. PIT
SO: 13, 6/10/16 vs. SD
Walks: 5, 6/19/18 at CHC
CG: - -
Low-Hit CG: - -
Win-Streak: 5, 2x, last 7/7-8/13/17



average (.229, 11th), opponents' on-base pct. (.291, 11th) and opponents' slugging pct. (.359, 10th)...led qualifying MLB rookie starting pitchers in starts (32), wins (16), opponents' batting average (.229), WHIP (1.14), innings pitched (175.2) and strikeout-to-walk ratio (3.58)...picked up the win in his MLB debut on April 6 at San Diego, allowing five hits in 6.0 scoreless innings...at the plate, hit a solo homer in his second big league at-bat, becoming the first Dodger to homer in his big league debut since shortstop Jose Offerman did so vs. the Montreal Expos on Aug. 19, 1990 and the first Dodger pitcher to homer in his major league debut since Dan Bankhead vs. Pittsburgh on Aug. 26, 1947...did not allow a run in his first two starts at San Diego and vs. Arizona before surrendering a run in the third inning of his third start on April 17, ending his streak at 14.0 innings to begin his career...named to the 2016 *Baseball America* Major League All-Rookie Team and finished third in the NL Rookie of the Year voting.

JAPANESE PROFESSIONAL CAREER: Compiled a 97-67 record with a 2.39 ERA in 218 games (217 starts) in eight professional seasons in the Japan Central League (NPB) with the Hiroshima Carp (2008-15)...was a two-time winner of the Sawamura Award, given to the best pitcher in Japanese baseball...also recognized as the best fielding pitcher in Nippon Professional Baseball five times...in 2010, won Japan's pitching triple crown with 15 wins (15-8), a 2.21 ERA and 174 strikeouts, becoming the youngest pitcher (22) in Japan baseball history to accomplish the feat.

PROFESSIONAL: Acquired from Los Angeles-NL...signed with Los Angeles-NL on January 7, 2016.

MAEDA'S PITCHING RECORD

YEAR	CLUB	W-L	ERA	G	GS	CG	SH	SV	IP	H	R	ER	HR	HB	BB	SO	WP	K/9	BAA
2008	Hiroshima	9-2	3.20	19	18	1	1	0	109.2	103	43	39	10	3	35	55	0	4.5	--
2009	Hiroshima	8-14	3.36	29	29	3	1	0	193.0	194	82	72	22	3	29	147	2	6.9	--
2010	Hiroshima	15-8	2.21	28	28	6	2	0	215.2	166	55	53	15	7	46	174	2	7.3	--
2011	Hiroshima	10-12	2.46	31	31	4	2	0	216.0	178	61	59	14	6	43	192	4	8.0	--
2012	Hiroshima	14-7	1.53	29	29	5	2	0	206.1	161	46	35	6	9	44	171	2	7.5	--
2013	Hiroshima	15-7	2.10	26	26	3	1	0	175.2	129	46	41	13	2	40	158	1	8.1	--
2014	Hiroshima	11-9	2.60	27	27	1	1	0	187.0	164	61	54	1	2	41	161	4	7.7	--
2015	Hiroshima	15-8	2.09	29	29	5	0	0	206.1	168	49	48	5	6	41	175	3	7.6	--
2016	LOS ANGELES-NL	16-11	3.48	32	32	0	0	0	175.2	150	72	68	20	8	50	207	6	9.2	.229
2017	Rancho Cucamonga	0-1	2.25	1	1	0	0	0	4.0	6	3	1	0	0	2	1	0	2.3	.316
	LOS ANGELES-NL	13-6	4.22	29	25	0	0	1	134.1	121	68	63	22	5	34	140	4	9.4	.238
2018	LOS ANGELES-NL	8-10	3.81	39	20	0	0	2	125.1	115	58	53	13	5	43	153	2	11.0	.240
2019	LOS ANGELES-NL	10-8	4.04	37	26	0	0	3	153.2	114	70	69	22	4	51	169	3	9.9	.202
Japan Totals		97-67	2.39	218	217	28	10	0	1509.2	1263	443	401	97	38	319	1233	18	7.4	---
Minor League Totals		0-1	2.25	1	1	0	0	0	4.0	6	3	1	0	0	2	1	0	2.3	.316
Major League Totals		47-35	3.87	137	103	0	0	6	589.0	500	268	253	77	22	178	641	15	9.8	.227

MAEDA'S CAREER FIELDING RECORD

POSITION	PCT	G	PO	A	E	TC	DP	PB
Pitcher	.937	137	43	75	8	126	11	—

MAEDA'S BATTING RECORD

BATTING	AVG	AB	R	H	2B	3B	HR	BI	SH	SF	HBP	BB	SO	SB	OBP	OPS
Career	.153	176	10	27	4	0	1	14	34	0	0	1	41	0	.158	.351

MAEDA'S DIVISION SERIES RECORD

YEAR	OPPONENT	W-L	ERA	G	GS	CG	SH	SV	IP	H	R	ER	HR	HB	BB	SO	WP	K/9	BAA
2016	Washington	0-1	12.00	1	1	0	0	0	3.0	5	4	4	1	1	2	4	0	12.0	.357
2017	Arizona	1-0	0.00	2	0	0	0	0	2.0	0	0	0	0	0	4	0	18.0	.000	
2018	Atlanta	0-0	0.00	1	0	0	0	0	1.0	2	0	0	0	0	1	0	9.0	.400	
2019	Washington	0-0	0.00	4	0	0	0	0	4.2	1	0	0	0	0	7	0	13.5	.067	
Division Series Totals		1-1	3.38	8	1	0	0	0	10.2	8	4	4	1	1	2	16	0	13.5	.200

MAEDA'S CHAMPIONSHIP SERIES RECORD

YEAR	OPPONENT	W-L	ERA	G	GS	CG	SH	SV	IP	H	R	ER	HR	HB	BB	SO	WP	K/9	BAA
2016	Chicago-NL	0-0	4.70	2	2	0	0	0	7.2	7	4	4	0	1	5	8	1	9.4	.233
2017	Chicago-NL	1-0	0.00	3	0	0	0	0	3.0	0	0	0	0	0	3	0	9.0	.000	
2018	Milwaukee	0-0	6.75	4	0	0	0	0	2.2	3	2	2	0	0	1	3	1	10.1	.273
Championship Series Totals		1-0	4.05	9	2	0	0	0	13.1	10	6	6	0	1	6	14	2	9.5	.200

MAEDA'S WORLD SERIES RECORD

YEAR	OPPONENT	W-L	ERA	G	GS	CG	SH	SV	IP	H	R	ER	HR	HB	BB	SO	WP	K/9	BAA
2017	Houston	0-0	1.59	4	0	0	0	0	5.2	5	1	1	1	0	2	3	0	4.8	.227
2018	Boston	0-0	3.00	3	0	0	0	0	3.0	4	1	1	0	0	2	6	0	18.0	.308
World Series Totals		0-0	2.08	7	0	0	0	0	8.2	9	2	2	1	0	4	9	0	9.3	.257

MAEDA'S PROFESSIONAL INJURED LIST HISTORY

DATES	INJURY	LEVEL
May 16-26, 2019	Left Hamstring Strain	Los Angeles-NL
May 30-June 13, 2018	Right Hip Inflammation	Los Angeles-NL
May 11-25, 2017	Left Thigh Contusion	Los Angeles-NL



65 TREVOR MAY



RIGHT-HANDED PITCHER

H/W: 6-5/240 B/T: R/R
Opening Day Age: 30
Born: 9/23/1989 in Longview, WA
Resides: Kelso, WA

Acquired: Trade with PH. 12/6/12
M.L. Service: 5 years, 12 days
Options Used: 3 of 3
Contract Status: Signed thru 2020

PERSONAL: Trevor J. May...Twitter: @IamTrevorMay...Instagram: @trevmay65...2008 graduate of Kelso (WA) High School where he was a valedictorian...went 11-1 his senior year to help team to the Class 3A state championship game...writes and produces house music, live DJ's under several monikers, wrote a blog in 2017 for MLBtraderumors, and is a regular streamer on Twitch.tv under the name "IamTrevorMay"...Fortnite is his game of choice...participated in Twins Winter Caravan in 2016 and '17...very active on social media, including Instagram and Twitter as well as Youtube at youtube.com/iamtrevormay...grew up a Ken Griffey, Jr. fan and is a Seattle Seahawks fan...in 2019 raised funds through the Big League Impact ALL WIN campaign, impacting Gillette Children's Hospital.

CAREER HIGHLIGHTS: Enters season as second longest tenured Twin (Jorge Polanco - debut 6/26/14), making debut August 9, 2014...started and took the loss in his major league debut at Oakland (2.0 IP, 3 H, 4 ER, 7 BB)...recorded first career strikeout in relief Aug. 12, 2014 at Oakland (Robbie Grossman, looking)...earned first career win Sept. 3, 2014 vs. Chicago-AL (5.0 IP, 6 H, 3 ER, 1 BB, 6 K)...underwent Tommy John surgery in March of 2017...starting pitcher throughout professional career but moved to bullpen for most of 2015 and into 2016...selected to play in SiriusXM Futures Game at Target Field in 2014 but did not pitch (injury)...in 2014, finished third in Twins organization in strikeouts (138), behind Phil Hughes (186) and Alex Meyer (153)...ranked ninth best prospect and best changeup in Twins system by *Baseball America* entering 2015, and eighth-best prospect and best changeup in Twins system by *Baseball America* entering 2014...acquired by Twins from Philadelphia at Winter Meetings in December of 2012 along with pitcher Vance Worley in exchange for outfielder Ben Revere...originally Philadelphia's fourth round pick in 2008 First-Year Player Draft.

POSTSEASON CAREER: Made two appearances in 2019 ALDS vs. New York-AL, pitching 1.0 scoreless inning (0.1 in Game 1, 0.2 in Game 2) with one hit allowed and two strikeouts...was not on 2017 Twins AL Wild Card roster, recovering from Tommy John surgery on right elbow and missing entire season.

2019:

- Made Twins Opening Day roster for second time in career and first time since 2016.
- Did not allow a home run in first 20 appearances March 30-May 15 (16.1 IP) and just one homer allowed in 31 of first 32 appearances March 30-June 22 (26.1 IP).
- Posted scoreless appearances in 18 of 20 outings in a 20-game stretch April 18-June 11, including seven holds.
- Earned fourth career save with 1.0 scoreless inning in a Twins 6-5 victory June 11 vs. Seattle.
- Struck out multiple batters in six-straight appearances June 27-July 14 and in 11 of 14 appearances from June 27-August 14, posting a 14.29 strikeouts-per-9.0 IP in that span...struck out multiple batters 22 times on season.
- Recorded second save of season and fifth of career September 20 vs. Kansas City, striking out all three batters in the ninth inning on 13 pitches.
- Over his last 24 outings (beginning July 27), went 2-0 with one save, eight holds and a 1.33 ERA (27.0 IP, 4 ER)...held opposing batters to a .129/.182/.269 slash line (12-for-93, with six walks and 35 strikeouts).
- Held left-handed hitters to a .185 batting average and right-handed hitters to a .182 average.
- Posted an ERA of 1.41 (32.0 IP, 5 ER) in 30 road games and a 4.45 ERA (32.1 IP, 16 ER) in 35 home games.
- Led the club in holds (17)...allowed just three of 22 inherited runners to score (13.6%), the lowest IR scored percent by a Twins reliever since 2006 (Dennys Reyes - 13.3% and Pat Neshek 10.3%).
- Made two appearances in 2019 ALDS vs. New York-AL, pitching 1.0 scoreless inning (0.1 in Game 1, 0.2 in Game 2) with one hit allowed and two strikeouts.

AL PITCHING LEADERS

OPPONENT BA (MIN 200 OPP ABS) IN 2019	
1. Brandon Workman, BOS.....	.123
2. Emilio Pagan, TB.....	.179
3. Zack Britton, NYY.....	.182
4. Trevor May, MIN.....	.184
Aaron Bummer, CWS.....	.184

2018: Spent the first half of the season on the 60-day IL recovering from Tommy John surgery he had in March of 2017...made one rehab start in Single-A Ft. Myers before being activated from the Injured List and optioned to Triple-A Rochester on June 7...in 13 games (4 starts) with the Red Wings, went 0-4, 4.00 ERA (27.0 IP, 12 ER) with 16 walks and 25 strikeouts...recalled from Triple-A Rochester July 31 and made season debut that same day, allowing one run on two hits in 1.0 inning with a strikeout vs. Cleveland, his first major league appearance in 688 days...11 of first 13 appearances were scoreless, going 3-0, 1.88 ERA (14.1 IP, 3 ER) with three walks and 22 strikeouts in that span...made the start as the Opener September 4 at Houston, allowing four runs on five hits in 1.0 inning pitched and was dealt the loss...hosted "Fortday" at Target Field September 9 pre-game vs. Kansas City; gamers and baseball fans were invited

CAREER HIGHS

IP: 7.0, 2x, last 6/3/15 at BOS
SO: 10, 9/14/14 at CWS
Walks: 7, 8/9/14 at OAK
CG: --
Low-Hit CG: --
Win-Streak: 5, 7/1/16-8/29/18



to watch professional gamers BasicallyDoWork and Jordan Fisher play the online game Fortnite live on the videoboards at Target Field...earned first career save on 29th birthday September 23 at Oakland, pitching 1.1 scoreless innings of relief...finished season with eight of 10 appearances being scoreless (1.80 ERA), including six straight appearances to end season...went 3-for-3 in save opportunities in season's final week...held left-handed hitters to a .195 (8-for-41) average and right-handers to a .241 (13-for-54) average on the season.

2017: Diagnosed with torn ulnar collateral ligament in right elbow March 11...underwent Tommy John surgery March 22 and missed the entire season...officially placed on 60-day Injured List March 22.

2016: Made Twins Opening Day roster for first time in career...posted a 1.89 ERA (19.0 IP, 4 ER) with opponents hitting .181, eight walks and 27 strikeouts, through May 10...ranked second in baseball in strikeouts (40) among relievers through games of June 1, trailing only New York-AL's Dellin Betances (47)...placed on 15-day Injured List June 10 with low back spasms...pitched in four games for Triple-A Rochester on rehab assignment; returned from rehab assignment and reinstated July 5...appeared in 100th career game August 4 at Cleveland...placed back on 15-day Injured List August 10 with low back strain; reinstated September 9 but made just one more appearance before placed back on Injured List September 12, ending his season...held left-handed hitters to a .153 (9-for-59) batting average with Minnesota and right-handed hitters to a .275 (30-for-109) average...posted a strikeouts-per-9.0 innings pitched ratio of 12.66, seventh best in the AL and 10th in baseball (minimum of 40.0 IP).

2015: Played in third career Twins spring training and was optioned to Triple-A Rochester March 28...was slated to be Triple-A Rochester's third starter but was recalled by Minnesota on April 11 when Ricky Nolasco was placed on IL with right elbow inflammation...made start in Home Opener April 13 vs. Kansas City, allowing five runs on eight hits in 5.1 innings pitched with one walk and four strikeouts and was issued the loss...pitched 7.0 shutout innings with two hits allowed, no walks and nine strikeouts, which tied a season-high (previous May 23 at Chicago-AL) June 3 at Boston...moved to the bullpen upon Ervin Santana's reinstatement from the 80-day Restricted List in beginning of July; had gone 4-7, 4.37 ERA (80.1 IP, 39 ER) with 18 walks and 71 strikeouts in 15 starts...held opponents scoreless in 14 consecutive relief appearances (13.0 IP) from July 25-August 28...recorded six holds from August 21 through the end of the season, the most on the Twins in that span...went 4-8, 4.43 ERA (83.1 IP, 41 ER) with 18 walks and 73 strikeouts in 16 starts and 4-1, 2.87 ERA (31.1 IP, 10 ER) with eight walks and 37 strikeouts in 32 relief appearances...led all AL rookies in strikeouts-per-walk (4.23) with a minimum of 100.0 IP and ranked fourth in strikeouts (110), tied for seventh in games (48) and tied for ninth in holds (7).

2014: Optioned to Triple-A Rochester from Twins spring training March 9...selected to pitch in SiriusXM Futures Game at Target Field, replacing St. Louis prospect Marco Gonzalez (recall)...placed on 7-day Injured List June 26 with right calf strain (suffered June 21 at Buffalo); could not play in Futures Game (replaced by teammate Alex Meyer)...reinstated July 13 and made four starts for the Red Wings before being recalled August 9...made major league debut in a start August 9 at Oakland, allowing four runs on three hits and seven walks in 2.0 innings pitched, being dealt the loss...earned first major league win September 3 vs. Chicago-AL, allowing three runs on six hits in 5.0 innings pitched, with one walk and six strikeouts as the Twins won 11-4...set season and career-high with 10 strikeouts (6.0 IP) September 14 at Chicago-AL; eighth different rookie in club history to record double-digit strikeouts; 12th different time, and first since Matt Garza in 2007...combined to go 11-12, 4.44 ERA (144.0 IP, 71 ER) with 61 walks and 138 strikeouts between Rochester and Minnesota...finished third in the organization in strikeouts (138), behind Phil Hughes (186) and Alex Meyer (153)...ranked ninth best prospect and best changeup in Twins system by *Baseball America* entering 2015.

2013: Pitched in first Twins major league spring training and optioned March 11...named Twins minor league Player of the Week for June 21, tossing 7.2 shutout innings with four hits allowed, one walk and nine strikeouts, earning the win June 18 at Erie...named to Eastern League All-Star East team but did not play...led the Eastern League in strikeouts (159), tied for first in starts (27) and ranked fifth in innings pitched (151.2)...led the Rock Cats in wins (9)...played in the Arizona Fall League with Glendale Desert Dogs, going 0-2, 3.21 ERA (14.0 IP, 5 ER) with four walks and 12 strikeouts in nine games (1 start)...named eighth best prospect and best changeup in the Twins system by *Baseball America* entering 2014.

2012: Led the Eastern League in strikeouts (151), was tied for first in starts (28), tied for eighth in wins (10), and 10th in innings (149.2)...struck out seven-plus batters in nine of 28 starts and eight-plus in four starts; averaged 9.1 strikeouts-per-9.0 innings pitched...acquired by Twins via trade with Philadelphia along with pitcher Vance Worley, in exchange for outfielder Ben Revere December 12.

2011: Named Phillies Pitcher of the Week May 30-June 5...named Phillies minor league Pitcher of the Month for June, going 2-2, 1.50 ERA (30.0 IP, 5 ER) with 13 walks and 40 strikeouts in five starts...named to Florida State League All-Star team and earned the win (1.0 IP)...named FSL Pitcher of the Week twice...struck out 208 batters in 151.1 IP (12.37 K/9.0 IP), third-most in all of minor league baseball...led the Florida State League in strikeouts and shutouts (2), tied for second in complete games (3) and starts (27), and ranked third in innings pitched (151.1)...given Paul Owens Award as best pitcher in the Phillies minor league system...named the top prospect in the Phillies minor league system by *Baseball America* entering 2012.

2010: Selected as a Florida State League Midseason All-Star...named Phillies minor league Pitcher of the Week July 26-August 1...named the fifth best prospect in the Phillies minor league system by *Baseball America* entering the 2011 season.

2009: Named Phillies minor league Pitcher of the Week August 31-September 7...averaged 11.06 strikeouts-per-9.0 IP...held opponents to a .211 batting average...went 1-0, 0.00 ERA (11.0 IP) with 11 strikeouts in two Postseason starts.

2008: Began professional career with the GCL Phillies...participated in Florida Instructional League.

PROFESSIONAL: Selected by Philadelphia in fourth round of 2008 First-Year Player Draft; signed by Dave Ryles.

MAY'S CAREER FIELDING RECORD

POSITION	PCT	G	PO	A	E	TC	DP	PB
Pitcher	.813	191	10	16	6	32	0	—

MAY'S BATTING RECORD

BATTING	AVG	AB	R	H	2B	3B	RBI	SH	SF	HBP	BB	SO	SB	OBP	OPS
Career	.000	3	0	0	0	0	0	0	0	0	0	3	0	.000	.000

MAY'S PITCHING RECORD


YEAR	CLUB	W-L	ERA	G	GS	CG	SH	SV	IP	H	R	ER	HR	HB	BB	SO	WP	K/9	BAA
2008	GCL Phillies	1-1	3.75	5	2	0	0	0	12.0	11	7	5	0	1	7	11	1	8.3	.256
2009	Lakewood	4-1	2.56	15	15	0	0	0	77.1	58	24	22	3	2	43	95	6	11.1	.211
2010	Clearwater	5-5	5.01	16	14	0	0	0	70.0	53	41	39	7	5	61	90	9	11.6	.212
	Lakewood	7-3	2.91	11	11	0	0	0	65.0	51	22	21	3	1	20	92	5	12.7	.214
2011	Clearwater	10-8	3.63	27	27	3	2	0	151.1	121	65	61	8	5	67	208	8	12.4	.221
2012	Reading	10-13	4.87	28	28	0	0	0	149.2	139	87	81	22	11	78	151	8	9.1	.249
2013	New Britain	9-9	4.51	27	27	2	2	0	151.2	149	79	76	14	8	67	159	7	9.4	.256
2014	Rochester	8-6	2.84	18	18	1	1	0	98.1	75	33	31	4	0	39	94	2	8.6	.209
	MINNESOTA	3-6	7.88	10	9	0	0	0	45.2	59	41	40	7	2	22	44	3	8.7	.314
2015	MINNESOTA	8-9	4.00	48	16	0	0	0	114.2	127	53	51	11	4	26	110	4	8.6	.279
2016	Rochester	0-1	2.45	4	0	0	0	1	3.2	1	1	1	0	1	6	1	14.7	.083	
	MINNESOTA	2-2	5.27	44	0	0	0	0	42.2	39	26	25	7	2	17	60	10	12.7	.232
2017	MINNESOTA	DID NOT PLAY - INJURED																	
2018	Ft. Myers	0-0	0.00	1	1	0	0	0	3.0	1	0	0	0	0	3	5	0	15.0	.100
	Rochester	0-4	4.00	13	4	0	0	2	27.0	24	14	12	2	1	16	25	1	8.3	.238
	MINNESOTA	4-1	3.20	24	1	0	0	3	25.1	21	9	9	4	1	5	36	1	12.8	.221
2019	MINNESOTA	5-3	2.94	65	0	0	0	2	64.1	43	24	21	8	3	26	79	3	11.1	.184
Minor League Totals		54-51	3.88	165	147	6	5	3	809.0	683	373	349	63	35	402	936	48	10.4	.230
Major League Totals		22-21	4.49	191	26	0	0	5	292.2	289	153	146	37	12	96	329	21	10.1	.254

MAY'S DIVISION SERIES RECORD

YEAR	OPPONENT	W-L	ERA	G	GS	CG	SH	SV	IP	H	R	ER	HR	HB	BB	SO	WP	K/9	BAA
2019	New York-AL	0-0	0.00	2	0	0	0	0	1.0	1	0	0	0	0	0	2	0	18.0	.250

MAY'S PROFESSIONAL INJURED LIST HISTORY

DATES	INJURY	LEVEL
June 14-July 4, 2018	Right Shoulder Inflammation	Triple-A Rochester
March 22, 2017-June 7, 2018	Right UCL - Tommy John Surgery	Minnesota
September 12-end of 2016 season	Low Back Strain	Minnesota
August 7-September 9, 2016	Back Spasms	Minnesota
June 10-July 5, 2016	Back Spasms	Minnesota
June 26-July 13, 2014	Right Calf Strain	Triple-A Rochester





12 JAKE ODORIZZI



RIGHT-HANDED PITCHER

H/W: 6-2/190 B/T: R/R
Opening Day Age: 29
Born: 3/27/1990 in Highland, IL
Resides: Tampa, FL

Acquired: Trade with TB, 2/17/18
M.L. Service: 6 years, 42 days
Options Used: 1 of 3
Contract Status: Signed thru 2020

PERSONAL: Jacob Odorizzi (pronounced oh-duh-RIZZ-ee)...Twitter: @JakeOdorizzi...graduated from Highland (IL) High School in 2008...went 14-0 during his senior year, allowing just 1 ER in 89.2 IP...recorded 146 strikeouts and walked six while leading the Bulldogs to the Class 3A state title...named Illinois Gatorade Player of the Year in 2008...named a Louisville Slugger Preseason All-American, a Rawlings/Perfect Game All-American and a member of *USA Today's* All-USA team...also played basketball and football as a wide receiver and safety...bypassed an opportunity to pitch at the University of Louisville to sign with the Brewers in 2008...he and wife, Carissa, were high school sweethearts who married in 2012...sons, Rhett and Maddex...in 2011, Jake had seats in rightfield to witness the Cardinals win Game 7 of the 2011 World Series over the Rangers...grew up a Cardinals fan in Highland, Illinois, about 30 miles east of St. Louis...Odorizzi donated \$50 per personal strikeout and \$50 per Twins win in 2019 to the Animal Humane Society (\$13,950 total)...every year, Animal Humane Society cares for more than 23,000 animals in need and aids thousands more through programs that help people nurture and protect their pets.

CAREER HIGHLIGHTS: Twins are his fourth organization; pitched in the Tampa Bay (2013-17), Kansas City (2012) and Milwaukee (2008-11) systems...named to 2019 American League All-Star team (did not pitch - IL), first of career...tied career-high with 11 strikeouts (6.0 IP) on March 30, 2019 vs. Cleveland in Twins second game of the season...teammate José Berrios struck out 10 on Opening Day March 28 vs. CLE, becoming the second pair of pitchers in baseball history (since 1893 when the mound was placed at its current distance to home plate) to start a team's season with consecutive double-digit strikeout totals; the only others to do it were Randy Johnson and Curt Schilling for Arizona in 2001...won career-high 10 straight decisions April 17-June 15, 2019 in 11 starts (Twins 11-0)...recorded first career hit on May 24, 2016 at Miami, an RBI-single off Tom Koehler to give himself a 1-0 lead...led all major league rookies with 174 strikeouts in 2014...led major league rookies in starts (31) and losses (13) and finished 2nd in innings (168) in 2014; named the Rays Outstanding Rookie...notched first major league win April 4, 2014 vs. Texas...first career save came on September 24, 2013 at New York-AL...made major league debut on September 23, 2012 vs. Cleveland (with Kansas City)...awarded 2012 Pitcher of the Year for Triple-A Omaha (Kansas City)...started for the U.S. team in the All-Star Futures Game at Kauffman Stadium in July 2012...named 2011 Pitcher of the Year for Single-A Wilmington (Milwaukee)...was Brewers 2010 Minor League Pitcher of the Year...named to the 2010 Midwest League Midseason All-Star Team for Single-A Wisconsin.

POSTSEASON CAREER: Made first career Postseason appearance, starting Game 3 of 2019 ALDS vs. New York-AL at Target Field October 7...allowed two runs on five hits in 5.0 innings pitched with no walks and five strikeouts and was dealt the loss in a Twins 5-1 defeat.

2019:

- Was Twins number two starter to open season, making first start March 30 vs. Cleveland...tied career-high with 11 strikeouts (6.0 IP)...teammate José Berrios struck out 10 on Opening Day March 28 vs. Cleveland, becoming the second pair of pitchers in baseball history (since 1893 when the mound was placed at its current distance to home plate) to start a team's season with consecutive double-digit strikeout totals; the only others to do it were Randy Johnson and Curt Schilling for Arizona in 2001.
- Named AL Player of the Week May 5, going 2-0, 0.00 ERA (13.0 IP), six hits allowed, five walks and 15 strikeouts in two starts, first career Player of the Week honor.
- Went 4-0, 0.94 ERA (28.2 IP, 3 ER) with nine walks and 31 strikeouts in five May starts...led AL in May ERA.
- Set career-high winning 10 straight decisions April 17-June 15 in 11 starts (Twins 11-0)...posted a 1.52 ERA (65.0 IP, 11 ER) with a .209 opponent batting average in that span...the win-streak was the fourth longest for a starter in club history (Johan Santana, 17 from 2004-05; Brad Radke, 12 in 1997 and Scott Erickson, 12 in 1991).
- Went unscored upon in six of seven starts from April 29-June 2...during span, posted scoreless inning streaks of 22.1 innings April 29-May 15 (fifth longest for a starter in club history) and a 16.1-inning streak May 20-June 2.
- Entered July with a 10-3 record and 2.73 ERA in 16 starts...since playing their first season in Minnesota in 1961, only three other Twins pitchers have had 10+ wins and a sub-3.00 ERA entering July: Scott Erickson in 1991, Frank Viola in 1988 and Bert Blyleven in 1973.
- Placed on 10-day Injured List with a right middle finger blister July 3; reinstated July 13.
- Named to American League All-Star team (did not pitch - IL), first of career...at the All-Star break, ranked tied for third in AL in wins (10), tied for sixth in opponent batting average (.214) and sixth in ERA (3.15)...was replaced on the AL roster with teammate José Berrios.
- Recorded 900th career strikeout July 2 at Oakland, fanning Matt Chapman in the third inning.
- Earned 12th win July 30 at Miami, allowing one run on four hits in 5.2 innings pitched, setting a new single-season career-high for wins.
- Surpassed 1,000.0 career innings pitched in the fifth inning on August 21 at Chicago-AL.

CAREER HIGHS

IP: 8.0, 2x, last 7/22/16 at OAK
SO: 11, 2x, last 3/30/19 vs. CLE
Walks: 5, 5x, last 9/26/18 vs. DET
CG: - -
Low-Hit CG: - -
Win-Streak: 10, 4/17-6/15/19



- Struck out 10 batters September 7 vs. Cleveland (5.1 IP), marking the second time on season and sixth time in career with double-digit strikeout totals.
- In his final 10 starts of the season (beginning July 30), went 4-2, 2.89 ERA (56.0 IP, 18 ER) with 17 walks and 70 strikeouts.
- Finished the season 15-7, 3.51 ERA (159.0 IP, 62 ER) with 53 walks and 178 strikeouts in 30 starts, his fourth career 30-start season and sixth-straight with at least 28 starts...set career highs for wins, strikeouts, FIP (3.39), opponent slugging percentage (.371) and OPS (.671), strikeouts-per-9.0 innings (10.08), SO/BB ratio (3.36) and run-support average (5.72).
- Also set a career-best with a home runs allowed-per-9.0 innings ratio of just 0.91.
- Held right-handed batters to a .194 average (59-for-304), with 27 walks, 87 strikeouts and a .585 OPS.
- Ranked tied for eighth in AL in wins (15)...among all AL pitchers with a minimum of 150.0 innings pitched, he finished sixth in ERA (3.51), eighth in opponent batting average (.234), 10th in strikeouts-per-9.0 innings pitched (10.08) and 11th in strikeouts-per-walk (3.36).
- Made first career Postseason appearance, starting Game 3 of ALDS vs. New York-AL at Target Field October 7...allowed two runs on five hits in 5.0 innings pitched with no walks and five strikeouts and was dealt the loss in a Twins 5-1 defeat.
- Twins extended Qualifying Offer for 2020 season on November 4; accepted on November 14, signing one-year contract.

AL PITCHING LEADERS

GAMES STARTED SINCE 2014

1. Rick Porcello.....	190
2. Justin Verlander.....	187
3. Jake Odorizzi.....	182
4. Kyle Gibson.....	178
5. Chris Sale.....	173

2018: Was Twins Opening Day starter March 29 at Baltimore, pitching 6.0 shutout innings with two hits allowed, two walks and seven strikeouts in a no-decision, first Opening Day start of career...began the season going 3-2, 3.17 ERA (54.0 IP, 19 ER) in first 10 starts March 29-May 20...set a season high with 10 strikeouts May 20 vs. Milwaukee, fourth double-digit strikeout total of career...went 26 consecutive starts to begin the season without recording an out in the seventh inning, setting a major league record; snapped the streak August 24 vs. Oakland, pitching 7.0 innings...carried a no-hitter into the eighth inning September 12 vs. New York-AL, until having it broken up by Greg Bird (double); tied a career-high in pitches thrown with 120...recorded 800th career strikeout September 18 at Detroit, fanning Jim Adduci in the fourth inning...made 30 starts for the third time in career...threw 18.7 pitches-per-inning, the most in baseball...finished with a strikeout-per-9.0 innings pitched ratio of 8.87, the second highest of career (9.32 - 2014)...finished with 32 starts; along with Kyle Gibson (32) and José Berríos (32), they became the first trio of Twins with 30-plus starts in the same season since 2007 (Johan Santana - 33, Carlos Silva - 33, and Boof Bonser - 30)...ranked tied for first on Twins staff in starts (32), and third in innings pitched (164.1) and strikeouts (162).

2017: Was Tampa Bay's number two starter to begin the season...was removed after one pitch in the 2nd inning April 15 and was placed on the 10-day IL after the game (left hamstring)...missed 14 games (April 16-30) with a left hamstring strain and 13 games (July 25-Aug 8) with a lower back strain...carried a no-hitter for 6.1 innings September 5 vs. Minnesota, broken up by Joe Mauer's single that bounced off second base...went 3-1, 1.03 ERA (26.1 IP, 3 ER) in five September starts, third lowest ERA in the AL...started 28 games for the Rays despite two stints on the Injured List, was his fourth straight year of at least 28 starts...allowed a career-high 30 HR, the sixth time in Rays history a pitcher allowed 30 HR-or-more...allowed 80 runs, including 54 scoring via home run (67.5 pct)...his 18.3 pitches-per-inning ranked fifth-highest in baseball and his 32.3 groundball pct. was the second-lowest behind Toronto's Marco Estrada (30.7)...allowed 14 unearned runs, third-most in the AL behind Rick Porcello (20) and Sonny Gray (15)...acquired by Minnesota via trade with Tampa Bay on February 17, 2018 in exchange for minor league infielder Jermaine Palacios.

2016: Established career-highs with 33 starts and 187.2 IP...after the All-Star break, went 7-1 with a 2.71 ERA (83.0 IP, 25 ER) in 14 starts; only two other pitchers in the majors (min. 50 IP) could match his combination of winning pct. (.875) and ERA in the second half: CLE Corey Kluber (9-1, 2.52) and CHC Jon Lester (10-1, 1.76)...ranked sixth in the AL in ERA and third in winning pct. after the break...recorded 17 no decisions, three more than any other starter...allowed two earned runs or fewer in 13 of his no decisions, a mark reached by only one other pitcher since 1913: LAD Clayton Kershaw (14) in 2009...averaged 17.6 pitches-per-inning, most in the AL and second in the majors to ARI Robbie Ray (18.0)...on May 24 at Miami, recorded his first career hit, an RBI single off Tom Koehler to give himself a 1-0 lead...on May 29 vs. New York-AL, retired his first 16 batters-faced, tied for the third longest perfect game bid in club history...on June 14 vs. Seattle, was ejected by home plate umpire Jerry Meals for the first time of his career following a sixth-inning walk of Leonys Martin...ranked among AL leaders in wins (tied for 3rd) and ERA (2.48, 7th).

2015: His 28 starts were second on the Rays staff behind Chris Archer (34)...his 3.35 ERA ranked eighth in the AL and .231 opp avg, tied for ninth...his ERA was below 3.50 all season, one of only five AL pitchers to do that, joining DET/TOR David Price, HOU Dallas Keuchel, OAK/HOU Scott Kazmir and OAK Sonny Gray...left in the fifth inning of his start on June 5 at Seattle with a strained oblique and spent five weeks on the Injured List...finished with a .500 mark overall (9-9), vs. the AL (8-8), NL (1-1), AL East (5-5), AL West (1-1), NL East (1-1), pre-All-Star break (5-5).

2014: Named the club's Outstanding Rookie by the Tampa Bay Chapter of the BBWAA...led all major league rookies with 174 strikeouts, one shy of the club rookie record (175 by Matt Moore in 2012)...became the second Ray to lead major league rookies in strikeouts, joining Scott Kazmir (174) in 2005...led major league rookies in starts (31) and losses (13) and finished 2nd in innings (168)...earned his first major league win in his season debut on April 4 vs. Texas.

2013: Split first season in the Tampa Bay organization between Triple-A Durham and the majors...had five stints with the Rays...recalled for the first time on May 20 to make his Rays debut in Toronto...went 3.0 IP for his first career save on September 24 at New York-AL...finished third in the International League and second in the Rays system with 124 strikeouts.

2012: Selected to the Royals roster September 16...suffered the loss in his major league debut on September 23 vs. Cleveland...named Pitcher of the Year for Triple-A Omaha despite opening the season with Double-A Northwest Arkansas...combined for 15 wins, tied for third in the minors...started for the U.S. team in the Futures Game at Kauffman Stadium in July...ranked by MLB.com as the No. 2 prospect in the Royals system behind Wil Myers...acquired by the Tampa Bay Rays along with INF Patrick Leonard, LH Mike Montgomery and OF Wil Myers from Kansas City in exchange for RH Wade Davis, RH James Shields and a player to be named (INF Elliot Johnson), December 9, 2012.

2011: Began season with Single-A Wilmington (Kansas City)...promoted to Northwest Arkansas, where he made 12 starts to finish the season...named Pitcher of the Year for Wilmington and made the Carolina League Midseason All-Star Team...led the Carolina League with 103 strikeouts at the time of his promotion.

2010: Named the Brewers 2010 Minor League Pitcher of the Year...named to the Midwest League Midseason All-Star Team...led the MWL with 10.07 SO/9 IP...acquired by Kansas City on December 19 as part of a six-player trade, sending 2009 AL Cy Young winner Zack Greinke to the Brewers.

AL PITCHING LEADERS

OPPONENT BATTING AVERAGE SINCE 2014

1. Chris Sale.....	.214
2. Justin Verlander.....	.217
3. Corey Kluber.....	.223
4. Marco Estrada.....	.234
5. Jake Odorizzi.....	.236

2009: Spent second professional season with Rookie-Helena (Milwaukee).

2008: Made professional debut with AZL Brewers.

PROFESSIONAL: Originally selected by Milwaukee in first round (32nd overall) of 2008 First-Year Player Draft; signed by scout Harvey Kuenn Jr.

ODORIZZI'S PLAYING RECORD

YEAR	CLUB	W-L	ERA	G	GS	CG	SHO	SV	IP	H	R	ER	HR	HB	BB	SO	WP	K/9	BAA
2008	AZL Brewers	1-2	3.48	11	4	0	0	0	20.2	18	10	8	2	1	9	19	0	8.3	.220
2009	Helena	1-4	4.40	12	10	0	0	0	47.0	55	27	23	3	2	9	43	5	8.2	.296
2010	Wisconsin	7-3	3.43	23	20	0	0	1	120.2	99	52	46	7	9	40	135	5	10.1	.220
2011	Wilmington	5-4	2.87	15	15	0	0	0	78.1	68	30	25	4	2	22	103	6	11.8	.235
	Northwest Arkansas	5-3	4.72	12	12	0	0	0	68.2	66	38	36	13	1	22	54	1	7.1	.254
2012	Northwest Arkansas	4-2	3.32	7	7	0	0	0	38.0	27	15	14	2	0	10	47	4	11.1	.191
	Omaha	11-3	2.93	19	18	0	0	0	107.1	105	41	35	12	2	40	88	3	7.4	.254
	KANSAS CITY	0-1	4.91	2	2	0	0	0	7.1	8	4	4	1	0	4	4	0	4.9	.267
2013	Durham	9-6	3.33	22	22	0	0	0	124.1	101	49	46	12	1	40	124	5	9.0	.225
	TAMPA BAY	0-1	3.94	7	4	0	0	1	29.2	28	13	3	2	8	22	1	6.7	.252	
2014	TAMPA BAY	11-13	4.13	31	31	0	0	0	168.0	156	79	77	20	5	59	174	3	9.3	.242
2015	Charlotte	0-0	0.93	2	2	0	0	0	9.2	4	1	1	0	0	2	8	1	7.4	.118
	TAMPA BAY	9-9	3.35	28	28	0	0	0	169.1	149	65	63	18	3	46	150	5	8.0	.231
2016	TAMPA BAY	10-6	3.69	33	33	0	0	0	187.2	170	80	77	29	4	54	166	3	8.0	.241
2017	Charlotte	0-1	6.00	1	1	0	0	0	3.0	3	2	2	0	0	0	6	0	18.0	.250
	TAMPA BAY	10-8	4.14	28	28	0	0	0	143.1	117	80	66	30	2	61	127	1	8.0	.220
2018	MINNESOTA	7-10	4.49	32	32	0	0	0	164.1	151	89	82	20	8	70	162	1	8.9	.242
2019	MINNESOTA	15-7	3.51	30	30	0	0	0	159.0	139	65	62	16	4	53	178	4	10.1	.234
	Minor League Totals	43-28	3.44	124	111	0	0	1	617.2	546	265	236	55	18	194	627	30	9.1	.236
	Major League Totals	62-55	3.88	191	188	0	0	1	1028.2	918	475	444	137	28	355	983	18	8.6	.236

ODORIZZI'S DIVISION SERIES RECORD

YEAR	OPPONENT	W-L	ERA	G	GS	CG	SHO	SV	IP	H	R	ER	HR	HB	BB	SO	WP	K/9	BAA
2019	New York-AL	0-1	3.60	1	0	0	0	0	5.0	5	2	2	1	0	0	5	1	9.0	.263

ODORIZZI'S CAREER FIELDING RECORD

POSITION	PCT	G	PO	A	E	TC	DP	PB
Pitcher	.952	191	50	70	6	126	5	—

ODORIZZI'S BATTING RECORD

BATTING	AVG	AB	R	H	2B	3B	HR	RBI	SH	SF	HBP	BB	SO	SB	OBP	OPS
Career	.087	23	0	2	0	0	0	3	5	0	0	1	8	0	.125	.212

ODORIZZI'S PROFESSIONAL INJURED LIST HISTORY

DATES	INJURY	LEVEL
July 3-13, 2019	Right Middle Finger Blister	Minnesota
July 25-August 9, 2017	Back Strain	Tampa Bay
April 16-May 1, 2017	Left Hamstring Strain	Tampa Bay
June 6-July 11, 2015	Left Oblique Strain	Tampa Bay





35 MICHAEL PINEDA



RIGHT-HANDED PITCHER

H/W: 6-7/280 B/T: R/R
Opening Day Age: 31
Born: 1/18/1989 in Yaguatae, DR
Resides: Yaguatae, DR

Acquired: Signed as free agent: 12/10/19
M.L. Service: 8 years, 90 days
Options Used: 1 of 3
Contract Status: Signed thru 2021

PERSONAL: Michael Francisco Pineda (pronounced pin-EH-duh)...Instagram: @the_big_mike35...daughter Emilia...played shortstop before being converted to a pitcher by Seattle...learned to play baseball on a field next to a closed sugar plant; the outfield wall was marked by spare tires and there would frequently be cows grazing in left field...owns a farm in his native Dominican Republic, where he raises chickens in addition to growing a number of crops...enjoys spending time on his ranch and being with family...earned the nickname "Big Mike" from former teammate Derek Jeter during his time with the Yankees.

CAREER HIGHLIGHTS: Twins are third organization: Seattle (2006-11) and New York-AL (2012-17)...underwent Tommy John surgery in July of 2017...named AL Player of the Week for the week of May 4-10, 2015...named 2011 All-Star with Seattle...AL Rookie of the Month in April of 2011...finished 2011 fifth in AL Rookie of the Year voting...was Seattle's 2010 minor league Pitcher of the Year and a finalist for the USA Today Minor League Player of the Year...named 2008 Mariners minor league Pitcher of the Year.

2019:

- Opened season as Twins third starter, making first start March 31 vs. Cleveland, pitching 4.0 shutout innings on 40 pitches...staff committed him to low pitch count coming off Tommy John surgery in 2018...marked his first major league start and appearance since July 5, 2017 with New York-AL, a span of 633 days.
- Began the season 2-2, 6.21 ERA (29.0 IP, 20 ER) in first six starts March 31-April 30, but went 2-1, 3.86 ERA (46.2 IP, 20 ER) and an opponent average of .227 in next eight starts from May 5-June 18.
- Tied career-high with five walks allowed July 21 vs. Oakland (5.1 IP).
- Went 2-1, 2.59 ERA (24.1 IP, 7 ER) with an opponent batting average of .233 in four July starts.
- Recorded 800th career strikeout August 20 vs. Chicago-AL, fanning Wellington Castillo in the seventh inning.
- Earned 10th win August 27 at Chicago-AL, allowing one run on four hits in 5.0 innings pitched, marking the second time in career with double-digit win totals (12 in 2015)...also marked his 50th career win.
- Set season-high with 10 strikeouts September 6 vs. Cleveland (6.0 IP), eighth time in career with double-digit strikeout totals, first time since 2015 (10 vs. TB).
- Set career-high win-streak July 26-September 1, going 5-0, 3.25 ERA (36.0 IP, 13 ER) with five walks and 35 strikeouts in that span.
- Went 7-1, 2.76 ERA (65.1 IP, 20 ER) with 14 walks, 73 strikeouts and a .232 opponent batting average in final 11 starts June 19-September 6.
- Suspended 80 games September 7 for violation of Major League Baseball's Joint Drug Prevention and Treatment Program...had suspension reduced to 60 games after appeal.
- Signed to two-year contract December 10.

2018: Spent entire season on Injured List, recovering from Tommy John surgery on right elbow...began rehab assignment in August, appearing in games for GCL Twins, Single-A Ft. Myers and Triple-A Rochester...was shut down due to right knee discomfort suffered while throwing a bullpen in late August.

2017: Made fifth career Opening Day roster (4 with New York-AL: 2014-17 and 1 with Seattle: 2011)...started in Yankees Home Opener April 10 vs. Tampa Bay, retiring the game's first 20 batters before his perfect game was spoiled by Evan Longoria's two-out double in the seventh...was the first major league pitcher to take a perfect game into the seventh inning of his team's home opener since Houston's J.R. Richard (perfect through 6.1 IP) April 10, 1980 vs. Los Angeles-NL (*Elijias*)...recorded 17 strikeouts and no walks in his first two starts, the most strikeouts without a walk through a pitcher's first two starts of a season in Yankees history, and tied for the most in AL history (Toronto's J.A. Happ in 2017, Boston's Roger Clemens in 1991)...recorded second career hit May 5 at Chicago-NL, singling off Kyle Hendricks...placed on 10-day Injured List July 14 with a right UCL injury...transferred to 60-day Injured List July 16, missing the remainder of the season...had his right UCL injury examined by Reds Medical Director Dr. Timothy Kremchek July 17, who agreed with the original recommendation of Tommy John surgery from Yankees Head Team Physician Dr. Christopher Ahmad...underwent Tommy John surgery July 18 in Cincinnati, performed by Dr. Kremchek.

2016: Spent third season with New York-AL...issued a four-pitch walk to Josh Reddick April 19 vs. Oakland, his first four-pitch walk as a Yankee (had faced 1,009 batters as Yankee prior to allowing one); first four-pitch walk since September 21, 2011 at Minnesota (with Seattle)...recorded 500th career strikeout July 6 at Chicago-AL, fanning Tim Anderson...made 100th career start September 30 vs. Baltimore...finished season with single-season career-highs in innings pitched (175.2), starts (32) and strikeouts (207)...ranked sixth in AL in strikeouts; 14th highest strikeout total in Yankees history...had fifth-lowest innings total (175.2 IP) by a 200-strikeout pitcher in AL history...finished ninth in the AL with a 3.91 strikeout-to-walk ratio...led the AL and set a Yankees record with a 10.61 strikeout-per-9.0 IP ratio, fifth best mark in baseball...ranked third among

CAREER HIGHS

IP: 8.0, 3x, last 6/28/15 at HOU
SO: 16, 5/10/15 vs. BAL
Walks: 5, 3x, last 7/21/19 vs. OAK
CG: 1, 6/28/15 at HOU
Low-Hit CG: 7, 6/28/15 at HOU
Win-Streak: 7, 9/22/14-5/10/15



AL starters with a 27.4% strikeout rate (207 strikeouts/756 batters faced), trailing only Justin Verlander (28.1%) and Chris Archer (27.4%)... was the second-highest strikeout rate in Yankees history (David Cone - 27.6% in 1997)...induced a swinging strike on an AL-best 14.1% of his pitches, fourth-highest in baseball...batters swung at 35.4% of his pitches outside the zone, third-highest in baseball (2nd highest in the AL to Masahiro Tanaka, 36.5%)...his 4.05 run support average ranked fifth lowest in the AL.

2015: Spent second season with New York-AL...snapped a streak of 585 batters (146.1 IP) without a hit-by-pitch when he hit Brandon Guyer April 29 vs. Tampa Bay...placed on 15-day Injured List with a right flexor forearm muscle strain July 30-August 26...named AL Pitcher of the Week May 4-10, after going 2-0, 0.60 ERA (15.0 IP, 1 ER) in two starts, including a career-high 16 strikeouts May 10 vs. Baltimore; his first career weekly honor; set a modern AL record and tied the major league record for the most strikeouts in a start of 7.0 IP-or-fewer...finished with a 7.43 strikeout-to-walk ratio (156 K, 21 BB), the highest ever by a Yankee (min. 150 IP); ranked second in baseball (Max Scherzer, 8.12) and sixth highest single-season mark in AL history (min. 150.0 IP)...finished seventh in the AL (min. 150.0 IP) with an 8.74 strikeout-per-9.0 IP ratio...led Yankees in strikeouts (156) and tied for second in wins (12)...led AL with 12 starts with no walks (4th in baseball)...did not issue a four-pitch walk to any of the 668 batters he faced, going to a three-ball count on just 87 of them (13.2%).

2014: Earned first victory as a Yankee April 10 win vs. Boston, his first win since July 30, 2011 vs. Tampa Bay (with Seattle)...ejected in the second inning April 23 at Boston by homeplate Umpire Gerry Davis for having a foreign substance on his neck...suspended for 10 games April 24; reinstated May 6...placed on 15-day Injured List with a right shoulder muscle injury May 6...transferred to 60-day Injured List June 3; reinstated August 13 after missing 87 games...recorded an 8.43 strikeout-to-walk ratio (7 BB, 59 K), the highest-ever mark for a Yankees pitcher (min. 75.0 IP).

2013: Began season with New York-AL on 60-day Injured List recovering from right shoulder surgery...combined to go 2-0, 2.82 ERA (22.1 IP, 7 ER) in five rehab starts with Single-A Tampa, Double-A Trenton and Triple-A Scranton/Wilkes-Barre...returned from rehab, reinstated from the 60-day Injured List July 7.

2012: Acquired by New York-AL via trade January 23 along with right-handed pitcher Vicente Campos, in exchange for catcher Jesus Montero and right-handed pitcher Hector Noesi...missed entire season on Injured List...underwent season-ending surgery May 1 to repair an anterior labral tear in right shoulder; procedure performed by Dr. David Altchek...transferred to 60-day Injured List May 4.

2011: Opened season in Seattle's starting rotation and—at 22 years, 72 days (as of March 31)—was the third-youngest AL player on a 2011 Opening Day roster, behind Kansas City's Tim Lincecum (21 years, 222 days) and Chicago-AL's Chris Sale (22 years, 1 day)...made major league debut April 5 at Texas, allowing three earned runs in 6.0 innings pitched with five hits allowed, one walk and four strikeouts and was dealt the loss...struck out first batter faced (Ian Kinsler) on three pitches...earned first major league win April 12 vs. Toronto, allowing two runs (1 ER) in 7.1 innings pitched...named April AL Rookie of the Month, going 4-1, 2.01 ERA (31.1 IP, 7 ER) in five starts...recorded first major league hit June 23 at Washington, singling off Jason Marquis...named to AL All-Star Team (replacing Justin Verlander), after going 8-6, 3.03 ERA (113.0 IP, 38 ER) in 18 starts in the first half...finished fifth in AL Rookie of the Year Award voting after leading all rookies in baseball in strikeouts (173)...ranked second among MLB rookies in innings pitched (171.0), opponent batting average (.211) and quality starts (19), tied for second in starts (28) and ranked fourth in wins (9).

2010: Named Seattle's minor league Pitcher of the Year and was a finalist for the *USA Today* Minor League Player of the Year after combining to go 11-4, 3.36 ERA (139.1 IP, 52 ER) in 25 starts between Double-A West Tennessee and Triple-A Tacoma...named to *Baseball America's* Double-A All-Star Team...named Pacific Coast League Pitcher of the Week July 4...ranked Seattle's number two prospect, best fastball and best slider in organization by *Baseball America*...named third best prospect in both the Southern League and Pacific Coast League; also as having the best fastball and best pitching prospect in Southern League...added to the Mariners 40-man roster on November 19.

2009: Missed a majority of the season, enduring two stints on the minor league Injured List (April 27-May 12 and May 17-August 17) with a right elbow strain.

2008: Spent entire season with Single-A Wisconsin (Seattle)...named Mariners minor league Pitcher of the Year and Wisconsin's Pitcher of the Year...co-winner of the Midwest League Pitcher of the Week August 25-September 1.

2007: Went 6-1, 2.29 ERA (59.0 IP, 15 ER) in 15 games (12 starts) with the DSL Mariners and was named the club's Pitcher of the Year.

2006: Made professional debut with the DSL Mariners, going 2-1, 0.44 ERA (20.1 IP, 1 ER) in eight appearances (3 starts)...led the team in ERA.

PROFESSIONAL: Signed by Mariners as 16-year-old undrafted free agent December 12, 2005...signed by Patrick Guerrero.

PINEDA'S CAREER FIELDING RECORD

POSITION	PCT	G	PO	A	E	TC	DP	PB
Pitcher	.947	143	39	87	7	133	4	—

PINEDA'S BATTING RECORD

BATTING	AVG	AB	R	H	2B	3B	HR	RBI	SH	SF	HBP	BB	SO	SB	OBP	OPS
Career	.133	15	0	2	0	0	0	0	1	0	0	0	7	0	.133	.267

PINEDA'S ALL-STAR GAME RECORD


YEAR	HOST	W-L	ERA	G	GS	CG	SH	SV	IP	H	R	ER	HR	HB	BB	SO	WP	K/9	BAA
2011	Arizona	0-0	0.00	1	0	0	0	0	1.0	0	0	0	0	0	0	2	0	18.0	.000

PINEDA'S PITCHING RECORD

YEAR	CLUB	W-L	ERA	G	GS	CG	SH	SV	IP	H	R	ER	HR	HB	BB	SO	WP	K/9	BAA
2006	DSL Mariners	2-1	0.44	8	3	0	0	0	20.1	14	4	1	0	0	7	14	2	6.2	.189
2007	DSL Mariners	6-1	2.29	15	12	0	0	0	59.0	70	25	15	2	2	11	48	2	7.3	.286
2008	Wisconsin	8-6	1.95	26	21	1	1	0	138.1	109	38	30	7	5	35	128	6	8.3	.216
2009	AZL Mariners	0-0	0.00	2	2	0	0	0	3.0	2	0	0	0	0	0	4	0	12.0	.200
	High Desert	4-2	2.84	10	8	0	0	0	44.1	29	16	14	3	6	6	48	2	9.7	.190
2010	West Tenn	8-1	2.22	13	13	0	0	0	77.0	67	23	19	1	4	17	78	2	9.1	.228
	Tacoma	3-3	4.76	12	12	0	0	0	62.1	54	33	33	9	3	17	76	0	11.0	.227
2011	SEATTLE	9-10	3.74	28	28	0	0	0	171.0	133	76	71	18	5	55	173	9	9.1	.211
2012	NEW YORK-AL	DID NOT PLAY - INJURED																	
2013	Tampa	0-0	1.08	2	2	0	0	0	8.1	7	3	1	0	0	2	7	0	7.6	.206
	Trenton	1-0	4.00	2	2	0	0	0	9.0	6	4	4	2	1	6	8	0	8.0	.182
	Scranton/WB	1-1	3.86	6	6	0	0	0	23.1	18	10	10	2	2	6	26	1	10.0	.205
2014	Scranton/WB	0-1	1.17	2	2	0	0	0	7.2	9	1	1	0	0	1	11	0	12.9	.281
	NEW YORK-AL	5-5	1.89	13	13	0	0	0	76.1	56	18	16	5	0	7	59	3	7.0	.200
2015	Trenton	0-1	6.00	1	1	0	0	0	3.0	4	2	2	0	0	0	0	0	0.0	.333
	Scranton/WB	0-0	1.93	1	1	0	0	0	4.2	3	1	1	0	1	0	3	0	5.8	.176
	NEW YORK-AL	12-10	4.37	27	27	1	0	0	160.2	176	83	78	21	3	21	156	4	8.7	.278
2016	NEW YORK-AL	6-12	4.82	32	32	0	0	0	175.2	184	98	94	27	6	53	207	7	10.6	.266
2017	NEW YORK-AL	8-4	4.39	17	17	0	0	0	96.1	103	55	47	20	2	21	92	5	8.6	.269
2018	GCL Twins	0-0	0.00	1	1	0	0	0	2.0	1	0	0	0	0	1	3	0	13.5	.143
	Ft. Myers	0-0	1.50	2	2	0	0	0	6.0	7	1	1	0	0	0	4	1	6.0	.304
	Rochester	1-0	2.25	1	0	0	0	0	4.0	2	1	1	1	0	2	2	0	4.5	.167
	MINNESOTA	DID NOT PLAY - INJURED																	
2019	MINNESOTA	11-5	4.01	26	26	0	0	0	146.0	141	68	65	23	5	28	140	8	8.63	.253
	Minor League Totals	34-17	2.53	104	88	1	1	0	472.1	402	162	133	27	24	111	460	16	8.8	.226
	Major League Totals	51-46	4.04	143	143	1	0	0	826.0	793	398	371	114	21	185	827	36	9.0	.250

PINEDA'S PROFESSIONAL INJURED LIST HISTORY

DATES	INJURY	LEVEL
August 2-12, 2019	Right Triceps Strain	Minnesota
May 28-June 7, 2019	Right Knee Tendinitis	Minnesota
July 11, 2017-end of 2018 season	Right UCL - Tommy John Surgery	New York-AL/Minnesota
July 29-August 26, 2015	Right Forearm Injury	New York-AL
May 6-August 13, 2014	Right Shoulder Injury	New York-AL
August 6-end of 2013 season	Right Shoulder Inflammation	New York-AL
March 31, 2012-July 7, 2013	Right Shoulder Surgery	New York-AL





11 JORGE POLANCO



INFIELDER

H/W: 5-11/208 **B/T:** S/R
Opening Day Age: 26
Born: 7/5/1993 in San Pedro de Macoris, DR
Resides: San Pedro de Macoris, OR

Acquired: Signed as undrafted free agent, 7/6/09
M.L. Service: 3 years, 24 days
Options Used: 3 of 3
Contract Status: Signed thru 2023 (plus 2 year option)

PERSONAL: Jorge Luis Polanco...Twitter: @Jorge_Polanco1...Instagram: @jorge_polanco11...wife Lucero (Ramirez)...sons Jorge Luis Jr. (born in 2017) and Justin Luis (born in 2018)...signed out of San Pedro de Macoris, Dominican Republic one day after 16th birthday on July 6, 2009...hobbies include playing pool, being with family and traveling...participated in 2017-18 Twins Winter Caravan...if he wasn't a baseball player, he would be an accountant or business owner.

CAREER HIGHLIGHTS: Enters season as longest tenured Twin (formerly Kyle Gibson), making debut June 26, 2014...named starting shortstop for AL in 2019 All-Star Game...became 11th Twin to hit for cycle April 5, 2019 at Philadelphia...recorded five hits twice in 2019 (April 5 and May 8); one of five players in club history with multiple five-hit games in a season...homered from both sides of plate August 29, 2017, the fifth player in club history to do so at the time (Chili Davis, Roy Smalley, Ryan Doumit and Kennys Vargas)...ranked sixth-best prospect in Twins system by *Baseball America* entering 2016...made major league debut June 26, 2014 at Los Angeles-AL...at 20 years and 356 days old, became the youngest Twin to debut since Joe Mauer at 20 years, 352 days in 2004...named Southern League All-Star in 2015...ranked eighth-best prospect and best strike zone discipline in Twins system by *Baseball America* entering 2015, and best defensive shortstop in Florida State League by *Baseball America*.

POSTSEASON CAREER: Owns a career .267/.421/.467 (4-for-15) slash line in four Postseason games, with three runs scored, one homer, two RBI and three walks...**2019:** played in all three games of ALDS vs. New York-AL, going 3-for-11 with one home run, two RBI, one hit-by-pitch, a stolen base and two walks...hit first homer of series in first inning of Game 1 October 4 at Yankee Stadium, a solo shot to leftfield off James Paxton...**2017:** made Postseason debut, starting at shortstop, batting third in AL Wild Card Game, going 1-for-4 with a walk, two runs scored and two strikeouts in a Twins 8-4 defeat.

2019:

- Was Twins Opening Day shortstop for second time in career, first since 2017.
- Hit for cycle April 5 at Philadelphia, becoming 11th Twin to do so, first since 2009 (Michael Cuddyer)...went 5-for-5 in game, becoming first player in Twins/Senators franchise history with a cycle and five hits.
- Tied career-high with four RBI April 22 at Houston.
- Recorded five hits again May 8 at Toronto (triple short of cycle)...one of five players in club history with five hits twice in a season (Joe Mauer - 2010, Denard Span - 2009, Kirby Puckett - 1990, and Tony Oliva - 1965)...one of five shortstops in baseball since 1998 with two five-hit games in a season: Derek Jeter ('11, NYY), Jhonny Peralta ('08, CLE), Nomar Garciaparra ('03, BOS), Gary Disarcina ('98, LAA).
- Reached safely in 37-straight games May 13-June 25, fifth longest streak in club history.
- Set career-high with 14-game hitting streak May 27-June 13, hitting .349 (22-for-63) during the streak.
- Was hitting .341 (85-for-249) on June 11 through 62 games; at the time was leading the AL in hitting.
- Hit .326 (29-for-89) in 23 April games and .355 (39-for-110) in 27 May games.
- Was named to AL All-Star team as starting shortstop, the first of career...became the first Twins starter since Joe Mauer was the AL's catcher in 2013; was first Twins shortstop selected to an All-Star Game since Cristian Guzman in 2001 and the first to start since Roy Smalley in 1979...at the break, ranked third in the AL in WAR (4.0), fourth in hits (111), fifth in batting average (.316), tied for seventh in doubles (23) and 11th in OPS (.894)...went 1-for-2 in the game with an infield single, an RBI and a strikeout.
- Recorded multiple hits in a career-high six straight games August 28-September 2.
- Hit .309 (34-for-110) with five doubles, one triple, four home runs, 16 RBI, 24 runs scored, 15 walks, a .397 OBP and an .879 OPS in 27 August games.
- Recorded 100th career double September 14 at Cleveland (Game 2).
- Hit 40th double September 22 vs. Kansas City, to become the 18th player and 20th instance in Twins history for a player to reach 40 doubles in a season, first since Trevor Plouffe in 2014.
- Led the team with 54 multi-hit games, becoming the first Twin with 50-plus such games since Joe Mauer (55) and Denard Span (54) in 2009.
- Set career highs with 186 hits, 107 runs, 40 doubles, seven triples, 22 home runs, 79 RBI, 60 walks, .295 batting average, .356 on-base percentage, .485 slugging percentage and an .841 OPS.

CAREER HIGHS

Hits: 5, 2x, last 5/8/19 at TOR
RBI: 4, 3x, last 4/22/19 at HOU
HR: 2, 8/29/17 vs. CWS
GS: - -
SB: 1, 29x, last 7/6/19 vs. TEX
Hit-Strike: 14, 5/27-6/13/19
WALK-OFF HITS / PA
 5/19/17 vs. KC (SF)
MULTI-HR GAMES
 8/29/17 vs. CWS (both sides)



AL BATTING LEADERS

HITS IN 2019

1. Whit Merrifield, KC.....	206
2. Rafael Devers, BOS.....	201
3. DJ LeMahieu, NYY.....	197
4. Xander Bogaerts, BOS.....	190
5. Marcus Semien, OAK.....	187
6. Jorge Polanco, MIN.....	186

- Finished sixth in the AL in hits (186); tied for fifth in doubles (40), triples (7) and multi-hit games (54); ninth in WAR (5.4); 10th in runs scored (107); 13th in total bases (306) and 15th in batting average (.295).
- Played in all three games of ALDS vs. New York-AL, going 3-for-11 with one home run, two RBI, one hit-by-pitch, a stolen base and two walks... hit first homer of series in first inning of Game 1 October 4 at Yankee Stadium, a solo shot to leftfield off James Paxton.
- Finished 13th in AL MVP voting, accumulating 20 voting points, earning two sixth place votes, one seventh place vote, two ninth place votes and two 10th place votes.

2018: Served 80-game suspension to start the season after violating Major League Baseball's Joint Drug Prevention and Treatment Program...reinstated from Restricted List on July 2 and played in first game that night at Milwaukee, going 0-for-4...hit safely in 15 consecutive starts July 10-30, hitting .305 (18-for-59) during that span...tied career-high with four hits September 16 at Kansas City...hit .310 (35-for-113) with six doubles, three home runs, 14 RBI, eight walks and a .361 on-base percentage in 27 September games...hit .317 (63-for-199) as a left-handed batter and .233 (24-for-103) as a right-handed batter...played 76 of the final 82 Twins games at shortstop...hit .310 (52-for-168) in Twins wins and .261 (35-for-134) in losses...Twins went 38-35 with Polanco in the lineup and 37-49 without...signed five-year contract extension February 14 (along with Max Kepler) with a two-year club option.

2017: Made Twins Opening Day roster for first time in career as shortstop, batted seventh April 3 vs. Kansas City...set single-game career-high with four hits May 22 at Baltimore...tied with four hits again August 7 vs. Milwaukee...placed on bereavement list June 7-12 to attend funeral of his grandfather...hit safely in season-high 10 straight games August 2-12, hitting .459 (17-for-37) with four doubles, one triple, five RBI and a .487 on-base percentage in that span...homered from both sides of the plate August 29 vs. Chicago-AL, becoming the fifth player in club history to do so, joining Kennys Vargas (2016), Roy Smalley (1986), Chihl Davis (1992) and Ryan Doumit (2012)...hit .373 (38-for-102) with 10 doubles, two triples, six home runs, 23 RBI, a .413 on-base percentage and a 1.099 OPS in 27 August games; ranked fifth in baseball in average and tied for eighth in hits for the month...hit .316 (65-for-206) with 42 RBI in 55 games from August 2 through the end of the season, eighth-best batting average in the AL in that span and tied for fifth-most RBI...batted out of the third spot for a majority of final two months; hit .259 (30-for-116) with eight home runs and 22 RBI while batting third in lineup...hit seven of his 13 home runs against Chicago-AL...hit .260 (84-for-323) with nine home runs as left-handed hitter and .248 (41-for-165) with four homers as right-handed hitter...played 130 games (127 starts) at shortstop, the ninth-most in the AL; most games at position since Pedro Florimon played 133 in 2013...set single-season career-highs in games (133), runs (60), hits (125), home runs (13), RBI (74), walks (41) and stolen bases (13)...finished with 74 RBI, fifth-most in club history for a shortstop, while 30 doubles ranked 10th...74 RBI ranked fifth in the AL among shortstops...joined Cleveland's Francisco Lindor and Texas' Elvis Andrus as one of three shortstops in baseball with 30-plus doubles, 10-plus homers, 70-plus RBI and 10-plus stolen bases.

2016: Began season with Triple-A Rochester but had four different stints with the Twins during season...hit first major league home run May 15 at Cleveland, a solo shot off Trevor Bauer...hit safely in season-high 13 straight games May 20-August 11 (time with Triple-A Rochester in between), hitting .377 (20-for-53) with four doubles, two triples and six RBI in that span...recorded first career three-hit game August 17 at Atlanta; recorded three hits again August 31 at Cleveland and September 13 at Detroit...hit .321 (34-for-106) with five doubles, four triples, eight RBI and 11 runs scored in 26 August games...among AL rookies, he ranked first in triples (4), second in hits (69) and third in batting average (.282)...recorded career-high four RBI, going 3-for-4 with a home run and a double September 13 at Detroit...from time of final recall (July 30) through end of season, ranked third among AL rookies in hits (63), fourth in games (56) and batting average (.288), and tied for fifth in doubles (12) and RBI (23)...combined to hit .279 (150-for-538) with 29 doubles, 10 triples, 13 home runs, 56 runs scored and nine stolen bases in 144 games between Rochester and Minnesota...hit .309 (21-for-68) as right-handed batter and .271 (48-for-177) as left-handed batter for Twins...played 47 games (45 starts) at shortstop, nine (all starts) at third base and five (all starts) at second base.

2015: Optioned from Twins spring training to Double-A Chattanooga March 15...hit second career grand slam in second game April 10 at Montgomery...hit safely in season-high nine straight games May 22-June 2, hitting .390 (16-for-41) in that span...hit .364 (40-for-110) with four doubles, one triple, one home run, 15 RBI and 19 runs scored in 26 May games...recalled by Minnesota June 10 as Eddie Rosario was placed on Paternity List; optioned back after the game...named Southern League All-Star and went 2-for-2 with a run scored as a reserve for the North Division...promoted to Triple-A Rochester July 4...recorded four hits twice on season, once with Chattanooga May 10 vs. Jacksonville and once with Rochester July 12 at Syracuse...recalled by Minnesota again July 29 as Trevor Plouffe was placed on Paternity List; optioned to Chattanooga July 31...hit .323 (21-for-65) against left-handed pitching at Chattanooga and .283 (93-for-329) against right-handed pitching...played 102 minor league games at shortstop and eight games at second base...ranked sixth best prospect in Twins system by *Baseball America* entering 2016...also ranked 14th best prospect in Southern League by same publication.

2014: Optioned from Twins spring training to Single-A Ft. Myers March 9...hit .327 (32-for-98) with six doubles, two home runs, 15 RBI and 20 runs scored in 25 April games...hit safely in 16 straight games May 1-19...named Florida State League Player of the Week June 16-22, hitting .444 (12-for-27) with one double, one triple, one home run, three RBI and four runs scored in seven games...recalled by Minnesota June 26 when the Twins placed Yohan Pino on the IL...made major league debut June 26 at Los Angeles-AL, entering game as pinch hitter and drawing a walk on four pitches, eventually coming around to score...at 20 years and 356 days old, he became the youngest Twin to debut since Joe Mauer at 20 years, 352 days...recorded first major league hit and RBI June 27 at Texas, hitting a two-run triple off Joaquin Soria...according to Stats, LLC, he became the third player in Twins history to record a triple as first major league hit and the first since Jimmie Hall on April 16, 1963; the first was Bernie Allen on April 10, 1962 vs. the Kansas City As...optioned to Single-A Ft. Myers June 30 when the Twins activated Trevor Plouffe...recorded five-hit game for Miracle July 18 at Daytona...recalled again for a day July 24 when the Twins traded Kendrys Morales to Seattle; optioned to Double-A New Britain July 25...hit first Double-A home run August 27 at Binghamton...hit .347 (25-for-72) with three doubles, 13 RBI, 11 runs scored and a .413 on-base percentage in his final 19 games for Rock Cats...ranked eighth best prospect and best strike-zone discipline in Twins system by *Baseball America* entering 2015...also rated best defensive shortstop in Florida State League by *Baseball America*.

2013: Played entire season with Single-A Cedar Rapids and hit two-run homer in first at-bat of the season April 4 vs. Beloit...hit .341 (30-for-88) in 22 April games, highest monthly average in 2013; hit safely in 17 of the 22 games with nine being multi-hit games...named Twins minor league Player of the Week May 3, batting .429 (12-for-28) with three doubles and 10 RBI in seven games...named Midwest League Midseason All-Star...named Twins minor league Player of the Week June 28, recording 11 RBI in five games June 22-27, hitting .500 (12-for-24) during that span...ended season with 12-game hitting streak August 6-September 2, hitting .321 (16-for-49) with six doubles in that span...finished the season sixth in the Midwest League in batting average (.308)...ranked 20th best prospect in Midwest League...played for Leones del Escogido in the Dominican Winter League following the season...added to Twins 40-man roster November 20...named shortstop on MiLB.com Twins organization All-Star team...named 10th best prospect and best strike-zone discipline in the Twins system by *Baseball America* entering 2014.

2012: Spent entire season with Rookie-Elizabethon...named second baseman on MiLB.com Twins organization All-Star team.

TWINS ALL-TIME LEADERS

SINGLE-SEASON OPS AS SHORTSTOP

1. Jorge Polanco, 2019	.845
2. Cristian Guzmán, 2001	.817
3. Roy Smalley, 1978	.794
4. Roy Smalley, 1979	.790
5. Zoilo Versalles, 1965	.781

2011: Played entire season with GCL Twins...ranked 28th best prospect in Twins organization by *Baseball America* entering 2012.

2010: Began season in the Dominican Summer League...transferred to GCL July 5...rated best defensive infielder in the Twins system by *Baseball America* for the second consecutive season...ranked 17th best prospect in Twins organization by *Baseball America* entering 2011.

2009: Rated best defensive infielder in the Twins system by *Baseball America* entering 2010.

PROFESSIONAL: Signed by Twins as undrafted free agent July 6, 2009; signed by scout Fred Guerrero.

POLANCO'S PLAYING RECORD

YEAR	CLUB	AVG	G	AB	R	H	2B	3B	HR	RBI	SH	SF	HBP	BB	SO	SB	CS	OBP	OPS
2010	DSL Twins	.250	18	60	5	15	2	0	0	7	0	2	0	6	9	1	3	.309	.592
	GCL Twins	.223	34	103	12	23	5	0	1	12	2	2	0	12	9	2	4	.299	.600
2011	GCL Twins	.250	51	172	21	43	8	3	1	16	2	1	3	15	24	6	4	.319	.668
2012	Elizabethton	.318	51	173	35	55	15	2	5	27	3	5	3	20	26	6	3	.388	.902
2013	Cedar Rapids	.308	115	465	76	143	32	10	5	78	3	10	3	42	59	4	4	.362	.814
2014	Ft. Myers	.291	94	378	61	110	17	6	6	45	1	6	1	46	60	10	8	.364	.779
	MINNESOTA	.333	5	6	2	2	1	1	0	3	0	0	0	2	2	0	0	.500	1.333
	New Britain	.281	37	146	13	41	6	0	1	16	2	0	0	9	28	7	3	.323	.665
2015	Rochester	.284	22	88	7	25	6	0	0	6	0	2	0	4	10	1	0	.309	.661
	MINNESOTA	.300	4	10	1	3	0	0	0	1	0	0	0	2	1	1	0	.417	.717
	Chattanooga	.289	95	394	55	114	17	3	6	47	0	2	0	35	63	18	10	.346	.739
2016	Rochester	.276	75	293	32	81	14	6	9	39	0	4	1	27	51	5	4	.335	.792
	MINNESOTA	.282	69	245	24	69	15	4	4	27	2	3	3	17	46	4	3	.332	.756
2017	MINNESOTA	.256	133	488	60	125	30	3	13	74	7	6	2	41	78	13	5	.313	.723
2018	Ft. Myers	.333	2	6	1	2	0	0	1	1	0	0	0	2	2	0	0	.500	1.333
	Rochester	.462	4	13	0	6	0	1	0	0	0	0	0	2	2	0	0	.533	1.149
	MINNESOTA	.288	77	302	38	87	18	3	6	42	3	1	2	25	62	7	7	.345	.773
2019	MINNESOTA	.295	153	631	107	186	40	7	22	79	2	7	4	60	116	4	3	.356	.841
	Minor League Totals	.287	598	2291	318	658	122	31	35	294	13	34	11	220	343	60	43	.348	.761
	Major League Totals	.281	441	1682	232	472	104	18	45	226	14	17	11	147	305	29	18	.339	.783

POLANCO'S WILD CARD GAME RECORD

YEAR	OPPONENT	AVG	G	AB	R	H	2B	3B	HR	RBI	SH	SF	HBP	BB	SO	SB	CS	OBP	OPS
2017	New York-AL	.250	1	4	2	1	0	0	0	0	0	0	0	1	2	0	0	.400	.650

POLANCO'S DIVISION SERIES RECORD

YEAR	OPPONENT	AVG	G	AB	R	H	2B	3B	HR	RBI	SH	SF	HBP	BB	SO	SB	CS	OBP	OPS
2019	New York-AL	.273	3	11	1	3	0	0	1	2	0	0	1	2	1	1	0	.429	.974

POLANCO'S CAREER FIELDING RECORD

POSITION	PCT	G	PO	A	E	TC	DP	PB
Shortstop	.956	403	441	996	66	1503	200	—
Third Base	.864	9	2	17	3	22	2	—
Second Base	.958	5	9	14	1	24	3	—
Totals	.955	417	452	1027	70	1549	205	—

POLANCO'S PROFESSIONAL INJURED LIST HISTORY

DATES	INJURY	LEVEL
August 16-28, 2013	Right Groin Strain	Single-A Cedar Rapids





71 SEAN POPPEN



RIGHT-HANDED PITCHER

H/W: 6-3/205 B/T: R/R
 Opening Day Age: 26
 Born: 3/5/1994 in Virginia Beach, VA
 Resides: Atlanta, GA

Acquired: 19th RD of 2016 MLB Draft
 M.L. Service: 38 days
 Options Used: 1 of 3
 Contract Status: Signed thru 2020

PERSONAL: Sean Russell Poppen...Twitter: @SPoppen71...Instagram: @seanpoppen...graduate of Harvard University...played four seasons with the Crimson, posting a 4.39 ERA (211.1 IP, 103 ER) with 74 walks and 175 strikeouts in 39 appearances, 35 starts...graduate of Cape Henry Collegiate High School...four-year letterwinner at outfield and pitcher...two-time All-Tidewater Conference of Independent Schools selection...two-time all-state including a first team honor as a senior...member of two state championship teams...threw a no-hitter as a senior...also pitched in the Division I title game...member of National Honor Society and National Spanish Honor Society...valedictorian of senior class...national AP scholar...president of drama club.

2019:

- Began season with Triple-A Rochester.
- Made Triple-A debut April 10 at Syracuse and earned the win after allowing two runs on five hits and three walks with five strikeouts in 5.0 innings.
- Named Twins minor league Pitcher of the Week in consecutive weeks June 9 and June 16 for Rochester...for the week of June 9, went 1-0, 0.75 ERA (12.0 IP, 1 ER) with 13 strikeouts in two starts; for June 16, went 1-0, 1.50 ERA (6.0 IP, 1 ER) with nine strikeouts in one start.
- Split first half of season mostly between Rochester and Double-A Pensacola.
- Contract selected by Minnesota June 19.
- Made major league debut on June 19 vs. Boston and allowed three runs on five hits with two strikeouts over 4.0 innings pitched...became the first pitcher from Harvard University to appear for the Twins and only the second Harvard product to ever play for Minnesota, joining Mike Stenhouse in 1985.
- Became the 22nd pitcher since 1961 to record three groundball double plays in his major league debut.
- Finished season on Injured List with a right elbow contusion.
- Combined to go 7-4, 4.32 ERA (98.0 IP, 47 ER) with 49 walks and 116 strikeouts in 24 games (16 starts) between all three levels combined.

2018: Split the season between Single-A Ft. Myers and Double-A Chattanooga, going 6-9 with a 3.45 ERA (127.2 IP, 49 ER), 39 walks and 123 strikeouts...recorded strikeouts in each of his 29 games between Chattanooga and Ft. Myers...recorded a season-high seven strikeouts on five occasions...in his final two appearances of the season with Ft. Myers, allowed just one run over the course of 12.0 innings, and allowed just nine hits while striking out 12 and walking two...set a minor league career-high in SO/9 with 11.8 while with Ft. Myers, passing his previous high of 10.1...recorded his first career save on Opening Day with Ft. Myers, going 1.0 inning allowing one hit while striking out two against Charlotte.

2017: Began season with Single-A Cedar Rapids...named Midwest League Midseason All-Star after going 5-1, 2.80 ERA (74.0 IP, 23 ER) with 17 walks and 67 strikeouts...transferred to Single-A Ft. Myers July 1 and finished season with the Miracle...named Florida State League Pitcher of the Week July 16.

PROFESSIONAL: Selected by the Twins in the 19th round (573rd overall) of the 2016 First-Year Player Draft; signed by scout John Wilson.

CAREER HIGHS

IP: 4.0, 6/19/19 vs. BOS
 SO: 3, 2x, last 7/31/19 at MIA
 Walks: 4, 6/19/19 vs. BOS
 CG: --
 Low-Hit CG: --
 Win-Streak: --



POPPEN'S PITCHING RECORD

YEAR	CLUB	W-L	ERA	G	GS	CG	SH	SV	IP	H	R	ER	HR	HB	BB	SO	WP	K/9	BAA
2016	Elizabethton	2-3	2.97	8	8	0	0	0	36.1	34	18	12	2	6	18	38	4	9.4	.250
	Cedar Rapids	1-1	2.12	4	3	0	0	0	17.0	11	4	4	1	0	6	19	2	10.1	.180
2017	Cedar Rapids	6-2	2.90	14	14	0	0	0	87.0	76	40	28	5	7	17	81	8	8.4	.226
	Ft. Myers	3-2	3.63	11	11	0	0	0	52.0	57	23	21	0	3	8	41	2	7.1	.277
2018	Ft. Myers	1-2	2.41	8	6	0	0	1	33.2	30	12	9	3	4	11	44	3	11.8	.236
	Chattanooga	5-7	3.83	18	14	2	0	0	94.0	88	45	40	11	6	28	79	2	7.6	.254
2019	Pensacola	2-3	4.40	8	7	0	0	0	28.2	30	16	14	0	4	17	39	1	12.2	.275
	Rochester	5-1	3.84	12	9	0	0	0	61.0	53	29	26	4	7	27	68	4	10.0	.229
	MINNESOTA	0-0	7.56	4	0	0	0	0	8.1	10	7	7	1	0	5	9	0	9.7	.323
	Minor League Totals	25-21	3.38	83	72	2	0	1	409.2	379	187	154	26	37	132	409	26	9.0	.244
	Major League Totals	0-0	7.56	4	0	0	0	0	8.1	10	7	7	1	0	5	9	0	9.7	.323

POPPEN'S CAREER FIELDING RECORD

POSITION	PCT	G	PO	A	E	TC	DP	PB
Pitcher	.000	4	0	0	0	0	0	—

POPPEN'S PROFESSIONAL INJURED LIST HISTORY

DATES	INJURY	LEVEL
August 11-end of 2019 season	Right Elbow Contusion	Minnesota

BASEBALL AMERICA'S TOP 10 PROSPECTS

TWINS TOP 10 PROSPECTS FROM 2003-2020

2003

1. Joe Mauer, C
2. Justin Morneau, IF
3. Michael Cuddyer, OF
4. Michael Restovich, OF
5. Denard Span, OF
6. Scott Tyler, RHP
7. J.D. Durbin, RHP
8. Jason Kubel, OF
9. Lew Ford, OF
10. Adam Johnson, RHP

2007

1. Matt Garza, RHP
2. Glen Perkins, LHP
3. Kevin Slowey, RHP
4. Chris Parmelee, OF
5. Anthony Swarzak, RHP
6. Pat Neshek, RHP
7. Alexi Casilla, IF
8. Joe Benson, OF
9. Paul Kelly, IF
10. J.D. Durbin, RHP

2011

1. Kyle Gibson, RHP
2. Aaron Hicks, OF
3. Miguel Sanó, IF
4. Joe Benson, OF
5. Ben Revere, OF
6. Liam Hendriks, RHP
7. Alex Wimmers, RHP
8. Adrian Salcedo, RHP
9. Oswaldo Arcia, OF
10. Carlos Gutierrez, RHP

2015

1. Byron Buxton, OF
2. Miguel Sanó, IF
3. José Berrios, RHP
4. Kohl Stewart, RHP
5. Alex Meyer, RHP
6. Nick Gordon, IF
7. Nick Burdi, RHP
8. Jorge Polanco, IF
9. Trevor May, RHP
10. Eddie Rosario, OF

2019

1. Royce Lewis, SS
2. Alex Kirilloff, OF
3. **Brusdar Graterol**, RHP
4. Wander Javier, IF
5. Trevor Larnach, OF
6. Brent Rooker, OF
7. Jhoan Duran, RHP
8. Blayne Enlow, RHP
9. Ryan Jeffers, C
10. Yunior Severino, IF

2004

1. Joe Mauer, C
2. Justin Morneau, IF
3. Matt Moses, IF
4. J.D. Durbin, RHP
5. Jesse Crain, RHP
6. Jason Bartlett, SS
7. Denard Span, OF
8. Jason Kubel, OF
9. Grant Balfour, RHP
10. Michael Restovich, OF

2008

1. Nick Blackburn, RHP
2. Joe Benson, OF
3. Wilson Ramos, C
4. Tyler Robertson, LHP
5. Anthony Swarzak, RHP
6. Ben Revere, OF
7. Jason Pridie, OF
8. Brian Duensing, LHP
9. Jeff Manship, RHP
10. Trevor Plouffe, IF

2012

1. Miguel Sanó, IF
2. Joe Benson, OF
3. Eddie Rosario, 2B/OF
4. Aaron Hicks, OF
5. Oswaldo Arcia, OF
6. Levi Michael, IF
7. Liam Hendriks, RHP
8. Kyle Gibson, RHP
9. Chris Parmelee, 1B/OF
10. Brian Dozier, IF

2016

1. Byron Buxton, OF
2. José Berrios, RHP
3. Max Kepler, OF/1B
4. Nick Gordon, IF
5. Tyler Jay, LHP
6. Jorge Polanco, IF
7. Byung Ho Park, 1B/DH
8. Kohl Stewart, RHP
9. Stephen Gonsalves, LHP
10. Nick Burdi, RHP

2020

1. Royce Lewis, SS
2. Alex Kirilloff, OF
3. Trevor Larnach, OF
4. **Brusdar Graterol**, RHP
5. Jordan Balazovic, RHP
6. Jhoan Duran, RHP
7. Ryan Jeffers, C
8. Matt Canterino, RHP
9. Blayne Enlow, RHP
10. Misael Urbina, OF

2005

1. Joe Mauer, C
2. Jason Kubel, OF
3. Jesse Crain, RHP
4. J.D. Durbin, RHP
5. Francisco Liriano, LHP
6. Kyle Waldrop, RHP
7. Anthony Swarzak, RHP
8. Matt Moses, IF
9. Jason Bartlett, SS
10. Scott Baker, RHP

2009

1. Aaron Hicks, OF
2. Ben Revere, OF
3. Wilson Ramos, C
4. José Miralles, OF
5. Danny Valencia, IF
6. Anthony Swarzak, RHP
7. Shooter Hunt, RHP
8. Kevin Mulvey, RHP
9. Carlos Gutierrez, RHP
10. Angel Morales, OF

2013

1. Miguel Sanó, IF
2. Byron Buxton, OF
3. Oswaldo Arcia, OF
4. Kyle Gibson, RHP
5. Aaron Hicks, OF
6. José Berrios, RHP
7. Eddie Rosario, 2B/OF
8. Max Kepler, OF
9. Danny Santana, IF
10. Luke Bard, RHP

2017

1. Nick Gordon, IF
2. Stephen Gonsalves, LHP
3. Alex Kirilloff, OF/1B
4. Fernando Romero, RHP
5. Tyler Jay, LHP
6. Adalberto Mejia, LHP
7. Kohl Stewart, RHP
8. Felix Jorge, RHP
9. Daniel Palka, OF
10. Travis Blankenhorn, 3B/2B

2006

1. Francisco Liriano, LHP
2. Jason Kubel, OF
3. Matt Moses, IF
4. Glen Perkins, LHP
5. Anthony Swarzak, RHP
6. Denard Span, OF
7. Matt Garza, RHP
8. Jay Rainville, RHP
9. Trevor Plouffe, IF
10. Kyle Waldrop, RHP

2010

1. Aaron Hicks, OF
2. Wilson Ramos, C
3. Kyle Gibson, RHP
4. Miguel Sanó, IF
5. Ben Revere, OF
6. Danny Valencia, IF
7. Carlos Gutierrez, RHP
8. Angel Morales, OF
9. David Bromberg, RHP
10. Max Kepler, OF

2014

1. Byron Buxton, OF
2. Miguel Sanó, IF
3. Alex Meyer, RHP
4. Kohl Stewart, RHP
5. José Berrios, RHP
6. Eddie Rosario, IF
7. Lewis Thorpe, LHP
8. Trevor May, RHP
9. Danny Santana, IF
10. Jorge Polanco, IF

2018

1. Royce Lewis, IF
2. Wander Javier, SS
3. Alex Kirilloff, OF/1B
4. Stephen Gonsalves, LHP
5. **Brusdar Graterol**, RHP
6. Fernando Romero, RHP
7. Brent Rooker, OF
8. Nick Gordon, IF
9. Blayne Enlow, RHP
10. Tyler Jay, LHP

BOLD indicates played at major league level



49 JAKE REED

NON-ROSTER
INVITE



RIGHT-HANDED PITCHER

H/W: 6-2/195 B/T: R/R
Opening Day Age: 27
Born: 9/29/1992 in Tucson, AZ
Resides: La Mesa, CA

Acquired: 5th RD, 2014 MLB Draft
M.L. Service: None
Options Used: 0 of 3
Contract Status: Signed thru 2020

PERSONAL: Jacob Hubert Reed...wife, Janie, played softball at University of Oregon...2011 graduate of Helix High School in La Mesa, CA, where he was a three-sport athlete...went 9-1 with a 0.63 ERA and 90 strikeouts in 67.0 innings pitched as a senior...played football as a senior and helped Helix to the CIF San Diego Section Division II semifinals and Grossmont Hills League championship with an 11-0 record as the team's kicker...in 2009 as a quarterback for Helix, passed for 1,691 yards with 15 touchdowns...also played basketball for two seasons at Helix...named the Triple-A Rochester 2019 Killebrew Award recipient, given annually to a player from each of the Twins affiliates for outstanding community service.

2019:

- Was an invite to Twins spring training, fourth of career...reassigned to minor league camp March 20 and began season with Triple-A Rochester.
- Spent second full season with the Red Wings and fourth straight season pitching in any amount of games for the Wings.
- Was the Opening Pitcher in final appearance September 2 vs. Syracuse, allowing two runs on four hits in 2.0 innings pitched.
- Struck out three-plus batters in 16 of 45 appearances, including six strikeouts in 3.0 innings pitched April 20 at Lehigh Valley.
- Held right-handed batters to a .229 average and left-handed batters to a .327 average.
- Led the staff in games (45) and ranked third in strikeouts (92) and innings pitched (75.0).
- Set career-highs in strikeouts and strikeouts-per-9.0 innings pitched (11.0).
- Triple-A Rochester 2019 Killebrew Award recipient, given annually to a player from each of the Twins affiliates for outstanding community service.

2018: Was an invite to Twins spring training, his third career spring with the Twins...reassigned to minor league camp March 18 and reported to Triple-A Rochester where he spent the entire season...pitched in just two games for the Red Wings before being placed on 7-day Injured List on April 17 with right shoulder impingement; reinstated May 10...14 of his final 19 appearances for the Wings were scoreless, posting a 1.16 ERA (31.0 IP, 4 ER) with 14 walks, 36 strikeouts and a .120 opponent batting average (beginning June 22)...held left-handed batters to a .192 batting average and right-handed batters to a .213 batting average...led the Red Wings with a 1.89 ERA (minimum 40.0 IP)...ranked sixth on the Wings in appearances (30).

2017: Was an invite to Twins spring training, his second career spring training with the Twins; reassigned to minor league camp March 21...began season on 7-day Injured List with a right lat strain; reinstated June 1...pitched in five games for Double-A Chattanooga before being promoted to Triple-A Rochester June 19...went 1-0, 1.80 ERA (20.0 IP, 4 ER) with two saves and a .229 opponent batting average in final 14 appearances from July 20 though end of season...held opponents scoreless in 17 of 22 games overall for Red Wings...held left-handed hitters to a .186 average at Rochester, compared to right-handers hitting .250.

2016: Spent first season in Twins spring training as non-roster invite; reassigned to minor league camp March 14...began season with Double-A Chattanooga...promoted to Triple-A Rochester August 13...struck out multiple batters in 23 of 50 games between both levels...posted a 2.00 ERA (27.0 IP, 6 ER) with six walks and 26 strikeouts in final 22 games for the Lookouts and Red Wings from July 3-end of season...combined to go 4-4, 3.57 ERA (70.2 IP, 28 ER) with 24 walks and 72 strikeouts in 50 games between Chattanooga and Rochester...held right-handed hitters to a .217 (33-for-152) batting average and left-handers to a .252 (26-for-103) average...ranked third among Twins minor league relievers in strikeouts (72)...named 28th best prospect in Twins system by *Baseball America* entering 2017.

2015: Began season with Double-A Chattanooga...ranked second on Lookouts in games (35)...combined to go 5-4, 5.01 ERA (59.1 IP, 33 ER) with two saves, 22 walks and 46 strikeouts in 44 games between both levels...pitched for Scottsdale in the Arizona Fall League, going 1-0, 0.00 (10.2 IP) with three saves, four walks and 10 strikeouts in 10 games...ranked tied for second in the AFL in games and tied for third in saves...named 20th best prospect in Twins system by *Baseball America*, entering 2016.

2014: Began season with Rookie-Elizabethton...made four appearances and transferred to Single-A Cedar Rapids July 7...named Twins minor league Player of the Week August 22 after going 1-0, 0.00 (4.0 IP) with two saves, no hits, no walks and six strikeouts in three appearances...played for Salt River in the Arizona Fall League going 1-0, 0.71 ERA (12.2 IP, 1 ER) with one save, 10 strikeouts and three walks in 10 appearances...named an AFL Rising Star following the season...named the 19th best prospect in the Twins system by *Baseball America* entering 2015.

AMATEUR CAREER: Attended the University of Oregon for three seasons from 2012-14, going 18-11, 3.01 (251.0 IP, 84 ER) with 87 walks, 166 strikeouts and 13 saves in 65 career games (34 starts)...named a 2012 Louisville Slugger Freshman All-American...converted to closer for his junior season after making 34-straight starts as a freshman and sophomore...as Ducks closer in 2014, went 4-1 with 13 saves, 1.95 ERA (37.0 IP, 8 ER), 14 walks and 34 strikeouts in 31 appearances as a junior.

PROFESSIONAL: Selected by Twins in fifth round of 2014 First-Year Player Draft; signed by scout Trevor Brown...originally drafted by Chicago-AL in 40th round of 2011 First-Year Player Draft, but did not sign and elected to play collegiately at University of Oregon.

REED'S PITCHING RECORD

YEAR	CLUB	W-L	ERA	G	GS	CG	SH	SV	IP	H	R	ER	HR	HB	BB	SO	WP	K/9	BAA
2014	Elizabethton	0-0	0.00	4	0	0	0	3	6.0	1	0	0	0	0	0	8	0	12.0	.053
	Cedar Rapids	3-0	0.36	16	0	0	0	5	25.0	10	2	1	0	1	3	31	0	11.2	.116
2015	Ft. Myers	1-0	0.00	9	0	0	0	1	12.1	8	2	0	0	0	1	7	0	5.1	.195
	Chattanooga	4-4	6.32	35	0	0	0	1	47.0	55	43	33	3	6	21	39	3	7.5	.289
2016	Chattanooga	3-3	3.90	41	0	0	0	3	60.0	51	29	26	2	6	22	64	4	9.6	.235
	Rochester	1-1	1.69	9	0	0	0	0	10.2	8	2	2	0	1	2	8	1	6.8	.211
2017	Chattanooga	1-0	2.45	5	0	0	0	1	7.1	4	2	2	0	1	6	8	1	9.8	.154
	Rochester	1-0	2.05	22	0	0	0	5	30.2	24	7	7	1	2	11	25	4	7.3	.224
2018	Rochester	0-3	1.89	30	1	0	0	2	47.2	34	13	10	1	2	21	50	6	9.4	.204
2019	Rochester	5-3	5.76	45	1	0	0	0	75.0	75	49	48	7	6	35	92	7	11.0	.268
Minor League Totals		19-14	3.61	216	2	0	0	21	321.2	270	149	129	14	25	122	332	26	9.3	.231

REED'S PROFESSIONAL INJURED LIST HISTORY

DATES	INJURY	LEVEL
April 17-May 10, 2018.....	Right Shoulder Impingement	Triple-A Rochester.....
April 6-June 1, 2017.....	Back Lat Strain	Triple-A Rochester.....

TWINS BIRTHDAYS

JANUARY

January 1, 1994
 January 7, 1988
 January 8, 1998
 January 15, 1991
 January 17, 1995
 January 18, 1989
 January 29, 1987
 January 31, 1987

PLAYER (OPENING DAY AGE)

LaMonte Wade Jr. (26)
 Jhoulys Chacin (32)
 Jhoan Duran (22)
 Mitch Garver (29)
 Randy Dobnak (25)
 Michael Pineda (31)
 Alex Avila (33)
 Caleb Thielbar (33)

FEBRUARY

February 10, 1993
 February 13, 1999
 February 14, 1985
 February 14, 1989
 February 26, 1997

Max Kepler (27)
 Gilberto Celestino (21)
 Tyler Clippard (35)
 Juan Graterol (31)
 Trevor Larnach (23)

MARCH

March 4, 1983
 March 11, 1980
 March 14, 1989
 March 14, 1987
 March 15, 1994
 March 27, 1990

Sergio Romo (37)
 Rich Hill (40)
 Marwin Gonzalez (31)
 Blaine Hardy (33)
 Sean Poppen (26)
 Jake Odorizzi (29)

APRIL

April 9, 1997
 April 11, 1988

Luis Arraez (22)
 Kenta Maeda (31)

MAY

May 3, 1986
 May 3, 1997
 May 11, 1993
 May 27, 1994

Homer Bailey (33)
 Edwar Colina (22)
 Miguel Sanó (26)
 Jose Berrios (25)

JUNE

June 3, 1997
 June 4, 1994
 June 5, 1999
 June 18, 1991
 June 21, 1993

Ryan Jeffers (22)
 Cody Stashak (25)
 Royce Lewis (20)
 Tomás Telis (28)
 Sam Clay (26)

JULY

July 1, 1980
 July 5, 1993
 July 19, 1992
 July 28, 1995

Nelson Cruz (39)
 Jorge Polanco (26)
 Jack Reinheimer (27)
 Jorge Alcalá (24)

AUGUST

August 3, 1996
 August 11, 1991
 August 21, 1989

PLAYER (OPENING DAY AGE)

Travis Blankenhorn (23)
 Wilfredo Tovar (28)
 Ehire Adrianza (30)

SEPTEMBER

September 7, 1995
 September 12, 1992
 September 23, 1989
 September 25, 1997
 September 28, 1991
 September 29, 1992

PLAYER

Devin Smeltzer (24)
 Matt Wisler (27)
 Trevor May (30)
 Ben Rortvedt (22)
 Eddie Rosario (28)
 Jake Reed (27)

OCTOBER

October 1, 1995
 October 5, 1995
 October 8, 1996
 October 14, 1991
 October 24, 1995
 October 26, 1989

Charlie Barnes (24)
 Zack Littell (24)
 Dakota Chalmers (23)
 Williams Astudillo (28)
 Nick Gordon (24)
 Danny Coulombe (30)

NOVEMBER

November 1, 1994
 November 9, 1997
 November 22, 1994
 November 23, 1995

Brent Rooker (25)
 Alex Kirilloff (22)
 Griffin Jax (25)
 Lewis Thorpe (24)

DECEMBER

December 4, 1992
 December 5, 1989
 December 8, 1985
 December 17, 1990
 December 18, 1993
 December 24, 1994
 December 27, 1990

Jake Cave (27)
 Ryan Garton (30)
 Josh Donaldson (34)
 Taylor Rogers (29)
 Byron Buxton (26)
 Fernando Romero (25)
 Tyler Duffey (29)

List includes non-roster invites



78 JACK REINHEIMER

NON-ROSTER INVITE



INFIELDER

H/W: 6-1/185 B/T: R/R
 Opening Day Age: 27
 Born: 7/19/1992 in Charlotte, NC
 Resides: Charlotte, NC

Acquired: Signed as minor league free agent, 12/17/19
 M.L. Service: 44 days
 Options Used: 2 of 3
 Contract Status: Signed thru 2020

PERSONAL: Jack Patrick Reinheimer (pronounced RINE-hi-mer)...Twitter: @reinheimer_08...Instagram: @jackreinheimer...2011 graduate of Ardrey Kell High School in Charlotte, North Carolina...attended East Carolina University from 2011-13, hitting .292 (196-for-671) with 24 doubles, one triple, four home runs, 66 RBI and 22 stolen bases in 176 games.

2019:

- Was a spring training invite with Baltimore after being claimed off waivers from Texas January 28... spent entire season with Triple-A Norfolk.
- Hit .299 (23-for-77) with six doubles, one triple, and a .341 on-base percentage in 22 May games.
- Hit safely in season-high 13-straight games from July 2-20, hitting .341 (15-for-44) with three doubles, three home runs, 10 RBI, 13 runs scored, seven walks and a .442 on-base percentage in that span.
- Hit .273 (24-for-88) vs. left-handed pitching and .236 (60-for-254) against right-handed pitching.
- Played 73 games (72 starts) at shortstop, 31 games (all starts) at second base and one game (1 start) at third base.
- Ranked third on Tides in stolen bases (12) and walks (40), and fourth in games (106).

2018: Started the season with Triple-A Reno (Arizona); designated for assignment on July 27 by Arizona and claimed off waivers by New York-NL on July 31...transferred from Triple-A Las Vegas to New York-NL August 13; appeared in 21 games for the Mets between Aug. 15-Sept. 29...recorded first career hit on August 15 at Baltimore off right-handed pitcher Cody Carroll; entered the game as a pinch-runner and singled in his first plate appearance...hit safely in four of his first five games after being recalled...recorded first major league stolen base in his season finale, on September 29 vs. Miami...released, then claimed by Texas November 20... designated for release or assignment by Texas January 24, 2019.

2017: Spent season in the Arizona organization...appeared in 129 games for Triple-A Reno, hitting .278 (134-for-482) with 19 doubles, two triple, four home runs, 87 runs, and 56 RBI...finished tied for second on the Aces in runs scored...recorded his 600th career minor league hit on August 13 at Tacoma...had his contract selected by the Diamondbacks August 1 and made his major league debut that day 1 at Chicago-NL...entered the game as a pinch-hitter in the fourth inning and struck out...made his first career start on August 2, batting eighth and playing shortstop... following the season, played for Salt River of the Arizona Fall League, hitting .324 (22-for-68) with three doubles, one triple and two RBI in 21 games.

2016: Named a Pacific Coast League Midseason All-Star...spent the entire season with Triple-A Reno (Arizona), setting career-highs in games (132), doubles (28), and triples (7), while tying a career-high in hits (144).

2015: Acquired by the Arizona Diamondbacks along with catcher Wellington Castillo, Dominic Leone, and outfielder Gabriel Guerrero from the Seattle Mariners in exchange for outfielder Mark Trumbo and left-handed pitcher Vidal Nuño on June 3...appeared in a combined 124 games between Double-A Jackson (Seattle) and Double-A Mobile (Arizona), hitting .270 (131-for-485) with 24 doubles, three triples, five home runs, 64 runs, and 48 RBI...played for Salt River in Arizona Fall League, hitting .230 (17-for-74) with one double, one triple and five RBI in 21 games.

2014: Named a Midwest League Midseason All-Star...appeared in 130 combined games between Single-A Clinton (Seattle) and Single A High Desert, hitting .276 (144-for-521) with 22 doubles, five triples, three home runs, 84 runs, and 58 RBI.

2013: Named a Northwest League Midseason All-Star...spent the entire season with Short-Season-A Everett (Seattle)...made professional debut June 16 at Spokane...hit first career home run on July 28 at Hillsboro.

PROFESSIONAL: Originally selected by Atlanta in 31st round of the 2010 First-Year Player Draft (did not sign)...selected by Seattle in the fifth round of the 2013 MLB First-Year Player Draft.

CAREER HIGHS

Hits: 1, 5x, last 9/29/18 vs. MIA
 RBI: --
 HR: --
 GS: --
 SB: 1, 9/29/18 vs. MIA
 Hit-Strike: 2, 2x, last 8/20-22/18
 WALK-OFF HITS/PA
 None
 MULTI-HR GAMES
 None



QUALIFYING NUMBERS

To qualify for the batting championship, a player must have a minimum of 502 plate appearances or 3.1 plate appearances-per-number of his team's games.

To qualify for the ERA title a pitcher must have at least 162.0 innings pitched.

To qualify for the fielding championship, a player must have the highest percentage at his position and

- (1) a catcher must have played in at least 81 games.
- (2) an infielder or outfielder must have played in at least 108 games.
- (3) a pitcher must have at least 162.0 innings pitched.

REINHEIMER'S PLAYING RECORD

YEAR	CLUB	AVG	G	AB	R	H	2B	3B	HR	RBI	SH	SF	HB	BB	SO	SB	CS	OBP	OPS
2013	Everett	.269	66	249	39	67	6	1	2	30	4	2	4	32	51	18	5	.359	.684
2014	High Desert	.341	20	85	15	29	5	1	1	12	1	1	0	4	12	5	2	.367	.825
	Clinton	.264	110	436	69	115	17	4	2	46	4	2	7	39	76	34	9	.333	.668
2015	Jackson	.277	48	202	25	56	10	1	1	16	2	1	0	14	39	12	1	.323	.674
	Mobile	.265	76	283	39	75	14	2	4	26	1	3	4	37	54	9	5	.355	.726
2016	Reno	.288	132	500	64	144	28	7	2	48	4	4	4	48	93	20	11	.353	.737
2017	Reno	.278	129	482	87	134	19	2	4	56	0	6	2	47	86	12	8	.341	.691
	ARIZONA	.000	2	5	0	0	0	0	0	0	0	0	0	0	3	0	0	.000	.000
2018	AZL Diamondbacks	.250	3	12	2	3	0	0	0	0	0	0	0	0	4	0	0	.250	.500
	Reno	.237	50	190	26	45	9	2	3	21	1	5	3	20	45	6	4	.312	.665
	Las Vegas	.327	16	55	13	18	3	0	2	5	0	0	1	4	10	7	0	.383	.874
	NEW YORK-NL	.167	21	30	4	5	0	0	0	0	0	0	5	9	1	1	.286	.452	
2019	Norfolk	.246	106	342	43	84	15	2	4	31	1	6	2	40	77	12	4	.323	.659
Minor League Totals		.272	756	2836	422	770	126	22	25	291	18	30	27	285	547	135	49	.340	.698
Major League Totals		.143	23	35	4	5	0	0	0	0	0	0	0	5	12	1	1	.250	.393

REINHEIMER'S CAREER FIELDING RECORD

POSITION	PCT	G	PO	A	E	TC	DP	PB
Outfield	1.000	6	3	0	0	3	0	—
Shortstop	1.000	4	1	8	0	9	2	—
Third Base	1.000	4	3	3	0	6	0	—
Second Base	1.000	1	1	3	0	4	0	—
Totals	1.000	15	8	14	0	22	2	—

REINHEIMER'S PROFESSIONAL INJURED LIST HISTORY

DATES	INJURY	LEVEL
May 27-July 21, 2018	Left Hand Contusion	Triple-A Reno

TWINS MOST RUNS SCORED IN A GAME

RUNS	DATE/OPPONENT	RUNS	DATE/OPPONENT	RUNS	DATE/OPPONENT
24	4/24/96 at Detroit	17	5/25/65 at Boston	15	5/14/64 vs. Chicago-AL
23	6/4/02 vs. Cleveland		7/24/76 at Chicago-AL		7/2/64 at Boston
21	5/20/94 vs. Boston		7/25/83 vs. Milwaukee		5/15/76 at California
	6/4/94 at Detroit		5/29/92 vs. Detroit		5/7/77 vs. Seattle
20	4/27/80 vs. Oakland		8/10/94 vs. Boston		7/7/78 at Baltimore
	7/6/07 at Chicago-AL		7/2/16 vs. Texas		9/9/80 vs. Milwaukee
	5/21/09 at Chicago-AL		9/2/17 vs. Kansas City		5/22/88 at Texas
	8/22/14 vs. Detroit	16	9/7/69 at Oakland		5/24/92 at Detroit
	6/13/17 vs. Seattle		5/8/79 vs. Toronto		6/4/92 vs. Texas
19	6/26/77 vs. Chicago-AL		6/30/79 vs. Chicago-AL		9/19/00 vs. Texas
	5/20/89 at Texas		5/18/83 vs. Oakland		6/12/03 vs. Colorado
	7/26/10 at Kansas City		4/24/90 vs. Detroit		5/9/06 at Texas
	7/16/12 vs. Baltimore		5/25/90 vs. Boston		7/31/06 vs. Texas
18	9/5/76 vs. Chicago-AL		4/3/96 vs. Detroit		5/21/10 vs. Milwaukee
	9/10/76 vs. Kansas City		4/30/96 vs. Kansas City		5/8/13 at Boston
	4/15/79 at Seattle		7/15/96 vs. Chicago-AL		8/20/15 at Baltimore
	5/16/03 vs. Chicago-AL		7/25/96 vs. Boston		7/10/16 at Texas
	9/4/12 at Chicago-AL		6/19/03 at Kansas City		8/16/18 vs. Detroit
	5/18/19 at Seattle		6/1/04 vs. Tampa Bay		7/5/19 at New York-NL
			5/20/06 at Milwaukee		
		5/13/07 vs. Detroit			
		8/3/14 at Chicago-AL			
		9/12/17 vs. San Diego			
		4/20/19 at Baltimore			
		5/23/19 at Los Angeles-AL			



55 TAYLOR ROGERS



LEFT-HANDED PITCHER

H/W: 6-3/190 B/T: L/L
Opening Day Age: 29
Born: 12/17/1990 in Denver, CO
Resides: Littleton, CO

Acquired: 11th RD, 2012 MLB Draft
M.L. Service: 3 years, 145 days
Options Used: 1 of 3
Contract Status: Signed thru 2020

PERSONAL: Taylor Allen Rogers...Twitter: @trogers34...Instagram: @roge34...2009 graduate of Chatfield (CO) High School...attended University of Kentucky and pitched for three years from 2010-12, going 13-18, 5.35 ERA (249.0 IP, 148 ER) with 55 walks and 172 strikeouts in 45 games (42 starts)...has twin brother, Tyler, who was drafted by San Francisco in the 10th round of the 2013 First-Year Player Draft out of Austin Peay State University...participated in 2017, '18 and '19 Twins Winter Caravan...started Rogers Family Foundation, a foundation that helps support firefighters for mental wellness needs...in September of 2019, hosted a dinner for Minneapolis firefighters at Fire Station 6...grew up wanting to be a firefighter; would have been a fifth-generation firefighter...in spare time, enjoys playing golf and washing his white F150 pickup truck.

CAREER HIGHLIGHTS: Named 2019 Joseph W. Haynes Award winner for Twins Pitcher of the Year...since 2016, leads Twins and ranks fourth in AL with 258 appearances (tops among left-handers)...had 28.2 scoreless inning streak from July 30, 2018-April 2, 2019, tied with Johnny Klippstein (1965-66) for third longest in club history (Joe Nathan - 29.0 in 2004 and J.C. Romero, 36.0 in 2004)...twin brother, Tyler, made major league debut for San Francisco August 27, 2019 vs. Arizona; they became 10th different pair of twin brothers to play in the major leagues, eighth to play in same season and first since Damon and Ryan Minor during the 2000-04 seasons...in 2019, was only pitcher in baseball with at least 30 saves and at least 10 holds...in 2019, posted strikeout-per-walk ratio of 8.18, lowest mark in club history for a reliever...made major league debut April 14, 2016 vs. Chicago-AL...recorded first major league win June 2, 2016 vs. Tampa Bay...ranked 14th best prospect in Twins system by *Baseball America* entering 2016, and 15th-best prospect in Twins system by *Baseball America* entering 2015...was 2013 Florida State League Postseason All-Star with Single-A Ft. Myers.

POSTSEASON CAREER: Owns a 3.86 ERA (2.1 IP, 1 ER) and three strikeouts in two career Postseason appearances...2019: appeared once during ALDS vs. New York-AL, pitching 2.0 innings in Game 3 at Target Field, allowing one run on two hits in 2.0 innings pitched...2017: made Postseason debut in AL Wild Card Game October 3 at New York-AL, pitching 0.1 scoreless inning, striking out his only batter faced (Greg Bird).

2019:

- Made Twins Opening Day roster for third time in career and earned save on Opening Day March 28 vs. Cleveland with 1.1 scoreless innings.
- Had scoreless inning streak snapped at 28.2 April 2 at Kansas City on an Adalberto Mondesi inside-the-park home run...the streak had tied Johnny Klippstein (1965-66) for third longest in club history (Joe Nathan - 29.0 in 2004 and J.C. Romero, 36.0 in 2004).
- Became primary closer in early June and went 26-for-30 in save opportunities from then on.
- Twin brother, Tyler, made major league debut for San Francisco August 27 vs. Arizona with 1.0 scoreless inning...Taylor closed out a save that night in Chicago-AL, then went back to clubhouse to watch his brother's debut...they became 10th different pair of twin brothers to play in the major leagues, eighth to play in same season and first since Damon and Ryan Minor during the 2000-04 seasons.
- Led the AL and ranked second in the majors (min. 10.0 IP) with a .154 opponent on-base percentage in June, trailing on MIL-Josh Hader (.136).
- Converted a career-best 14 consecutive save opportunities August 4-end of season.
- Recorded 30th save September 28 at Kansas City, becoming the fourth left-hander in Twins history to reach that milestone, joining Glen Perkins (3 times), Eddie Guardado (2 times) and Ron Perranoski (2 times)...was first since Glen Perkins had 32 in 2015.
- Held left-handed hitters to a .208 batting average and right-handed hitters to a .273 average.
- Was only pitcher in baseball with at least 30 saves and at least 10 holds.
- 12 of his saves were of more than three outs, most by a Twin since Rick Aguilera had 13 in 1990...posted seven saves of at least six outs, the most by a Twins reliever since Jeff Reardon also had seven for the 1987 World Series champions.
- Issued just 11 walks on season, tied for seventh fewest in club history for a reliever.
- Ranked second in baseball among relievers in strikeout-per-walk ratio at 8.18, trailing only Texas/Atlanta's Chris Martin (13.00)...was also lowest mark in club history for a reliever.
- Finished tied for ninth in baseball in saves (30) and tied for fourth in the AL...20 of his saves came after July 1, tied for fourth most in baseball in that span and third in the AL (OAK's Liam Hendriks - 23, HOU's Roberto Osuna - 21).

CAREER HIGHS

IP: 2.2, 8/30/16 at CLE
SO: 5, 2x, last 7/6/19 vs. TEX
Walks: 3, 2x, last 7/28/18 at BOS
CG: --
Low-Hit CG: --
Save-Streak: 14, 8/4-present



TWINS ALL-TIME LEADERS

SINGLE-SEASON K-PER-BB RATIO

1. Taylor Rogers, 2019	8.18
2. Trevor Hildenberger, 2017	7.33
3. Casey Fien, 2013	6.08
4. Glen Perkins, 2014	6.00
5. Joe Nathan, 2004	5.94

• Made one appearance during ALDS vs. New York-AL, pitching 2.0 innings in Game 3 at Target Field, allowing one run on two hits in 2.0 innings pitched.

• Named Joseph W. Haynes Award winner for Twins Pitcher of the Year, an award voted on by the Twin Cities Chapter of the BBWAA.

2018: Made Twins Opening Day roster for second time in career and spent entire season with Twins... began the season going 1-2, 5.13 ERA (26.1 IP, 15 ER) in first 28 games from April 2-June 15, but finished the season going 0-0, 1.07 ERA (42.0 IP, 5 ER) in final 44 games...posted a 26.0-inning scoreless streak from July 30-through end of season, the fifth longest in club history, trailing J.C. Romero (36.0 in 2004), Joe Nathan (29.0 in 2004), Johnny Klippstein (28.2 in 1965-66) and Juan Berenguer (26.1 in 1998)...during that streak, held opponents to a .120 batting average, three walks and 29 strikeouts...ranked tied for third in the AL in holds post-All-Star Break and ranked tied for fourth in baseball...ranked fifth in baseball in opponent batting average post-All-Star Break (.120) and 13th in ERA (0.94)...held left-handed hitters to a .180 average and right-handed hitters to a .225 average...was only pitcher in baseball to not allow a single run in both August and September...set career-highs in games (72), innings pitched (68.1), strikeouts (75), fewest home runs allowed (3), ERA (2.63), and WHIP (0.95)...ranked second on Twins in games and tied for first in holds (18)...ranked tied for ninth in the AL in games (72), tied for second among left-handed pitchers.

TWINS ALL-TIME LEADERS

STRIKEOUT % (MIN. 250.0 IP)

1. Joe Nathan.....	30.7
2. Taylor Rogers.....	26.8
3. Johan Santana.....	26.2
4. Trevor May.....	26.1
5. Jake Odorizzi.....	24.8

2017: Made Twins Opening Day roster for first time in career...posted a 1.86 ERA (9.2 IP, 2 ER) in 13 May games and a 0.75 ERA (12.0 IP, 1 ER) in 11 June games...converted a hold in six straight games June 28-July 15...posted a 2.14 ERA (33.2 IP, 8 ER) with an opponent batting average of .238 in 39 games pre-All-Star break, had a 4.50 ERA (22.0 IP, 11 ER) with an opponent batting average of .259 in 30 games after the break...allowed five of 35 inherited runners to score for a 14.3 inherited runners scored percentage, tied for fourth-best in the AL...held opponents scoreless in 20 of final 21 appearances from August 6 through end of season and scoreless in each of his final 15 appearances after August 25...held left-handed hitters to a .173 batting average and right-handers to a .287 average...Twins went 48-21 in his appearances...went 3-0, 1.88 ERA (28.2 IP, 6 ER) in 33 home games and 4-3, 4.33 ERA (27.0 IP, 13 ER) in 36 road games...ranked fifth in the AL among left-handed relievers in games (69)...led baseball in holds (30) and ranked third in club history, trailing J.C. Romero's 33 in 2002 and Matt Guerrier's 33 in 2009.

AL PITCHING LEADERS

GAMES SINCE 2016

1. Matt Barnes.....	264
2. Mychal Givens.....	262
3. Ryan Pressly.....	261
4. Taylor Rogers.....	258
5. Alex Colomé.....	254

2016: Began season with Triple-A Rochester...appeared in seven games (2 starts) for the Red Wings and was recalled by Minnesota April 13 (Glen Perkins, Injured List)...made major league debut April 14 vs. Chicago-AL, pitching 0.2 scoreless inning with one hit allowed...recorded first career strikeout May 18 at Detroit, fanning J.D. Martinez...recorded first major league win June 2 vs. Tampa Bay with 2.0 scoreless innings of relief...allowed four home runs in first 12 appearances but did not allow one from June 11-August 30 (35.0 IP)...posted a 17.0-inning scoreless streak June 17-July 23, the longest by a Twin for the season...held left-handed hitters to a .202 (17-for-84) average and right-handers to a .291 (46-for-158) average with Twins...ranked second on the Twins staff in holds (9) and third in games (57)...ranked fifth among AL rookies in games (57), first among left-handers...tied for ninth in games among all AL left-handed pitchers...finished seventh on the Twins all-time list in games for rookies, fourth among left-handed pitchers (Jose Mijares, 2009 - 71; Gary Wayne, 1989 - 60; Len Whitehouse, 1983 - 60).

2015: Was an invite to Twins spring training, reassigned to minor league camp March 15 and spent entire season with Triple-A Rochester...pitched two 6.0-inning complete games, May 22 at Norfolk and July 10 at Syracuse, the fifth and sixth complete games of his professional career...named International League All-Star, pitching 1.0 inning of relief with one walk July 15 at Omaha...pitched 6.0-plus innings in 22 of 27 starts for Red Wings and 7.0-plus in nine starts...17 of 27 starts were quality starts...held left-handed batters to a .177 (34-for-192) average and right-handers to a .326 (156-for-479) average at Rochester...ranked second in minor league baseball in innings pitched (174.0), trailing only teammate Pat Dean (179.0)...ranked third in the organization in innings, trailing only Kyle Gibson (194.2) and Dean...led the Red Wings staff in strikeouts (126) and tied for second in wins (11)...tied for first in the International League in starts (27), second in innings pitched and strikeouts, tied for second in complete games (2), and tied for third in wins...pitched for Scottsdale in the Arizona Fall League, going 2-2, 2.88 ERA (25.0 IP, 8 ER) with 11 walks and 21 strikeouts in six starts...ranked second on Scorpions staff in innings pitched and strikeouts...tied for sixth in AFL in strikeouts and ranked 10th in innings pitched...added to Twins 40-man roster November 20...ranked 14th best prospect in Twins system by *Baseball America* entering 2016.

2014: Spent entire season with Double-A New Britain...named Twins minor league Player of the Week June 27 after allowing one run and one walk in 8.0 innings pitched while striking out 11 June 25 vs. Altoona...named Eastern League Midseason All-Star...placed on 7-day Injured List with left biceps tendinitis July 20; reinstated August 9...named Twins minor league Pitcher of the Month in August, going 3-0, 0.64 ERA (28.0 IP, 2 ER) in five starts...held left-handed batters to a .217 (31-for-143) batting average and right-handers to a .285 (119-for-417) average...led the Rock Cats in innings pitched (145.0), wins (11), strikeouts (113) and was second in starts (24)...tied for third in the Eastern League in wins, fifth in strikeouts, sixth in innings pitched and ERA (3.29)...pitched for Salt River in the Arizona Fall League, going 0-0, 1.59 ERA (5.2 IP, 1 ER) in three games (2 starts)...named 15th best prospect in Twins system by *Baseball America* entering 2015.

TWINS ALL-TIME LEADERS

GAMES AMONG LEFT-HANDERS

1. Eddie Guardado.....	648
2. Jim Kaat.....	468
3. Glen Perkins.....	409
4. Brian Duensing.....	354
5. J.C. Romero.....	327
6. Frank Viola.....	260
7. Taylor Rogers.....	258
8. Johan Santana.....	251

2013: Started season with Single-A Cedar Rapids where he made three starts before being transferred to Single-A Ft. Myers to finish the season...named Twins minor league Player of the Week May 31, tossing 7.0-shutout innings in a win vs. Bradenton...placed on 7-day Injured List with left groin strain July 4; reinstated July 11...pitched first career complete game shutout July 18 at Dunedin, allowing one hit (2-out double in the sixth), eight strikeouts and two walks in 9.0 innings; named the Florida State League Pitcher of the Week following that outing...named Twins minor league Pitcher of the Month in August, going 2-1, 0.89 ERA (40.1 IP, 4 ER) with 32 strikeouts in six starts...led Florida State League in complete games (3), tied for first in shutouts (2), second in ERA (2.55), second in fewest baserunners-per-9.0 innings, and third in wins (11)...named Florida State League Postseason All-Star...ranked 19th best prospect in Twins system by *Baseball America* entering 2014.

2012: Began first professional season with Rookie Elizabethon...spent second half of season with Single-A Beloit...combined to go 4-3, 2.27 ERA (63.1 IP, 16 ER) with 17 walks and 74 strikeouts in 15 games (10 starts) at both levels combined.

PROFESSIONAL: Selected by Twins in 11th round of 2012 First-Year Player Draft; signed by scout Rick Sellers...originally drafted by Baltimore in 37th round of 2009 First-Year Player Draft.

ROGERS' PITCHING RECORD

YEAR	CLUB	W-L	ERA	G	GS	CG	SH	SV	IP	H	R	ER	HR	HB	BB	SO	WP	K/9	BAA
2012	Elizabethton	2-1	1.80	6	6	0	0	0	30.0	20	7	6	2	3	5	39	0	11.7	.187
	Beloit	2-2	2.70	9	4	0	0	0	33.1	33	18	10	5	2	12	35	5	9.4	.248
2013	Cedar Rapids	0-1	7.20	3	3	0	0	0	10.0	14	12	8	1	0	4	10	1	9.0	.304
	Ft. Myers	11-6	2.55	22	21	3	2	0	130.2	119	46	37	5	9	32	83	8	5.7	.248
2014	New Britain	11-6	3.29	24	24	1	0	0	145.0	150	63	53	4	6	37	113	4	7.0	.268
2015	Rochester	11-12	3.98	28	27	2	0	0	174.0	190	83	77	9	4	44	126	4	6.5	.283
2016	Rochester	0-1	4.50	7	2	0	0	0	18.0	24	15	9	1	0	6	15	0	7.5	.316
	MINNESOTA	3-1	3.96	57	0	0	0	0	61.1	63	29	27	7	5	16	64	1	9.4	.260
2017	MINNESOTA	7-3	3.07	69	0	0	0	0	55.2	52	20	19	6	3	21	49	1	7.9	.246
2018	MINNESOTA	1-2	2.63	72	0	0	0	2	68.1	49	20	20	3	2	16	75	0	9.9	.206
2019	MINNESOTA	2-4	2.61	60	0	0	0	30	69.0	58	20	20	8	6	11	90	2	11.7	.225
Minor League Totals		37-29	3.33	99	87	6	2	0	541.0	550	244	200	27	24	140	421	22	7.0	.265
Major League Totals		13-10	3.04	258	0	0	0	32	254.1	222	89	86	24	16	64	278	4	9.8	.234

ROGERS' WILD CARD RECORD

YEAR	OPPONENT	W-L	ERA	G	GS	CG	SH	SV	IP	H	R	ER	HR	HB	BB	SO	WP	K/9	BAA
2017	New York-AL	0-0	0.00	1	0	0	0	0	0.1	0	0	0	0	0	0	1	0	27.0	.000

ROGERS' DIVISION SERIES RECORD


YEAR	OPPONENT	W-L	ERA	G	GS	CG	SH	SV	IP	H	R	ER	HR	HB	BB	SO	WP	K/9	BAA
2019	New York-AL	0-0	4.50	1	0	0	0	0	2.0	2	1	1	0	0	0	3	0	9.0	.286

ROGERS' CAREER FIELDING RECORD

POSITION	PCT	G	PO	A	E	TC	DP	PB
Pitcher	.927	258	16	35	4	55	3	—

ROGERS' PROFESSIONAL INJURED LIST HISTORY

DATES	INJURY	LEVEL
July 4-11, 2013	Left Groin Strain	Single-A Ft. Myers





77 FERNANDO ROMERO



RIGHT-HANDED PITCHER

H/W: 6-0/215 B/T: R/R
Opening Day Age: 25
Born: 12/24/1994 in San Juan De La Maguana, DR
Resides: San Juan De La Maguana, DR

Acquired: Signed as undrafted free agent, 11/14/11
M.L. Service: 102 days
Options Used: 3 of 4
Contract Status: Signed thru 2020

PERSONAL: Fernando Ernesto Romero...Instagram: @f_romero77...signed by Twins scouts Fred Guerrero and Hector Otero as 16-year old from San Juan De La Maguana, Dominican Republic in November of 2011...hobbies include playing pool and fishing.

2019:

- Optioned from Twins spring training (third of career) to Triple-A Rochester on March 22, where he began the season.
- Spent four stints with the Twins, pitching in seven games during April-May across two separate stints, once again in June and his final seven outings in September...nine of 14 relief appearances on the season for the Twins were scoreless.
- Placed on 7-day Injured List while with Rochester on June 20 with a lower back strain; reinstated July 12.
- Spent entire season as a reliever between Rochester and Minnesota with the exception of being an Opener July 12 for the Red Wings vs. Lehigh Valley (1.0 IP, 2 H, 3 R/O ER, 1 HR, 1 K).
- Best month came in August, posting a 3.86 ERA (16.1 IP, 7 ER) with 19 strikeouts in 12 games for the Red Wings.
- 24 of 35 appearances for Rochester lasted more than 1.0 inning; by contrast, 12 of his 15 appearances with Minnesota were 1.0 inning or less.
- Recalled by Minnesota for final time September 3.

2018: Optioned from Twins spring training (second of career) to Double-A Chattanooga March 13...did not make a start for the Lookouts and was promoted to Triple-A Rochester on April 2...made four starts for the Red Wings prior to being recalled by Minnesota on May 2...made major league debut in a start May 2, 2018 vs. Toronto, pitching 5.2-scoreless innings with four hits allowed, three walks and five strikeouts...became the first Twins pitcher to win in his debut since Felix Jorge on July 1, 2017 at Kansas City...won his second start May 7 at St. Louis, pitching 6.0-scoreless innings with three hits, three walks and nine strikeouts...began major league career with a 15.2-inning scoreless streak, second longest streak to start a career in club history since 1974, trailing just Andrew Albers (17.1 IP) in 2013...made 10 more starts for the Twins and was optioned to Rochester June 24...after three starts for the Red Wings, was recalled again by Minnesota July 14 to make one start on July 15 vs. Tampa Bay; optioned back post-game and completed the season at Rochester...led Rochester in starts (13), innings pitched (90.2), second in strikeouts (69), and tied for second in wins (5)...combined to go 8-9, 4.00 ERA (146.1 IP, 65 ER) with 51 walks and 114 strikeouts in 27 games (24 starts) between Minnesota and Rochester.

2017: Optioned from Twins spring training to Double-A Chattanooga March 13 where he spent the entire season...pitched first professional complete game June 25 vs. Pensacola, pitching 7.0-shutout innings with three hits allowed, three walks and six strikeouts...named Southern League Midseason All-Star...named Twins minor league Player of the Week July 29, going 2-0, 0.90 ERA (10.0 IP, 1 ER) with four walks and 15 strikeouts in two starts for the Lookouts...combined to go 6-1, 1.68 (53.2 IP, 10 ER) in 10 starts between June and July combined...placed on 7-day Injured List with right shoulder impingement August 24, ending his season...held right-handed hitters to a .239 average and left-handed hitters to a .276 average...tied for seventh in all of Double-A in wins (11)...named sixth best prospect in Twins system by *Baseball America* entering 2018.

2016: Began season with Single-A Cedar Rapids on 7-day Injured List (right elbow surgery); reinstated May 20...named Midwest League Pitcher of the Week May 22, making one start against Quad Cities (May 20), pitching 5.0 no-hit innings, with no walks and four strikeouts; it marked his first start since returning from "Tommy John" surgery in 2014...made five starts for the Kernels and was promoted to Single-A Ft. Myers June 22...named Twins minor league Player of the Week August 13, making one start against Charlotte (August 12), pitching 7.0 shutout innings, with six hits allowed, no walks and a career-high 11 strikeouts...combined to go 9-3, 1.89 ERA (90.1 IP, 19 ER) with 15 walks and 90 strikeouts in 16 starts between Cedar Rapids and Ft. Myers...held right-handed batters to a .187 (29-for-155) average and left-handed batters to a .215 (37-for-172) average...added to Twins 40-man roster November 18...ranked fourth best prospect and best fastball in Twins system by *Baseball America* entering 2017.

2015: Missed entire season on the Injured List recovering from elbow surgery on July 22, 2014...ranked 29th best prospect in the Twins system by *Baseball America* entering 2016.

2014: Made three starts for Single-A Cedar Rapids before being placed on the 7-day Injured List with a right elbow UCL sprain June 27, missing the remainder of the season...named the 24th best prospect in the Twins system by *Baseball America* entering 2015.

2013: Ranked the 12th best prospect in the Twins system by *Baseball America* entering 2014.

2012: Spent first professional season with DSL Twins, going 1-4, 4.65 ERA (31.0 IP, 16 ER) with 14 walks and 28 strikeouts in 14 games (6 starts).

PROFESSIONAL: Signed as undrafted free agent November 4, 2011; signed by scouts Fred Guerrero and Hector Otero.

CAREER HIGHS

IP: 7.0, 5/25/18 at SEA
SO: 9, 5/7/18 at STL
Walks: 3, 4x, last 9/22/19 vs. KC
CG: - -
Low-Hit CG: - -
Win-Streak: 2, 5/2-5/7/18



ROMERO'S PITCHING RECORD

YEAR	CLUB	W-L	ERA	G	GS	CG	SH	SV	IP	H	R	ER	HR	HB	BB	SO	WP	K/9	BAA
2012	DSL Twins	1-4	4.65	14	6	0	0	0	31.0	26	19	16	0	3	14	28	6	8.1	.224
2013	GCL Twins	2-0	1.60	12	6	0	0	0	45.0	32	12	8	0	3	13	47	2	9.4	.196
2014	Cedar Rapids	0-0	3.00	3	3	0	0	0	12.0	13	4	4	1	0	5	9	2	6.8	.289
2015		DID NOT PLAY - INJURED																	
2016	Cedar Rapids	4-1	1.93	5	5	0	0	0	28.0	18	6	6	0	1	5	25	3	8.0	.186
	Ft. Myers	5-2	1.88	11	11	0	0	0	62.1	48	15	13	1	3	10	65	2	9.4	.211
2017	Chattanooga	11-9	3.53	24	23	1	1	0	125.0	124	59	49	4	10	45	120	4	8.6	.256
2018	Rochester	5-6	3.57	16	13	0	0	0	90.2	85	40	36	5	3	32	69	3	6.8	.247
	MINNESOTA	3-3	4.69	11	11	0	0	0	55.2	60	31	29	6	7	19	45	7	7.3	.279
2019	Rochester	2-4	4.37	35	1	0	0	4	57.2	53	36	28	7	7	29	63	12	9.8	.245
	MINNESOTA	0-1	7.07	15	0	0	0	0	14.0	19	12	11	2	1	11	18	5	11.6	.317
Minor League Totals		30-26	3.19	120	68	1	1	4	451.2	399	191	160	18	30	153	426	34	8.5	.236
Major League Totals		3-4	5.17	26	11	0	0	0	69.2	79	43	40	8	8	30	63	12	8.1	.287

ROMERO'S CAREER FIELDING RECORD

POSITION	PCT	G	PO	A	E	TC	DP	PB
Pitcher	.923	26	4	8	1	13	0	—

ROMERO'S CAREER BATTING RECORD

BATTING	AVG	AB	R	H	2B	3B	HR	RBI	SH	SF	HB	BB	SO	SB	OBP	OPS
Career	.000	3	0	0	0	0	0	0	0	0	0	0	3	0	.000	.000

ROMERO'S PROFESSIONAL INJURED LIST HISTORY

DATES	INJURY	LEVEL
June 20-July 12, 2019	Low Back Strain	Triple-A Rochester
August 27-end of 2017 season	Right Shoulder Impingement	Double-A Chattanooga
June 24, 2014-May 20, 2016	Right UCL - Tommy John Surgery	Single-Cedar Rapids

TWINS LONGEST GAMES BY INNING

DATE	OPPONENT	INN	TIME	SCORE	WINNER	LOSER
8-31-93	Cleveland	22	6:17	5-4	Merriman	Grimley
5-12-72	Milwaukee	22	5:47	3-4	Colborn	Blyleven
8-9-67	Washington	20	5:40	7-9	Baldwin	Roland
8-25-76	at New York-AL	19	5:27	4-5	Jackson	Burgmeier
7-26-67	at New York-AL	18	4:35	3-2	Worthington	Tillotson
7-19-69	at Seattle	18	5:41	11-7	Perry	Gelnar
9-6-69	at Oakland	18	5:17	8-6	Kaat	Lauzerique
8-8-04	Oakland	18	4:57	5-6	Hammond	Mulholland
6-27-19	Tampa Bay	18	5:42	2-5	Yarbrough	Harper
4-9-69	at Kansas City	17	4:32	3-4	Burgmeier	Miller
8-28-76	at Cleveland	17	4:55	3-4	Buskey	Hughes
9-17-77	at Texas	17	5:12	4-5	Barker	Carrithers
5-7-95	at Cleveland	17	6:36	9-10	Poole	Guthrie
6-18-19	Boston	17	5:45	4-3	Littell	Johnson
7-25-69	at Cleveland	16	4:26	4-2	Perranoski	Paul
7-12-75	at New York-AL	16	5:11	7-8	Martinez	Burgmeier
4-20-82	at Oakland	16	5:03	3-4	Beard	Castillo
6-11-86	Texas	16	4:32	2-6	Williams	Jackson
5-4-04	at Seattle	16	4:48	3-4	Villone	Greisinger
8-15-05	at Chicago-AL	16	5:09	9-4	Romero	Adams
7-3-09	Detroit	16	5:07	9-11	Dolsi	Dickey
4-24-16	at Washington	16	5:56	5-6	Perez	Tonkin
4-18-18	Cleveland	16	5:13	2-1	Busenitz	Tomlin



54 SERGIO ROMO



RIGHT-HANDED PITCHER

H/W: 5-11/185 B/T: R/R
Opening Day Age: 37
Born: 3/4/1983 in Brawley, CA
Resides: San Francisco, CA

Acquired: Via Trade with Miami (7/27/2019)
M.L. Service: 11 years, 97 days
Options Used: 0 of 3
Contract Status: Signed thru 2020 (club option for 2021)

PERSONAL: Sergio Francisco Romo...Twitter: @SergioRomo54...Instagram: @sergioromo54...has four sons...attended Brawley Union High School (CA)...was not recruited out of high school...attended Orange Coast Community College (CA), then transferred to Arizona Western Junior College and pitched there for two years...transferred to University of North Alabama, and then Colorado Mesa University, and compiled a 24-4 record in two seasons at the Division II level...appeared for Mexico in the 2013 and 2017 World Baseball Classics...his father, Frank, was born to a Mexican farm laborer who immigrated to the United States when Frank was a baby...Frank played for a semi-pro team in Mexicali, close to the family's home in Brawley...rode BMX bikes in high school, going as far as saving \$400 from a paper route to buy a BMX bike...as a sophomore in high school, suffered a concussion and a broken collarbone when he came out of a flip and landed on his head...was airlifted to a trauma center, where doctors initially believed he was paralyzed...did not regain full consciousness for four days after the accident.

CAREER HIGHLIGHTS: Enters 2020 fifth among actives in holds (178), fifth in games (708) and 15th in saves (129)...one of four active pitchers with at least 100 career saves and 100 career holds, alongside David Robertson (137 SV/147 HLD), Fernando Rodney (327 SV/114 HLD) and Joakim Soria (221 SV/102 HLD)...is a three-time World Series Champion with San Francisco in 2010, 2012 and 2014...has appeared in 65-plus games seven times ('10, '11, '12, '13, '15, '18 & '19); one of four active pitchers with at least seven seasons of 65-plus appearances (Tyler Clippard - 9 such seasons, Fernando Rodney - 8, Tony Watson - 7)...set a career high with 73 appearances for Tampa Bay in 2018, which ranked tied for fourth in the American League; also set a career-high with 75 strikeouts, surpassing his 71 in 2015...on July 25, 2018 vs. the New York Yankees, became first AL pitcher to appear defensively at another position (third base) and record a save since Milwaukee's Chuck Crim on June 6, 1989 at Toronto (first base)...was fourth among NL relievers in 2012 with a 1.79 ERA (55.1 IP, 11 ER), and won Gibbs Award by MLB.com for Setup Man of the Year.

POSTSEASON CAREER: Was a three time World Series Champ with San Francisco in 2010, 2012 and 2014...is 3-1 with a 3.55 ERA (25.1 IP, 10 ER) in 29 career Postseason appearances...**2019:** Appeared in two games for the Twins in ALDS vs. New York-AL, allowing two runs on two hits in 2.0 innings pitched, pitching in Game 2 and Game 3...**2016:** Pitched in two games for the Giants in NLDS vs. Chicago, allowing runs in both and posting a 13.50 ERA (2.0 IP, 3 ER)...**2014:** Posted a 1.29 ERA (7.0 IP, 1 ER) in nine Postseason appearances during Giants' run to 2014 World Series title (his third title with the Giants), holding right-handers to a .111 average (2-for-18) with seven strikeouts...suffered first career Postseason loss in Game 2 of the NLCS at St. Louis, surrendering a walk-off home run to Kolten Wong...**2012:** Posted a 0.84 ERA (10.2 IP, 1 ER) and converted four save chances in 10 appearances, as San Francisco won its second World Series title in three seasons...won Game 3 and earned the save in the decisive Game 5 of the NLDS against Cincinnati...earned the save in all three appearances in World Series against Detroit, winning the Series for the second time in three years...struck out the side in Game 4, ending the World Series with a strikeout of Miguel Cabrera...became just the seventh pitcher in baseball history to record three-or-more saves in a World Series, joining New York-AL's John Wetteland (4 in 1996), Pittsburgh's Roy Face (3 in 1960), Pittsburgh's Kent Tekulve (3 in 1979), New York-AL's Mariano Rivera (3 in 1998), Anaheim's Troy Percival (3 in 2002) and Boston's Jonathan Papelbon (3 in 2007)...**2010:** Helped the Giants win their first World Series title since 1954 as he went 1-0 with a 7.36 ERA (3.2 IP, 3 ER) in six games in the Postseason...earned the win in Game 3 of the NLDS at Atlanta as the Giants came back in the top of the ninth and gave him the win in a 3-2 San Francisco victory.

2019:

- Began season with Miami after signing a one-year contract February 15, 2019.
- Blew only save for the Marlins May 21 at Detroit, making him 17-for-18 with Miami.
- Acquired by Twins via trade with Marlins July 27 along with right-handed pitcher Chris Vallimont and a Player to be Named Later, in exchange for infielder Lewin Diaz.
- Converted 12 straight save opportunities from May 22-August 13, posting a 2.22 ERA (28.1 IP, 7 ER) with a .198 opponent batting average during that span...marked the third longest save streak of career.
- Allowed just three home runs in his 42 appearances from June 15, including a homerless stretch from June 15-August 4 (19.0 IP).
- Earned first save as Twin August 2 vs. Kansas City, pitching 1.1 scoreless innings with one hit, no walks and two strikeouts.
- Appeared in 700th career game September 7 vs. Cleveland.
- Twisted left knee - his landing leg - finishing an inning September 7 vs. Cleveland...was helped off the field by trainers but told media post-game it was something he has dealt with most of career and doesn't affect him.
- Became Twins primary set-up man in front of Taylor Rogers, recording 12 holds in 19 appearances from August 18-end of season.
- Was only pitcher in baseball with at least 20 saves and at least 15 holds.

CAREER HIGHS

IP: 3.0, 2x, last: 9/21/08 at LAD
SO: 4, 7/23/13 vs. CIN
Walks: 4, 5/14/19 vs. TB
CG: --
Low-Hit CG: --
Save-Streak: 15, 2x, last 9/22/13-5/9/14



- Threw his slider 59.6% of the time, third highest mark in baseball.
- Ranked second in baseball in O-Swing% (percentage of pitches swung at outside strikezone) at 40.5%, trailing only Houston's Ryan Pressly (40.6%).

2018: Set a career high with 73 appearances for Tampa Bay, which ranked tied for fourth in the American League...also set a career-high with 75 strikeouts, surpassing his 71 in 2015...25 saves were second-most in career, trailing only his 38-save campaign in 2013 with SF...did not earn first of his 25 saves until May 29 at Oakland; from that date on, ranked sixth in the majors (fourth in AL) in saves...made five starts as the Opener, marking the first major league starts of his career; according to *Stats LLC*, his 588 relief appearances prior to his first start were the fourth-most all-time, behind Troy Percival (638), Todd Jones (632), and Chuck McLeroy (603)...became only third pitcher in MLB history with as many as five starts and 25 saves in the same season, joining New York-NL's *Jenny Mejia* (7/28 in 2014) and Chicago-NL's *Ryan Dempster* (6/33 in 2004)...posted a 1.40 ERA (38.2 IP, 6 ER) in 41 appearances from June 1-September 14...surrendered first grand slam of career on April 20 vs. Minnesota (Eddie Rosario), in his 577th appearance...made first two career starts on May 19 and 20, becoming first pitcher to start back-to-back days since Zack Greinke in 2012...according to the Elias Sports Bureau, from May 19-June 17 he became first pitcher since Miguel Batista in 2004 to have five starts and three saves in a 30-day span, and from May 19-27 became first pitcher with four starts in a nine-day span since Claude Osteen in 1975...on July 25 vs. the Yankees, recorded final two outs of the eighth inning, moved to third base to start the ninth, and returned to the mound for the save, becoming first pitcher to also appear at third base in a game since Philadelphia's *Bill Wilson* on August 6, 1971 at Pittsburgh...also became first AL pitcher to appear defensively at another position and record a save since Milwaukee's *Chuck Crim* on June 6, 1989 at Toronto (first base)...from August 7-9 vs. Baltimore, became first pitcher in Tampa Bay history to record a win, loss, and save in a three-game series, and first in MLB since Cleveland's *Cody Allen* in 2014...finished the season 3-4-25 with a 4.14 ERA (67.1 IP, 31 ER) in 73 games (5 starts)...signed as a free agent with the Tampa Bay Rays on February 13.

2017: Split 2017 between Los Angeles-NL and Tampa Bay; traded July 22 for a player to be named later...posted 6.12 ERA (25.0 IP, 17 ER) in 30 outings for Dodgers before July 22 trade, and had 1.47 mark (30.2 IP, 4 ER) in 25 outings for Rays...had 0.43 ERA (21.0 IP, 1 ER) in last 17 outings beginning August 12, the lowest ERA in the majors in that span (min. 15.0 IP)...from May 28-August 12, set career high with streak of 20 consecutive appearances with a strikeout...between two teams, yielded a career-high tying nine home runs (broken in 2018)...pitched for the Charros de Jalisco in the Mexican Pacific League for second consecutive season...also pitched for Team México in the World Baseball Classic, going 0-0 with a 20.25 ERA (1.1 IP, 3 ER) in two games...also pitched for team in 2013 WBC.

2016: Limited to career-low 30.2 innings due to a right flexor strain (missed 77 games)...had a 1.42 ERA (19.0 IP, 3 ER) over final 26 outings starting August 3...overall, owned a 2.64 ERA (30.2, 9 ER) in 40 games, while playing his final season in San Francisco...pitched in two games in NLDS vs. Chicago-NL, allowing runs in both...allowed a game-tying, two-run home run to *Kris Bryant* in a 6-5, 13-inning win...however, allowed RBI double to *Ben Zobrist* in season-ending Game 4 loss (was only batter faced).

MLB PITCHING LEADERS

HOLDS AMONG ACTIVES

1. Tony Watson.....	217
2. Tyler Clippard.....	215
3. Joe Smith.....	211
4. Luke Gregerson.....	189
5. Sergio Romo.....	178

2015: Ranked second in majors with 34 holds (*PIT's Tony Watson*, 41)...stranded 81.6 percent of inherited runners, eighth among NL relievers...limited right-handed hitters to a .170 average (25-for-147)...finished the season with an 0-5-2 record, despite pitching to a 2.98 ERA (57.1 IP, 19 ER) in 70 games (career-high at the time)...also set a career-high (broken in 2018) with 71 strikeouts.

2014: Allowed a career-high 24 runs and a career-high tying nine home runs; his home runs allowed tied for fifth-most among NL relievers...began season as the Giants' closer, but moved to earlier innings after yielding nine runs over five games (4.1 IP) from June 13-28, including three blown saves...posted a 1.29 ERA (7.0 IP, 1 ER) in nine Postseason appearances during Giants' run to 2014 World Series loss in Game 2 of the NLCS at St. Louis, surrendering a walk-off home run to *Ketel Wong*.

2013: Finished season with 38 saves, tied for third in the National League behind *Craig Kimbrel* (50) and *Rafael Soriano* (43)...became fifth pitcher in Giants history with at least 35 saves in a season, joining *Rob Nen* (5 such seasons), *Brian Wilson* (4), *Rod Beck* (3) and *Tim Worrell* (1)...pitched in his first World Baseball Classic, pitching for Team México, as his father, *Frank*, was born to a Mexican farm laborer who immigrated to the United States when *Frank* was a baby...made two appearances, going 1-for-2 in save chances...blew a save opportunity against Italy after allowing a go-ahead, two-run double to Cubs infielder *Anthony Rizzo*...did go on to pitch a perfect ninth inning against Team USA later in the tournament...made his first and only All-Star team, after pitching to a 3-4-21 record and a 2.86 ERA (34.2 IP, 11 ER) and 38 strikeouts, as NL manager *Bruce Bochy* chose *Romo* to replace Pittsburgh's *Jeff Locke*, who could not play due to injury.

2012: Finished the season with a 1.79 ERA (55.1 IP, 11 ER) and 63 strikeouts to just 10 walks...the 1.79 ERA finished fourth-best among NL relievers, behind only Atlanta's *Craig Kimbrel* (1.51), Cincinnati's *Aroldis Chapman* (1.51) and Atlanta's *Eric O'Flaherty* (1.73)...became second SF reliever to post back-to-back seasons of sub-2.00 ERA's joining teammate *Santiago Casilla*, 2010-11, (min. 40.0 IP)...did not allow a run in his first 13 appearances, entering the All-Star Break with a 0.72 ERA (25.0 IP, 2 ER) in 31 games...won the *Gibby Award* for Setup Man of the Year, presented by MLB.com...went 1-0 with a 0.84 ERA (10.2 IP, 1 ER) in 10 Postseason games, converting all four save opportunities he was given...won Game 3 and earned the save in the decisive Game 5 of the NLDS against Cincinnati...earned the save in all three appearances he made in 2012 World Series against Detroit, winning the Series for the second time in three years...struck out the side in Game 4, ending the World Series with a strikeout of Hall of Fame hopeful *Miguel Cabrera*...became just the seventh pitcher in baseball history to record three-or-more saves in a World Series, joining New York-AL's *John Wetteland* (4 in 1996), Pittsburgh's *Roy Face* (3 in 1960), Pittsburgh's *Kent Tekulve* (3 in 1979), New York-AL's *Mariano Rivera* (3 in 1998), Los Angeles-AL's *Troy Percival* (3 in 2002) and Boston's *Jonathan Papelbon* (3 in 2007).

2011: Pitched a career-best 1.50 ERA (48.0 IP, 8 ER) in 65 games...ranked third in the NL in ERA and first in the majors with a 0.71 WHIP and 14.00 SO/BB ratio (min. 30.0 IP)...the 1.50 ERA was the lowest by a Giant since *Rob Nen* (also 1.50) in 2000, while his 14.00 SO/BB ratio was the highest in franchise history, and highest since Oakland's *Dennis Eckersley*'s 18.25 SO/BB in 1990...threw 71.3 percent of his pitches for strikes, second-best in the majors, behind only BAL/TEX reliever *Koji Uehara* (72.0%)...had a 15-game stretch from July 4-August 6 in which he retired 31 consecutive batters, while he had a stretch of 28 appearances (21.2 IP) without allowing a run from June 30-Sept. 23...spent some time on the Injured List (August 10-27) with right elbow inflammation.

2010: Threw a then-career-high 62.0 IP (broken in 2018 with TB), recording a 5.00 SO/BB ratio, sixth-best among National League relievers...finished the year 5-3 with a 2.18 ERA (15 ER)...helped the Giants win their first World Series title since 1954 as he went 1-0 with a 7.36 ERA (3.2

MLB PITCHING LEADERS

GAMES AMONG ACTIVES

1. Fernando Rodney.....	951
2. Joe Smith.....	782
3. Tyler Clippard.....	751
4. Joakim Soria.....	710
5. Sergio Romo.....	708

IP, 3 ER) in six games in the Postseason...earned the win in Game 3 of the NLDS at Atlanta as the Giants came back in the top half of the ninth and gave him the win in a 3-2 San Francisco victory.

2009: Missed the first two months of the season with a right elbow sprain that he suffered in spring training...came back to finish the season with a 3.97 ERA (34.0 IP, 15 ER) and 41 strikeouts in 45 games...earned his first career save on July 7 vs. Florida, striking out Dan Uggla and Jorge Cantú to clinch a 3-0 win.

2008: Played for the Aguilas de Mexicali in the Mexican Pacific League before beginning the regular season with Double-A Connecticut (San Francisco), going 1-3 with a 4.00 ERA (27.0 IP, 12 ER)...was promoted to Triple-A Fresno, where he'd throw 6.0 scoreless innings over three games...made his Major League debut on June 26 at Cleveland, throwing a perfect eighth inning, including strikeouts of Casey Blake and David Delluc...would earn his first win later that season on August 1 at San Diego, throwing a scoreless bottom of the ninth before the Giants would score the winning run in the top of the 10th, with Brian Wilson closing the game...didn't allow a run in 13 appearances, spanning 17.2 IP, from July 28-Sept. 28 (end of the season)...was ranked by *Baseball America* as the 10th-best Giants prospect following the season.

2007: Spent the entire 2007 season with Single-A San Jose (San Francisco), where he pitched exclusively as a reliever for the first time in his career...his 14.38 SO/9 ratio led full-season relievers...was named the Relief Pitcher of the Year for all Single-A Advanced teams by MLB.com following the season...participated in the Arizona Fall League, pitching for the Scottsdale Scorpions, posting a 0.64 ERA (14.0 IP, 1 ER) in nine games.

2006: Pitched for Single-A Augusta (San Francisco), going 10-2 in 31 games (10 starts) with a 2.53 ERA (103.1 IP, 29 ER), 95 strikeouts and an opponents' batting average of .208 (78 hits)...was named a Midseason All-Star after posting a 5-1 record and a 3.21 ERA (53.1 IP, 19 ER) in the first half, before finishing the season with a 5-1 record and a 1.80 ERA (50.0 IP, 10 ER) in the second half.

2005: Made his professional pitching debut with Short-Season A Salem-Keizer (San Francisco) of the Northwest League, going 7-1 with a 2.75 ERA (68.2 IP, 21 ER) in 15 games (14 starts) with 65 strikeouts to just nine walks...his seven wins led the NWL that season.

PROFESSIONAL: Drafted by San Francisco in the 28th round (852nd overall) of the 2005 First-Year Player Draft out of Colorado Mesa University.

ROMO'S PITCHING RECORD

YEAR	CLUB	W-L	ERA	G	GS	CG	SH	SV	IP	H	R	ER	HR	HB	BB	SO	WP	K/9	BAA
2005	Salem-Keizer	7-1	2.75	15	14	0	0	0	68.2	70	24	21	7	3	9	65	1	8.5	.261
2006	Augusta	10-2	2.53	31	10	0	0	4	103.1	78	33	29	9	5	19	95	2	8.3	.208
2007	San Jose	6-2	1.36	41	0	0	0	9	66.1	35	12	10	4	1	15	106	2	14.4	.155
2008	SAN FRANCISCO	3-1	2.12	29	0	0	0	0	34.0	16	13	8	3	3	8	33	0	8.7	.138
	Connecticut	1-3	4.00	24	0	0	0	11	27.0	22	15	12	1	2	7	30	0	10.0	.229
	Fresno	0-0	0.00	3	0	0	0	0	6.0	3	0	0	0	0	2	7	0	10.5	.150
2009	SAN FRANCISCO	5-2	3.97	45	0	0	0	2	34.0	30	15	15	1	1	11	41	2	10.9	.233
	San Jose	0-0	0.00	3	1	0	0	0	4.2	2	0	0	0	0	2	6	0	11.6	.133
	Fresno	0-0	0.00	3	0	0	0	0	3.0	2	1	0	0	0	0	3	1	9.0	.167
2010	SAN FRANCISCO	5-3	2.18	68	0	0	0	0	62.0	46	16	15	6	4	14	70	0	10.2	.204
2011	SAN FRANCISCO	3-1	1.50	65	0	0	0	1	48.0	29	8	8	2	0	5	70	0	13.1	.173
	AZL Giants	0-0	0.00	1	1	0	0	0	1.0	1	0	0	0	0	0	3	0	27.0	.250
2012	SAN FRANCISCO	4-2	1.79	69	0	0	0	14	55.1	37	11	11	5	3	10	63	2	10.2	.185
2013	SAN FRANCISCO	5-8	2.54	65	0	0	0	38	60.1	53	20	17	5	1	12	58	1	8.7	.226
2014	SAN FRANCISCO	6-4	3.72	64	0	0	0	23	58.0	43	24	24	9	4	12	59	2	9.2	.203
2015	SAN FRANCISCO	0-5	2.98	70	0	0	0	2	57.1	51	20	19	3	1	10	71	4	11.1	.235
2016	SAN FRANCISCO	1-0	2.64	40	0	0	0	4	30.2	26	9	9	5	0	7	33	1	9.7	.236
	San Jose	0-0	0.00	4	0	0	0	0	5.0	2	0	0	0	0	1	8	0	14.4	.118
	Sacramento	1-1	5.68	7	0	0	0	0	6.1	8	4	4	1	0	0	11	0	15.6	.296
2017	LOS ANGELES-NL	1-1	6.12	30	0	0	0	0	25.0	23	17	17	7	0	12	31	0	11.2	.240
	TAMPA BAY	2-0	1.47	25	0	0	0	0	30.2	19	6	5	2	1	7	28	2	8.2	.178
	Rancho Cucamonga	0-0	3.00	2	2	0	0	0	3.0	3	1	1	0	0	0	2	0	6.0	.300
2018	TAMPA BAY	3-4	4.14	73	5	0	0	25	67.1	65	31	31	11	2	20	75	2	7.9	.253
2019	MIAMI	2-0	3.58	38	0	0	0	17	37.2	33	18	15	4	0	13	33	2	7.9	.236
	MINNESOTA	0-1	3.18	27	0	0	0	3	22.2	17	9	8	3	2	4	27	1	10.7	.198
Minor League Totals		25-9	2.35	134	28	0	0	24	294.1	226	90	77	22	11	55	336	6	10.3	.211
Major League Totals		40-32	2.92	708	5	0	0	129	623.0	488	217	202	66	22	145	692	19	10.0	.212

ROMO'S CAREER FIELDING RECORD

POSITION	PCT	G	PO	A	E	TC	DP	PB
Pitcher	.973	708	16	55	2	73	1	---
Third Base	---	1	0	0	0	0	0	---
Totals	.973	709	16	55	2	73	1	---

ROMO'S CAREER BATTING RECORD

YEAR	AVG	AB	R	H	2B	3B	HR	RBI	SH	SF	HBP	BB	SO	SB	OBP	OPS
Career	.000	7	0	0	0	0	0	0	0	0	0	0	5	0	.000	.000

ROMO'S DIVISION SERIES RECORD

YEAR	OPPONENT	W-L	ERA	G	GS	CG	SH	SV	IP	H	R	ER	HR	HB	BB	SO	WP	K/9	BAA
2010	Atlanta	1-0	40.50	2	0	0	0	0	0.2	3	3	3	1	0	0	0	0	0.0	0.600
2012	Cincinnati	1-0	2.08	3	0	0	0	1	4.1	2	1	1	0	0	0	1	0	2.1	.133
2014	Washington	0-0	0.00	3	0	0	0	0	3.0	2	0	0	0	0	0	2	0	6.0	.182
2016	Chicago-NL	0-0	13.50	2	0	0	0	0	2.0	2	3	3	1	0	1	2	0	9.0	.222
2019	New York-AL	0-0	9.00	2	0	0	0	0	2.0	2	2	2	1	0	2	1	0	4.5	.250
Division Series Totals		2-0	6.75	12	0	0	0	1	12.0	11	9	9	3	0	3	6	0	4.5	.234

ROMO'S CHAMPIONSHIP SERIES RECORD

YEAR	OPPONENT	W-L	ERA	G	GS	CG	SH	SV	IP	H	R	ER	HR	HB	BB	SO	WP	K/9	BAA
2010	Philadelphia	0-0	0.00	3	0	0	0	0	2.1	2	0	0	0	0	0	3	0	11.57	.222
2012	St. Louis	0-0	0.00	4	0	0	0	1	3.1	2	0	0	0	0	0	3	1	8.10	.167
2014	St. Louis	1-1	5.40	4	0	0	0	0	1.2	2	1	1	1	0	0	1	0	5.40	.286
Championship Series Totals		1-1	1.23	11	0	0	0	1	7.1	6	1	1	1	0	1	7	1	8.59	.214

ROMO'S WORLD SERIES RECORD

YEAR	OPPONENT	W-L	ERA	G	GS	CG	SH	SV	IP	H	R	ER	HR	HB	BB	SO	WP	K/9	BAA
2010	Texas	0-0	0.00	1	0	0	0	0	0.2	1	0	0	0	0	1	3	0	13.50	.500
2012	Detroit	0-0	0.00	3	0	0	0	3	3.0	0	0	0	0	0	0	5	0	15.00	.000
2014	Kansas City	0-0	0.00	2	0	0	0	0	2.1	2	0	0	0	0	0	4	0	15.43	.222
World Series Totals		0-0	0.00	6	0	0	0	3	6.0	3	0	0	0	0	0	10	0	15.00	.150

ROMO'S PROFESSIONAL INJURED LIST HISTORY

DATES	INJURY	LEVEL
June 8-19, 2017	Left Ankle Sprain	Los Angeles-NL
April 11-July 4, 2016	Right Forearm Strain	San Francisco
August 10-28, 2011	Right Elbow Inflammation	San Francisco
March 26-May 29, 2009	Right Elbow Sprain	San Francisco
May 6-16, 2008	Left Knee Sprain	Single-A Oneonta
August 23-end of 2006 season	Right Hand Fracture	Single-A Augusta





50 BRENT ROOKER

NON-ROSTER INVITE



OUTFIELDER

H/W: 6-3/225 B/T: R/R
 Opening Day Age: 25
 Born: 11/1/1994 in Germantown, TN
 Resides: Franklin, TN

Acquired: 1st RD (35th overall) of 2017 MLB Draft
 M.L. Service: None
 Options Used: 0 of 3
 Contract Status: Signed thru 2020

PERSONAL: Terry Brent Rooker, Jr...Twitter: @Brent_Rooker19...Instagram: @brent_rooker19...graduate of Evangelical Christian School in Germantown, TN...hit .430 with nine home runs as a senior...also led ECS to the Division 2-A State Championship Game in football as starting quarterback, collecting 3,300 yards of total offense with 33 touchdowns...named a 2013 Tennessee Mr. Football finalist after setting 18 school records...also played on the basketball team...played three seasons at Mississippi State University, hitting .344 (181-for-526) with 104 runs scored, 48 doubles, five triples, 36 home runs and 148 RBI in 159 games...in spare time, enjoys playing golf and watching movies...participated in 2020 Twins Winter Caravan.

2019:

- Was an invite to Twins spring training, the first of career; reassigned to minor league camp March 8 and began season at Triple-A Rochester.
- Named Twins minor league Player of the Week June 23, hitting .429 (9-for-21) with two doubles, three home runs, 10 RBI, four walks and a 1.488 OPS for the Red Wings.
- Hit .337 (33-for-98) with nine doubles, six home runs, 28 RBI, 27 walks and a 1.120 OPS in 30 June games.
- Named International League Midseason All-Star.
- Placed on 7-day Injured List with a right groin contusion July 14.
- Finished the season playing in two rehab games with GCL Twins in late August.
- Played all his games defensively in leftfield -- 56 games, 55 starts.
- Hit .312 (53-for-170) vs. right-handed pitching and .203 (13-for-64) vs. left-handed pitching.
- Despite playing in only 65 games, ranked third on Red Wings in RBI (47), and fourth in home runs (14) and walks (35).
- Named outfielder on Twins MiLB.com organization All-Star team.
- Played for Team USA in the WBSC Premier12 in November, hitting .300 (6-for-20) with one double, three home runs, five RBI and three runs scored.

2018: Spent entire season with Double-A Chattanooga...named Twins minor league Player of the Week for the first of three times on the season May 19, hitting .290 (9-for-31) with two doubles, two home runs and eight RBI in seven games...named Twins minor league Player of the Week for the second time on June 9, hitting .400 (10-for-25) with one double, one triple, one home run, six RBI and eight walks in seven games...named Southern League All-Star...named Southern League Player of the Week and Twins minor league Player of the Week (3rd on season) July 29, hitting .407 (11-for-27) with two doubles, three home runs, six RBI and six walks in seven games...played 47 games (46 starts) at first base and 44 games (all starts) in leftfield...led the Lookouts in games (130), hits (128), home runs (22), RBI (79), doubles (32), walks (56), and total bases (234)...led the Southern League in RBI; ranked second in home runs, total bases and hits; and fourth in games...named to MiLB.com's Twins organization All-Star team...named sixth-best prospect in the Twins system by *Baseball America* entering 2019.

2017: Began season with Rookie-Elizabethton...hit two home runs in his first four games with the E-Twins...transferred to Single-A Ft. Myers July 18...named Florida State League Player of the Week twice: August 13 and August 27...named Twins minor league Player of the Week August 12, hitting .348 (8-for-23) with three home runs and 12 RBI in six games...named Twins minor league Player of the Month for August, hitting .341 (29-for-85) with four doubles, nine home runs and 31 RBI in 23 games...following the season named an MiLB.com organization All-Star.

AMATEUR CAREER: Attended Mississippi State University from 2015-17...in 2017, finished his redshirt junior season hitting .387 (96-for-248) with 30 doubles, three triples, 23 home runs and 82 RBI in 67 games, winning the Triple Crown in the SEC...was named a finalist for the Dick Howser Trophy as collegiate baseball player of the year after being named the SEC Player of the Year and First-Team All-SEC.

PROFESSIONAL: Selected by Minnesota in Compensation Round A (35th overall) in 2017 First-Year Player Draft; signed by scout Derrick Dunbar...originally drafted by Minnesota in 38th round of 2016 First-Year Player Draft out of Mississippi State but elected to stay at college.

ROOKER'S PLAYING RECORD

YEAR	CLUB	AVG	G	AB	R	H	2B	3B	HR	RBI	SH	SF	HB	BB	SO	SB	CS	OBP	OPS
2017	Elizabethton	.282	22	85	19	24	5	0	7	17	0	2	1	11	21	2	2	.364	.952
	Ft. Myers	.280	40	143	23	40	6	0	11	35	0	0	3	16	47	0	0	.364	.917
2018	Chattanooga	.254	130	503	72	128	32	4	22	79	0	4	5	56	150	6	1	.333	.798
2019	GCL Twins	.333	2	6	2	2	0	0	0	0	0	0	0	1	0	0	0	.429	.762
	Rochester	.281	65	228	41	64	16	0	14	47	0	1	10	35	95	2	0	.398	.933
Minor League Totals		.267	259	965	157	258	59	4	54	178	0	7	19	119	313	10	3	.357	.861

ROOKER'S PROFESSIONAL INJURED LIST HISTORY

DATES	INJURY	LEVEL
July 14-end of 2019 season	Right Groin Contusion	Triple-A Rochester
May 17-June 1, 2019	Left Wrist Strain	Triple-A Rochester



80 BEN RORTVEDT

NON-ROSTER INVITE

CATCHER

H/W: 5-10/205 B/T: L/R
 Opening Day Age: 22
 Born: 9/25/1997 in Madison, WI
 Resides: New Glarus, WI

Acquired: 2nd RD of 2016 MLB Draft
 M.L. Service: None
 Options Used: 0 of 3
 Contract Status: Signed thru 2020

PERSONAL: Benjamin Thomas Rortvedt (pronounced rort-vee)...Twitter: @rortvedt22...Instagram: @rortvedt22...2016 graduate of Verona Area High School in Verona, Wisconsin...as a senior, hit .406 with five doubles, three triples and 10 RBI...as a junior in 2015, he batted .437 with 10 doubles, two triples, five home runs and 29 runs batted in with a .770 slugging percentage...earned Wisconsin Baseball Coaches Association All-State First-Team as a junior...also played football for Verona as a running back, linebacker, kicker and punter...was ranked as the best offensive high school catcher and 52nd overall prospect in the draft by MLB.com; the 55th overall prospect in the draft by *Baseball America*; and the second best catcher in the draft by Perfect Game.

2019:

- Was invite to Twins spring training, first of career; reassigned to minor league camp March 8 and began season with Single-A Ft. Myers.
- Tied career-high with four hits April 14 with the Miracle, going 4-for-5 with two doubles, one home run and three RBI.
- Promoted to Double-A Pensacola May 14.
- Placed on 7-day Injured List August 12 with a left knee injury, ending his season.
- Combined to hit .238 (66-for-277) with 16 doubles, one triple, seven home runs, 29 RBI, 32 runs scored and 35 walks in 79 games between Ft. Myers and Pensacola...hit .249 (55-for-221) with 23 extra-base hits vs. right-handed pitching and .196 (11-for-56) with one extra-base hit vs. left-handed pitching.
- Played four games with Salt River in the Arizona Fall League, going 1-for-9.
- Named best defensive catcher in Twins minor league system by *Baseball America* following season.

2018: Began the season with Single-A Cedar Rapids...went 4-for-4 in third game of season (season-high hits), including two doubles April 9 at Peoria...hit .306 (26-for-85) with four doubles, two triples, one home run and 11 RBI in 23 May games for the Kernels...named Twins minor league Player of the Week May 26, hitting .370 (10-for-27) with one triple, two RBI and a stolen base in seven games...promoted to Single-A Ft. Myers June 8...recorded first professional two homer game June 22 at Bradenton, both two-run shots...hit first professional grand slam and recorded a career-high six RBI August 29 vs. Bradenton...combined to hit .262 (83-for-317) with 16 doubles, three triples, five home runs, 43 RBI, 34 runs scored and a .331 on-base percentage in 90 games at both levels combined.

2017: Spent entire season with Single-A Cedar Rapids...hit first professional home run, a two-run shot June 18 vs. Clinton...led the Kernels in games caught (86)...caught 30 of 85 potential base stealers (36%)...ranked sixth on the Kernels in overall games played (89) and hits (69).

2016: Began professional career with GCL Twins...played in 20 games before being promoted to Rookie-Elizabethton July 28...combined to hit .222 (22-for-99) with three doubles, 10 RBI, 10 walks and a .306 on-base percentage at both levels combined.


PROFESSIONAL: Selected by Minnesota in second round (56th overall) of 2016 First-Year Player Draft; signed by scout Mark Wilson.

RORTVEDT'S PLAYING RECORD

YEAR	CLUB	AVG	G	AB	R	H	2B	3B	HR	RBI	SH	SF	HB	BB	SO	SB	CS	OBP	OPS
2016	GCL Twins	.203	20	59	3	12	3	0	0	3	1	0	1	5	8	0	0	.277	.531
	Elizabethton	.250	13	40	2	10	0	0	0	7	1	0	1	5	2	0	0	.348	.598
2017	Cedar Rapids	.224	89	308	33	69	16	0	4	30	1	1	4	22	60	1	0	.284	.599
2018	Cedar Rapids	.276	39	145	14	40	9	2	1	16	0	1	1	10	35	1	0	.325	.711
	Ft. Myers	.250	51	172	20	43	7	1	4	27	0	1	2	21	29	0	0	.337	.709
2019	Ft. Myers	.238	24	80	13	19	8	1	2	10	0	1	1	12	16	0	0	.340	.778
	Pensacola	.239	55	197	19	47	8	0	5	19	0	1	5	23	51	0	0	.332	.687
Minor League Totals		.240	291	1001	104	240	51	4	16	112	3	5	15	98	201	2	0	.315	.662

RORTVEDT'S PROFESSIONAL INJURED LIST HISTORY

DATES	INJURY	LEVEL
August 12-end of 2019 season	Left Knee Injury	Double-A Pensacola



20 EDDIE ROSARIO



OUTFIELDER

H/W: 6-1/80 B/T: L/R
Opening Day Age: 28
Born: 9/28/1991 in Guayama, PR
Resides: Guayama, PR

Acquired: 4th RD, 2010 MLB Draft
M.L. Service: 4 years, 120 days
Options Used: 2 of 3
Contract Status: Signed thru 2020

PERSONAL: Eddie Manuel Rosario (pronounced row-SAW-ree-oh)...Twitter: @EddieRosario09...Instagram: @e_rosario20...attended Rafael Lopez Landron (PR) High School; one of five players from that school to be drafted by major league teams...he and his wife Milany, had their third child, a boy named Lucas, on June 11, 2015...held a youth baseball clinic in his hometown of Guayama, PR during the Twins trip to Puerto Rico for a two-game series vs. Cleveland in 2018...participated in 2018 and '19 Twins Winter Caravan.

CAREER HIGHLIGHTS: Named Calvin R. Griffith Award for Most Valuable Twin in 2018...was one of five finalists for the 2018 AL All-Star Final Vote (winner Segura, along with Stanton, Benintendi, A. Simmons)...named AL Player of the Week August 13, 2017...hit three home runs twice in career: June 3, 2018 vs. Cleveland and June 13, 2017 vs. Seattle, one of eight players in club history with a three-homer game (Bob Allison, Harmon Killebrew, Tony Oliva, Justin Morneau, Max Kepler, Brian Dozier and Byron Buxton)...named 2015 Jim Kaat Award winner for Twins Defensive Player of the Year...led all rookies in outfield assists (16) in 2015; tied Kirby Puckett's 1984 total for most outfield assists in Twins history for rookies and tied for fifth-most among any Twin in club history...led baseball in triples (15) in 2015 and was the most for a rookie since 1991, when St. Louis' Ray Lankford had 15; third-most among all players in Twins history...made major league debut May 6, 2015 vs. Oakland and homered on first pitch he saw, becoming the 10th Twin to ever homer in his first career game and sixth to ever homer in his first at-bat as Twin...ranked 10th-best prospect in Twins system by *Baseball America* entering 2015.

POSTSEASON CAREER: Has hit .313 (5-for-16) with two runs scored, one double, two home runs and three RBI in four career Postseason games...**2019:** played in all three games of ALDS vs. New York-AL, going 4-for-13 (.308) with one double, one home run and one RBI...homered in final at-bat of Game 3 October 7 at Target Field, a solo shot off Zack Britton...**2017:** made Postseason debut in AL Wild Card Game October 3, 2017 at New York-AL, batting fourth in leftfield, going 1-for-3 with a home run, two RBI, one walk and one strikeout...homered in first at-bat, a two run shot off Luis Severino in the first inning...joined Gary Gaetti as the only two players in baseball history to homer in both their first major league regular season at-bat and first Postseason at-bat.

2019:

- Was Twins Opening Day leftfielder while batting fourth March 28 vs. Cleveland.
- Began season 0-for-first-11 and 4-for-first-25 in six games through April 5, but went 21-for-next-66 (.318) with 11 home runs and 22 RBI in a 17-game span April 6-26...became first Twin to have 10 homers before May 1 (Torii Hunter, nine in 2001).
- Recorded three multi-homer games on season: April 18 vs. Toronto, April 20 at Baltimore (G1) and September 15 at Cleveland.
- Hit 11 home runs in April, the most in baseball for the month and most for a Twin in April all-time...was most for a Twin in a single month since Brian Dozier hit 13 in August 2016.
- Ranked fourth in baseball in RBI during April (24) and sixth in baseball in RBI during May (25).
- Hit 20th home run June 23 at Kansas City, becoming first Twin to reach that mark before July since Justin Morneau in 2007...his 57 RBI at that point were also the most pre-July since Morneau had 64 in 2009.
- Placed on 10-day Injured List (second time in career) June 27 with a left ankle sprain, an injury he suffered rounding first base the previous day vs. Tampa Bay; reinstated July 16.
- Hit Twins 226th home run of season August 9 vs. Cleveland off Shane Bieber, setting club single-season record.
- Hit 100th career home run August 14 at Milwaukee off Gio Gonzalez.
- Set new single-season career-high with 28th home run September 4 at Boston.
- Drove in 100th run of season September 17 vs. Chicago-AL, becoming the 18th different Twin to record 100 RBI and marking the 34th instance in club history; first since Josh Willingham drove in 112 in 2012...Nelson Cruz drove in his 100th two games later vs. Kansas City as they became the 10th set of teammates in club history to have 100-plus RBI, first since Jason Kubel (103) and Justin Morneau (100) in 2009.
- Led club in RBI (109) and ranked fourth in home runs (32), both career highs.

CAREER HIGHS

Hits: 5, 7/1/17 at KC
RBI: 5, 2x, last 5/5/18 at CWS
HR: 3, 2x, last 6/3/18 vs. CLE
GS: 3, last 4/20/18 at TBR
SB: 2, 9/3/17 vs. KC
Hit-Strike: 15, 4/17-5/5/17

WALK-OFF HITS/PA

9/13/17 vs. SD (HR)
6/3/18 vs. CLE (HR)

MULTI-HR GAMES

6/13/17 vs. SEA (3)
8/8/17 vs. MIL
8/30/17 vs. CWS
9/17/17 vs. TOR
5/11/18 at LAA
6/3/18 vs. CLE (3)
4/18/19 vs. TOR
4/20/19-G1 at BAL
9/15/19 at CLE



AL BATTING LEADERS

RBI IN 2019

1. José Abreu, CWS	123
2. Xander Bogaerts, BOS	117
Jorge Soler, KC	117
4. Rafael Devers, BOS	115
5. Alex Bregman, HOU	112
6. Eddie Rosario, MIN	109

- Became seventh player in club history (15th instance) with 30-plus homers and 100-plus RBI...he and Nelson Cruz (41 HR, 108 RBI) became the first Twins duo to each reach those marks in the same season; second duo in Twins/Senators history to do so, after Harmon Killebrew (42 HR, 105 RBI) and Jim Lemon (33 HR, 100 RBI) in 1959.
- Batted .340 (53-for-156) with a .908 OPS with runners in scoring position...hit .338 (24-for-71) with runners in scoring position and two outs.
- Played in all three games of ALDS vs. New York-AL, going 4-for-13 (.308) with one double, one home run and one RBI...homered in final at-bat of Game 3 October 7 at Target Field, a solo shot off Zack Britton.
- Finished 18th in AL MVP voting, accumulating six voting points with two eighth place votes.

2018: Was Twins Opening Day leftfielder while batting fourth March 29 at Baltimore, going 1-4 with a walk...played in both games in his home country during the Puerto Rico series April 17-18 vs. Cleveland, going 3-for-11 in the series; scored winning run in second game of series in 16th inning...hit third career grand slam April 20 at Tampa Bay...recorded an extra-base hit and scored a run in seven straight from May 1-7, the longest streak of such instance in Twins/Senators history (since 1901)...recorded multi-homer game May 11 at Los Angeles-AL, the fifth of his career (3-homer game later in season)...hit .368 (43-for-117) with 11 doubles, six home runs and 21 RBI in 28 May games...his 43 hits were tied for second most in baseball and 11 doubles were tied for sixth; the 43 hits were the third most in club history for May (49 for Tony Oliva in 1964 and 44 for Kirby Puckett in 1988)...recorded second career three-homer game June 3 vs. Cleveland, including the walk-off winner, the second of his career...is one of eight players in club history with a three-homer game (Bob Allison, Harmon Killebrew, Tony Oliva, Justin Morneau, Max Kepler, Brian Dozier and Byron Buxton), but the only to do it twice...hit .330 (34-for-103) with eight doubles, nine home runs and 19 RBI in 26 June games; nine home runs were tied for seventh most in baseball...hit .311 (117-for-376) with 24 doubles, two triples, 19 home runs, 60 RBI, 64 runs scored and a .890 OPS prior to the All-Star break...was one of five players considered for the AL Final Vote, joining Seattle's Jean Segura, Boston's Andrew Benintendi, Los Angeles-AL's Andreton Simmonds and New York-AL's Giancarlo Stanton (Segura was the winner)...made first career infield appearance, playing 2.0 innings at third base July 27 at Boston (2 chances, 2 assists)...suffered right quad tightness August 30 at Cleveland, missed a week, returned for eight games then shut down due to quad late-September...hit .310 (31-for-100) in 26 games from the number three spot in the order...led Twins in at-bats (559), runs (87), hits (161), home runs (24), RBI (77), multi-hit games (48), and second in doubles (37)...ranked tied for fifth in the AL in outfield assists (9)...finished tied for 10th in the AL in multi-hit games and tied for 16th in hits...was one of 16 players in baseball and one of seven American Leaguers with at least a .285 batting average, at least 150 hits, at least 30 doubles, at least 20 home runs and at least 75 RBI...given Calvin R. Griffith Award for Twins Most Valuable Player, voted on by the Twin Cities Chapter of the BBWAA.

AL BATTING LEADERS

EXTRA-BASE HITS AMONG OF'S SINCE 2017

1. Mookie Betts.....	223
2. Mike Trout.....	196
3. Eddie Rosario.....	175
4. Max Kepler.....	172
5. Andrew Benintendi.....	167

2017: Played for Puerto Rico in the World Baseball Classic, hitting .316 (6-for-19) with two doubles, one triple, five RBI and three runs scored in six games...made Twins Opening Day roster for second time in career and was Opening Day leftfielder, batting ninth April 3 vs. Kansas City...hit safely in career-high 15 straight April 17-May 5, hitting .404 (23-for-57) with three doubles, three home runs and seven RBI during the streak...hit three home runs June 13 vs. Seattle, becoming the seventh player in club history with a three-homer game, joining Bob Allison (May 17, 1963 at Cleveland), Harmon Killebrew (September 21, 1963 at Boston), Tony Oliva (July 3, 1973 at Kansas City), Justin Morneau (July 6, 2007 at Chicago-AL), Max Kepler (August 1, 2016 at Cleveland) and Brian Dozier (September 5, 2016 vs. Kansas City); also set a career high with five RBI...recorded a career high with five hits July 1 at Kansas City, all singles...earned AL Player of the Week August 13, hitting .444 (12-for-27) with 10 runs scored, three doubles, four home runs, nine RBI and a stolen base over seven games...among AL players, he finished the period first in runs scored and total bases (27); tied for first in home runs and extra-base hits (7); second in slugging percentage (1.000); tied for second in RBI; tied for third in hits; fifth in batting average, and tied for fifth in doubles...hit second career grand slam August 20 vs. Arizona; according to Elias, only one other first-, second-, or third-place batter in franchise history had ever hit a grand slam in the first inning; on June 28, 1933, Hall of Famer Heinie Manush, batting second in the Washington Senators lineup, hit a first-inning grand slam in a 15-2 win at Cleveland...hit first career walk-off home run September 13 vs. San Diego...hit .300 (91-for-303) from July 1 through the end of the season; hit .321 (27-for-84) in 23 July games, .307 (35-for-114) in 29 August games and .276 (29-for-105) in 27 September games...hit .279 (48-for-172) against left-handed pitching and .295 (109-for-370) against right-handed pitching...set career highs in games (150), runs (79), hits (157), doubles (33), home runs (27), RBI (78) and walks (35)...ranked second on club in doubles, RBI and runs, and ranked third in hits and home runs...made Postseason debut in AL Wild Card game October 3 at New York-AL, going 1-for-3 with a home run and two RBI...hit two-run homer in first at-bat (off Luis Severino)...one of four players in club history to homer in first career Postseason at-bat, joining Don Mincher (Game 1 of World Series in 1965 vs. Los Angeles-NL), Gary Gaetti (Game 1 of 1987 ALCS vs. Detroit), and Brian Dozier, who did it three batters prior to Rosario...Rosario and Gaetti are the only two players in baseball history to homer in both their first career regular season at-bat and first career Postseason at-bat.

2016: Made Twins Opening Day roster, first of his career...was Opening Day leftfielder, batting fifth April 4 at Baltimore...hit first career pinch-hit homer April 19 at Milwaukee...tied career-high with four hits, three times: April 21 at Milwaukee, July 9 at Texas and July 23 at Boston...hit .200 (23-for-115) with seven extra-base hits in 32 games and was optioned to Triple-A Rochester May 19...played 41 games for the Red Wings and hit .319 (51-for-160), including a stretch of 25 games from May 25-June 21, where he hit .418 (41-for-98)...recalled from Rochester July 1...hit .316 (24-for-76) in 20 July games and .311 (32-for-103) in 28 August games for Minnesota...hit second career pinch-hit homer August 5 at Tampa Bay; came in the seventh inning that turned a 2-1 deficit into a 3-2 lead and eventual 6-2 Twins victory...according to the Elias Sports Bureau, it was the first pinch-hit home run that turned a deficit into a lead for the Twins since Matt LeCroy hit a pinch-hit grand slam at Toronto May 19, 2004...hit 10th home run September 17 at New York-NL, giving him double-digit home run totals in consecutive seasons...fractured left thumb sliding into first base September 17 at New York-NL, ending his season...combined to hit .285 (141-for-495) with 31 doubles, 17 home runs and 57 RBI in 133 games between Rochester and Minnesota.

2015: Played in first career spring training with Twins and optioned to Triple-A Rochester March 28...played 23 games for the Red Wings, hitting .242 (23-for-95) with two doubles, one triple, three home runs and 12 RBI...recalled from Triple-A Rochester May 4 when Twins placed outfielder Oswaldo Arcia on 15-day Injured List...made major league debut May 6 vs. Oakland and homered on first pitch he saw, off Scott Kazmir, becoming the 10th Twin to ever homer in his first career game and sixth to ever homer in his first at-bat as Twin...according to Elias, he became one of 115 players in baseball history to homer in first career at-bat and one of 109 players to homer in first plate appearance...according to Baseball Almanac, he became the 29th player in baseball history to homer on first pitch...drove in at least one run in each of first four career games May 6-9, setting a Twins/Senators franchise record...the last Twin/Senator who had an RBI in at least each of his first three career games was Bob

MLB FIELDING LEADERS

OUTFIELD ASSISTS SINCE 2015

1. Starling Marte.....	60
2. Eddie Rosario.....	48
3. Mookie Betts.....	47
4. Kole Calhoun.....	45
Billy Hamilton.....	45

Olds, May 10-June 25, 1953...was third player in baseball to record an RBI in each of first four games played on season (Corey Dickerson and Lorenzo Cain)...hit safely in season-high eight straight games May 24-June 3, hitting .407 (11-for-27) in that span...placed on Paternity List June 9 to attend birth of son Lucas in Miami, missing one game...recorded 25 hits in June, fourth most among AL rookies...also scored 13 runs, tied for third most among AL rookies...tripled in three straight games July 28-30, becoming the fourth player in club history to do so, joining Rod Carew (1977), Dan Gladden (1991) and Delmon Young (2008)...went 3-for-5, falling a single short of the cycle July 30 vs. Seattle, lining out in final two at-bats, one to centerfield and one to shortstop...he became the first rookie in club history to have two games with at least three extra-base hits in one season...hit ninth triple August 16 vs. Cleveland, tying Tony Oliva for most triples by a rookie in Twins history; hit 10th August 25 at Tampa Bay, setting Twins rookie record...also homered in that game becoming the first Twins rookie to homer and triple in same game since Gary Gaetti, who did it twice in 1982...stole his 10th base August 30 vs. Houston, becoming the ninth different Twin (17th time) with 10-plus steals and 10-plus triples in a season and first-ever rookie; the last to do so was Denard Span in 2009 (10 triples, 23 steals)...also became the first rookie in baseball with 10-plus steals and 10-plus triples since Alcides Escobar and Austin Jackson both did it in 2010...hit first career grand slam September 3 vs. Chicago-AL, off Jeff Samardzija, one of three grand slams for a Twin on the season...hit 10th home run September 16 vs. Detroit, becoming the ninth different Twin (11th time) to record double-digit triple and homer totals in a single season and first since Cristian Guzman (2001); became first rookie in baseball to do so since Hanley Ramirez did it for Florida in 2006...was one of four players in baseball to post double-digit totals in doubles, triples and home runs, joining Evan Gattis, Kevin Kiermaier and David Peralta...led baseball in triples (15), which was the most for a rookie since 1991 when St. Louis' Ray Lankford had 15...ranked first among AL rookies in triples, third in games (122) and multi-hit games (34), fourth in runs (60), tied for fifth in home runs (13), and fifth in RBI (50)...tied for second in baseball in outfield assists (16) and led all rookies; it marked the most for a rookie since 2007, when Delmon Young had 16 for Tampa Bay; also it tied Kirby Puckett's 1984 total for most in Twins history for rookies and tied for fifth most among any Twins in club history...given Jim Kaat Award for Twins Defensive Player of the Year as voted on by the Twin Cities Chapter of the BBWAA.

2014: Missed time serving 50-game suspension and reinstated May 29; began season with Single-A Ft. Myers...played eight games for the Miracle, hitting .300 (9-for-30) and promoted to Double-A New Britain June 6...recorded two-homer game July 22 vs. Altoona...combined to hit .243 (84-for-346) in 20 doubles, three triples, eight home runs, 40 RBI and 45 runs scored in 87 games between both levels...played 72 games in the outfield (50 in centerfield) and 18 at second base at both levels combined...participated in the Arizona Fall League, for the Salt River Rafter, hitting .330 (33-for-100) with 18 RBI and 10 stolen bases in 24 games; lost batting title to Cincinnati prospect Jesse Winker (.338) on final day of season...named to AFL East Fall Stars Team; went 4-for-5 with a double and home run...ranked 10th best prospect in Twins system by *Baseball America* entering 2015...added to Twins 40-man roster November 20.

2013: Began exhibition season playing for Team Puerto Rico in the World Baseball Classic, hitting .214 (3-for-14) with one double and four strikeouts in six games...converted to full-time second baseman from outfielder, playing 115 games at second between two levels combined...began regular season with Single-A Ft. Myers...hit .346 (36-for-104) with seven doubles, three home runs and 19 RBI in 25 April games, including two four-hit games: April 7 at Bradenton and April 19 at St. Lucie...promoted to Double-A New Britain June 10...named Eastern League Player of the Week for the period of August 19-25, hitting .433 (10-for-30) with four doubles, one home run, eight RBI, five runs scored and a .667 slugging percentage in seven games...combined to hit .302 (150-for-496) with 32 doubles, eight triples, 10 home runs, 73 RBI and 80 runs scored in 122 games between both levels...played in the Arizona Fall League with Glendale Desert Dogs, hitting .238 (19-for-80) with one double, one triple and seven RBI in 20 games...named to West Division Fall Stars Team...named second baseman on MiLB.com Twins organization All-Star team...received 50-game suspension January 4, 2014 for violating the Minor League Drug Prevention and Treatment Program.

2012: Started season with Single-A Beloit...hit .293 (70-for-239) in 62 games before being placed on 7-day Injured List June 12 with a broken cheek bone after getting hit in the face during batting practice; played five games on rehab assignment with GCL Twins and was reinstated July 31...named to Midwest League All-Star team...hit .309 (95-for-307) against right-handed pitching and .247 (21-for-85) against left-handed pitching...played 71 games at second base and 20 in centerfield for both levels combined...ranked 12th best prospect in Midwest League by *Baseball America*...named outfielder on MiLB.com's Twins organization All-Star team...played in the Puerto Rican Winter League with Indios de Mayaguez and named Postseason All-Star...ranked seventh best prospect in Twins organization by *Baseball America* entering the 2013 season.

2011: Spent entire season with Rookie-Elizabethton...named Appalachian League Player of the Week three times: June 27, August 22 and August 29...homered in four straight games June 26-29, including first career two-homer game June 29 at Johnson City; second two-homer game August 19 at Greeneville; and third two-homer game August 25 at Bluefield...named Twins minor league Player of the Week July 1, hitting .393 (11-for-28) with two doubles, five home runs and 12 RBI in seven games...named Appalachian League co-Player of the Year...named Appalachian League Postseason All-Star...named Topps Short-Season/Rookie All-Star...received MiLB Round Tripper Award, Short-Season...named MiLB.com Short-Season Hitter of the Year...named to MiLB.com Twins organization All-Star team...named to *Baseball America* Rookie All-Star team...played for Indios de Mayaguez in Puerto Rican Winter League, hitting .214 (9-for-42) in 16 games.

2010: Started professional career with GCL Twins...played all 51 games in the outfield (34 in centerfield)...led Gulf Coast League in stolen bases (22), finished third in hits (57), and 10th in batting average (.294)...ranked 21st best prospect in Twins organization by *Baseball America* entering 2011 season.

PROFESSIONAL: Selected by Twins in fourth round of 2010 First-Year Player Draft; signed by Twins scout Hector Otero.

ROSARIO'S CAREER FIELDING RECORD

POSITION	PCT	G	PO	A	E	TC	DP	PB
Outfield	.975	616	1103	48	29	1180	6	—
Third Base	1.000	1	0	2	0	2	0	—
Totals	.975	617	1103	50	29	1182	6	—

ROSARIO'S WORLD BASEBALL CLASSIC RECORD

YEAR	CLUB	AVG	G	AB	R	H	2B	3B	HR	RBI	SH	SF	HBP	BB	SO	SB	CS	OBP	OPS
2013	Puerto Rico	.214	6	14	0	3	1	0	0	0	0	0	0	4	0	0	0	.214	.500
2017	Puerto Rico	.316	6	19	3	6	2	1	0	5	0	2	0	3	2	0	0	.375	.901
WBC Totals		.273	12	33	3	9	3	1	0	5	0	2	0	3	7	2	0	.316	.740

ROSARIO'S PLAYING RECORD

YEAR	CLUB	AVG	G	AB	R	H	2B	3B	HR	RBI	SH	SF	HB	BB	SO	SB	CS	OBP	OPS
2010	GCL Twins	.294	51	194	34	57	9	2	5	26	0	3	0	16	28	22	5	.343	.781
2011	Elizabethhton	.337	67	270	71	91	9	9	21	60	1	0	0	27	60	17	6	.397	1.068
2012	GCL Twins	.368	5	19	2	7	3	0	1	4	0	0	0	1	2	0	0	.400	1.084
	Beloit	.296	95	392	60	116	32	4	12	70	0	5	1	31	69	11	11	.345	.835
2013	Ft. Myers	.329	52	207	40	68	13	5	6	35	0	5	2	17	29	3	6	.377	.903
	New Britain	.284	70	289	40	82	19	3	4	38	1	2	0	21	67	7	4	.330	.742
2014	Ft. Myers	.300	8	30	5	9	0	0	0	4	0	0	0	4	5	1	1	.382	.682
	New Britain	.237	79	316	40	75	20	3	8	36	0	2	1	17	68	8	4	.277	.672
2015	Rochester	.242	23	95	11	23	2	1	3	12	0	0	0	5	17	1	1	.280	.659
	MINNESOTA	.267	122	453	60	121	18	15	13	50	3	3	0	15	118	11	6	.289	.748
2016	Rochester	.319	41	160	26	51	14	0	7	25	0	2	0	7	25	5	3	.343	.881
	MINNESOTA	.269	92	335	52	90	17	2	10	32	2	3	2	12	91	5	2	.295	.716
2017	MINNESOTA	.290	151	542	79	157	33	2	27	78	4	8	0	35	106	9	8	.328	.836
2018	MINNESOTA	.288	138	559	87	161	31	2	24	77	1	2	0	30	104	8	2	.323	.803
2019	MINNESOTA	.276	137	562	91	155	28	1	32	109	0	6	0	22	86	3	1	.300	.800
	Minor League Totals	.294	491	1972	329	579	121	27	67	310	2	19	4	146	370	75	41	.340	.825
	Major League Totals	.279	640	2451	369	684	127	22	106	346	10	22	2	114	505	36	19	.309	.788

ROSARIO'S WILD CARD GAME RECORD

YEAR	OPPONENT	AVG	G	AB	R	H	2B	3B	HR	RBI	SH	SF	HBP	BB	SO	SB	CS	OBP	OPS
2017	New York-AL	.333	1	3	1	1	0	0	1	2	0	0	0	1	1	0	0	.500	1.833

ROSARIO'S DIVISION SERIES RECORD

YEAR	OPPONENT	AVG	G	AB	R	H	2B	3B	HR	RBI	SH	SF	HBP	BB	SO	SB	CS	OBP	OPS
2019	New York-AL	.208	3	13	1	4	1	0	1	1	0	0	0	0	4	0	0	.308	.923

ROSARIO'S PROFESSIONAL INJURED LIST HISTORY

DATES	INJURY	LEVEL
June 27-July 16, 2019	Left Ankle Sprain	Minnesota
September 18-end of 2016 season	Left Thumb Sprain	Minnesota
June 12-July 31, 2012	Broken Cheek Bone	Single-A Beloit





22 MIGUEL, SANÓ

INFIELDER

H/W: 6-4/272 B/T: R/R
Opening Day Age: 26
Born: 5/11/1993 in San Pedro De Macoris, DR
Resides: San Pedro De Macoris, DR

Acquired: Signed as undrafted free agent, 10/9/09
M.L. Service: 4 years, 66 days
Options Used: 2 of 3
Contract Status: Signed thru 2022 w/ club option for '23

PERSONAL: Miguel Angel (Jean) Sanó (pronounced sah-NO)...Twitter: @SanoMiguel...Instagram: @miguel sano_22...signed as a 16-year-old from San Pedro De Macoris, Dominican Republic October 9, 2009...was one of the subjects of the 2011 "Ballplayer: Pelotero" documentary.

CAREER HIGHLIGHTS: Leads Twins in home runs since 2016 (100)...hit his 100th career homer July 23, 2019, in his 432nd career game, becoming the fastest player in club history to reach 100 homers, surpassing Harmon Killebrew (440 games)...his named to 2017 AL All-Star team...placed second in 2017 Home Run Derby...named 2015 Calvin R. Griffith Award winner for Most Valuable Twin and Bill Boni Award for Twins Outstanding Rookie...finished third in the AL Rookie of the Year voting in 2015...named AL Rookie of the Month for August in 2015...named Southern Midseason League All-Star in 2015...missed entire 2014 season due to Tommy John surgery on right elbow...ranked second-best prospect in Twins system by *Baseball America* entering both 2014 and '15, and number one prospect in Twins system entering both 2012 and '13...signed by Twins as shortstop but was primarily third baseman in minor leagues (since 2012)...is close to former major leaguer and San Pedro De Macoris, DR native Fernando Tatis, Sr., who is his mentor and offseason hitting instructor.

POSTSEASON CAREER: Played third base in all three games of 2019 ALDS vs. New York-AL, going 1-for-12 with one home run and one RBI...homered to rightfield in third at-bat of Game 1 October 4 at Yankee Stadium, a solo shot off Tommy Kahnle...was not on Twins 2017 AL Wild Card roster, recovering from a left shin stress reaction, but did travel to New York with team.

2019:

- Began season on 10-day Injured List with a right heel laceration, an injury suffered playing in the Dominican Winter League...played in 10 games on rehab assignment between Triple-A Rochester, Double-A Pensacola and Single-A Ft. Myers; returned from rehab assignment and reinstated May 13.
- Homered five times in first seven games May 16-24, including his fourth career multi-homer game May 23 at Los Angeles-AL...had four more multi-homer games on season: June 28 at Chicago-AL, July 23 vs. New York-AL, August 23 vs. Detroit and September 22 vs. Kansas City.
- Hit just .195 (23-for-118) with 56 strikeouts in first 31 games, but had seven doubles, nine home runs, a .483 slugging percentage and a .761 OPS from May 16-June 27...hit .301 (34-for-113) with six doubles, one triple, 11 home runs 30 RBI, a .664 slugging percentage and a 1.065 OPS in next 34 games, June 28-August 7.
- Set career-high with 11-game hitting streak June 28-July 14.
- Hit 100th career home run (2-homer game) July 23 vs. New York-AL in his 432nd career game, becoming the fastest player in club history to reach 100 homers; Harmon Killebrew reached 100 homers in his 440th career game.
- Recorded second career walk-off hit and first via home run August 5 vs. Atlanta, a pinch-hit two-run shot in the bottom of the ninth to give the Twins a 5-3 victory...it marked the first pinch-hit walk-off homer for the Twins since Michael Cuddyer on April 19, 2006 vs. Los Angeles-AL.
- Hit first career grand slam September 14 at Cleveland, giving the Twins a lead and eventual 9-5 win, helping extend the Twins division lead to 5.5 games.
- Hit 30th home run September 17 vs. Chicago-AL, off Ross Detwiler...became the fifth Twin to reach the 30-home run mark on the season (Max Kepler, Nelson Cruz, Mitch Garver and Eddie Rosario), setting a major league record...the homer traveled 482 ft., the second longest home run in Target Field's history, trailing Jim Thome's 490 ft. shot on July 17, 2011 vs. Kansas City.
- Hit .284 (31-for-109) with a 1.009 OPS vs. left-handed pitching and .232 (63-for-271) with an .889 OPS vs. right-handed pitching.
- Despite not making his season debut until May 16, set career highs for home runs (34), RBI (79), walks (55), slugging percentage (.576) and OPS (.923)...from May 16, ranked tied for third in the AL in homers, seventh in slugging percentage (min. 350 AB), 11th in RBI and 12th in OPS.
- 55 of his 94 hits (58.5%) went for extra-bases (19 doubles, 2 triples and 34 home runs).
- Finished first in baseball in hard-hit rate at pitches thrown 95-plus MPH (57.3%)...also ranked second in baseball in average exit velocity (94.4%), trailing only Aaron Judge (95.8%).
- Played third base in all three games of ALDS vs. New York-AL, going 1-for-12 with one home run and one RBI...homered to rightfield in third at-bat of Game 1 October 4 at Yankee Stadium, a solo shot off Tommy Kahnle.
- Signed three-year contract with Twins, including a fourth-year club option, on January 14, 2020.

CAREER HIGHS

Hits: 4, 5/22/17 at BAL
RBI: 6, 8/12/15 vs. TEX
HR: 2, 8x, last 9/22/19 vs. KC
GS: 1, 9/14/19 at CLE
SB: 1, 2x, last 5/14/16 at CLE
Hit-Strike: 11, 6/28-7/14/19

WALK-OFF HITS/PA

4/26/16 vs. CLE (1B)
8/5/19 vs. ATL (HR)

MULTI-HR GAMES

8/12/15 vs. TEX
8/7/16 at TB
8/18/17 vs. ARI
5/23/19 at LAA
6/28/19 at CWS
7/23/19 vs. NYY
8/23/19 vs. DET
9/22/19 vs. KC



AL BATTING LEADERS

OPS IN 2019 (MIN 400 PA'S)

1. Mike Trout, LAA	1.083
2. Nelson Cruz, MIN	1.031
3. Alex Bregman, HOU	1.015
4. George Springer, HOU	.974
5. Xander Bogaerts, BOS	.939
6. J.D. Martinez, BOS	.939
7. Miguel Sanó, MIN	.923

2018: Made Twins Opening Day roster for third time in career and was Opening Day third baseman, batting third March 29 at Baltimore...recorded an extra-base hit in six straight March 31-April 7, tied for second longest XBH streak in Twins history (Tony Oliva - 7 in 1964, Kent Hrbek - 6 in 1983 and '88, Oliva - 6 in 1971, and Kirby Puckett - 6 in 1986)...placed on 10-day Injured List on May 1 with left hamstring strain; went on rehab assignment with Triple-A Rochester, playing in nine games; returned from rehab and reinstated May 24...hit .191 (13-for-68) with 30 strikeouts for the Twins upon his return...optioned to Single-A Ft. Myers on June 14...played in 23 games between the Miracle and Triple-A Rochester, hitting .295 (23-for-78) with a .415 on-base percentage and was recalled by Minnesota July 28...missed 12 games after suffering a lower left leg bruise on September 4 at Houston, injuring himself on a slide into second base attempting to advance on a wild pitch...came back for one game September 18 at Detroit but experienced more pain in left leg and was shut down for the rest of the season...played with Estrellas de Oriente in the Dominican Winter League, helping the club win the championship.

2017: Made Twins Opening Day roster for second time in career and was Opening Day third baseman, batting fifth April 3 vs. Kansas City; homered in second at-bat...second career ejection April 22 vs. Detroit and made contact with Tigers catcher James McCann; served one-game suspension May 9 at Chicago-AL...set season high with five RBI April 30 at Kansas City...set career high with four hits May 22 at Baltimore...participated in T-Mobile Home Run Derby on July 10 at Marlins Park; was the fifth seed and defeated Mike Moustakas in round one with 11 home runs, defeated Gary Sanchez in round two with 11 home runs, then lost to Aaron Judge in the finals with 10 home runs to Judge's 11...hit .276 (83-for-301) with 21 home runs and 62 RBI in 82 games pre-All-Star break and was selected to first career AL All-Star team as a reserve; entered the game in the bottom of the fourth inning and played third base; went 1-for-1 and drove in the AL's first run with a single...tied career high with 10-game hitting streak June 30-July 8...missed time in early August after being hit by a pitch in same spot on left hand multiple times within a week...hit 26th home run August 13 at Detroit, setting a new single-season career high; finished with 28, second-most on club...placed on 10-day Injured List August 21 with a left shin stress reaction; reinstated September 29 and played in three games...ranked second on club in home runs (28), third in RBI (77) and runs (75), and fourth in walks (54).

2019 BATTING LEADERS

AVG EXIT VELOCITY, QUALIFIELD BATTERS (MPH)	
1. Aaron Judge.....	95.9
2. Miguel Sanó.....	94.4
3. Nelson Cruz.....	93.7
4. Franmil Reyes.....	93.3
5. Christian Yelich.....	93.1
6. Josh Donaldson.....	92.9

2016: Made Twins Opening Day roster for first time in career and was Opening Day rightfielder, batting third April 4 at Baltimore...first career ejection April 10 at Kansas City, arguing balls and strikes with home plate umpire John Hirschbeck...homered in four straight games May 25-29, one game short of the Twins record...placed on 15-day Injured List June 1 with a left hamstring strain, an injury he suffered running to first base the previous night in Oakland...reinstated from Injured List July 1...hit safely in career-high 10 straight games July 5-19...recorded second career two-homer game August 7 at Tampa Bay; set season-high with four RBI...reached 20 homers for first time in career August 12 vs. Kansas City...set Twins single-season record for strikeouts (178), which also tied for fourth in the AL...set career-highs in games (116), home runs (25), RBI (66), doubles (22), walks (54) and runs (57)...ranked second on club in home runs and RBI, third in runs, and tied for third in doubles.

2015: Optioned from Twins spring training to Double-A Chattanooga March 16...hit fifth career grand slam April 17 vs. Birmingham...hit .159 (10-for-63) in 18 April games, .303 (30-for-99) in 26 May games and .329 (26-for-79) in 22 June games, all with Chattanooga...named Twins minor league Player of the Week May 17, hitting .379 (11-for-29) with four doubles, three home runs, eight RBI, three walks and a .438 on-base percentage...named Southern League All-Star and started at third base, batting fourth for the North Division, going 2-for-5 with a double, RBI and a run...recalled from Double-A Chattanooga July 2...recorded first major league hit July 2 at Kansas City, hitting an infield single off Greg Holland...recorded first career RBI July 3 at Kansas City with a single...hit safely in first seven career games, marking the third longest for a Twin to start career...also walked six times in first seven games, tying him with Danny Ardoin for second most walks in club history in his first seven games...hit first career home run July 7 vs. Baltimore, a two-run shot off Kevin Gausman...missed two games in late July with a sprained right ankle...hit safely in season-high eight straight games twice: July 24-August 1 and September 13-20...recorded first career two-homer game August 12 vs. Texas, including six RBI, Twins single-game record for a rookie (Tony Oliva - 1964 and Oswaldo Arcia - 2013)...homered August 25 at Tampa Bay becoming the first player age 22-or-younger with 12 home runs within his first 45 career games since Adam Dunn (2001)...joined Orlando Cepeda (1958) and Albert Pujols (2001) as the only players that young with 12 home runs and 37 RBI in first 45 games (ESPN Stats & Info)...named AL Rookie of the Month for August after hitting .278 (27-for-97) with seven doubles, nine home runs and 26 RBI...led all AL rookies in home runs, RBI and slugging percentage (.629) in August...nine home runs tied for second most all-time among Twins rookies in any month; Jimmie Hall had 13 in August of 1963 and Tony Oliva had nine in May of 1964...hit game-winning solo home run in 12th inning September 9 at Kansas City, giving Twins a 3-2 victory...according to Elias, he became just the second rookie in the last 27 seasons (1989-2015) to hit a pinch-hit game-winning home run in the 12th inning-or-later (Lyle Overbay - 2003 and Mark Parent - 1988)...combined to hit .271 (141-for-520) with 35 doubles, 33 home runs, 100 RBI and 91 walks in 146 games between Chattanooga and Minnesota...finished eighth on Twins all-time list in home runs (18) for rookies and most since Marty Cordova hit 24 in 1995; his 53 walks ranked 10th...ranked second among AL rookies in home runs and fifth in baseball...ranked third in RBI (52) among AL rookies...among rookies with 200 at-bats, he ranked first in on-base percentage (.385) and slugging percentage (.530)...given Calvin R. Griffith Award for Most Valuable Twin and Bill Boni Award for Twins Outstanding Rookie, both awards voted on by the Twin Cities Chapter of the BBWAA...became second Twins rookie to ever win Calvin R. Griffith Award, the other being Tony Oliva in 1964...finished third in the AL Rookie of the Year voting with 20 voting points (all 3rd place votes), behind Carlos Correa (124 points) and Francisco Lindor (109 points)...named third baseman on MiLB.com Twins organization All-Star team...named designated hitter on Topps MLB All-Star Rookie Team...ranked top prospect in Southern League by *Baseball America* (one spot in front of teammate Byron Buxton).

2014: Missed entire season due to "Tommy John" surgery on right elbow...surgery performed by Dr. David Altchek March 12...added to Twins 40-man roster November 20...ranked second best prospect in Twins system and best power hitter by *Baseball America* entering 2015...named 11th best prospect in baseball by MLB.com entering 2015.

2013: Started season with Single-A Ft. Myers and hit .368 (35-for-95) with seven doubles, nine home runs and 24 RBI in 25 April games...hit third career grand slam April 16 vs. Palm Beach...selected to play for the World Team in the SiriusXM All-Star Futures Game at Citi Field in New York; started at third base and batted fourth, going 0-for-2 with a walk...named Florida State League Midseason All-Star; did not play due to promotion to Double-A New Britain June 10...ranked third best prospect in baseball at Midseason by *Baseball America*, behind Byron Buxton and St. Louis' Oscar Taveras...named Eastern League Player of the Week August 12, hitting .417 (10-for-24) with four doubles, three home runs, 10 RBI and five runs scored in six games for the Rock Cats...recorded four multi-homer games, all coming after June 8, one with Ft. Myers and three with New Britain...combined to hit .280 (123-for-439) with 30 doubles, five triples, 35 home runs, 103 RBI, 86 runs scored, 65 walks and 11 stolen bases in 123 games between both levels...ranked third among all minor leaguers in home runs (35), second in slugging percentage (.610) and OPS (.992), tied for second in extra-base hits (70), sixth in total bases (268), and tied for seventh in RBI (103)...his 35 home runs were tied for sixth most ever for a Twins minor league (since 1961) and most since Stan Holmes hit 37 for Single-A Visalia in 1983...named third baseman on MiLB.com Twins organization All-Star team...named High Class-A Player of the Year, minor league All-Star and High Class-A All-Star by *Baseball America*...ranked second best prospect and best power hitter in the Twins system by *Baseball America* entering 2014.

2012: Spent season with Single-A Beloit...hit first career grand slam April 6 vs. Peoria...named Twins minor league Player of the Month for April, hitting .276 (24-for-87) with five doubles, six home runs, 21 RBI and 17 runs scored...named Twins minor league Player of the Week May 4, hitting .500 (10-for-20) with two home runs and nine RBI...named Midwest League Player of the Week August 20...named Midwest League All-Star Game selection...led Midwest League in home runs (28), RBI (100) and total bases (238), and second in walks (80)...named Midwest League Prospect of the Year, Midwest League Mid- and Postseason All-Star...*Baseball America* Second-Team minor league All-Star...named *Baseball America* Low Class-A All-Star...ranked second best prospect in the Midwest League by *Baseball America*...named third baseman on MiLB.com's Twins organization All-Star team...named top prospect in Twins organization by *Baseball America* entering 2013, ninth best prospect in baseball by *Baseball America* and 12th best prospect in baseball by MLB.com.

2011: Spent season with Rookie-Elizabethton...named Twins minor league Player of the Week July 8...recorded first career multi-homer game July 19 vs. Bristol (3 on the season)...Appalachian League Player of the Week August 1-7 and August 29-September 5...named Appalachian League Postseason All-Star and *Baseball America* rookie All-Star...ranked top prospect in Appalachian League by *Baseball America*...named top prospect in Twins organization by *Baseball America* entering 2012, 18th best prospect in baseball by *Baseball America* and 23rd best prospect in baseball by MLB.com...named third baseman on MiLB.com's 2011 Twins organization All-Star team.

2010: Began professional career with DSL Twins...homered in first career at-bat, hitting a solo home run in the first inning vs. DSL White Sox...named Twins minor league Player of the Week August 27...led team in average (.344), on-base percentage (.463) and slugging percentage (.547)...transferred to GCL Twins July 5...finished second on club in doubles (14) and slugging percentage (.466)...ranked second best prospect in Gulf Coast League by *Baseball America*...ranked third best prospect and best power hitter in the Twins organization by *Baseball America*...ranked 60th best prospect in baseball by *Baseball America* entering 2011...named to MiLB.com's Twins organization All-Star team.

2009: Ranked as the Twins fourth best prospect and 94th best in baseball by *Baseball America* entering the 2010 season.

PROFESSIONAL: Signed by Twins as undrafted free agent October 9, 2009; signed by Twins scout Fred Guerrero.

SANO'S PLAYING RECORD

YEAR	CLUB	AVG	G	AB	R	H	2B	3B	HR	RBI	SH	SF	HB	BB	SO	SB	CS	OBP	OPS
2010	DSL Twins	.344	20	64	11	22	2	1	3	10	0	1	1	14	17	2	1	.463	1.009
	GCL Twins	.291	41	148	23	43	14	0	4	19	1	1	1	10	43	2	2	.338	.804
2011	Elizabethton	.292	66	267	58	78	18	7	20	59	0	1	2	23	77	5	4	.352	.988
2012	Beloit	.258	129	457	75	118	28	4	28	100	0	8	8	80	144	8	3	.373	.893
	Ft. Myers	.330	56	206	51	68	15	2	16	48	0	2	6	29	61	9	2	.424	1.079
	New Britain	.236	67	233	35	55	15	3	19	55	0	3	4	36	81	2	1	.344	.915
2014		DID NOT PLAY - INJURED																	
2015	Chattanooga	.274	66	241	55	66	18	1	15	48	0	4	3	38	68	5	1	.374	.918
	MINNESOTA	.269	80	279	46	75	17	1	18	52	0	2	1	53	119	1	1	.385	.916
2016	Rochester	.160	8	25	3	4	1	0	2	2	0	0	0	5	10	0	0	.300	.740
	MINNESOTA	.236	116	437	57	103	22	1	25	66	0	3	1	54	178	1	0	.319	.781
2017	MINNESOTA	.264	114	424	75	112	15	2	28	77	0	1	4	54	173	0	0	.352	.859
2018	Ft. Myers	.328	19	64	11	21	2	0	2	12	0	0	0	13	21	0	0	.442	.895
	Rochester	.267	9	30	2	8	1	0	2	5	0	0	0	6	8	0	0	.389	.889
	MINNESOTA	.199	71	266	32	53	14	0	13	41	0	2	0	31	115	0	0	.281	.679
2019	Ft. Myers	.800	2	5	1	4	0	0	1	3	0	0	1	1	0	0	0	.857	2.257
	Pensacola	.200	5	20	1	4	2	0	1	5	0	2	0	1	7	0	0	.217	.667
	Rochester	.308	3	13	2	4	2	0	0	1	0	0	0	1	7	0	0	.357	.819
	MINNESOTA	.247	105	380	76	94	19	2	34	79	0	1	3	55	159	0	1	.346	.923
Minor League Totals		.279	491	1773	328	495	118	18	113	367	1	22	26	257	544	33	14	.374	.932
Major League Totals		.245	486	1786	286	437	87	6	118	315	0	9	9	247	744	2	2	.338	.836

SANO'S DIVISION SERIES RECORD

YEAR	OPPONENT	AVG	G	AB	R	H	2B	3B	HR	RBI	SH	SF	HB	BB	SO	SB	CS	OBP	OPS
2019	New York-AL	.083	3	12	1	1	0	0	1	1	0	0	0	0	8	0	0	.083	.417

SANO'S CAREER FIELDING RECORD

POSITION	PCT	G	PO	A	E	TC	DP	PB
Third Base	.938	280	200	508	47	755	41	—
Outfield	.962	38	75	0	3	78	0	—
First Base	.971	31	188	15	6	209	17	—
Totals	.946	349	463	523	56	1042	59	—

SANO'S ALL-STAR GAME RECORD

YEAR	HOST	AVG	G	AB	R	H	2B	3B	HR	RBI	SH	SF	HBP	BB	SO	SB	CS	OBP	OPS
2017	Miami	1.000	1	1	1	1	0	0	0	1	0	0	0	0	0	0	0	1.000	1.000

SANO'S PROFESSIONAL INJURED LIST HISTORY

DATES	INJURY	LEVEL
March 28-May 15, 2019	Right Heel Laceration	Minnesota
April 28-May 25, 2018	Left Hamstring Strain	Minnesota
August 20-end of 2017 season	Left Shin Stress Reaction	Minnesota
June 1-July 1, 2016	Left Hamstring Strain	Minnesota



31 DEVIN SMELTZER



LEFT-HANDED PITCHER

H/W: 6-3/195 B/T: R/L
Opening Day Age: 24
Born: 9/7/1995 in Voorhees, NJ
Resides: Ft. Myers, FL

Acquired: Via Trade with Los Angeles-NL, 7/31/18
M.L. Service: 53 days
Options Used: 1 of 3
Contract Status: Signed thru 2020

PERSONAL: Devin Paul Smeltzer...Twitter: @alka_SMELTZer...Instagram: @devinsmeltzer...wife, Brienne... when Smeltzer was just nine years old, he was diagnosed with pelvic rhabdomyosarcoma (bladder cancer), as a tumor had formed against his bladder that was connected to his prostate...underwent surgery and chemotherapy at St. Christopher's Hospital for Children in Philadelphia, PA, and sent the cancer into full remission in 2012...the lefty, who's worn glasses and a goatee for the majority of his professional career, continues to offer support to others fighting cancer through his Catch Cancer Looking apparel with his likeness...all proceeds benefit Katie's Crusaders, an organization focused on helping cover expenses for pediatric cancer survivors.

POSTSEASON CAREER: Made Postseason debut in Game 2 of 2019 ALDS, October 5 at Yankee Stadium, pitching 3.1 scoreless innings with two hits allowed, three walks and four strikeouts in a Twins 8-2 defeat.

2019:

- Combined to post a 3.02 ERA (104.1 IP, 32 ER) in 20 games (19 starts) between Double-A Pensacola and Triple-A Rochester, going 4-5.
- Began season with Double-A Pensacola...earned the Twins minor league Pitcher of the Week and Southern League Pitcher of the Week April 14 after making two starts, going 2-0, 0.00 ERA (14.0 IP) with five hits allowed, two walks and 17 strikeouts.
- Made five starts with the Blue Wahoos, posting a 0.60 ERA (30.0 IP, 2 ER) before being promoted to Triple-A Rochester May 2.
- Went 0-1, 1.82 ERA (24.2 IP, 5 ER) in four starts for the Red Wings and had contract selected by Minnesota May 28.
- Made major league debut May 28 vs. Milwaukee...became fourth Twins starter in history to throw 6.0-or-more shutout innings in his debut, joining Andrew Albers (8.1 on August 6, 2013), Anthony Swarzak (7.0 on May 23, 2009) and Eric Milton (6.0 on April 5, 1998)...recorded seven strikeouts, one shy of the franchise record in a debut set by Boof Bonser on May 21, 2006 at Milwaukee; became just the fifth Twins pitcher to record seven-or-more strikeouts in a debut, joining Bonser, Yohan Pino (7 in 2014), Darrell Jackson (7 in 1978) and Bert Blyleven (7 in 1970); was matched by Lewis Thorpe, who struck out seven in his debut against Chicago-AL on June 30, marking the first time in Senators/Twins history to have multiple rookies strike out seven-plus batters in their debuts in the same season.
- Had five overall stints with the Twins on season, going 2-2 with a 3.86 ERA (49.0 IP, 21 ER), 12 walks and 38 strikeouts in 11 games (6 starts).
- Earned first major league win August 4 vs. Kansas City, pitching 6.0 shutout innings with two hits allowed, one walk and four strikeouts in a 3-0 Twins victory.
- Posted a 2.93 ERA (30.2 IP, 10 ER) in seven home games (3 starts) for the Twins and a 5.40 ERA (18.1 IP, 11 ER) in four road games (3 starts).
- Held left-handed hitters to a .316 batting average and right-handed hitters to a .252 average with Minnesota.
- Made Postseason debut in Game 2 of ALDS, October 5 at Yankee Stadium, pitching 3.1 scoreless innings with two hits allowed, three walks and four strikeouts in a Twins 8-2 defeat.
- Named starting pitcher on Twins MiLB.com organization All-Star team.

2018: Spent the entire season in Double-A, first with the Tulsa Drillers (Los Angeles-NL), where he went 5-5 with a 4.73 ERA (83.2 IP, 44 ER) in 23 games (14 starts), and was named a Midseason All-Star...after being acquired by the Twins at the trade deadline, he made 10 relief appearances for Double-A Chattanooga, pitching 12.0 innings, allowing six runs (4 earned) with 16 strikeouts...played for the Salt River Rafters in the Arizona Fall League, and was selected to play in the Fall Stars Game, recording two outs, allowing one run on a walk with two strikeouts.

2017: Started season with Single-A Great Lakes (Los Angeles-NL), where he pitched in 10 games (all starts), and allowed 22 earned runs in 52.1 innings pitched (3.78 ERA)...was promoted to Single-A Rancho Cucamonga, where he pitched in 16 games (15 starts), amassing a 5-4 record with a 4.40 ERA (90.0 IP, 44 ER), 102 strikeouts and just 18 walks.

2016: Made professional debut with Rookie Arizona League Dodgers, pitching 11 games out of the bullpen, yielding 10 runs (9 earned) in 10.2 innings pitched...first professional game came on July 8 vs. the AZL Indians, who batted catcher Roberto Pérez third that day, in one of what would be only nine games for him in the minors during an injury-plagued campaign.

PROFESSIONAL: Was originally selected by the San Diego Padres in the 33rd round of the 2014 MLB First-Year Player Draft, but did not sign... chose to play collegiately for two seasons with San Jacinto College and Florida Gulf Coast University...was later drafted in the fifth round (No. 161 overall) in the 2016 First-Year Player Draft by the Los Angeles Dodgers...was acquired by the Twins on July 31, 2018 along with outfielder Luke Raley and infielder Logan Forsythe in exchange for infielder Brian Dozier.

CAREER HIGHS

IP: 6.1, 6/4/19 at CLE
SO: 7, 5/28/19 vs. MIL
Walks: 3, 2x, last 8/9/19 vs. CLE
CG: --
Low-Hit CG: --
Win-Streak: 1, 2x, last 9/26/19 at DET



SMELTZER'S PITCHING RECORD

YEAR	CLUB	W-L	ERA	G	GS	CG	SH	SV	IP	H	R	ER	HR	HB	BB	SO	WP	K/9	BAA
2016	AZL Dodgers	0-2	7.59	11	0	0	0	0	10.2	16	10	9	0	0	6	12	0	10.1	.390
2017	Rancho Cucamonga	5-4	4.40	16	15	0	0	0	90.0	107	56	44	10	3	18	102	5	10.2	.287
	Great Lakes	2-3	3.78	10	10	0	0	0	52.1	40	23	22	6	1	12	57	1	9.8	.211
2018	Tulsa	5-5	4.73	23	14	0	0	0	83.2	94	48	44	9	5	19	67	2	7.2	.281
	Chattanooga	0-0	3.00	10	0	0	0	4	12.0	14	6	4	0	1	2	16	1	12	.280
2019	Pensacola	3-1	0.60	5	5	0	0	0	30.0	19	3	2	0	1	3	33	0	9.9	.183
	Rochester	1-4	3.63	15	14	0	0	0	74.1	68	32	30	14	3	19	71	4	8.6	.241
	MINNESOTA	2-2	3.86	11	6	0	0	0	49.0	50	23	21	8	1	12	38	1	6.9	.265
	Minor League Totals	16-19	3.95	90	58	0	0	4	353.0	358	178	155	39	14	79	358	13	9.1	.260
	Major League Totals	2-2	3.86	11	6	0	0	0	49.0	50	23	21	8	1	12	38	1	7.0	.265

SMELTZER'S DIVISION SERIES RECORD

YEAR	OPPONENT	W-L	ERA	G	GS	CG	SH	SV	IP	H	R	ER	HR	HB	BB	SO	WP	K/9	BAA
2019	New York-AL	0-0	0.00	1	0	0	0	0	3.1	2	0	0	0	0	3	4	0	10.8	.182

SMELTZER'S CAREER FIELDING RECORD

POSITION	PCT	G	PO	A	E	TC	DP	PB
Pitcher	1.000	11	0	3	0	3	0	—

SMELTZER'S PROFESSIONAL INJURED LIST HISTORY

DATES	INJURY	LEVEL
August 26-end of 2017 season	Back Bruise	Single-A Rancho Cucamonga
August 5-14, 2017	Left Digit 2 Finger Blister	Single-A Rancho Cucamonga
May 18-26, 2017	Right Calf Strain	Single-A Great Lakes

TWINS ALL-TIME LARGEST COME-FROM-BEHIND VICTORIES

DEFICIT/RUNS	DATE	OPPONENT	SCORE/DEFICIT	FINAL SCORE
7	5-10-00	Cleveland	1-8	10-9
6	5-9-64	Kansas City	1-7	10-8
6	8-5-77	Cleveland	1-7	14-10
6	6-26-79	Milwaukee	0-6	8-7
6	8-2-82	at California	0-6	9-7
6	9-11-87	at Cleveland	1-7	13-10
6	4-28-95	Baltimore	0-6	12-9
6	5-27-97	Seattle	0-6	11-10
6	9-23-98	Chicago-AL	0-6	7-6
6	4-17-99	at Cleveland	1-7	13-8
6	8-6-99	at Kansas City	1-7	9-8
6	4-5-00	Tampa Bay	1-7	10-7
6	5-2-02	Tampa Bay	0-6	7-6
6	7-15-02	Los Angeles-AL	1-7	10-8
6	5-4-08	Detroit	0-6	7-6
6	7-7-17	Baltimore	0-6	9-6
6	8-31-18	at Texas	0-6	10-7



61 CODY STASHAK



RIGHT-HANDED PITCHER

H/W: 6-2/180 B/T: R/R
Opening Day Age: 25
Born: 6/4/1994 in Somers Point, NJ
Resides: Mays Landing, NJ

Acquired: 13th RD of 2015 MLB Draft
M.L. Service: 70 days
Options Used: 0 of 3
Contract Status: Signed thru 2020

PERSONAL: Cody William Stashak...Twitter: @CodyStashak...Instagram: @codystashak...wife, Taylor... played his junior season for St. John's University (NY) where he went 7-4, 3.57 ERA (85.2 IP, 34 ER) with 69 strikeouts...attended Cumberland County College from 2013-14 and was a Third-Team NJCAA Division III All-American and First-Team All-Region XIX selection as a sophomore...made 27 appearances, including 21 starts, in two seasons with the Dukes...went 16-5 with one save and a 2.92 ERA...tossed two no-hitters and seven complete games...totaled 130 strikeouts in 129.1 innings...also hit .359 (124-for-345) with 23 doubles, seven triples, seven home runs and 91 RBI in 104 games... helped squad win 2014 Region XIX Championship and finished second at 2014 NJCAA Division III World Series...team reached No. 1 in national rankings and finished 2014 season with a 49-10 record...graduated from Oakcrest (NJ) High School where he was a three-time Cape-Atlantic League All-American Conference selection for the Falcons...was a Third-Team All-State honoree as a senior...earned First-Team All-Group 3, First-Team All-South Jersey and First-Team All-American Conference honors as a senior...was a Second-Team All-American Conference choice as a junior...earned honorable mention All-American Conference accolades as a sophomore.

POSTSEASON CAREER: Appeared in two games in 2019 ALDS vs. New York-AL, allowing two runs on three hits in 1.2 innings pitched with two home runs allowed, one walk and no strikeouts...made Postseason debut in Game 1 October 4 at Yankee Stadium, allowing two runs on two hits in 1.0 inning pitched.

2019:

- Started season with Double-A Pensacola.
- Made 19 appearances for the Blue Wahoos, going 2-3, 4.76 ERA (28.1 IP, 15 ER), five walks, 40 strikeouts and four saves.
- Promoted to Triple-A Rochester June 9.
- Made 12 appearances for the Red Wings, going 5-0, 1.61 ERA (22.1 IP, 4 ER), four walks, 31 strikeouts and a .193 opponent batting average from June 11-July 18.
- Had contract selected by Minnesota July 22 and had two different stints with the Twins.
- Made major league debut July 23 vs. New York-AL, pitching 2.0 scoreless innings...recorded first career strikeout, fanning Gio Urshela.
- Was the Opener in his first career major league start September 28 at Kansas City, allowing one run on two hits in 2.0 innings pitched.
- Struck out 25 batters against only one walk in his 25.0 major league innings pitched...finished with 74 strikeouts and nine walks in 53.1 innings pitched at the minor league level.
- Appeared in two games in ALDS vs. New York-AL, allowing two runs on three hits in 1.2 innings pitched with two home runs allowed, one walk and no strikeouts...made Postseason debut in Game 1 October 4 at Yankee Stadium, allowing two runs on two hits in 1.0 inning pitched.
- Named relief pitcher on Twins MiLB.com organization All-Star team.

2018: Split the season with Single-A Ft. Myers and Double-A Chattanooga, combining to go 2-1 with a 2.87 ERA (59.2 IP, 19 ER), 15 walks and 74 strikeouts.

2017: Started season with Single-A Ft. Myers...placed on Injured List twice: May 22 with a right oblique strain, and July 25 with right shoulder impingement...made three rehab appearances with GCL Twins...reinstated August 25 and transferred to Double-A Chattanooga.

2016: Split time between Single-A Cedar Rapids and Single-A Ft. Myers...combined to go 10-5, 2.80 ERA (122.0 IP, 38 ER) between two levels...pitched 8.0 one-hit innings for Cedar Rapids in 1-0 victory over Wisconsin July 7...eight wins in Cedar Rapids led team...transferred to Ft. Myers August 4...placed on Injured List August 15-24...did not allow a run over final 13.2 innings with the Miracle.

2015: Made his professional debut with Rookie-Elizabethton in the starting rotation...allowed one run in his first three starts (15.0 IP)...placed on Injured List August 2 with a right shoulder injury; reinstated August 11...did not allow an earned run in his two starts following reinstatement (10.0 IP), then allowed 10 runs in final two starts of the season (4.2 IP).

PROFESSIONAL: Selected by Twins in 13th round (380th overall) of 2015 First-Year Player Draft; signed by scout John Wilson.

CAREER HIGHS

IP: 3.1, 8/31/19 at DET
SO: 4, 8/6/19 vs. ATL
Walks: 1, 9/8/29 vs. CLE
CG: --
Low-Hit CG: --
Win-Streak: --



STASHAK'S PITCHING RECORD

YEAR	CLUB	W-L	ERA	G	GS	CG	SH	SV	IP	H	R	ER	HR	HB	BB	SO	WP	K/9	BAA
2015	Elizabethhton	5-2	3.43	10	10	0	0	0	44.2	39	19	17	4	2	11	53	3	10.7	.234
2016	Cedar Rapids	8-5	3.16	18	17	0	0	1	105.1	90	38	37	4	3	30	80	7	6.8	.233
	Ft. Myers	2-0	0.54	3	3	0	0	0	16.2	13	1	1	0	0	3	10	0	5.4	.217
2017	Ft. Myers	3-4	3.89	16	16	0	0	0	83.1	72	40	36	7	4	20	72	5	7.8	.236
	GCL Twins	1-0	3.18	3	0	0	0	0	5.2	5	2	2	0	1	0	8	0	12.7	.238
	Chattanooga	0-0	0.00	3	0	0	0	0	6.0	4	0	0	0	0	0	10	0	15.0	.190
2018	Ft. Myers	1-0	4.50	2	0	0	0	0	4.0	2	2	2	1	0	2	5	0	11.3	.143
	Chattanooga	1-1	2.75	35	2	0	0	4	55.2	47	18	17	4	1	13	69	3	11.2	.230
2019	Pensacola	2-3	4.76	19	0	0	0	4	28.1	28	25	15	4	2	5	40	0	12.7	.250
	Rochester	5-0	1.44	14	2	0	0	0	25.0	17	5	4	1	0	4	34	0	12.2	.185
	MINNESOTA	0-1	3.24	18	1	0	0	0	25.0	29	9	9	3	1	1	25	0	9.0	.287
Minor League Totals		28-15	3.15	123	50	0	0	9	374.2	317	150	131	25	13	88	381	18	9.2	.229
Major League Totals		0-1	3.24	18	1	0	0	0	25.0	29	9	9	3	1	1	25	0	9.0	.287

STASHAK'S DIVISION SERIES RECORD

YEAR	OPPONENT	W-L	ERA	G	GS	CG	SH	SV	IP	H	R	ER	HR	HB	BB	SO	WP	K/9	BAA
2019	New York-AL	0-0	10.80	2	0	0	0	0	1.2	3	2	2	2	0	1	0	0	0.0	.375

STASHAK'S CAREER FIELDING RECORD

POSITION	PCT	G	PO	A	E	TC	DP	PB
Pitcher	1.000	18	0	2	0	2	0	—

STASHAK'S PROFESSIONAL INJURED LIST HISTORY

DATES	INJURY	LEVEL
July 26-August 25, 2017	Right Shoulder Impingement	Single-A Ft. Myers
May 22-June 12, 2017	Right Oblique Strain	Single-A Ft. Myers
August 14-24, 2016	Right Shoulder Inflammation	Single-A Ft. Myers
August 2-11, 2015	Right Shoulder Impingement	Rookie-Elizabethhton

TWINS BIGGEST INNINGS

INNING	RUNS	DATE	OPPONENT	SCORE	WINNER	LOSER
1	11	7-18-62	Cleveland	14-3	Stigman	Latman
2	10	8-6-12	at Cleveland	14-3	Diamond	McAllister
3	8	6x, last 9-3-16	Chicago-AL	11-3	Santiago	Shields
4	11	8-5-77	Cleveland	14-10	Zahn	Monge
5	11	5-20-94	Boston	21-2	Pulido	Hesketh
6	9	7-31-88	at Cleveland	12-4	Toliver	Farrell
7	10	6-4-02	Cleveland	23-2	Reed	Drese
		9-14-04	Chicago-AL	10-2	Santana	Garcia
8	9	8-22-14	Detroit	20-6	Pressly	Ray
		9-11-66	Baltimore	11-6	Worthington	S. Miller
9	7	8-3-14	at Chicago-AL	16-3	Gibson	Guerra
		9-3-73	at Kansas City	11-5	B. Campbell	Garber
10	11	5-6-78	at Baltimore	8-7	Thayer	Stanhouse
		7-10-15	Detroit	8-6	May	Soria
11	6	6-21-69	at Oakland	14-4	Grzenda	Lindblad
		8-5-62	at Detroit	8-3	Kaat	Nischwitz
12	4	9-1-70	at Milwaukee	7-1	Kaat	Bolin
		7-25-18	Toronto	12-6	Belisle	Petrica
13	5	8-14-93(1)	at Oakland	5-1	Casian	Honeycutt
14	4	5-19-64	at New York-AL	7-2	Roland	Reniff
15	4	8-10-05	at Seattle	7-3	Nathan	Nelson
16	5	6-6-73	at Cleveland	7-3	Corbin	Johnson
17	1	8-16-05	at Chicago-AL	9-4	Romero	Adkins
18	4	6-18-19	Boston	4-3	Littell	Johnson
19	4	7-19-69	at Seattle	11-7	Perry	Gelnar
22	1	8-31-93	Cleveland	5-4	Merriman	Grimsley



56 TOMAS TELIS

NON-ROSTER INVITE



CATCHER

H/W: 5-8/220 B/T: S/R
 Opening Day Age: 28
 Born: 6/18/1991 in El Tigre, VZ
 Resides: El Tigre, VZ

Acquired: Re-signed as minor league free agent, 11/6/19
 M.L. Service: 1 year, 79 days
 Options Used: 3 of 3
 Contract Status: Signed thru 2020

PERSONAL: Name pronounced tow-MAHS tell-eez...Instagram: @tomasjtelis.

2019:

- Was an invite to Twins spring training, seventh career spring training and first with Minnesota; reassigned to minor league camp March 18 and spent season with Triple-A Rochester.
- Set career-high with six RBI August 22 vs. Buffalo, going 4-for-4 with two doubles and two walks.
- Hit .336 (76-for-226) as a left-handed batter and .313 (25-for-80) as a right-handed batter.
- Hit .361 (73-for-202) with a .909 OPS in final 53 games from June 1 through end of the season; hit .346 (18-for-52) in 14 June games, .324 (24-for-74) in 19 July games and .408 (31-for-76) in 20 August games.
- Caught 78 games (all starts) for the Red Wings, leading the club.
- Finished with eight home runs, the second most of career (11 with Single-A Hickory in 2011).
- Led club in batting average (.330), third in hits (101), fourth in doubles (21) and total bases (150) and fifth in RBI (46).

2018: Spent sixth career spring training with Miami and third consecutively...made Miami's Opening Day roster, the first of career...appeared in the Marlins opener, going 0-for-1 as a pinch-hitter March 29 vs. Chicago-NL...played 23 games for the Marlins in a back-up catcher role to starter J.T. Realmuto; made two starts on the season for Miami, one at designated hitter and one at first base in consecutive games April 16 and 17 at New York-AL...used by Marlins primarily as pinch hitter, going 2-for-16 (.125) in that role...designated for release or assignment April 28; outrighted to Triple-A New Orleans...hit .328 (39-for-119) with five doubles, two triples, two home runs and 21 RBI for the Baby Cakes from July 1 through the end of the season in 34 games...combined to hit .299 (93-for-311) with eight doubles, three triples, four home runs, 48 RBI, 22 walks and a .348 on-base percentage in 99 games between Miami and New Orleans...hit .319 (23-for-72) as right-handed batter and .293 (70-for-239) as left-handed batter.

2017: Split season between Triple-A New Orleans and Miami...opened year with New Orleans and batted .279 (78-for-280) with 14 doubles, two triples, five home runs and 31 RBI in 73 games over three stints...named Pacific Coast League All-Star...had three stints with Marlins: May 9-12, June 6-15, and July 25-end of season...with Miami, set new career highs in games (48), runs (13), hits (25), doubles (5), triples (3), and RBI (9)...posted .272 average (22-for-81) as left-handed hitter, and .130 (3-for-23) as right-handed hitter.

2016: Opened season with Triple-A New Orleans (Miami), batting .370 (34-for-92) over first 26 games (through May 28), with 16 runs scored, seven doubles, one triple, one home run, and 12 RBI...hit .325 in 12 games in April and .344 in 17 games in May before dropping to .280 in 21 games in June and .292 in 20 games in July...finished minor league season with .321 mark in 21 August games, with season-high 26 hits for the month...had two stints with Miami; called up briefly from July 8-13 before being called up for remainder of season on September 1...in final game of season, on October 2 at Washington, tied career-high with two hits and set new career high with four RBI; also had first home run of career, a two-run shot off of Max Scherzer in fifth inning.

2015: Opened season in Texas organization with Triple-A Round Rock...made season debut with Texas on July 17 at Houston; appeared in six games for the Rangers before trade along with left-handed pitcher Cody Ege to Miami on July 31, in exchange for right-handed pitcher Sam Dyson...named Pacific Coast League All-Star...appeared in one game with Triple-A New Orleans before being recalled to Miami on August 3 and making Marlins debut that night vs. the Mets...appeared in 17 games with the Marlins, going 4-for-27 (.148).

2014: Began year with Double-A Frisco (Texas); promoted to Round Rock on July 17...his .345 average in 36 games with Round Rock ranked 10th in Pacific Coast League, and his 48 hits were tied for third in league in that span (July 18 to August 23)...named Texas League All-Star, and started the game on June 24 in Little Rock at DH for South, before finishing contest behind plate...had contract purchased from Triple-A Round Rock on August 25 and made major league debut that night at Seattle...made start behind plate in that outing, a 2-0 win and combined shutout for Miles Mikolas and Neftali Feliz; became first player to catch a shutout in his ML debut since Pittsburgh's Jason Kendall on Opening Day, April 1, 1996 at Florida; also recorded first ML hit in that game with an infield single in the seventh inning off Brandon Maurer.

2013: Saw first career action at Double-A level, spending entire season with Frisco (Texas)...led the Texas League in games caught (82), total chances (682), and putouts (608) by a catcher, compiling a .991 fielding percentage...threw out 37-of-115 (32.2%) would-be base stealers, third-highest percentage in TL...batted .315 (29-for-92) with RISP...hit all four of his home runs on the season in June, all while batting left-handed...was a Midseason Texas League All-Star, going 1-for-2 as PH/C in June 25 game at NW Arkansas.

CAREER HIGHS

Hits: 3, 9/2/17 vs. PHI
 RBI: 4, 10/2/16 at WAS
 HR: 1, 10/2/16 at WAS
 GS: --
 SB: --
 Hit-Strike: 3, 3x, last 4/15-17/18

WALK-OFF HITS/PA

None

MULTI-HR GAMES

None



2012: Spent season with High-A Myrtle Beach (Texas), playing 79 games at catcher and 37 as DH...threw out 37-of-102 (36.3%) would-be base stealers, third-best percentage in the Carolina League...batted .283 (46-for-162) with three home runs and 18 RBI over first 42 games and .226 (65-for-88) with one homer and 25 RBI over final 75 games...hit two home runs in season-opener on April 6 vs. Wilmington, and had season-high four hits on August 10 at Frederick.

2011: Spent entire campaign with Single-A Hickory (Texas)...selected to the South Atlantic League All-Star Game, going 0-for-1 for the North squad on June 21 at Delmarva...split time between catcher and DH, starting at catcher for the first time since 2009...threw out 27-of-120 (22.5%) attempted base stealers...batted .362 (47-for-130) with runners in scoring position and .339 (19-for-56) with RISP/2 outs...collected season highs in both hits (4) and RBI (5) on June 3 at Delmarva.

2010: Spent entire season with the AZL Rangers, tying for the team lead in RBI (35)...was relegated to a full-time designated hitter role after pre-season elbow surgery...hit .375 (21-for-56) with RISP...batted .414 (29-for-70) over last 19 games and had season-high five hits on August 2 vs. AZL Royals.

2009: Split season between AZL Rangers and Single-A Spokane, combining to bat .330 (67-for-203) with four home runs and 30 RBI in 53 games...promoted to Spokane on August 30 and homered in two of last three games.

2008: Spent season with the DSL Rangers, leading team in RBI (36) and hits (70)...selected to the DSL All-Star Game and won MVP honors.

PROFESSIONAL: Originally signed by Texas as a minor league free agent in July 2007; signed by scout Edgar Suarez.

TELIS' PLAYING RECORD

YEAR	CLUB	AVG	G	AB	R	H	2B	3B	HR	RBI	SH	SF	HB	BB	SO	SB	CS	OBP	OPS
2008	DSL Rangers	.299	62	234	44	70	14	1	1	36	1	2	4	25	16	10	1	.374	.754
2009	Spokane	.400	7	20	4	8	1	0	2	2	0	0	0	4	0	0	0	.400	1.150
	AZL Rangers	.322	46	183	30	59	11	5	2	28	0	4	1	4	15	8	1	.333	.803
2010	AZL Rangers	.326	37	144	22	47	7	1	2	35	4	3	1	6	16	4	1	.351	.781
2011	Hickory	.297	115	461	67	137	28	0	11	69	5	4	6	18	35	12	6	.329	.759
2012	Myrtle Beach	.247	117	450	45	111	24	1	4	43	7	3	7	17	53	9	2	.283	.614
2013	Frisco	.264	91	348	32	92	19	0	4	43	3	4	4	10	46	8	2	.290	.643
2014	Round Rock	.345	36	139	18	48	7	2	3	17	1	0	1	6	12	1	1	.377	.866
	Frisco	.303	70	267	31	81	16	2	2	33	3	7	1	17	29	7	1	.339	.740
	TEXAS	.250	18	68	7	17	2	0	0	8	1	0	1	1	10	0	0	.271	.551
2015	Round Rock	.291	70	282	43	82	15	1	5	25	3	0	1	14	31	1	2	.327	.731
	TEXAS	.182	6	11	1	2	0	0	2	0	0	1	0	1	0	0	0	.250	.432
	New Orleans	.333	13	48	3	16	0	0	0	4	1	1	0	5	6	2	0	.389	.722
	MIAMI	.148	17	27	1	4	0	0	0	0	0	0	1	1	3	0	0	.207	.355
2016	New Orleans	.310	91	336	46	104	16	3	6	45	1	2	2	27	42	4	2	.362	.791
	MIAMI	.308	10	13	1	4	0	0	1	4	0	0	0	0	2	0	0	.308	.846
2017	New Orleans	.279	73	280	39	78	14	2	5	31	2	3	3	18	29	5	0	.326	.722
	MIAMI	.240	48	104	13	25	5	3	0	9	0	1	3	3	10	0	0	.279	.625
2018	New Orleans	.309	76	282	36	87	7	3	4	47	1	1	2	20	30	3	2	.357	.755
	MIAMI	.207	23	29	2	6	1	0	0	1	0	0	2	8	0	0	0	.258	.499
2019	Rochester	.330	82	306	44	101	21	2	8	46	1	1	6	16	33	0	0	.364	.854
	Minor League Totals	.297	986	3780	504	1121	200	23	59	504	32	37	35	203	397	74	21	.335	.744
	American League Totals	.241	24	79	8	19	2	0	0	10	1	0	2	1	11	0	0	.268	.534
	National League Totals	.225	98	173	17	39	6	3	1	14	0	1	4	6	23	0	0	.266	.578
	Major League Totals	.230	122	252	25	58	8	3	1	24	1	1	6	7	34	0	0	.267	.565

TELIS' CAREER FIELDING RECORD

POSITION	PCT	G	PO	A	E	TC	DP	PB
Catcher	.985	41	189	11	3	203	1	—
First Base	.989	30	169	12	2	183	18	—
Totals	.987	71	358	23	5	386	19	—

TELIS' PROFESSIONAL INJURED LIST HISTORY

DATES	INJURY	LEVEL
None		



72 CALEB THIELBAR

NON-ROSTER INVITE

LEFT-HANDED PITCHER

H/W: 6-0/205 B/T: R/L
 Opening Day Age: 33
 Born: 1/31/1987 in Northfield, MN
 Resides: Ft. Collins, CO

Acquired: Signed as minor league free agent, 11/29/19
 M.L. Service: 1 year, 148 days
 Options Used: 2 of 3
 Contract Status: Signed thru 2020

PERSONAL: Caleb John Thielbar (pronounced THEEL-bar)...2005 graduate of Randolph (MN) High School...2009 graduate of South Dakota State University with a degree in Wildlife and Fisheries Management...went 13-16, 5.79 ERA (196.0 IP, 126 ER) with 60 walks and 152 strikeouts in 49 career games (29 starts) for the Jackrabbits from 2006-09...went 5-8, 5.44 ERA (87.2 IP, 53 ER) with 31 walks and 100 strikeouts in 22 games (12 starts) during his senior season in 2009...ended career as the Jackrabbits all-time leader in starts (44) and innings pitched (274.0), and ranked second in strikeouts (196).

2019:

- Spent nearly entire season with Triple-A Toledo (Detroit)...finished in Atlanta organization.
- Appeared in 51 games on the season, 50 with Toledo and one with Triple-A Gwinnett (Atlanta) after being traded to Atlanta organization August 30.
- 23 of final 29 appearances were scoreless beginning June 8, posting a 1.25 ERA (50.1 IP, 7 ER) and a .198 opponent batting average in that span.
- Led Mud Hens in games (50) and ranked second in International League (51).
- Declared free agency November 4 and signed with Minnesota on minor league contract November 29.

2018: Signed with Detroit organization January 22 on minor league contract...began season with Triple-A Toledo...split season between Mud Hens and Double-A Erie, making three stints with Toledo and four stints with Erie...combined to go 7-1, 2.05 ERA (57.0 IP, 13 ER) with five walks, 51 strikeouts and a .225 opponent batting average in 39 games.

2017: Signed with Miami organization November 11, 2016 and was a non-roster invite to Marlins spring training...appeared in three games for the Marlins that spring, allowing five runs on eight hits in 1.2 innings pitched...released March 30...signed back with St. Paul Saints of the independent American Association, appearing in 17 games, going 2-1, 2.01 ERA (22.1 IP, 5 ER), four walks and 23 strikeouts with one save.

2016: Pitched for the St. Paul Saints of the independent American Association, second time in career after starting 2011 season there...appeared in 42 games, going 5-2, 2.39 ERA (64.0 IP, 17 ER), with 15 walks, 56 strikeouts and four saves...led Saints in games and was fourth in strikeouts.

2015: Spent third-straight spring training with the Twins...optioned to Triple-A Rochester April 1...made three appearances for the Red Wings and was recalled by the Twins April 17...appeared in six games for the Twins before being optioned May 1...designated for assignment July 31 when the Twins acquired Kevin Jepsen from Tampa Bay...acquired off waivers by San Diego August 8...made nine appearances with Triple-A El Paso to finish season.

2014: Made first career Opening Day roster and was in Twins bullpen all season...earned the win in second appearance April 3 at Chicago-AL. Posted 12-game scoreless streak (9.0 IP) April 6-May 13, allowing just five hits and two walks with six strikeouts...allowed just one home run in final 38 games (35.2 IP), the homer by Alex Gordon August 17 vs. Kansas City...set career-highs in games (54) and innings pitched (47.2)...inherited bases loaded six times, the most in baseball and only three of 18 total runners in those instances scored.

2013: Was invited to his first major league spring training with Twins; optioned March 14...began season at Triple-A Rochester...recalled by Minnesota May 20...started MLB career with 19.2 consecutive scoreless innings May 20-July 6, setting a Twins record and tying him with the Mets' Joe Smith (April 1-May 5, 2007) for sixth-longest streak in baseball history to begin a career...allowed just five hits during the streak and struck out 17...during the streak, retired 31 consecutive batters faced without allowing a hit, according to the *Elias Sports Bureau*, it tied Joe Nathan (2006) for the fifth longest streak in club history; had streak snapped by a Ben Zobrist home run July 8 at Tampa Bay; the streak was the second longest in club history for a rookie, short of Gerry Arrigo's 33 straight in 1964...earned first major league win June 1 vs. Seattle, tossing 1.0 scoreless inning of relief...posted a .154 opponent batting average, the lowest in Twins history and second lowest in Twins/Senators franchise history (since 1901) behind Johnny Niggeling's 1943 average of .153...posted a 1.76 ERA (46.0 IP, 9 ER), the sixth lowest in Twins history...his 49 games tied for eighth most for a rookie in Twins history...ranked sixth in AL in ERA (minimum 40.0 IP), second among rookies...tied for fifth among AL rookies in appearances...was given the Bill Boni Award as Twins Most Outstanding Rookie, voted on by the Twin Cities Chapter of the BBWAA.

2012: Began season with Single-A Ft. Myers, going 1-1, 0.00 ERA (12.1 IP) with four hits allowed, two walks and 16 strikeouts in seven games...transferred to Double-A New Britain April 30...transferred to Triple-A Rochester June 20...recorded first career Triple-A win with 2.0 scoreless innings July 1 vs. Scranton-Wilkes-Barre...recorded first career Triple-A save with 0.1 scoreless inning July 5 vs. Pawtucket...pitched for Peoria Javelinas in the Arizona Fall League, going 1-0, 11.08 ERA (13.0 IP, 16 ER) in 11 games...added to Twins 40-man roster in November.

2011: Started season with the St. Paul Saints in the Independent League...went 3-3, 2.54 ERA (49.2 IP, 14 ER) with 15 walks and 62 strikeouts in 43 games for the Saints...signed by Minnesota as a minor league free agent August 18 and reported to Single-A Ft. Myers...appeared in three games (1 start) tossing 7.1 scoreless innings.

CAREER HIGHS

IP: 2.0, 12x, last 4/30/15 vs. CWS
 SO: 3, 5x, last 6/16/14 at BOS
 Walks: 2, 3x, last 8/31/14 at BAL
 CG: --
 Low-Hit CG: --
 Win-Streak: 3, 9/13-5/5/14



2010: Started season with Single-A Wisconsin (Milwaukee)...transferred to Rookie Helena August 3...released by Milwaukee December 13.

2009: Began professional career with AZL Brewers, going 6-1, 1.59 ERA (45.1 IP, 8 ER) in 14 appearances (2 starts)...transferred to Single-A Helena August 31 and made two scoreless relief appearances.

PROFESSIONAL: Selected by Milwaukee in 18th round of 2009 First-Year Player Draft; signed by scout Harvey Kuenn Jr.

THIELBAR'S PITCHING RECORD

YEAR	CLUB	W-L	ERA	G	GS	CG	SH	SV	IP	H	R	ER	HR	HB	BB	SO	WP	K/9	BAA
2009	AZL Brewers	6-1	1.59	14	2	0	0	0	45.1	44	16	8	1	0	7	46	3	9.2	.246
	Helena	0-0	0.00	2	0	0	0	0	1.2	0	0	0	0	0	1	2	0	10.8	.000
2010	Wisconsin	0-2	5.60	30	0	0	0	3	53.0	65	41	33	6	0	14	43	0	7.3	.294
	Helena	0-0	3.68	9	0	0	0	0	14.2	16	7	6	2	0	0	9	1	5.5	.286
2011	Ft. Myers	1-0	0.00	3	1	0	0	0	7.1	1	0	0	0	0	5	5	1	6.1	.042
2012	Ft. Myers	1-1	0.00	7	0	0	0	1	12.1	4	1	0	0	2	2	16	0	11.7	.100
	New Britain	2-0	1.80	16	0	0	0	4	25.0	18	5	5	1	0	3	26	0	9.4	.198
	Rochester	3-1	3.57	25	1	0	0	1	40.1	42	19	16	5	1	16	32	3	7.1	.266
2013	Rochester	1-1	3.76	17	0	0	0	1	26.1	27	13	11	1	1	8	34	2	11.6	.260
	MINNESOTA	3-2	1.76	49	0	0	0	0	46.0	24	11	9	4	0	14	39	1	6.6	.154
2014	MINNESOTA	2-1	3.40	54	0	0	0	0	47.2	51	19	18	3	1	16	35	0	6.6	.280
2015	MINNESOTA	0-0	5.40	6	0	0	0	0	5.0	5	3	3	0	0	0	5	1	9.0	.263
	Rochester	5-3	2.81	29	0	0	0	0	32.0	30	10	10	1	1	18	19	0	5.3	.252
	El Paso	0-0	0.73	9	0	0	0	0	12.1	9	1	1	1	1	5	7	0	5.1	.196
2018	Erie	3-0	1.42	27	0	0	0	0	38.0	28	7	6	1	0	3	40	1	9.5	.201
	Toledo	4-1	3.32	12	0	0	0	0	19.0	20	9	7	2	1	2	11	0	5.2	.270
2019	Toledo	2-1	3.30	50	0	0	0	4	76.1	74	29	28	7	2	16	92	3	10.8	.254
	Gwinnett	0-0	0.00	1	0	0	0	1	2.0	1	0	0	0	0	2	0	0	9.0	.143
Independent League Totals		10-6	2.38	102	0	0	0	5	136.0	104	40	36	7	2	34	141	9	9.3	—
Minor League Totals		28-11	2.91	251	4	0	0	15	405.2	379	158	131	28	9	100	384	14	8.5	.244
Major League Totals		5-3	2.74	109	0	0	0	0	98.2	80	33	30	7	1	30	79	2	7.2	.224

THIELBAR'S CAREER FIELDING RECORD

POSITION	PCT	G	PO	A	E	TC	DP	PB
Pitcher	.944	109	6	11	1	18	0	—

THIELBAR'S PROFESSIONAL INJURED LIST HISTORY

DATES	INJURY	LEVEL
None		

TWINS POSITION PLAYERS WHO HAVE PITCHED

PLAYER	DATE	OPP	IP	R	ER	BB	SO	P/K	PLAYER	DATE	OPP	IP	R	ER	BB	SO	P/K
Julio Becquer	9-10-61	at KC	1.1	3	3	1	0	N/A	Chris Gimenez	5-23-17	DET	0.1	0	0	0	0	4/3
César Tovar*	9-22-68	OAK	1.0	0	0	1	1	N/A	Chris Gimenez	5-6-17	BOS	0.2	0	0	0	0	4/3
Dan Gladden	6-27-88	at CAL	1.0	0	0	0	0	9/5	Chris Gimenez	5-31-17	HOU	1.0	2	2	0	0	15/9
Dan Gladden	5-07-89	at CLE	1.0	1	1	1	0	18/11	Chris Gimenez	6-6-17	at SEA	1.0	0	0	0	0	9/5
John Moses	6-24-89	at BOS	1.0	0	0	1	0	13/7	Chris Gimenez	6-12-17	SEA	1.0	2	2	0	0	20/13
John Moses	5-19-90	at BOS	1.0	1	1	0	0	15/9	Chris Gimenez	6-22-17	CWS	1.0	0	0	0	0	12/9
John Moses	7-31-90	CAL	1.0	2	2	2	0	30/15	Ryan LaMarre	4-23-18	at NYY	0.2	1	1	0	0	5/4
Michael Cuddyer	7-25-11	at TEX	1.0	0	0	1	0	16/9	Willians Astudillo	7-14-18	TB	1.0	5	5	0	0	35/20
Drew Butera	5-20-12	at MIL	1.0	0	0	1	1	17/9	Mitch Garver	8-6-18	at CLE	1.0	1	0	0	0	14/8
Jamey Carroll	8-5-13	at KC	1.0	0	0	0	0	9/7	Chris Gimenez	9-2-18	at TEX	1.0	5	5	0	1	29/21
Shane Robinson	8-8-15	at CLE	1.0	0	0	1	1	14/7	Ehire Adrianza	7-17-19	NYM	1.0	5	3	3	0	21/14
Eduardo Escobar	8-11-16	HOU	1.0	0	0	0	0	16/10									

* - started game



43 LEWIS THORPE



LEFT-HANDED PITCHER

H/W: 6-1/218 B/T: R/L
Opening Day Age: 24
Born: 11/23/1995 in Melbourne, AU
Resides: Melbourne, AU

Acquired: Signed as minor league free agent, 7/12/12
M.L. Service: 54 days
Options Used: 2 of 3
Contract Status: Signed thru 2020

PERSONAL: Lewis James Thorpe...Twitter: @lewisT18...signed as 16-year-old out of Melbourne, Australia... eight previous Australians have played for the Twins, most recently James Beresford in 2016...to correct his vision, Thorpe wore an eye patch for two years as a child...in spare time, enjoys playing golf, fishing and bowling...has a three-year old pet Kangaroo named Skippy at his home in Melbourne, Australia... participated in 2020 Twins Winter Caravan.

2019:

- Spent second career spring training with the Twins and optioned to Triple-A Rochester March 8.
- Named International League Pitcher of the Week April 28 after pitching a career-high 8.0 innings with a career-high 12 strikeouts April 23 vs. Scranton/Wilkes-Barre...named Twins minor league Pitcher of the Week for same period.
- Went 3-4, 5.71 ERA (69.1 IP, 44 ER) with 21 walks and 88 strikeouts in 14 starts for the Red Wings April 6-June 23.
- Recalled by Minnesota June 28 and made major league debut June 30 at Chicago-AL, allowing two runs on five hits in 5.0 innings pitched with seven strikeouts...became the sixth Twins pitcher to record seven-or-more strikeouts, joining Boof Bonser (8 in 2006), Yohan Pino (7 in 2014), Darrell Jackson (7 in 1978), Bert Blyleven (7 in 1970) and Devin Smeltzer (7 on May 28, 2019)...combined with Smeltzer, marked the first time in Senators/Twins history to have multiple rookies strike out seven-plus batters in their debuts in the same season.
- Optioned back to Rochester July 1 but had four different stints with the Twins during season...made 12 major league appearances (2 starts), going 3-2 with a 6.18 ERA (27.2 IP, 19 ER), 10 walks and 31 strikeouts.
- Went 3-0, 1.83 ERA (19.2 IP, 4 ER) with four walks and 16 strikeouts in five July games (2 starts) for the Red Wings.
- Earned first major league win July 22 vs. New York-AL, allowing one run on four hits in 2.2 innings of relief.
- In 20 games (19 starts) at Rochester, struck out 119 batters in 96.1 innings pitched...among the 73 pitchers who threw 90.0-plus innings in Triple-A, ranked first in strikeouts-per-9.0 innings pitched (11.1), second in strikeout percentage (41.2), and sixth in WHIP (1.20).

2018: Was an invite to Twins spring training, the first of his career; optioned to Double-A Chattanooga March 9 where he started his season...set a minor league career-high with 12 strikeouts (7.0 IP) June 21 vs. Biloxi, earning Twins minor league Pitcher of the Week and Southern League Pitcher of the Week honors for period ending July 1...went 1-0, 0.71 ERA (12.2 IP, 1 ER) with two walks and 19 strikeouts in two starts...named to Southern League Postseason All-Star team while pitching for Chattanooga...pitched for the World Team in the SiriusXM Futures Game at Nationals Park July 15...appeared in relief, allowing four runs on three hits in 0.2 innings pitched...promoted to Triple-A Rochester August 15 where he finished the season, making four starts for the Red Wings...combined to go 8-7, 3.54 ERA (129.2 IP, 51 ER) with 36 walks and 157 strikeouts in 26 games (25 starts) between Chattanooga and Rochester...recipient of the Jim Rantz Award as Twins minor league Pitcher of the Year...second Australian native to win the award (Liam Hendriks - 2011).

2017: Began season on 7-day Injured List at Single-A Cedar Rapids recovering from Tommy John surgery on left elbow; reinstated May 18 and transferred to Single-A Ft. Myers where he began season...promoted to Double-A Chattanooga August 18 to make one start for Lookouts, earning the win August 20 at Tennessee and transferred back to Ft. Myers...posted ERA's per month of 1.38 in May, 1.98 in June, 4.44 in July and 1.88 in August...held right-handed hitters to a .218 batting average for the Miracle and left-handers to a .241 average...led Miracle in strikeouts (84) and ranked fourth in starts (15).

2016: Missed second consecutive season recovering from Tommy John surgery on left elbow he had in April of 2015.

2015: Missed entire season recovering from Tommy John surgery in April...ranked 13th-best prospect in the Twins system by *Baseball America* following the season.

2014: Spent entire season with Single-A Cedar Rapids...led Kernels starting staff in strikeouts-per-9.0 innings (10.11)...ranked 11th-best prospect in the Twins system by *Baseball America* and 91st best by Baseball Prospectus entering 2015.

2013: Spent first professional season with GCL Twins...led GCL in strikeouts (64)...pitched for Melbourne in the Australian Baseball League following the season...ranked seventh-best prospect in the Gulf Coast League and seventh-best prospect in the Twins organization by *Baseball America*... named eighth-best prospect in Twins system by both MLB.com and *Baseball Prospectus*.

PROFESSIONAL: Signed as an undrafted free agent July 12, 2012; signed by Twins scout Howard Norsetter.

CAREER HIGHS

IP: 5.0, 6/30/19 at CWS
SO: 7, 6/30/19 at CWS
Walks: 4, 9/14/19 at CLE
CG: --
Low-Hit CG: --
Win-Streak: 2, 7/22-9/3/19



THORPE'S PITCHING RECORD

YEAR	CLUB	W-L	ERA	G	GS	CG	SH	SV	IP	H	R	ER	HR	HB	BB	SO	WP	K/9	BAA
2013	GCL Twins	4-1	2.05	12	8	0	0	0	44.0	32	13	10	2	2	6	64	3	13.1	.203
2014	Cedar Rapids	3-2	3.52	16	16	0	0	0	71.2	62	37	28	7	5	36	80	8	10.0	.232
2015	DID NOT PLAY - INJURED																		
2016	DID NOT PLAY - INJURED																		
2017	Chattanooga	1-0	6.00	1	1	0	0	0	6.0	5	4	4	2	0	2	7	0	10.5	.217
	Ft. Myers	3-4	2.69	16	15	0	0	0	77.0	62	27	23	3	2	31	84	12	9.8	.225
2018	Chattanooga	8-4	3.58	22	21	0	0	0	108.0	105	57	43	13	1	30	131	12	10.9	.251
	Rochester	0-3	3.32	4	4	0	0	0	21.2	20	11	8	3	0	6	26	2	10.8	.244
2019	Rochester	5-4	4.58	20	19	0	0	0	96.1	91	51	49	13	1	25	119	5	11.1	.244
	MINNESOTA	3-2	6.18	12	2	0	0	0	27.2	38	19	19	3	0	10	31	3	10.0	.336
	Minor League Totals	24-18	3.50	91	84	0	0	0	424.2	377	200	165	43	11	136	511	42	10.8	.236
	Major League Totals	3-2	6.18	12	2	0	0	0	27.2	38	19	19	3	0	10	31	3	10.0	.336

THORPE'S CAREER FIELDING RECORD

POSITION	PCT	G	PO	A	E	TC	DP	PB
Pitcher	1.000	12	0	2	0	2	0	—

THORPE'S PROFESSIONAL INJURED LIST HISTORY

DATES	INJURY	LEVEL
September 6, 2014-May 18, 2017	Left UCL - Tommy John Surgery	Single-A Cedar Rapids

ALL-TIME 3-HOMER GAMES

TWINS	NO.	PLAYER	DATE	OPPONENT	AT-BATS (AB HR HIT)
	1	Bob Allison	5-17-63	at Cleveland	5 (3-4-5)
	2	Harmon Killebrew	9-21-63	at Boston	5 (1-3-5)
	3	Tony Oliva	7-3-73	at Kansas City	5 (1-3-5)
	4	Justin Morneau	7-6-07	at Chicago-AL	5 (1-2-4)
	5	Max Kepler	8-1-16	at Cleveland	6 (1-2-4)
	6	Brian Dozier	9-5-16	vs. Kansas City	5 (1-2-5)
	7	Eddie Rosario	6-13-17	vs. Seattle	5 (1-2-5)
	8	Byron Buxton	8-27-17	at Toronto	5 (3-4-5)
	9	Eddie Rosario	6-3-18	vs. Cleveland	5 (1-4-5)
	10	Max Kepler	6-6-19	vs. Cleveland	4 (1-2-4)
	11	Nelson Cruz	7-25-19	vs. Kansas City	3 (1-2-4)
	12	Nelson Cruz	8-3-19	at Chicago-AL	5 (1-2-3)

OPPONENTS	NO.	PLAYER	DATE	OPPONENT	AT-BATS (AB HR HIT)
	1	Tom McCraw	5-24-67	Chicago-AL	6 (2-4-6)
	2	Joe Lahoud	6-11-69	Boston	5 (1-3-5)
	3	Bobby Grich	6-18-74	at Baltimore	5 (2-3-4)
	4	Al Oliver	5-23-79	at Texas	4 (1-3-4)
	5	Eddie Murray	8-29-79	Baltimore	5 (3-4-5)
	6	Jeff Burroughs	8-14-81	Seattle	4 (1-3-4)
	7	Doug DeCinces	8-13-82	at California	5 (1-2-3)
	8	Harold Baines	9-17-84	Chicago-AL	4 (1-3-4)
	9	Cory Snyder	5-21-87	at Cleveland	4 (1-2-4)
	10	Joe Carter	7-19-89	Cleveland	5 (1-2-4)
	11	Dave Winfield	4-13-91	California	6 (1-2-3)
	12	Dave Henderson	8-3-91	at Oakland	5 (1-2-3)
	13	Juan Gonzalez	6-7-92	at Texas	4 (1-2-4)
	14	Darnell Coles	7-5-94	Toronto	5 (2-4-5)
	15	Ernie Young	5-10-96	at Oakland	5 (1-3-4)
	16	Geronimo Berroa	8-12-96	at Oakland	5 (1-2-5)
	17	Iván Rodríguez	9-11-97	at Texas	4 (2-3-4)
	18	Edgar Martínez	5-18-99	at Seattle	5 (3-4-5)
	19	Ellis Burks	6-19-01	at Cleveland	7 (3-4-7)
	20	Hee-Seop Choi	6-12-05	at Los Angeles-NL	4 (1-4-6)
	21	Nick Markakis	8-22-06	at Baltimore	4 (1-2-3)
	22	Evan Longoria	9-18-08	at Tampa Bay	5 (1-3-4)
	23	José Bautista	5-15-11	Toronto	5 (2-3-4)
	24	Curtis Granderson	4-19-12	at New York-AL	5 (1-2-3)
	25	Alex Rodríguez	7-25-15	New York-AL	4 (2-3-4)
	26	Josh Donaldson	8-28-16	at Toronto	4 (2-3-4)



41 WILFREDO TOVAR

NON-ROSTER
INVITE



INFIELDER

H/W: 5-7/180 B/T: R/R
Opening Day Age: 28
Born: 8/11/1991 in Santa Teresa del Tuy, VZ
Resides: Santa Teresa, del Tuy, VZ

Acquired: Signed as minor league free agent, 12/17/19
M.L. Service: 99 days
Options Used: 3 of 3
Contract Status: Signed thru 2020

PERSONAL: Wilfredo José Tovar (toe-VAR)...Twitter: @WTovar70...2020 is second stint with Twins, previously in 2016...has played for four different organizations: New York-NL (2008-15), Minnesota (2016), St. Louis (2017-18) and Los Angeles-AL (2019).

2019:

- Was an invite to Los Angeles-AL spring training, his eighth career spring training...began season with Triple-A Salt Lake.
- Ranked second on Bees in batting average (.321)...hit .302 (39-for-129) vs. left-handed pitching at Salt Lake and .292 (82-for-281) vs. right-handed pitching.
- Had two stints with the Angels during season: June 7-29 and August 4-26.
- Hit first career major league double June 9 vs. Seattle off Wade LeBlanc.
- Set career-highs at the major league level in games (31), hits (16), doubles (5), RBI (5), runs (5) and walks (5).
- Became free agent September 30 and signed a minor league contract with Minnesota December 17.
- Played for Caracas in the Venezuelan Winter League, hitting .292 (38-for-130) with eight doubles, one triple, two home runs, 20 RBI and 14 runs scored in 32 games.

2018: Spent second season with Triple-A Memphis (St. Louis)...posted 10th straight season (2009-18) with double-digit stolen bases...ranked second on Redbirds in hits (107), fourth in stolen bases (11) and games (108), and fifth in RBI (47).

2017: Spent entire season with Triple-A Memphis (St. Louis) and made 67 starts at SS, 26 at 2B and nine at 3B...was perfect in 101 total chances while playing second base...hit career-high six home runs, including second career grand slam August 7 vs. Nashville...played in 10 Pacific Coast League playoff games, batting .263 (10-for-38) with a home run, two doubles and six RBI...homered in Game 5 of PCL semifinals at Colorado Springs, a two-run shot in seventh inning, as Redbirds advanced to championship round...Memphis defeated El Paso to capture PCL title.

2016: Signed minor league deal with Minnesota December 15, 2015...led Triple-A Rochester and ranked third in International League with 29 stolen bases...led club in doubles (24), ranked third in hits (112), second in games (125), fourth in triples (4) and walks (32)...was third toughest batter to strike out in IL (1 K per 8.37 plate appearances).

2015: Spent season with Triple-A Las Vegas (New York-NL), appearing in 102 games (55 at SS, 27 at 3B, 21 at 2B)...led 51s with career-high 30 stolen bases...logged second career two-homer game May 5 at Albuquerque (3-for-3, 4 RBI)...placed on 7-day Injured List on August 18 with dislocated left shoulder; reinstated by Las Vegas and recalled by New York Mets August 29 but did not play; transferred to 60-day Injured List.

2014: Began season with Double-A Binghamton (New York-NL)...placed on 7-day Injured List May 30 with a sprained left thumb...recalled to New York September 23 and appeared in two games.

2013: Played career-high 133 games with Double-A Binghamton (New York-NL) and named MiLB.com Organization All-Star...recalled by Mets September 20 and made major league debut September 22 at Philadelphia recording two hits, the game-tying RBI and a stolen base, singled off Cliff Lee for his first major league hit...became one of four Mets to have two-or-more hits, one-or-more RBI and one-or-more stolen bases in his MLB debut...made five starts at shortstop for Mets.

2012: Logged career-high 28 doubles and 50 RBI between Single-A St. Lucie and Double-A Binghamton (New York-NL)...named Florida State League Midseason All-Star and played in FSL All-Star Game at Charlotte for the South Team.

2008-11: Spent first four professional seasons with VSL Mets, GCL Mets, Single-A St. Lucie, Single-A Brooklyn and Single-A Savannah - all in New York-NL organization...during those seasons, combined to hit .254 (459-for-1804) with 89 doubles, 17 triples, five home runs, 151 RBI, 225 runs scored and 80 stolen bases in 488 games...played for Peoria in the Arizona Fall League in 2011, hitting .281 (27-for-96) with 11 doubles, one triple, one home run, nine RBI and 17 runs scored in 24 games for the Javelinas.

PROFESSIONAL: Originally signed as international free agent at age 16 with New York Mets, October 12, 2007.

CAREER HIGHS

Hits: 2, 5x, last 8/19/19 at TEX
RBI: 1, 7x, last 8/21/19 at TEX
HR: --
GS: --
SB: 1, 9/22/13 at PHI
Hit-Strike: 3, 2x, last 8/10-14/19

WALK-OFF HITS/PA

None

MULTI-HR GAMES

None



TOVAR'S PLAYING RECORD

YEAR	CLUB	AVG	G	AB	R	H	2B	3B	HR	RBI	SH	SF	HB	BB	SO	SB	CS	OBP	OPS
2008	GCL Mets	.203	49	153	16	31	7	1	2	11	6	0	2	12	23	7	4	.269	.570
2009	GCL Mets	.243	38	148	21	36	5	3	0	14	1	1	3	8	19	16	8	.294	.611
	VSL Mets	.289	12	38	3	11	3	1	0	2	0	1	0	5	3	1	1	.364	.785
2010	St. Lucie	.246	30	118	14	29	5	1	0	6	1	0	2	3	22	4	3	.276	.582
	Brooklyn Savannah	.265	18	68	11	18	2	1	0	6	3	1	3	2	9	4	3	.311	.634
2011	Savannah	.281	44	160	12	45	10	0	0	17	2	0	3	8	12	4	5	.327	.671
	Savannah	.251	131	491	70	123	21	3	2	41	3	7	8	44	53	15	9	.318	.686
2012	St. Lucie	.284	65	218	31	62	17	1	1	23	4	1	4	29	17	12	7	.377	.762
	Binghamton	.254	57	193	20	49	11	2	0	27	3	4	6	11	22	2	1	.308	.640
2013	Binghamton	.263	133	441	70	116	14	4	4	36	3	2	7	33	49	12	7	.323	.663
	NEW YORK-NL	.200	7	15	1	3	0	0	0	2	2	0	1	1	3	1	0	.294	.494
2014	GCL Mets	.333	2	6	0	2	1	0	0	2	0	0	0	1	1	0	1	.429	.929
	St. Lucie	.353	5	17	2	6	2	1	0	4	0	0	2	4	1	2	0	.522	1.110
	Binghamton	.282	78	255	31	72	8	1	2	29	1	3	5	21	22	8	6	.345	.690
	NEW YORK-NL	.000	2	3	0	0	0	0	0	0	0	0	0	0	0	0	0	.000	.000
2015	Las Vegas	.283	102	357	50	101	15	1	3	42	6	1	2	22	40	30	13	.327	.683
2016	Rochester	.249	125	450	49	112	24	4	1	35	5	4	3	32	59	29	9	.301	.627
2017	Memphis	.253	111	360	44	91	19	0	6	31	2	1	1	27	64	19	7	.306	.661
2018	Memphis	.297	108	360	41	107	15	1	5	47	0	3	2	24	42	11	5	.342	.728
2019	Salt Lake	.321	85	327	53	105	17	6	4	57	0	3	0	19	45	3	6	.355	.802
	LOS ANGELES-AL	.193	31	83	5	16	5	0	0	5	0	0	0	5	15	0	0	.239	.492
Minor League Totals		.268	1193	4160	538	1116	196	31	30	430	40	32	53	305	503	179	95	.324	.676
Major League Totals		.188	40	101	6	19	5	0	0	7	2	0	1	6	18	1	0	.241	.478

TOVAR'S CAREER FIELDING RECORD

POSITION	PCT	G	PO	A	E	TC	DP	PB
Shortstop	.991	39	34	78	1	113	16	—

TOVAR'S PROFESSIONAL INJURED LIST HISTORY

DATES	INJURY	LEVEL
August 6-14, 2018	Left Groin Strain	Triple-A Memphis
August 18-29, 2015	Dislocated Left Shoulder	Triple-A Las Vegas
May 30-July 27, 2014	Left Thumb Sprain	Double-A Binghamton

CYCLE PERFORMANCES

TWINS

PLAYER	DATE	TEAM	AT-BATS	INN	SCORE	PITCHERS
Rod Carew	5-20-70	at Kansas City	5	9	10-5	Johnson-Fitzmorris
César Tovar	9-19-72	Texas	5	9	5-3	Bosman-Lindblad
Larry Hise	6-4-76	at Baltimore	5	10	8-6	Alexander-Flanagan
Lyman Bostock	7-24-76	at Chicago-AL	4	9	17-2	Vuckovich-Knapp-Odom
Mike Cabbage	7-27-78	Toronto	4	9	6-3	Clancy-Garvin
Gary Ward	9-18-80	at Milwaukee	4	9	8-9	Caldwell-Cleveland
Kirby Puckett	8-1-86	Oakland	5	9	10-1	Young-Akerfelds
Carlos Gómez	5-7-08	at Chicago-AL	6	9	13-1	Buehrle-Wasserman
Jason Kubel	4-17-09	Los Angeles-AL	5	9	11-9	Moseley-Rodriguez-Bulger
Michael Cuddyer	5-22-09	Milwaukee	5	9	11-3	Parra-Difelice-Julio
Jorge Polanco	4-5-19	at Philadelphia	5	9	4-10	Pivetta-Morgan

OPPONENTS

PLAYER	DATE	TEAM	AT-BATS	INN	SCORE	PITCHERS
Fred Patek	7-9-71	Kansas City	5	9	3-6	Perry
Fred Lynn	5-13-80	at Boston	5	9	5-10	Williams-Verhoeven-Marshall
Paul Molitor	5-15-91	Milwaukee	5	9	2-4	Tapani
Travis Hafner	8-14-03	Cleveland	5	9	3-8	Radke-Baldwin
Adrián Beltré	8-24-12	at Texas	4	9	0-8	Deduno-Waldrop



30 LAMONTE WADE JR.



OUTFIELDER

H/W: 6-1/205 B/T: L/L
Opening Day Age: 26
Born: 1/1/1994 in Baltimore, MD
Resides: Owings Mill, MD

Acquired: 9th RD, 2015 MLB Draft
M.L. Service: 88 days
Options Used: 1 of 3
Contract Status: Signed thru 2020

PERSONAL: LaMonte Aaron Wade Jr. (pronounced lah-MONT)...Twitter: @WadesWorld6...Instagram: @lamonte.wade...attended St. Paul High School in Brooklandville, MD where he was a four-year letter-winner in baseball and basketball and was named to the 2012 Preseason Under Armour All-American Team and the 2012 Baltimore Sun All-Metro First-Team...attended the University of Maryland...made the transfer from first base to centerfield as a junior in 2015...finished second on the team with a .335 (53-for-158) batting average while his .453 on-base percentage led all Terrapins...stole seven bases, walked 30 times compared to 20 strikeouts and made just one error in the field...in the 2015 NCAA Tournament, was named the LA Regional Most Outstanding Player after hitting .400 (6-for-15) with two home runs in four games... is an avid ping pong player and practices against a robot.

2019:

- Spent second spring training with the Twins and optioned to Triple-A Rochester March 12.
- Drew 18 walks in 22 games in April (.436 OBP) for Red Wings, 15 walks in 25 games in May (.333 OBP) and 20 walks in 25 games in June (.429 OBP).
- Hit .248 (59-for-238) with 11 doubles, one triple, five home runs, 24 RBI and 51 walks in 70 games for the Red Wings and was recalled by Minnesota June 27 (Willians Astudillo - IL)...51 walks were tied for IL lead at time of recall.
- Made major league debut June 28 at Chicago-AL, hitting ninth and starting in rightfield; went 0-for-1 with a hit-by-pitch...second Twin to ever be hit by a pitch in first career plate appearance, the other being Brian Dinkelman on June 4, 2011 at Kansas City.
- Optioned back to Rochester June 29 and played in six more games with the Wings before being recalled again July 6.
- Placed on Injured List next day, July 7 with a right thumb dislocation, colliding with the centerfield wall that day vs. Texas.
- Played in 10 games on rehab assignment between Single-A Cedar Rapids and Double-A Pensacola from August 17-27...returned from rehab assignment and reinstated from IL September 1.
- Recorded his first major league hit and RBI on September 8 vs. Cleveland on an infield single to second base.
- Hit first career major league home run September 15 at Cleveland, a two-run shot off Shane Bieber.
- Named best plate discipline in Twins minor league system by *Baseball America* following season.

2018: Was an invite to Twins spring training, the first of his career; reassigned to minor league camp March 18...began season with Double-A Chattanooga...placed on the 7-day Injured List May 18 with a left shoulder A/C joint sprain; reinstated May 29...named to Southern League Midseason All-Star team while at Chattanooga...promoted to Triple-A Rochester June 9...named Twins minor league Player of the Week July 7, hitting .304 (7-for-23) with two triples, two home runs, four RBI, two walks and one stolen base in six games for the Red Wings...placed on 7-day Injured List August 3 with a right hamstring strain, returned and played 23 games for the Red Wings to finish the season...at both stops combined, played 83 games (80 starts) in leftfield and 24 games (23 starts) in rightfield...recorded 11 assists and committed three errors...combined to hit .257 (109-for-424) with 11 doubles, four triples, 11 home runs, 48 RBI, 54 runs scored, 10 stolen bases and a .360 on-base percentage in 120 games between Chattanooga and Rochester...added to Twins 40-man roster November 20.

2017: Spent entire season with Double-A Chattanooga...named Twins minor league Player of the Week May 13, hitting .440 (11-for-25) with two doubles, one home run, five RBI and nine walks in eight games for the Lookouts...named Southern League Midseason All-Star...placed on 7-day Injured List with right thumb sprain; reinstated August 11...hit .313 (31-for-99) against left-handed pitching and .286 (93-for-325) against right-handed pitching...played for Surprise in the Arizona Fall League, hitting .238 (15-for-63) with three doubles, one triple, two home runs, eight RBI and a .351 on-base percentage in 19 games...ranked as having the best strike-zone discipline in Twins system by *Baseball America* entering 2018.

2016: Split season between Single-A Cedar Rapids and Single-A Ft. Myers, combining to hit .293 (93-for-317) with eight home runs and 51 RBI in 88 games between two levels...named Midwest League Midseason All-Star after leading the league with a .439 on-base percentage...participated in the Midwest League All-Star Game Home Run Derby...transferred to Ft. Myers June 22 but was inactive until July 1...placed on Injured List August 9 through remainder of season with bruised left hand...named Twins organization All-Star by MiLB.com...named 26th-best prospect in Twins organization following the season by MLB.com...rated as the best athlete in Twins organization by *Baseball America* following the season.

2015: Began first professional season with Rookie-Elizabethton...named Appalachian League Player of the Week August 10...transferred to Single-A Cedar Rapids September 2 and finished the season playing four games with the Kernels...named to Appalachian League Postseason All-Star team...finished the season with the third most games (64) and third highest on-base percentage (.428) in the Appalachian League, as well as fourth most RBI (44) and hits (72) and the ninth highest batting average (.312).

PROFESSIONAL: Selected by Twins in ninth round of 2015 First-Year Player Draft; signed by scout John Wilson.

CAREER HIGHS

Hits: 2, 2x, last 9/24/19 at DET

RBI: 2, 9/15/19 at CLE

HR: 1, 2x, last 9/21/19 vs. KC

GS: --

SB: --

Hit-Strike: 3, 9/21-24/19

WALK-OFF HITS/PA

None

MULTI-HR GAMES

None



WADE'S PLAYING RECORD

YEAR	CLUB	AVG	G	AB	R	H	2B	3B	HR	RBI	SH	SF	HB	BB	SO	SB	CS	OBP	OPS
2015	Elizabethton	.312	64	231	36	72	8	5	9	44	1	3	3	46	34	12	1	.428	.934
	Cedar Rapids	.143	4	14	1	2	0	0	0	1	0	0	1	1	2	0	0	.250	.393
2016	Cedar Rapids	.280	56	207	32	58	6	3	4	27	0	5	5	44	27	5	3	.410	.806
	Ft. Myers	.318	32	110	17	35	8	1	4	24	0	3	4	10	17	1	1	.386	.904
2017	Chattanooga	.292	117	424	74	124	22	3	7	67	3	11	5	76	71	9	2	.397	.805
2018	Chattanooga	.298	46	171	30	51	2	1	7	27	0	2	2	26	20	5	2	.393	.837
	Rochester	.229	74	253	24	58	9	3	4	21	0	0	3	38	54	5	1	.337	.673
2019	Cedar Rapids	.133	4	15	1	2	0	0	0	0	0	0	0	3	5	0	0	.278	.411
	Pensacola	.238	6	21	3	5	3	0	0	3	0	0	0	3	3	0	0	.333	.714
	Rochester	.246	77	264	47	65	12	1	5	24	2	3	9	56	48	7	2	.392	.748
	MINNESOTA	.196	26	56	10	11	2	1	2	5	0	2	11	9	0	1	.348	.723	
Minor League Totals		.276	480	1710	265	472	70	17	40	238	6	27	32	303	281	44	12	.389	.796
Major League Totals		.196	26	56	10	11	2	1	2	5	0	0	2	11	9	0	1	.348	.723

WADE'S CAREER FIELDING RECORD

POSITION	PCT	G	PO	A	E	TC	DP	PB
Outfield	1.000	24	23	2	0	25	1	—
First Base	1.000	1	4	0	0	4	0	—
Totals	1.000	25	27	2	0	29	1	—

WADE'S PROFESSIONAL INJURED LIST HISTORY

DATES	INJURY	LEVEL
July 7-September 1, 2019.....	Right Thumb Dislocation.....	Minnesota.....
August 3-10, 2018.....	Right Hamstring Strain.....	Triple-A Rochester.....
May 18-29, 2018.....	Left Shoulder Sprain.....	Double-A Chattanooga.....
August 4-11, 2017.....	Right Thumb Sprain.....	Double-A Chattanooga.....
August 9-end of 2016 season.....	Left Hand Contusion.....	Single-A Ft. Myers.....
June 23-July 1, 2016.....	Left Hamstring Strain.....	Single-A Ft. Myers.....

TWINS STRAIGHT STEAL OF HOME

DATE	PLAYER	INNING	PITCHER	OPPONENT	MADE SCORE	FINAL
7/19/62	Vic Power	5th	Dailey	Cleveland	6-0	8-0
8/3/66	Ted Uhlaender	8th	Stigman	Boston	7-2	7-2
5/10/68	John Roseboro	4th	Clark	at California	4-0	6-5
4/9/69	Rod Carew	5th	Nelson	at Kansas City	3-2	3-4
4/19/69	Rod Carew	7th	Wilhelm	California	5-5	6-5
4/30/69	Rod Carew	5th	Brandon	Seattle	5-0	6-4
5/18/69	Cesar Tovar *	3rd	Lolich	Detroit	2-1	2-8
5/18/69	Rod Carew *	3rd	Lolich	Detroit	1-2	2-8
6/4/69	Rod Carew	8th	McDaniel	New York-AL	4-2	4-2
6/16/69	Rod Carew	1st	Murphy	California	2-0	8-2
7/16/69 (1)	Rod Carew	2nd	Nyman	Chicago-AL	6-2	9-8
8/23/69	Cesar Tovar	2nd	Kekich	New York-AL	6-0	8-3
4/23/71	Rod Carew	1st	Kline	at New York-AL	1-0	7-3
9/1/72	Rod Carew #	10th	Farmer	Cleveland	5-4	5-4 (10 inn.)
9/12/72	Jim Nettles	4th	Hunter	Oakland	4-2	4-7
6/28/73	Rod Carew	3rd	Broberg	at Texas	2-0	4-0
5/14/75	Rod Carew	1st	Perry	Cleveland	1-0	3-0
5/17/76	Rod Carew	1st	Norris	Oakland	1-0	5-4
8/30/76	Rod Carew	1st	Augustine	Milwaukee	1-2	10-3
6/27/77	Rod Carew	4th	Hinds	Milwaukee	7-3	10-3
4/8/88	Dan Gladden	7th	Wells	Toronto	5-2	6-3
9/25/88	Dan Gladden	7th	Pety	at California	3-2	6-2
9/27/97	Rich Becker	5th	Juden	at Cleveland	2-0	6-4

* - denotes consecutive batters
- ended game



37 MATT WISLER



RIGHT-HANDED PITCHER

H/W: 6-3/215 B/T: R/R
Opening Day Age: 27
Born: 9/12/1992 in Bryan, OH
Resides: Atlanta, GA

Acquired: Claimed off Waivers from SEA, 10/29/19
M.L. Service: 3 years, 42 days
Options Used: 3 of 3
Contract Status: Signed thru 2020

PERSONAL: Matt R. Wisler...Instagram: @matthewwisler...graduated from Bryan (OH) High School...before signing with the Padres in 2011 had committed to The Ohio State University.

2019:

- Was in spring training with Cincinnati but designated for release or assignment March 28 and traded to San Diego in exchange for right-handed pitcher Diomar Lopez April 1.
- Made 21 relief appearances with the Padres, posting a record of 2-2, 5.28 ERA (29.0 IP, 17 ER) with 34 strikeouts and 10 walks.
- Designated for assignment by San Diego on June 29...acquired by Seattle from San Diego in exchange for cash considerations on July 4...reported to the club on July 5.
- Went 1-2 with four holds and a 6.04 ERA (22.1 IP, 15 ER) with 29 strikeouts and six walks in 23 appearances for the Mariners, including eight starts as an Opener.
- As an Opener, including two outings of 2.0 innings (July 28 vs. Detroit and August 10 vs. Tampa Bay); did not allow a run across 10.0 innings, while striking out 10, walking one and allowing four hits to a .121 (4-for-33) average against.
- In 15 relief appearances with the Mariners, posted a 10.95 ERA (12.1 IP, 15 ER), striking out 19 and walking five.
- Did not allow an earned run in 11 consecutive appearances July 20-August 23...over that span, held opposing batters to a .182 (8-for-44) average against.
- Finished the season by allowing 12 runs in 7.1 innings (14.73 ERA) over his final nine appearances (1 start as an Opener), beginning August 24.

2018: Began season with Atlanta...traded to Cincinnati July 30, along with RHP Lucas Sims and OF Preston Tucker, in exchange for LF Adam Duval...the next day was optioned to Triple-A Louisville and made two starts and six relief appearances there...promoted from Louisville August 31, when RHP Austin Brice was optioned...in that night's 12-5 loss at St. Louis, made his Reds debut by pitching scoreless sixth and seventh innings in relief...didn't allow an earned run in nine of his 11 appearances for the Reds.

2017: Split the season between Atlanta and Triple-A Gwinnett...made one start and 19 relief appearances during six stints with the Braves...threw more than 1.0 inning in 10 of his 19 relief appearances...made his only start June 10 vs. New York-NL in Game 2 of a doubleheader.

2016: Made his first Opening Day roster with Atlanta...ranked second on the staff in starts (26) and T-2nd in wins (7)...earned his only career save with a perfect 10th inning in the 6-5 win at Miami on April 17...in the 3-0 win May 3 at New York-NL, allowed just one hit in 8.0 innings, a single to Asdrúbal Cabrera.

2015: Acquired by Atlanta from San Diego along with outfielders Cameron Maybin, Carlos Quentin, Jordan Paroubeck and a competitive balance pick (41st overall) in the 2015 First-Year Player Draft, in exchange for right-handed pitcher Craig Kimbrel and outfielder Melvin Upton Jr. April 5...among National League rookies ranked fifth in wins (8) and eighth in innings pitched (109.0)...promoted on June 19, and in major league debut that night vs. New York-NL earned the 2-1 victory (8.0 IP, 6 H, 1 ER, 0 BB, 2 K); became the first Braves starting pitcher to win his debut since Kenshin Kawakami on April 11, 2009 vs. Washington and only the second starter in Atlanta history (since 1966) to record in his debut at least 8.0 innings while allowing one run or less (John Smoltz, 8 IP, 1 R, 7/23/88 at New York-NL)...his 8.0 innings without a walk were the most in Atlanta history (since 1966) by a pitcher making his debut...won his major league debut at the age of 22 years, 280 days.

2014: Split time between Double-A San Antonio and Triple-A El Paso (San Diego)...made six starts with San Antonio, going 1-0 with a 2.10 ERA (30.0 IP, 7 ER), six walks and 35 strikeouts...went 9-5 with a 5.01 ERA (116.1 IP, 65 ER), 101 strikeouts and 36 walks in 22 starts with El Paso.

2013: Split season between Single-A Lake Elsinore and Double-A San Antonio (San Diego)...with Lake Elsinore, went 2-1 with a 2.03 ERA (31.0 IP, 7 ER), six walks and 28 strikeouts in six starts...with San Antonio, went 8-5 with a 3.00 ERA (105.0 IP, 35 ER), 27 walks and 103 strikeouts in 20 games...named Southern League Pitcher of the Week twice, as well as International League Pitcher of the Week twice...named as a MiLB.com Padres organization All-Star and helped lead Double-A San Antonio to the Texas League championship.

2012: Spent entire season with Single-A Fort Wayne, going 5-4 in 24 games (23 starts) with a 2.53 ERA (114.0 IP, 32 ER), 28 walks and 113 strikeouts...following the season, was rated by *Baseball America* as the Padres second best prospect.

2011: Made his professional debut, appearing in one game for the AZL Padres, allowing four earned runs with two hits and two walks without recording an out.

PROFESSIONAL: Originally selected by San Diego in seventh round of June 2011 First-Year Player Draft; signed by Mark Conner.

CAREER HIGHS

IP: 8.2, 10/4/15 vs. STL
SO: 10, 8/31/16 vs. SD
Walks: 5, 7/1/15 vs. WAS
CG: - -
Low-Hit CG: - -
Win-Streak: 4, 7/1-26/15



WISLER'S PLAYING RECORD

YEAR	CLUB	W-L	ERA	G	GS	CG	SH	SV	IP	H	R	ER	HR	HB	BB	SO	WP	K/9	BAA
2011	Padres	0-0	INF	1	0	0	0	0	0.0	2	4	4	0	1	2	0	0	0.0	1.000
2012	Fort Wayne	5-4	2.53	24	23	1	1	0	114.0	95	39	32	1	5	28	113	5	8.9	.227
2013	San Antonio	8-5	3.00	20	20	0	0	0	105.0	85	36	35	7	2	27	103	3	8.8	.223
	Lake Elsinore	2-1	2.03	6	6	0	0	0	31.0	22	7	7	1	1	6	28	0	8.1	.196
2014	El Paso	9-5	5.01	22	22	0	0	0	116.2	131	68	65	19	5	36	101	6	7.8	.279
	San Antonio	1-0	2.10	6	6	0	0	0	30.0	26	7	7	2	0	6	35	2	10.5	.234
2015	Gwinnett	3-4	4.29	12	12	0	0	0	65.0	68	34	31	5	1	13	49	1	6.8	.266
	ATLANTA	8-8	4.71	20	19	0	0	0	109.0	119	59	57	16	4	40	72	2	5.9	.280
2016	Gwinnett	2-1	3.71	4	4	1	0	0	26.2	27	13	11	3	2	5	22	1	7.4	.257
	ATLANTA	7-13	5.00	27	26	0	0	1	156.2	159	90	87	26	4	49	115	5	6.6	.259
2017	Gwinnett	7-5	3.56	18	14	1	1	0	93.2	101	44	37	7	1	20	64	10	6.1	.274
	ATLANTA	0-1	8.35	20	1	0	0	0	32.1	43	31	30	5	2	13	22	0	6.1	.323
2018	Gwinnett	4-4	4.37	13	13	2	1	0	70.0	79	35	34	6	2	14	65	10	8.4	.290
	ATLANTA	1-1	5.40	7	3	0	0	0	26.2	30	16	16	6	0	5	21	1	7.1	.283
	Louisville	1-1	1.83	8	2	0	0	0	19.2	19	5	4	0	0	3	21	1	9.6	.253
	CINCINNATI	0-0	2.03	11	0	0	0	0	13.1	11	4	3	2	0	2	11	0	7.4	.224
2019	SAN DIEGO	2-2	5.28	21	0	0	0	0	29.0	34	17	17	5	0	10	34	3	10.6	.291
	SEATTLE	1-2	6.04	23	8	0	0	0	22.1	22	17	15	5	0	6	29	0	11.7	.247
Minor League Totals		42-30	3.58	134	122	5	3	0	671.2	655	292	267	51	20	160	601	39	8.1	.255
Major League Totals		19-27	5.20	129	57	0	0	1	389.1	418	234	225	65	10	125	304	11	7.0	.273

WISLER'S CAREER FIELDING RECORD

POSITION	PCT	G	PO	A	E	TC	DP	PB
Pitcher	.985	129	21	43	1	65	1	—

WISLER'S BATTING RECORD

BATTING	AVG	AB	R	H	2B	3B	HR	RBI	SH	SF	HBP	BB	SO	SB	OBP	OPS
Career	.128	86	2	11	0	0	0	3	12	1	0	3	31	0	.156	.283

WISLER'S PROFESSIONAL INJURED LIST HISTORY

DATES	INJURY	LEVEL
None		

HOME RUN IN FIRST GAME AS TWIN

PLAYER	DATE	AT-BAT	COUNT	OPPONENT	PITCHER
Rick Renick	7-11-68	1st	3-1	Detroit	Mickey Lolich
Hal Haydel	9-7-70	2nd	0-0	Milwaukee	Al Downing
Eric Soderholm	9-3-71	2nd	1-1	Oakland	Diego Segui
Dave McKay	8-22-75	1st	1-1	Detroit	Vern Ruhle
Kent Hrbek	8-24-81	5th	2-2	at New York-AL	George Frazier
Tim Laudner	8-28-81	3rd	0-1	Detroit	Dave Rozema
Gary Gaetti	9-20-81	1st	1-1	at Texas	Charlie Hough
Andre David	6-29-84	1st	1-2	at Detroit	Jack Morris
Luke Hughes	4-28-10	1st	2-2	at Detroit	Max Scherzer
Eric Fryer*	9-11-13	1st	3-1	Oakland	Tommy Milone
Eddie Rosario	5-6-15	1st	0-0	Oakland	Scott Kazmir
Jake Cave	5-19-18	2nd	0-0	Milwaukee	Freddy Peralta

* - Played two seasons with Pittsburgh from 2011-12, but hit first career home run with Twins. Other 11 players started their career with Minnesota.

TWINS 2020 ROSTER - HOW CONSTRUCTED

	FIRST-YEAR PLAYER DRAFT (11)	VIA TRADE (10)	SIGNED AS FREE AGENT (17)	RULE-5 DRAFT (0)	CLAIMED OFF WAIVERS (2)
2009:			Max Kepler Jorge Polanco Miguel Sanó		
2010:	Eddie Rosario (4th round)				
2011:			Fernando Romero		
2012:	José Berrios (1st round) Byron Buxton (1st round) Tyler Duffey (5th round) Taylor Rogers (11th round)	Trevor May (PHI)	Lewis Thorpe		
2013:	Mitch Garver (9th round)		Luis Arraez		
2014:	Nick Gordon (1st round)				
2015:	Travis Blankenhorn (5th round) LaMonte Wade (9th round) Cody Stashak (13th round)				
2016:	Sean Poppen (19th round)				
2017:		Zack Littell (NYY)	Willians Astudillo Randy Dobnak Michael Pineda		Ehire Adrianza (MIL)
2018:		Jorge Alcala (HOU) Jake Cave (NYY) Dakota Chalmers (OAK) Jhoan Duran (ARI) Gilberto Celestino (HOU) Jake Odorizzi (TB) Devin Smeltzer (LAD)			
2019:			Alex Avila Homer Bailey Tyler Clippard Nelson Cruz Marwin Gonzalez Rich Hill Sergio Romo		Matt Wisler (SEA)
2020:		Kenta Maeda (LAD)	Josh Donaldson		

NOTE: LIST INCLUDES 40-MAN ROSTER/INJURED LIST AND EXCLUDES NON-ROSTER INVITES

PRONUNCIATION GUIDE

EHIRE ADRIANZAEH-ray ah-dree-AHN-zuh
 ALCALAAL-cah-lah
 ARRAEZuh-RISE
 ASTUDILLOah-stu-DEE-oh
 AVILAah-VEE-lah
 BERRIOSba-REE-ohs
 CELESTINOsell-ess-TEE-no
 JHOULYS CHACÍNJO-lees CHA-seen
 COULOMBEKOO-lohm
 CRUZCROOZ
 DIAZDEE-az
 DOBNAKDAWB-nak
 DUFFEYDUFF-ee
 JHOAN DURANYO-ahn DOO-rah

KIRILLOFFKEER-ah-loff
 LARNACHLAR-nack
 LITTELLlah-TELL
 MAEDAmah-EH-dah
 ODORIZZIoh-duh-RIZZ-ee
 PINEDApeh-NAY-duh
 REINHEIMERRINE-hi-mer
 ROSARIOrow-SAH-ree-oh
 SANOsa-NO
 STASHAKSTAY-shak
 TELISteh-LEES
 THIELBARTHEEL-bar
 LAMONTE (WADE)lah-MONT



Get YOUR GAME ON AT THE ISLAND



When the Twins hit the road, get your game on at Treasure Island Resort & Casino! With over 2,200 of the hottest slots, table games, including live poker, bingo, a fun-filled indoor water park and a luxurious hotel, it's the perfect escape. Discover your paradise and book your getaway to The Island today.



Tlcasino.com | 1-800-222-7077

2019 YEAR IN REVIEW



TWINS FINAL STATISTICS — 2019

BATTING: [2ND IN A.L.]

PLAYER	AVG	G	AB	R	H	2B	3B	HR	RBI	SH	SF	HB	BB	SO	SB	CS	E	OBP
Adrianza, E	.272	83	202	34	55	8	3	5	22	2	4	6	20	40	0	2	8	.349
Arraez, L	.334	92	326	54	109	20	1	4	28	0	3	1	36	29	2	2	5	.399
Astudillo, W	.268	58	190	28	51	9	0	4	21	0	4	5	5	8	0	0	3	.299
Austin, T	.250	2	4	1	1	1	0	0	0	0	0	0	1	3	0	0	0	.400
Berrios, J	.000	2	4	1	0	0	0	0	0	0	0	0	1	4	0	0	1	.200
Buxton, B	.262	87	271	48	71	30	4	10	46	2	1	2	19	68	14	3	2	.314
Castro, J	.232	79	237	39	55	9	0	13	30	1	1	3	33	88	0	0	1	.332
Cave, J	.258	72	198	28	51	11	2	8	25	0	1	8	21	71	0	0	3	.351
Cron, C	.253	125	458	51	116	24	0	25	78	0	2	10	29	107	0	0	8	.311
Cruz, N	.311	120	454	81	141	26	0	41	108	0	3	7	56	131	0	1	0	.392
Garver, M	.273	93	311	70	85	16	1	31	67	0	2	5	41	87	0	0	6	.365
Gibson, K	.000	2	1	0	0	0	0	0	0	2	0	0	1	1	0	0	2	.500
Gonzalez, M	.264	114	425	52	112	19	0	15	55	0	1	6	31	98	1	0	4	.322
Kepler, M	.252	134	524	98	132	32	0	36	90	0	4	8	60	99	1	5	0	.336
LaMarre, R	.217	14	23	3	5	0	0	2	3	0	0	0	3	5	1	1	0	.308
Miller, I	.176	12	17	2	3	1	0	0	1	0	0	0	0	3	0	0	0	.176
Odorizzi, J	.000	3	2	0	0	0	0	0	0	1	0	0	0	0	0	0	0	.000
Perez, M	.000	3	3	1	0	0	0	0	0	0	0	0	0	2	0	0	2	.000
Pineda, M	.000	2	4	0	0	0	0	0	0	0	0	0	0	1	0	0	0	.000
Polanco, J	.295	153	631	107	186	40	7	22	79	2	7	4	60	116	4	3	22	.356
Rosario, E	.276	137	562	91	155	28	1	32	109	0	6	0	22	86	3	1	5	.300
Sano, M	.247	105	380	76	94	19	2	34	79	0	1	3	55	159	0	1	19	.346
Schoop, J	.256	121	433	61	111	23	1	23	59	0	1	10	20	116	1	1	14	.304
Torreyes, R	.188	7	16	3	3	0	0	0	1	0	0	1	0	3	1	0	1	.235
Wade Jr, L	.196	26	56	10	11	2	1	2	5	0	0	2	11	9	0	1	0	.348
MINNESOTA	.270	162	5732	939	1547	318	23	307	906	10	41	81	525	1334	28	21	111	.338

PITCHING: [5TH IN A.L.]

PITCHER	W	L	ERA	G	GS	CG	SH	SV	IP	H	R	ER	HR	HB	BB	SO	WP	BK	AVG
Adams, A	0	0	16.88	2	0	0	0	0	2.2	4	5	5	2	0	3	5	0	0	.333
Adrianza, E	0	0	27.00	1	0	0	0	0	1.0	5	3	3	0	0	0	1	0	0	.625
Alcala, J	0	0	0.00	2	0	0	0	0	1.2	1	0	0	0	0	1	1	0	0	.167
Berrios, J	14	8	3.68	32	32	1	0	0	200.1	194	94	82	26	9	51	195	8	1	.251
De Jong, C	0	0	36.00	1	0	0	0	0	1.0	3	4	4	1	0	3	0	0	0	.500
Dobnak, R	2	1	1.59	9	5	0	0	1	28.1	27	9	5	1	3	5	23	0	1	.245
Duffey, T	5	1	2.50	58	0	0	0	0	57.2	44	23	16	8	3	14	82	3	1	.201
Dyson, S	1	0	7.15	12	0	0	0	0	11.1	14	9	9	3	0	6	8	1	0	.298
Eades, R	0	0	0.00	2	0	0	0	0	3.2	4	0	0	0	0	2	5	0	0	.286
Gibson, K	13	7	4.84	34	29	0	0	0	160.0	175	99	86	23	7	56	160	8	0	.275
Graterol, B	1	1	4.66	10	0	0	0	0	9.2	10	5	5	1	1	2	10	2	0	.278
Harper, R	4	2	3.81	61	0	0	0	1	54.1	54	25	23	7	1	10	50	5	0	.257
Hildenberger, T	2	2	10.47	22	0	0	0	1	16.1	30	19	19	2	3	7	15	1	0	.395
Littell, Z	6	0	2.68	29	0	0	0	0	37.0	34	12	11	4	0	9	32	0	0	.250
Magill, M	2	0	4.45	28	0	0	0	0	28.1	30	21	14	4	2	15	36	2	0	.263
May, T	5	3	2.94	65	0	0	0	2	64.1	43	24	21	8	3	26	79	3	0	.184
Mejia, A	0	2	8.80	13	0	0	0	0	15.1	16	16	15	3	0	12	15	1	0	.276
Morin, M	0	0	3.18	23	0	0	0	1	22.2	20	11	8	3	2	2	11	0	0	.227
Odorizzi, J	15	7	3.51	30	30	0	0	0	159.0	139	65	62	16	4	53	178	4	0	.234
Parker, B	1	2	4.21	37	0	0	0	10	36.1	34	18	17	7	2	16	34	4	0	.246
Perez, M	10	7	5.12	32	29	0	0	0	165.1	184	104	94	23	3	67	135	3	1	.279
Pineda, M	11	5	4.01	26	26	0	0	0	146.0	141	68	65	23	5	28	140	8	0	.253
Poppen, S	0	0	7.56	4	0	0	0	0	8.1	10	7	7	1	0	5	9	0	0	.323
Rogers, T	2	4	2.61	60	0	0	0	30	69.0	58	20	20	8	6	11	90	2	0	.225
Romero, F	0	1	7.07	15	0	0	0	0	14.0	19	12	11	2	1	11	18	5	0	.317
Romo, S	0	1	3.18	27	0	0	0	3	22.2	17	9	8	3	2	4	27	1	0	.198
Smeltzer, D	2	2	3.86	11	6	0	0	1	49.0	50	23	21	8	1	12	38	1	1	.265
Stashak, C	0	1	3.24	18	1	0	0	0	25.0	29	9	9	3	1	1	25	0	0	.287
Stewart, K	2	2	6.39	9	2	0	0	0	25.1	29	18	18	5	1	8	10	6	0	.290
Thorpe, L	3	2	6.18	12	2	0	0	0	27.2	38	19	19	3	0	10	31	3	0	.336
Vasquez, A	0	0	-	1	0	0	0	0	0.0	0	3	3	0	1	2	0	0	0	--
MINNESOTA	101	61	4.18	162	162	0	10	50	1463.1	1456	754	680	198	61	452	1463	71	5	.257

DID YOU Know?

...that the Twins' longest 9.0-inning game ever played in terms of time was 4 hours and 19 minutes on July 23, 2017 as the Twins lost to the Tigers at Target Field 9-6.

TWINS FINAL CLUB STATISTICS — 2019

	HOME		ROAD		TOTALS	
	W	L	W	L	W	L
AMERICAN LEAGUE						
VS. BALTIMORE	3	0	3	0	6	0
VS. BOSTON	1	2	2	1	3	3
VS. NEW YORK	1	2	1	2	2	4
VS. TAMPA BAY	2	1	3	1	5	2
VS. TORONTO	1	3	3	0	4	3
TOTALS VS. EAST	8	8	12	4	20	12
VS. CLEVELAND	4	6	5	4	9	10
VS. CHICAGO	6	3	7	3	13	6
VS. DETROIT	6	3	8	2	14	5
VS. KANSAS CITY	8	2	6	3	14	5
TOTALS VS. CENTRAL	24	14	26	12	50	26
VS. HOUSTON	3	1	1	2	4	3
VS. LOS ANGELES	2	1	3	0	5	1
VS. OAKLAND	1	2	2	2	3	4
VS. SEATTLE	3	1	2	1	5	2
VS. TEXAS	2	1	4	0	6	1
TOTALS VS. WEST	11	6	12	5	23	11
TOTALS VS. A.L.	43	28	50	21	93	49
VS. ATLANTA	1	2	0	0	1	2
VS. MIAMI	0	0	2	1	2	1
VS. MILWAUKEE	1	1	1	1	2	2
VS. NEW YORK	0	2	1	1	1	3
VS. PHILADELPHIA	0	0	1	2	1	2
VS. WASHINGTON	1	2	0	0	1	2
TOTALS VS. N.L.	3	7	5	5	8	12
OVERALL TOTALS	46	35	55	26	101	61
DOUBLEHEADERS (HOME)	WON 0	LOST 0	SPLIT 1			
DOUBLEHEADERS (ROAD)	WON 2	LOST 0	SPLIT 0			

	HOME		ROAD		TOTALS	
	W	L	W	L	W	L
SHUTOUTS	7	3	3	0	10	3
SHO - INDIVIDUAL	0	1	0	0	0	1
EXTRA INNINGS	2	6	3	1	5	7
ONE-RUN DECISIONS	10	6	13	6	23	12
TWO-RUN DECISIONS	10	10	9	4	19	14
VS. LH STARTERS					22	17
VS. RH STARTERS					79	44
GRASS FIELDS	46	35	39	24	95	59
ARTIFICIAL FIELD	0	0	6	1	6	1
DAY GAMES	16	12	18	12	34	24
NIGHT GAMES	30	23	37	14	67	37

ATTENDANCE

HOME	2,294,152 (80 DATES)	28,282 AVG
ROAD	1,880,642 (79 DATES)	23,805 AVG

TRADING REGULATIONS

Trade assignment waivers are required for any assignment of a player from a major league club to another major league club during the period commencing 4 p.m. (EST) on August 1 and ending at the close of the championship season. Trade assignment waivers may not be obtained between the close of a championship season and 4 p.m. (EST) on the following July 31.

TWINS VS. LEFT-HANDERS — 2019

BATTER	AB	H	2B	3B	HR	RBI	BB	IBB	SO	AVG	OBP	SLG
Ehire Adrianza	52	14	0	1	2	5	6	0	11	.269	.350	.423
Luis Arraez	84	23	2	0	0	8	18	1	9	.274	.398	.298
Williams Astudillo	52	13	1	0	1	5	1	0	3	.250	.273	.327
Tyler Austin	1	1	1	0	0	0	0	0	0	1.000	1.000	1.000
Byron Buxton	63	20	6	0	3	11	5	0	16	.317	.368	.556
Jason Castro	40	5	0	0	0	3	5	0	19	.125	.222	.125
Jake Cave	46	13	3	0	3	6	3	0	20	.283	.320	.543
C.J. Cron	129	42	7	0	11	31	10	3	27	.326	.385	.636
Nelson Cruz	115	37	5	0	16	29	20	8	29	.322	.424	.783
Mitch Garver	106	34	6	1	12	23	19	0	27	.321	.434	.736
Mawrin Gonzalez	120	36	5	0	5	12	3	9	22	.300	.323	.467
Max Kepler	147	43	7	0	9	36	13	0	24	.293	.356	.524
Ryan LaMarre	13	4	0	0	2	3	0	0	2	.308	.308	.769
Ian Miller	3	0	0	0	0	0	0	0	1	.000	.000	.000
Jorge Polanco	196	53	10	1	6	24	10	0	43	.270	.305	.423
Eddie Rosario	153	43	11	0	5	27	8	0	23	.281	.315	.451
Miguel Sano	109	31	5	1	11	24	12	0	41	.284	.355	.651
Jonathan Schoop	112	31	5	0	9	23	10	1	36	.277	.354	.563
Ronald Torreyes	5	0	0	0	0	0	0	0	0	.000	.000	.000
LaMonte Wade Jr.	7	0	0	0	0	0	1	0	2	.000	.300	.000

PITCHER	AB	H	2B	3B	HR	RBI	BB	SO	BAA	OBP	SLG	OPS
Austin Adams	9	4	0	0	2	5	0	4	.444	.444	1.111	1.556
Jorge Alcalá	1	1	0	0	0	1	0	0	1.000	1.000	1.000	2.000
Jose Berrios	388	96	21	1	12	44	28	99	.247	.306	.399	.705
Chase De Jong	1	1	0	0	0	1	3	0	1.000	1.000	1.000	2.000
Randy Dobnak	57	10	2	0	0	3	1	9	.175	.203	.211	.414
Tyler Duffey	102	20	3	0	4	9	5	28	.196	.245	.343	.589
Sam Dyson	19	4	0	0	1	2	1	4	.211	.250	.368	.618
Ryan Eades	5	2	0	0	0	0	2	2	.400	.571	.400	.971
Kyle Gibson	316	91	14	3	11	46	29	71	.288	.358	.456	.814
Brusdar Graterol	14	3	0	0	1	4	2	2	.214	.333	.429	.762
Ryne Harper	102	27	7	1	3	19	5	30	.265	.299	.441	.740
Trevor Hildenberger	24	8	4	0	0	5	2	5	.333	.370	.500	1.033
Zack Littell	55	14	4	0	1	8	5	13	.255	.317	.382	.698
Matt Magill	44	13	5	0	0	7	7	9	.295	.385	.409	.794
Trevor May	124	23	4	0	5	12	7	37	.185	.235	.339	.574
Adalberto Mejía	16	3	1	0	1	5	5	4	.188	.364	.438	.801
Mike Morin	42	8	1	0	0	2	0	9	.190	.209	.214	.424
Jake Odorizzi	289	80	15	2	8	34	26	91	.277	.335	.426	.761
Blake Parker	63	17	2	0	1	5	9	15	.270	.365	.349	.714
Martín Pérez	136	31	6	0	1	14	9	28	.228	.291	.294	.585
Michael Pineda	246	64	9	1	7	21	7	51	.260	.277	.390	.668
Sean Poppen	9	1	0	0	0	2	4	3	.111	.385	.222	.607
Taylor Rogers	66	18	1	0	1	3	4	25	.273	.333	.333	.667
Fernando Romero	21	9	3	0	1	4	4	3	.429	.520	.714	1.234
Sergio Romo	34	6	1	0	1	7	2	11	.176	.222	.294	.516
Devin Smeltzer	38	12	3	0	1	1	4	10	.316	.395	.474	.869
Cosy Stashak	41	15	4	0	0	5	0	8	.366	.381	.463	.844
Kohl Stewart	33	8	1	0	3	8	4	2	.242	.324	.545	.870
Lewis Thorpe	22	8	2	0	0	4	4	7	.364	.444	.455	.899

EXTRA INNING GAMES [5-7]

DATE	OPPONENT	WL	INN	RECORD AFTER	WINNING PITCHER	LOSING PITCHER	SAVE
April 2	at Kansas City	W	10.0	3-1	Hildenberger	Boxberger	Parker
June 12	Seattle	L	10.0	44-22	Bass	Duffey	Elias
June 18	Boston	W	17.0	48-24	Littell	Johnson	
June 22	at Kansas City	W	10.0	50-26	May	Peralta	Parker
June 27	Tampa Bay	L	18.0	52-28	Yarbrough	Harper	
July 3	at Oakland	W	12.0	54-31	Parker	Trinen	Rogers
July 7	Texas	L	11.0	56-33	Kelley	Mejía	
July 23	New York-AL	L	10.0	61-39	Chapman	Stewart	Green
August 1	at Miami	L	11.0	66-42	Brigham	Stashak	
August 11	Cleveland	L	10.0	71-47	Hand	Rogers	
September 6	Cleveland	L	11.0	87-54	Clippard	Thorpe	
September 17	Chicago-AL	W	12.0	93-58	Harper	Ruiz	

TWINS VS. RIGHT-HANDERS — 2019

BATTER	AB	H	2B	3B	HR	RBI	BB	IBB	SO	AVG	OBP	SLG
Ehire Adrianza	150	41	8	2	3	17	14	1	29	.273	.349	.413
Luis Arraez	242	86	18	1	4	20	18	0	20	.355	.399	.488
Williams Astudillo	138	38	8	0	3	16	4	0	5	.275	.309	.399
Tyler Austin	3	0	0	0	0	0	1	0	3	.000	.250	.000
Byron Buxton	208	51	24	4	7	35	14	1	52	.245	.298	.500
Jason Castro	197	50	9	0	13	27	28	0	69	.254	.354	.497
Jake Cave	152	38	8	2	5	19	18	0	51	.250	.360	.428
C.J. Cron	329	74	17	0	14	47	19	0	80	.225	.281	.404
Nelson Cruz	339	104	21	0	25	79	36	0	102	.307	.381	.590
Mitch Garver	205	51	10	0	19	44	22	0	60	.249	.326	.576
Mawrin Gonzalez	305	76	14	0	10	43	28	2	76	.249	.322	.393
Max Kepler	377	89	25	0	27	54	47	0	75	.236	.328	.517
Ryan LaMarre	10	1	0	0	0	0	3	0	3	.100	.308	1.000
Ian Miller	14	3	1	0	0	1	0	0	2	.214	.214	.286
Jorge Polanco	435	133	30	6	16	55	50	2	73	.306	.378	.513
Eddie Rosario	409	112	17	1	27	82	14	2	63	.274	.294	.518
Miguel Sano	271	63	14	1	23	55	43	0	118	.232	.343	.546
Jonathan Schoop	321	80	18	1	14	36	10	0	80	.249	.285	.442
Ronald Torreyes	11	3	0	0	0	1	0	0	3	.273	.333	.273
LaMonte Wade Jr.	49	11	2	1	2	5	10	0	7	.224	.356	.429

PITCHER	AB	H	2B	3B	HR	RBI	BB	SO	BAA	OBP	SLG	OPS
Austin Adams	3	0	0	0	0	0	3	1	.000	.500	.000	.500
Jorge Alcala	5	0	0	0	0	1	1	1	.000	.167	.000	.167
Jose Berrios	386	98	14	2	14	39	23	96	.254	.299	.409	.708
Chase De Jong	5	2	0	0	1	3	0	0	.400	.400	1.000	1.400
Randy Dobnak	53	17	1	0	1	4	4	14	.321	.390	.396	.786
Tyler Duffey	117	24	3	0	4	12	9	54	.205	.268	.333	.601
Sam Dyson	28	10	2	0	2	5	5	4	.357	.455	.643	1.097
Ryan Eades	9	2	1	0	0	0	0	3	.222	.222	.333	.556
Kyle Gibson	321	84	16	1	12	45	27	89	.262	.320	.430	.750
Brusdar Graterol	22	7	1	0	0	2	0	8	.318	.318	.364	.682
Ryne Harper	108	27	4	0	4	17	5	20	.250	.282	.398	.680
Trevor Hildenberger	52	22	4	0	2	17	5	10	.423	.492	.615	1.107
Zack Littell	81	20	4	1	3	8	4	19	.247	.282	.432	.714
Matt Magill	70	17	5	1	4	11	8	27	.243	.338	.514	.852
Trevor May	110	20	3	0	3	9	19	42	.182	.306	.291	.597
Adalberto Mejia	42	13	3	0	2	10	7	11	.310	.408	.524	.932
Mike Morin	46	12	4	0	3	10	2	2	.261	.306	.543	.850
Jake Odorizzi	304	59	14	0	8	21	27	87	.194	.266	.319	.585
Blake Parker	75	17	4	0	6	12	7	19	.227	.301	.520	.821
Martin Perez	523	153	30	0	22	82	58	107	.293	.360	.476	.836
Michael Pineda	312	77	17	1	16	40	21	89	.247	.301	.462	.763
Sean Poppen	22	9	2	1	1	5	1	6	.409	.435	.727	1.162
Taylor Rogers	192	40	8	0	7	22	7	65	.208	.251	.359	.611
Fernando Romero	39	10	1	0	1	2	7	15	.256	.383	.359	.742
Sergio Romo	52	11	2	1	2	4	2	16	.212	.263	.404	.667
Devin Smeltzer	151	38	5	3	7	18	8	28	.252	.289	.464	.753
Cosy Stashak	60	14	4	1	3	6	1	17	.233	.242	.483	.725
Kohl Stewart	67	21	5	1	2	8	4	8	.313	.361	.507	.869
Lewis Thorpe	91	39	9	1	3	12	6	24	.330	.371	.549	.921

TWINS ALL-TIME LEADERS IN GAMES BY POSITION

POS	PLAYER	GAMES	NEXT
P	Eddie Guardado (1993-03, '08)	648	Rick Aguilera (1989-99), 490
C	Joe Mauer (2004-13, '18)	921	Earl Battey (1961-67), 831
1B	Kent Hrbek (1981-94)	1,609	Justin Morneau (2003-13), 1,124
2B	Rod Carew (1967-78)	1,128	Chuck Knoblauch (1991-97), 999
SS	Greg Gagne (1983-92)	1,112	Zoilo Versalles (1961-67), 1,062
3B	Gary Gaetti (1981-90)	1,311	Rich Rollins (1961-68), 771
LF	Dan Gladden (1987-91)	621	Bob Allison (1962-70), 519
CF	Kirby Puckett (1984-95)	1,433	Torii Hunter (1998-2007), 1,172
RF	Tony Oliva (1962-72)	1,137	Tom Brunansky (1982-88), 795
DH	Paul Molitor (1996-98)	380	Randy Bush (1982-93), 347

DID YOU Know?

...that during his career, Kirby Puckett's .318 career batting average was the third-highest among his peers, trailing only Wade Boggs (.333) and Tony Gwynn (.337).

TWINS DAY-BY-DAY — 2019

Date	Opp.	Score	W/L	Rcd.	Pos.	GA/ GB	Daily Attendance	Hm Att.	Total Date	Winner/Loser/Save
MARCH/APRIL (17-10)										
		Batting: .257 (233-for-907)			Pitching: 17-10-10,		4.37 ERA (239.0 IP, 116 ER)			
28	---- CLE	2-0	W	1-0	T1st	+1.0	*39,519	39,519	1	Berrios/Kluber/Rogers
29	---- OFF DAY				T1st	+0.5				
30	---- CLE	1-2	L	1-1	T2nd	-1.0	15,271	54,790	2	Edwards/Parker/Hand
31	---- CLE	9-3	W	2-1	T1st	--	15,613	70,403	3	Pérez/Carrasco
1	---- OFF DAY				T1st	--				
2	---- at KC	^5-4	W	3-1	1st	+1.0	10,024			Hildenberger/Boxberger/Parker
3	---- at KC	7-6	W	4-1	1st	+1.0	10,575			May/Peralta/Parker
4	---- OFF DAY				1st	+0.5				
5	---- at PHI	4-10	L	4-2	T1st	--	28,021			Pivetta/Odorizzi
6	---- at PHI	6-2	W	5-2	T1st	--	44,693			Pineda/Arrieta
7	---- at PHI	1-2	L	5-3	3rd	-1.0	39,735			Eflin/Berrios
8	---- OFF DAY				3rd	-1.0				
9	---- at NYM	14-8	W	6-3	2nd	-0.5	22,126			Hildenberger/deGrom
10	---- at NYM	6-9	L	6-4	3rd	-1.0	20,946			Syndergaard/Odorizzi
11	---- OFF DAY				3rd	-1.0				
12	---- DET				3rd	-0.5				PPD due to rain; Make-up set for May 11
13	---- DET	4-3	W	7-4	1st	+0.5	16,484	86,887	4	Pineda/Ross/Parker
14	---- DET	6-4	W	8-4	1st	+1.5	14,774	101,661	5	Berrios/Zimmermann/Hildenberger
15	---- TOR	3-5	L	8-5	1st	+0.5	11,727	113,388	6	Gaviglio/Mejia/Biagini
16	---- TOR	5-6	L	8-6	2nd	-0.5	13,365	126,753	7	Sanchez/May/Giles
17	---- TOR	4-1	W	9-6	2nd	-0.5	11,465	138,218	8	Odorizzi/Thornton/Parker
18	---- TOR	4-7	L	9-7	2nd	-1.0	12,523	150,741	9	Biagini/Pineda/Giles
19	---- at BAL				2nd	-1.0				PPD due to rain/sleet; Make-up set for April 20
20	---- at BAL	6-5	W	10-7	2nd	-1.0	--			Berrios/Straily/Rogers
	---- at BAL###	16-7	W	11-7	T1st	--	28,409			Pérez/Cobb
21	---- at BAL	4-3	W	12-7	1st	+1.0	11,018			Gibson/Bundy/Rogers
22	---- at HOU	9-6	W	13-7	1st	+1.5	34,518			Odorizzi/Peacock
23	---- at HOU	4-10	L	13-8	1st	+1.5	29,409			Rondon/Hildenberger
24	---- at HOU	1-7	L	13-9	1st	+0.5	26,582			Verlander/Stewart
25	---- OFF DAY				T1st	--				
26	---- BAL	6-1	W	14-9	T1st	--	23,658	174,399	10	Pérez/Cobb
27	---- BAL	9-2	W	15-9	1st	+1.0	18,878	193,277	11	Berrios/Fry
28	---- BAL	4-1	W	16-9	1st	+2.0	20,034	213,311	12	Gibson/Bundy/Parker
29	---- HOU	1-0	W	17-9	1st	+2.5	12,615	225,926	13	Odorizzi/Verlander/Parker
30	---- HOU	0-11	L	17-10	1st	+1.5	12,181	238,107	14	Cole/Pineda
MAY (21-8)										
		Batting: .286 (292-for-1020)			Pitching: 21-8-5, 3.45 ERA (256.0 IP, 98 ER)					
1	---- HOU	6-2	W	18-10	1st	+2.5	14,115	252,222	15	Pérez/McHugh
2	---- HOU	8-2	W	19-10	1st	+3.0	17,271	269,493	16	Berrios/Peacock
3	---- at NYY	3-6	L	19-11	1st	+2.0	35,911			Holder/Gibson/Chapman
4	---- at NYY	7-3	W	20-11	1st	+2.0	43,123			Odorizzi/Happ
5	---- at NYY	1-4	L	20-12	1st	+2.0	38,603			German/Pineda/Chapman
6	---- at TOR	8-0	W	21-12	1st	+3.0	12,292			Pérez/Stroman
7	---- at TOR	3-0	W	22-12	1st	+4.0	14,039			Berrios/Sanchez/Rogers
8	---- at TOR	9-1	W	23-12	1st	+4.0	14,372			Gibson/Thornton
9	---- OFF DAY				1st	+3.5				
10	---- DET	6-0	W	24-12	1st	+4.5	26,789	296,282	17	Odorizzi/Ross
11	---- DET	3-5	L	24-13	1st	+4.5	28,840	325,122	18	Jiménez/Hildenberger/Greene
	---- DET##	8-3	W	25-13	1st	+5.0	20,724	345,846	19	Stewart/Soto
12	---- DET	3-5	L	25-14	1st	+4.0	27,373	373,219	20	Norris/Pérez/Greene
13	---- LAA	4-5	L	25-15	1st	+4.0	21,359	394,578	21	Skaggs/Berrios/Robles
14	---- LAA	4-3	W	26-15	1st	+4.0	26,747	421,325	22	Gibson/Bedrosian/Parker
15	---- LAA	8-7	W	27-15	1st	+4.5	31,919	453,244	23	Odorizzi/Cahill/Morin
16	---- at SEA	11-6	W	28-15	1st	+4.5	16,397			Pineda/Swanson
17	---- at SEA	7-1	W	29-15	1st	+5.5	20,268			Pérez/Gonzales
18	---- at SEA	18-4	W	30-15	1st	+5.5	34,433			Duffey/LeBlanc
19	---- at SEA	4-7	L	30-16	1st	+4.5	31,068			Kikuchi/Gibson
20	---- at LAA	3-1	W	31-16	1st	+5.5	34,177			Rogers/Buttrey/Parker
21	---- at LAA	8-3	W	32-16	1st	+6.5	32,316			Pineda/Bard
22	---- at LAA				1st	+7.0				PPD due to rain; Make-up set for May 23
23	---- at LAA#	16-7	W	33-16	1st	+8.0	30,992			Pérez/Harvey
24	---- CWS	11-4	W	34-16	1st	+8.0	29,638	482,882	24	Berrios/López
25	---- CWS	8-1	W	35-16	1st	+9.0	*39,139	522,021	25	Gibson/Bañuelos
26	---- CWS	7-0	W	36-16	1st	+10.0	*39,913	561,934	26	Odorizzi/Covey
27	---- MIL	4-5	L	36-17	1st	+10.0	29,167	591,101	27	Burnes/Rogers/Hader
28	---- MIL	5-3	W	37-17	1st	+10.0	27,120	618,221	28	Magill/Claudio/Harper
29	---- OFF DAY				1st	+9.5				

TWINS DAY-BY-DAY — 2019

Date	Opp.	Score	W/L	Rcd.	Pos.	GA/GB	Daily Attendance	Hm Att.	Total Date	Winner/Loser/Save
30	---- at TB	3-14	L	37-18	1st	+9.5	8,076			Morton/Pérez
31	---- at TB	5-3	W	38-18	1st	+10.5	14,375			Rogers/Castillo
JUNE (15-12)		Batting: .266 (268-for-1009)			Pitching: 15-12-9, 3.95 ERA (255.0 IP, 112 ER)					
1	---- at TB	6-2	W	39-18	1st	+10.5	14,381			Gibson/Chirinos
2	---- at TB	9-7	W	40-18	1st	+11.5	14,616			Odorizzi/Yarbrough/Rogers
3	---- OFF DAY				1st	+11.5				
4	---- at CLE	2-5	L	40-19	1st	+10.5	15,814			Bieber/Smeltzer/Hand
5	---- at CLE	7-9	L	40-20	1st	+9.5	16,962			Wittgren/Parker/Hand
6	---- at CLE	5-4	W	41-20	1st	+10.5	15,350			Berrios/Bauer/Rogers
7	---- at DET	6-3	W	42-20	1st	+10.5	21,551			Harper/Jiménez/Parker
8	---- at DET	3-9	L	42-21	1st	+9.5	26,818			Ramirez/Gibson
9	---- at DET	12-2	W	43-21	1st	+10.5	20,127			Odorizzi/Carpenter
10	---- OFF DAY				1st	+10.5				
11	---- SEA	6-5	W	44-21	1st	+10.5	23,046	641,267	29	Magill/Brennan/May
12	---- SEA	^6-9	L	44-22	1st	+10.5	25,909	667,176	30	Bass/Duffey/Elias
13	---- SEA	10-5	W	45-22	1st	+11.0	31,912	699,088	31	Harper/Brennan
14	---- KC	2-0	W	46-22	1st	+11.0	*38,898	737,986	32	Gibson/Diekman/Rogers
15	---- KC	5-4	W	47-22	1st	+11.0	*39,267	777,253	33	Odorizzi/Sparkman/Rogers
16	---- KC	6-8	L	47-23	1st	+10.0	*38,886	816,139	34	López/Pérez/Kennedy
17	---- BOS	0-2	L	47-24	1st	+10.0	27,970	844,109	35	Porcello/Berrios/Brasier
18	---- BOS	^4-3	W	48-24	1st	+10.0	25,741	869,850	36	Littell/Johnson
19	---- BOS	4-9	L	48-25	1st	+9.0	31,835	901,685	37	Rodriguez/Gibson
20	---- at KC	1-4	L	48-26	1st	+9.0	22,683			Sparkman/Odorizzi/Kennedy
21	---- at KC	8-7	W	49-26	1st	+9.0	27,418			Harper/Diekman/Rogers
22	---- at KC	^5-3	W	50-26	1st	+9.0	28,504			May/Peralta/Parker
23	---- at KC	1-6	L	50-27	1st	+8.0	21,257			Bailey/Pineda/McCarthy
24	---- OFF DAY				1st	+7.5				
25	---- TB	9-4	W	51-27	1st	+8.5	31,963	933,648	38	Gibson/Snell
26	---- TB	6-4	W	52-27	1st	+8.5	31,650	965,298	39	May/Morton/Rogers
27	---- TB	^2-5	L	52-28	1st	+8.0	31,317	996,615	40	Yarbrough/Harper
28	---- at CWS	4-6	L	52-29	1st	+8.0	28,218			Detwiler/Berrios/Colomé
29	---- at CWS	10-3	W	53-29	1st	+9.0	27,908			Pineda/Nova
30	---- at CWS	3-4	L	53-30	1st	+8.0	27,244			Giolito/Thorpe/Colomé
JULY (13-11)		Batting: .270 (230-for-852)			Pitching: 13-11-6, 4.42 ERA (218.0 IP, 107 ER)					
1	---- OFF DAY				1st	+8.0				
2	---- at OAK	6-8	L	53-31	1st	+7.0	13,926			Mengden/Odorizzi/Hendriks
3	---- at OAK	^4-3	W	54-31	1st	+7.0	31,570			Parker/Treinen/Rogers
4	---- at OAK	2-7	L	54-32	1st	+6.0	20,836			Wang/Berrios
5	---- TEX	15-6	W	55-32	1st	+6.5	*38,073	1,034,688	41	Pérez/Sampson
6	---- TEX	7-4	W	56-32	1st	+6.5	36,969	1,071,657	42	Pineda/Chavez/Rogers
7	---- TEX	^1-4	L	56-33	1st	+5.5	35,495	1,107,152	43	Kelley/Mejia
8	---- ALL STAR BREAK									
9	---- ALL STAR BREAK	Progressive Field in Cleveland - American League won 4-3.								
10	---- ALL STAR BREAK									
11	---- ALL STAR BREAK									
12	---- at CLE	5-3	W	57-33	1st	+6.5	30,857			Littell/Pérez/Rogers
13	---- at CLE	6-2	W	58-33	1st	+7.5	32,277			Odorizzi/Bauer
14	---- at CLE	3-4	L	58-34	1st	+6.5	25,194			Kimber/May/Hand
15	---- OFF DAY				1st	+6.0				
16	---- NYM	2-3	L	58-35	1st	+5.0	28,712	1,135,864	44	Avilán/Pineda/Díaz
17	---- NYM	4-14	L	58-36	1st	+4.0	35,124	1,170,988	45	Vargas/May
18	---- OAK	6-3	W	59-36	1st	+4.0	28,432	1,199,420	46	Gibson/Petit/Rogers
19	---- OAK	3-5	L	59-37	1st	+3.0	31,082	1,230,502	47	Bassitt/Harper/Hendriks
20	---- OAK	4-5	L	59-38	1st	+3.0	32,270	1,262,772	48	Treinen/Rogers/Hendriks
21	---- OAK	7-6	W	60-38	1st	+3.0	34,070	1,296,842	49	Stewart/Hendriks
22	---- NYY	8-6	W	61-38	1st	+3.0	34,627	1,331,469	50	Thorpe/Sabathia/Rogers
23	---- NYY	^12-14	L	61-39	1st	+3.0	32,470	1,363,939	51	Chapman/Stewart/Green
24	---- NYY	7-10	L	61-40	1st	+2.0	*40,127	1,404,066	52	Cortes Jr./Odorizzi/Chapman
25	---- at CWS	10-3	W	62-40	1st	+2.0	22,087			Berrios/Giolito
26	---- at CWS	6-2	W	63-40	1st	+2.0	22,602			Pineda/Cease
27	---- at CWS	1-5	L	63-41	1st	+1.0	34,085			Nova/Pérez
28	---- at CWS	11-1	W	64-41	1st	+2.0	27,595			Gibson/Covey
29	---- OFF DAY				1st	+2.0				
30	---- at MIA	2-1	W	65-41	1st	+3.0	8,064			Odorizzi/Gallen/Rogers
31	---- at MIA	7-4	W	66-41	1st	+3.0	8,567			Berrios/Alcantara

TWINS DAY-BY-DAY — 2019

Date	Opp.	Score	W/L	Rcd.	Pos.	GA/ GB	Daily Attendance	Total Hm Att.	Date	Winner/Loser/Save
AUGUST (17-11) Batting: .281 (284-for-1009) Pitching: 17-11-10, 4.77 ERA (253.0 IP, 134 ER)										
1	---- at MIA	^4-5	L	66-42	1st	+3.0	10,390			Brigham/Stashak
2	---- KC	11-9	W	67-42	1st	+3.0	32,431	1,436,497	53	May/Lovely/Romo
3	---- KC	11-3	W	68-42	1st	+3.0	36,823	1,473,320	54	Gibson/Duffy
4	---- KC	3-0	W	69-42	1st	+3.0	30,171	1,503,491	55	Smeltzer/Keller/Rogers
5	---- ATL	5-3	W	70-42	1st	+4.0	26,722	1,530,213	56	May/Martin
6	---- ATL	7-12	L	70-43	1st	+3.5	36,721	1,566,934	57	Folynewicz/Berrios
7	---- ATL	7-11	L	70-44	1st	+2.0	35,682	1,602,616	58	Fried/Pérez
8	---- CLE	5-7	L	70-45	1st	+1.0	32,517	1,635,133	59	Clevinger/Gibson/Hand
9	---- CLE	2-6	L	70-46	T1st	--	36,641	1,671,774	60	Bieber/Smeltzer
10	---- CLE	4-1	W	71-46	1st	+1.0	35,268	1,707,042	61	Odorizzi/Plutko/Rogers
11	---- CLE	^3-7	L	71-47	T1st	--	*37,849	1,744,891	62	Hand/Rogers
12	---- OFF DAY				2nd	-0.5				
13	---- at MIL	7-5	W	72-47	1st	+0.5	44,331			Duffey/Pomeranz/Romo
14	---- at MIL	5-6	L	72-48	1st	+0.5	41,077			Guerra/Romo/Albers
15	---- at TEX	13-6	W	73-48	1st	+0.5	20,494			Pineda/Payano/Smeltzer
16	---- at TEX	4-3	W	74-48	1st	+1.5	24,742			Duffey/Minor/Romo
17	---- at TEX	12-7	W	75-48	1st	+2.5	30,136			Duffey/Jurado
18	---- at TEX	6-3	W	76-48	1st	+2.5	18,500			Dyson/Clase/Rogers
19	---- CWS	4-6	L	76-49	1st	+2.0	25,564	1,770,455	63	Nova/Gibson/Colomé
20	---- CWS	14-4	W	77-49	1st	+3.0	26,798	1,797,253	64	Pineda/López
21	---- CWS	0-4	L	77-50	1st	+3.0	31,389	1,828,642	65	Giolito/Odorizzi
22	---- OFF DAY				1st	+3.5				
23	---- DET	6-9	L	77-51	1st	+2.5	31,238	1,859,880	66	VerHagen/Berrios
24	---- DET	8-5	W	78-51	1st	+2.5	*39,429	1,899,309	67	Gibson/Jackson/Rogers
25	---- DET	7-4	W	79-51	1st	+3.5	32,892	1,932,201	68	Pérez/Boyd
26	---- OFF DAY				1st	+3.5				
27	---- at CWS	3-1	W	80-51	1st	+3.5	12,175			Pineda/Giolito/Rogers
28	---- at CWS	8-2	W	81-51	1st	+3.5	16,802			Odorizzi/Detwiler
29	---- at CWS	10-5	W	82-51	1st	+3.5	15,866			Berrios/Cease/Dobnak
30	---- at DET	13-5	W	83-51	1st	+4.5	17,273			Gibson/Jackson
31	---- at DET	7-10	L	83-52	1st	+4.5	16,713			Boyd/Pérez
SEPTEMBER (18-9) Batting: .257 (240-for-935) Pitching: 18-9-10, 4.20 ERA (242.1 IP, 113 ER)										
1	---- at DET	8-3	W	84-52	1st	+5.5	13,776			Pineda/Turnbull
2	---- at DET	4-3	W	85-52	1st	+5.5	14,614			Littell/Farmer/Rogers
3	---- at BOS	6-5	W	86-52	1st	+6.5	35,129			Thorpe/Porcello/Rogers
4	---- at BOS	2-6	L	86-53	1st	+5.5	35,218			Rodriguez/Berrios/Workman
5	---- at BOS	2-1	W	87-53	1st	+6.5	32,632			Pérez/Cashner/Rogers
6	---- CLE	^6-2	L	87-54	1st	+5.5	35,418	1,967,619	69	Clippard/Thorpe
7	---- CLE	5-3	W	88-54	1st	+6.5	*39,573	2,007,192	70	Littell/Cimber/Rogers
8	---- CLE	2-5	L	88-55	1st	+5.5	31,380	2,038,572	71	Clevinger/Dobnak/Hand
9	---- OFF DAY				1st	+5.0				
10	---- WAS	5-0	W	89-55	1st	+5.0	24,813	2,063,385	72	Berrios/Sánchez
11	---- WAS	2-6	L	89-56	1st	+4.0	20,062	2,083,447	73	Strasburg/Pérez
12	---- WAS	6-12	L	89-57	1st	+3.5	19,167	2,102,614	74	Corbin/Gibson
13	---- at CLE####			1st	+3.5					PPD due to rain; Make-up set for DH Sept. 14
14	---- at CLE	2-0	W	90-57	1st	+4.5	24,285			Littell/Clevinger
	---- at CLE	9-5	W	91-57	1st	+5.5	31,841			Graterol/Pérez
15	---- at CLE	5-7	L	91-58	1st	+4.5	26,414			Wittgren/Romero/Pérez
16	---- CWS	5-3	W	92-58	1st	+5.0	21,850	2,124,464	75	Berrios/López/Rogers
17	---- CWS	^9-8	W	93-58	1st	+5.0	22,518	2,146,982	76	Harper/Ruiz
18	---- CWS	1-3	L	93-59	1st	+4.0	23,759	2,170,741	77	Fry/Odorizzi/Colomé
19	---- KC	8-5	W	94-59	1st	+4.0	24,565	2,195,306	78	Thorpe/Barnes/Rogers
20	---- KC	4-3	W	95-59	1st	+4.0	29,468	2,224,774	79	Dobnak/Skoglund/May
21	---- KC	5-12	L	95-60	1st	+4.0	*37,750	2,262,524	80	Rosario/Rogers
22	---- KC	12-8	W	96-60	1st	+4.0	31,628	2,294,152	81	Littell/López
23	---- OFF DAY				1st	+4.0				
24	---- at DET	4-2	W	97-60	1st	+4.0	16,174			Odorizzi/Turnbull/Rogers
25	---- at DET	5-1	W	98-60	1st	+5.0	16,242			Dobnak/VerHagen
26	---- at DET	10-4	W	99-60	1st	+6.0	17,557			Smeltzer/Zimmermann
27	---- at KC	6-2	W	100-60	1st	+7.0	15,389			Berrios/Skoglund
28	---- at KC	4-3	W	101-60	1st	+8.0	21,995			Duffey/Barnes/Rogers
29	---- at KC	4-5	L	101-61	1st	+8.0	17,875			Kennedy/Graterol
30	---- OFF DAY				1st	+8.0				

All game times are listed as Central

^ - Denotes Extra-Innings (Twins are 5-7 in extra-innings)

* - Denotes Sellout (12 in 2019) ## - PPD game from 4/12 vs. DET ### - PPD game from 4/19 at BAL # - PPD game from 5/22 at LAA #### - PPD game from 9/13

TWINS HOME RUNS — 2019

HOME RUNS BY POSITION

C	1B	2B	3B	SS	LF	CF	RF	DH	PH	TOTAL
44	27	26	40	25	32	31	32	52	2	307

EHIRE ADRIANZA (5)

No.	Date	Opp.	Runs	Pitcher
1	4/29	HOU	1	Justin Verlander
2	5/12	DET	1	Daniel Norris
3	5/17	@SEA	1	Marco Gonzales
4	5/25	CWS	3	Kelvin Herrera
5	9/2	@DET	2	J. Zimmermann

LUIS ARRAEZ (4)

No.	Date	Opp.	Runs	Pitcher
1	5/21	@LAA	1	Noé Ramirez
2	7/5	TEX	1	Adrian Sampson
3	8/15	@TEX	2	Pedro Payano
4	9/25	@DET	2	Drew VerHagen

WILLIAMS ASTUDILLO (4)

No.	Date	Opp.	Runs	Pitcher
1	4/6	@PHI	1	Jake Arrieta
2	4/20-G1	@BAL	1	Dan Straily
3	6/19	BOS	1	Eduardo Rodríguez
4	9/26	@DET	1	Zac Reiner

BYRON BUXTON (10)

No.	Date	Opp.	Runs	Pitcher
1	4/28	BAL	1	Dylan Bundy
2	5/15	LAA	2	Trevor Cahill
3	5/16	@SEA	3	Erik Swanson
4	5/18	@SEA	4	Wade LeBlanc
5	5/27	MIL	3	Gio Gonzalez
6	6/1	@TB	1	Hunter Wood
7	6/5	@CLE	3	Tyler Olson
8	6/9	@DET	2	Carlos Torres
9	6/12	SEA	2	Anthony Bass
10	7/30	@MIA	1	Zac Gallen

JASON CASTRO (13)

No.	Date	Opp.	Runs	Pitcher
1	4/22	@HOU	1	Brad Peacock
2	4/27	BAL	2	Jimmy Yacabonis
3	5/2	HOU	1	Brad Peacock
4	5/6	@TOR	2	Marcus Stroman
5	5/11-G1	DET	1	Spencer Turnbull
6	5/15	LAA	2	Luke Bard
7	5/16	@SEA	1	Erik Swanson
8	6/11	SEA	1	Mike Leake
9	7/2	@OAK	1	Daniel Mengden
10	7/2	@OAK	1	Yusmeiro Petit
11	8/4	KC	1	Brad Keller
12	8/9	CLE	1	Shane Bieber
13	9/29	@KC	1	Jorge López

JAKE CAVE (8)

No.	Date	Opp.	Runs	Pitcher
1	6/22	@KC	1	Danny Duffy
2	7/13	@CLE	1	Trevor Bauer
3	8/23	DET	1	Drew VerHagen
4	8/23	DET	1	Joe Jiménez
5	8/24	DET	2	Matt Hall
6	8/29	@CWS	1	Dylan Cease
7	8/29	@CWS	1	Héctor Santiago
8	9/29	@KC	1	Jorge López

C.J. CRON (25)

No.	Date	Opp.	Runs	Pitcher
1	4/14	DET	2	J. Zimmermann
2	4/15	TOR	3	Matt Shoemaker
3	4/20-G2	@BAL	1	Alex Cobb
4	4/26	BAL	1	Alex Cobb
5	4/27	BAL	2	Paul Fry
6	5/4	@NYY	1	J.A. Happ
7	5/8	@TOR	2	Trent Thornton
8	5/11-G1	DET	1	Joe Jiménez
9	5/11-G2	DET	3	Gregory Soto
10	5/16	@SEA	2	Erik Swanson
11	5/18	@SEA	1	Wade LeBlanc
12	5/18	@SEA	1	Wade LeBlanc
13	5/23	@LAA	1	Matt Harvey
14	6/7	@DET	1	Matthew Boyd
15	6/8	@DET	1	Blaine Hardy
16	6/13	SEA	2	Taylor Scott
17	6/21	@KC	1	Jakob Junis
18	6/22	@KC	1	Danny Duffy
19	7/18	OAK	1	Lou Trivino
20	8/3	KC	1	Danny Duffy
21	8/17	@TEX	2	Ariel Jurado
22	8/25	DET	3	Matthew Boyd
23	8/30	@DET	3	Matt Hall
24	8/31	@DET	1	Matthew Boyd
25	9/29	@KC	2	Jorge López

NELSON CRUZ (4)

No.	Date	Opp.	Runs	Pitcher
1	3/31	CLE	2	Carlos Carrasco
2	4/20-G2	@BAL	2	Alex Cobb
3	4/20-G2	@BAL	1	Branden Kline
4	4/26	BAL	1	Alex Cobb
5	4/26	BAL	1	Gabriel Ynoa
6	5/3	@NYY	2	Zack Britton
7	5/4	@NYY	1	Jake Barrett
8	6/5	@CLE	1	Tyler Olson
9	6/7	@DET	1	Joe Jiménez
10	6/8	@DET	1	Blaine Hardy
11	6/9	@DET	2	Ryan Carpenter
12	6/13	SEA	1	Yusei Kikuchi
13	6/16	KC	1	Jorge López
14	6/29	@CWS	2	Iván Nova
15	6/29	@CWS	2	José Ruiz
16	6/30	@CWS	2	Evan Marshall
17	7/12	@CLE	1	Mike Clevinger
18	7/17	NYM	1	Jason Vargas
19	7/20	OAK	1	Brett Anderson
20	7/22	NYY	1	C.C. Sabathia
21	7/23	NYY	1	D. Germán
22	7/24	NYY	1	Nestor Cortes Jr.
23	7/25	@CWS	1	Lucas Giolito
24	7/25	@CWS	2	Lucas Giolito
25	7/25	@CWS	2	Lucas Giolito
26	7/26	@CWS	1	Ross Detwiler
27	8/2	KC	2	G. Sparkman
28	8/3	KC	2	Danny Duffy
29	8/3	KC	1	Danny Duffy
30	8/3	KC	2	Jorge López
31	8/6	ATL	1	M. Foltyniewicz
32	8/6	ATL	3	Sean Newcomb
33	8/20	CWS	1	Reynaldo López
34	8/31	@DET	1	Buck Farmer

35	9/3	@BOS	1	Rick Porcello
36	9/12	WAS	1	Patrick Corbin
37	9/14-G2	@CLE	2	Carlos Carrasco
38	9/19	KC	3	M. Montgomery
39	9/19	KC	2	Jake Newberry
40	9/22	KC	1	Gabe Speier
41	9/28	@KC	1	Jacob Barnes

MITCH GARVER (31)

No.	Date	Opp.	Runs	Pitcher
1	4/9	@NYM	1	Jacob deGrom
2	4/9	@NYM	1	Jacob deGrom
3	4/10	@NYM	1	Edwin Díaz
4	4/20-G2	@BAL	3	Mike Wright Jr.
5	4/20-G2	@BAL	1	Branden Kline
6	5/4	@NYY	2	J.A. Happ
7	5/7	@TOR	2	Aaron Sanchez
8	5/10	DET	2	Tyson Ross
9	5/14	LAA	2	Felix Peña
10	6/7	@DET	2	Matthew Boyd
11	6/14	KC	2	Jake Diekman
12	6/25	TB	1	Adam Kolarek
13	7/5	TEX	1	Brett Martin
14	7/12	@CLE	1	Tyler Clippard
15	7/17	NYM	1	Jason Vargas
16	7/18	OAK	1	Lou Trivino
17	7/20	OAK	1	Brett Anderson
18	7/22	NYY	1	C.C. Sabathia
19	7/22	NYY	1	Luis Cessa
20	7/31	@MIA	3	S. Alcantara
21	8/6	ATL	2	M. Foltyniewicz
22	8/13	@MIL	2	Chase Anderson
23	8/14	@MIL	1	Gio Gonzalez
24	8/28	@CWS	2	Jace Fry
25	8/31	@DET	1	Matthew Boyd
26	8/31	@DET	1	Joe Jiménez
27	9/7	CLE	1	Aaron Civale
28	9/7	CLE	3	Nick Goody
29	9/8	CLE	1	Mike Clevinger
30	9/10	WAS	2	Anibal Sánchez
31	9/19	KC	1	Mike Montgomery

MARWIN GONZALEZ (15)

No.	Date	Opp.	Runs	Pitcher
1	4/16	TOR	1	Ken Giles
2	4/27	BAL	1	Jimmy Yacabonis
3	5/11-G2	DET	1	Nick Ramirez
4	5/13	LAA	2	Tyler Skaggs
5	5/21	@LAA	2	Justin Anderson
6	6/1	@TB	1	Yonny Chirinos
7	6/4	@CLE	1	Shane Bieber
8	6/12	SEA	1	Tommy Milone
9	6/15	KC	2	G. Sparkman
10	7/6	TEX	1	Shawn Kelley
11	7/19	OAK	2	Chris Bassitt
12	7/24	NYY	2	J.A. Happ
13	8/10	CLE	1	Adam Plutko
14	8/13	@MIL	3	Josh Hader
15	8/27	@CWS	1	Lucas Giolito

TWINS HOME RUNS — 2019

MAX KEPLER (36)

No.	Date	Opp.	Runs	Pitcher
1	4/5	@PHI	2	Nick Pivetta
2	4/6	@PHI	1	Jake Arrieta
3	4/7	@PHI	1	Zach Eflin
4	4/26	BAL	1	Alex Cobb
5	4/27	BAL	2	Taylor Scott
6	4/27	BAL	1	Jimmy Yacabonis
7	4/28	BAL	1	Dylan Bundy
8	5/10	DET	1	Tyson Ross
9	5/16	@SEA	1	Erik Swanson
10	5/23	@LAA	2	Cody Allen
11	5/24	CWS	1	Reynaldo López
12	5/26	CWS	3	Josh Osich
13	6/6	@CLE	1	Trevor Bauer
14	6/6	@CLE	2	Trevor Bauer
15	6/6	@CLE	1	Trevor Bauer
16	6/12	SEA	1	Tommy Milone
17	6/15	KC	1	G.Sparkman
18	6/18	BOS	1	H. Velázquez
19	6/19	BOS	1	E. Rodriguez
20	6/29	@CWS	1	Iván Nova
21	6/29	@CWS	1	Josh Osich
22	7/13	@CLE	1	Trevor Bauer
23	7/13	@CLE	1	Trevor Bauer
24	7/21	OAK	3	Daniel Mengden
25	7/22	NYI	1	C.C. Sabathia
26	7/25	@CWS	2	Lucas Giolito
27	7/26	@CWS	3	Dylan Cease
28	7/28	@CWS	2	Ross Detwiler
29	7/31	@MIA	1	Sandy Alcantara
30	8/1	@MIA	1	Jordan Yamamoto
31	8/5	ATL	1	Mike Soroka
32	8/10	CLE	1	Adam Plutko
33	8/16	@TEX	2	Mike Minor
34	8/20	CWS	2	Reynaldo López
35	8/24	DET	1	Edwin Jackson
36	8/31	@DET	1	Matthew Boyd

RYAN LAMARRE (2)

No.	Date	Opp.	Runs	Pitcher
1	9/17	CWS	1	Ross Detwiler
2	9/27	@KC	2	Eric Skoglund

JORGE POLANCO (22)

No.	Date	Opp.	Runs	Pitcher
1	4/5	@PHI	1	Nick Pivetta
2	4/9	@NYM	2	Robert Gsellman
3	4/16	TOR	1	Aaron Sanchez
4	4/22	@HOU	2	Chris Devenski
5	4/24	@HOU	1	Justin Verlander
6	5/6	@TOR	1	Daniel Hudson
7	5/8	@TOR	2	Trent Thornton
8	5/13	LAA	2	Tyler Skaggs
9	5/23	@LAA	2	Matt Harvey
10	6/5	@CLE	1	Nick Goody
11	6/20	@KC	1	Glenn Sparkman
12	7/3	@OAK	1	Joakim Soria
13	7/5	TEX	2	Adrian Sampson
14	7/22	NYI	1	C.C. Sabathia
15	7/23	NYI	1	Domingo Germán
16	7/28	@CWS	2	Dylan Covey
17	8/3	KC	3	Danny Duffy
18	8/19	CWS	1	Aaron Bummer
19	8/20	CWS	2	Héctor Santiago
20	8/31	@DET	2	Matthew Boyd
21	9/11	WAS	2	Stephen Strasburg
22	9/14-G1@CLE		2	Mike Clevinger

EDDIE ROSARIO (32)

No.	Date	Opp.	Runs	Pitcher
1	4/6	@PHI	3	S. Dominguez
2	4/9	@NYM	2	Jacob deGrom
3	4/14	DET	1	Daniel Norris
4	4/16	TOR	3	Aaron Sanchez
5	4/18	TOR	1	Clay Buchholz
6	4/18	TOR	1	Tim Lincecum
7	4/20-G1@BAL		1	Dan Straily
8	4/20-G1@BAL		1	Dan Straily
9	4/20-G2@BAL		2	Alex Cobb
10	4/23	@HOU	3	Wade Miley
11	4/26	BAL	1	Alex Cobb
12	5/6	@TOR	1	Marcus Stroman
13	5/8	@TOR	2	Elvis Luciano
14	5/23	@LAA	1	Cody Allen
15	5/24	CWS	1	Reynaldo López
16	5/26	CWS	3	Dylan Covey
17	5/28	MIL	2	Junior Guerra
18	6/4	@CLE	1	Shane Bieber
19	6/9	@DET	1	Carlos Torres
20	6/23	@KC	1	Homer Bailey
21	7/18	OAK	3	Yusmeiro Petit
22	7/24	NYI	2	J.A. Happ
23	7/31	@MIA	2	Sandy Alcantara
24	8/6	ATL	1	Shane Greene
25	8/9	CLE	1	Shane Bieber
26	8/14	@MIL	1	Gio Gonzalez
27	8/15	@TEX	1	Taylor Guerrieri
28	9/4	@BOS	2	Ryan Brasier
29	9/14-G2@CLE		2	Tyler Clippard
30	9/15	@CLE	1	Shane Bieber
31	9/15	@CLE	1	Nick Wittgren
32	9/25	@DET	2	John Schreiber

MIGUEL SANÓ (34)

No.	Date	Opp.	Runs	Pitcher
1	5/18	@SEA	1	Wade LeBlanc
2	5/20	@LAA	2	Ty Burrett
3	5/23	@LAA	1	Matt Harvey
4	5/23	@LAA	2	Noé Ramirez
5	5/24	CWS	1	Reynaldo López
6	6/9	@DET	1	Ryan Carpenter
7	6/16	KC	1	Jakob Junis
8	6/21	@KC	1	Jake Diekman
9	6/22	@KC	1	Danny Duffy
10	6/28	@CWS	2	Ross Detwiler
11	6/28	@CWS	2	Kelvin Herrera
12	6/29	@CWS	2	Carson Fulmer
13	7/2	@OAK	2	Daniel Mengden
14	7/20	OAK	1	Brett Anderson
15	7/23	NYI	3	Domingo Germán
16	7/23	NYI	2	Zack Britton
17	7/25	@CWS	2	Jimmy Cordero
18	7/28	@CWS	3	Dylan Covey
19	8/5	ATL	2	Chris Martin
20	8/7	ATL	3	Josh Tomlin
21	8/14	@MIL	1	Gio Gonzalez
22	8/15	@TEX	1	Taylor Guerrieri
23	8/17	@TEX	2	Adrian Sampson
24	8/23	DET	1	Drew VerHagen
25	8/23	DET	2	Buck Farmer
26	8/24	DET	3	Edwin Jackson
27	9/3	@BOS	2	Rick Porcello
28	9/14-G2@CLE		4	Nick Goody
29	9/15	@CLE	1	Shane Bieber
30	9/17	CWS	3	Ross Detwiler

31	9/19	KC	1	M. Montgomery
32	9/22	KC	3	Jorge López
33	9/23	KC	1	Jorge López
34	9/27	@KC	2	Eric Skoglund

JONATHAN SCHOOP (23)

No.	Date	Opp.	Runs	Pitcher
1	4/9	@NYM	1	Seth Lugo
2	4/9	@NYM	3	Jason Vargas
3	4/20-G2@BAL		3	Mike Wright Jr.
4	4/20-G2@BAL		1	Chris Davis
5	5/1	HOU	2	Colin McHugh
6	5/8	@TOR	2	Sam Gaviglio
7	5/18	@SEA	3	Parker Markel
8	5/18	@SEA	2	Ryan Garton
9	5/23	@LAA	3	Matt Harvey
10	5/23	@LAA	1	Noé Ramirez
11	6/2	@TB	2	Chaz Roe
12	6/11	SEA	2	Mike Leake
13	6/25	TB	1	Blake Snell
14	7/5	TEX	2	Jesse Biddle
15	7/16	NYM	1	Steven Matz
16	7/28	@CWS	2	Josh Osich
17	8/16	@TEX	2	Mike Minor
18	8/25	DET	2	Matthew Boyd
19	8/27	@CWS	1	Lucas Giolito
20	8/28	@CWS	3	Ross Detwiler
21	8/28	@CWS	1	Jace Fry
22	9/12	WAS	2	H.Strickland
23	9/26	@DET	2	Jose Cisnero

LAMONTE WADE JR. (2)

No.	Date	Opp.	Runs	Pitcher
1	9/15	@CLE	2	Shane Bieber
2	9/21	KC	1	Glenn Sparkman

TWINS HIGHS AND LOWS — 2019

TEAM BATTING:

Most At-Bats, Game	62, 6/18 vs. BOS
Most Runs, Game	18, 5/18 at SEA
Most Runs, Inning (Team)	7, 2x, last: 8th inning, 8/20 vs. CWS
Most Hits, Game (Team)	20, 7/5 vs. TEX
Most Hits, Inning (Team)	8, 2x, last: 8th inning, 8/20 vs. CWS
Fewest Hits, Game	2, 2x, last: 9/5 at BOS
Most Doubles, Game	9, 7/5 at TEX
Most Triples, Game	2, 5/2 vs. HOU
Most Home Runs, Game	8, 2x, last: 5/23 at LAA
Most Extra Base Hits, Game	13, 2x, last: 7/5 vs. TEX
Most RBI, Game	18, 5/18 at SEA
Most Walks	9, 2x, last: 9/22 vs. KC
Most Strikeouts	22, 6/27 vs. TB
Most Stolen Bases, game	1, 28x, last: 9/27 vs. KC
Most Caught Stealing, Game	1, 21x, last: 9/19 vs. KC
Most Times Grounding Into Double Play, Game	4, 2x, last: 9/5 vs. BOS
Left On Base, Twins	16, 6/18 vs. BOS

INDIVIDUAL BATTING:

Most At-Bats, Game	8, 3x, last: Rosario/Polanco, 6/18 vs. BOS
Most Runs, Game	4, 4x, last: Astudillo, 9/26 at DET
Most Hits, Game	5, 3x, Cron 5/23 at LAA, Polanco 2x, last: 5/8 at TOR
Most Doubles, Game	3, 3x, last: Rosario, 9/22 vs. KC
Most Triples, Game	1, 28x, last: Wade Jr. 9/21 vs. KC
Most Home Runs, Game	3, 3x, last: Cruz, 8/3 vs. KC
Most Total Bases, Game	13, Kepler, 6/6 at CLE
Most Extra Base Hits, Game	4, Cruz, 8/20 vs. CWS
Most RBI, Game	5, 9x, last: Cruz, 9/19 vs. KC
Most Walks, Game	3, 6x, last: Cruz, 9/17 vs. CWS
Most Strikeouts, Game	5, Sanó, 6/18 vs. BOS
Longest Hitting Streak	14, Polanco, 5/27-6/13
Consecutive Hitless At-Bats	28, Rosario, 4/26-5/4
Most Stolen Bases, Game	1, 28x, last: LaMarre, 9/27 at KC
Most Caught Stealing, Game	1, 21x, last: LaMarre, 9/19 vs. KC
Most Times Grounding Into Double Play	2, 6x, last: Cron/Cruz, 9/5 at BOS

TEAM PITCHING:

Most Runs Allowed	14, 3x, last: 7/23 vs. NYY
Most Hits Allowed	20, 2x, last: 9/17 vs. CWS
Most Home Runs Allowed, Game	4, 7x, last: 9/17 vs. CWS
Most Strikeouts, Pitchers	17, 2x, last: 6/27 vs. TB
Most Walks	10, 2x, last: 6/19 vs. BOS
Fewest Hits Allowed	2, 6x, last: 9/25 at DET
Pitchers Used	10, 6/27 vs. TB
Scoreless Innings Streak	25, (5th inn. 5/5-4th inn. 5/8)
Wild Pitches	4, 8/29 at CWS
Most Innings, Game, Relievers	11.0, 2x, last: 6/27 vs. TB
Most Hits, Game, Relievers	13, 7/23 vs. NYY
Most Runs, Game, Relievers	12, 7/17 vs. NYM
Most Home Runs, Game, Relievers	4, 9/17 vs. CWS
Most Walks, Game, Relievers	6, 3x, last: 9/22 vs. KC
Most Strikeouts, Game, Relievers	15, 7/7 vs. TEX

INDIVIDUAL PITCHING:

Most Innings, Game, Starter	8.0, 3x, last: Berrios, 6/17 vs. BOS
Most Innings, Game, Reliever	5.0, 7/24 vs. NYY
Most Hits, Starter	12, 2x, last: Pérez, 8/7 vs. ATL
Most Hits, Reliever	7, Smeltzer, 8/15 at TEX
Most Runs, Starter	9, 2x, last: Berrios, 8/6 vs. ATL
Most Runs, Reliever	6, Adams, 7/17 vs. NYM
Most Home Runs, Starter	4, Smeltzer, 6/4 at CLE
Most Home Runs, Reliever	2, 4x, last: May, 9/17 vs. CWS
Most Walks, Starter	6, Gibson, 8/8 vs. CLE
Most Walks, Reliever	4, Popen, 6/19 vs. BOS
Most Strikeouts, Starter	11, 3x, last: Berrios, 7/31 at MIA
Most Strikeouts, Reliever	6, Duffey, 5/26 vs. CWS
Winning Streak	10, Odorizzi, 4/17-6/15
Losing Streak	2, 4x, last: May, 7/14-17
Low-Hit Complete Game	6, Berrios, 9/27 at KC
Most Consecutive Scoreless Innings	24.1, Duffey, 7/28-9/25
Wild Pitches	4, Berrios, 8/29 at CWS

TEAM & INDIVIDUAL FIELDING:

Errors, Game, Team	5, 6/12 vs. SEA
Errors, Game, Individual	2, 9x, last: Schoop, 9/15 at CLE
Errors, Consecutive Games, Team	6, 2x, last: 8/15-20
Errors, Consecutive Games Without, Team	5, 5x, last: 9/8-14
Double plays, Game, Team	4, 6/20 at KC

2019 REVIEW

LONGEST ESTIMATED HOME RUNS AT TARGET FIELD

PLAYER	ESTIMATED DISTANCE	DATE	TEAM
Jim Thome	490 ft	July 17, 2011	MIN
Miguel Sanó	482 ft	September 17, 2019	MIN
Jim Thome	480 ft	September 6, 2010	MIN
Josh Donaldson	476 ft	September 17, 2017	TOR
Kennys Vargas	475 ft	June 20, 2017	MIN
Miguel Sanó	474 ft	August 18, 2017	MIN
Nelson Cruz	470 ft	September 24, 2016	SEA
George Springer	467 ft	May 31, 2017	HOU
Nelson Cruz	466 ft	August 3, 2019	MIN
Miguel Sanó	466 ft*	May 2, 2017	MIN
Jim Thome	466 ft	June 13, 2012	PHI
Jim Thome	465 ft	May 23, 2011	MIN
Jorge Soler	465 ft	August 3, 2019	KC
ByungHo Park	462 ft*	April 16, 2016	MIN
Jorge Soler	462 ft	June 15, 2019	KC
Jason Kubel	460 ft	May 11, 2011	MIN
Gary Sanchez	460 ft	September 10, 2018	NYG
Miguel Sanó	460 ft	August 25, 2018	MIN
Jonathan Schoop	459 ft	May 1, 2019	MIN
Luis Valbuena	459 ft	July 3, 2017	LAA
Tyler Austin	458 ft	August 17, 2018	MIN
Jake Cave	457 ft*	August 19, 2018	MIN
Miguel Sanó	457 ft	July 23, 2019	MIN
Mike Napoli	456 ft	September 8, 2016	CLE
Albert Pujols	456 ft	July 4, 2017	LAA
José Abreu	455 ft	September 4, 2016	CWS
Nelson Cruz	455 ft	September 23, 2016	SEA
Jonathan Schoop	455 ft	July 8, 2017	BAL
Nelson Cruz	454 ft*	September 12, 2019	MIN
Miguel Sanó	453 ft	September 19, 2015 (1)	MIN
Miguel Sanó	452 ft	August 18, 2017	MIN
Jim Thome	452 ft	September 7, 2010	MIN
Alex Rodriguez	452 ft	July 25, 2015	NYG
Tyler Austin	451 ft	August 26, 2018	MIN
Nelson Cruz	450 ft	June 9, 2011	TEX

*Hit into DELTA SKY360 suite in centerfield

TWINS TRANSACTIONS — 2019

DATE	NO.	PLAYER	POS	TRANSACTION
1/2	23	Cruz, Nelson	DH	Signed one-year contract.
1/4	50	Slegers, Aaron	RHP	Designated for release or assignment.
1/10	56	Telis, Tomás	C	Signed as minor league free agent.
1/11	50	Slegers, Aaron	RHP	Claimed off Waivers by Pittsburgh.
1/14	27	Curtiss, John	RHP	Designated for release or assignment.
	38	Parker, Blake	RHP	Signed one-year contract.
1/15	27	Curtiss, John	RHP	Traded to Los Angeles-AL in exchange for IF Daniel Ozoria.
1/30	61	De Jong, Chase	RHP	Designated for release or assignment.
	33	Pérez, Martín	LHP	Signed one-year contract.
2/6	61	De Jong, Chase	RHP	Outrighted to Triple-A Rochester.
	37	Collins, Tim	LHP	Signed as minor league free agent.
	50	Nicolino, Justin	LHP	Signed as minor league free agent.
	36	Rosales, Adam	IF	Signed as minor league free agent.
2/9	27	Duda, Lucas	1B	Signed as minor league free agent.
2/25	8	Granite, Zack	OF	Designated for release or assignment.
	9	Gonzalez, Marwin	IF	Signed two-year contract.
3/3	8	Granite, Zack	OF	Traded to Texas for cash and RHP Xavier Moore.
3/3		Moore, Xavier	RHP	Traded to Baltimore for Intl. Bonus Pool money.
3/8	53	Stewart, Kohl	RHP	Optioned to Triple-A Rochester.
	71	Thorpe, Lewis	LHP	Optioned to Triple-A Rochester.
	62	Vasquez, Andrew	LHP	Optioned to Triple-A Rochester.
	78	Rortvedt, Ben	C	Reassigned to minor league camp.
	76	Kiriloff, Alex	OF	Reassigned to minor league camp.
	57	Raley, Luke	OF	Reassigned to minor league camp.
	66	Rooker, Brent	OF	Reassigned to minor league camp.
3/10	75	Lewis, Royce	IF	Reassigned to minor league camp.
3/12	59	Consalves, Stephen	LHP	Optioned to Triple-A Rochester.
	1	Gordon, Nick	IF	Optioned to Triple-A Rochester.
	73	Wade Jr., LaMonte	OF	Optioned to Triple-A Rochester.
	2	Arraz, Luis	IF	Optioned to Double-A Pensacola.
3/14	52	Littell, Zack	RHP	Optioned to Triple-A Rochester.
3/16	21	Duffey, Tyler	RHP	Optioned to Triple-A Rochester.
	61	De Jong, Chase	RHP	Reassigned to minor league camp.
3/18	79	Navarreto, Brian	C	Reassigned to minor league camp.
	56	Telis, Tomás	C	Reassigned to minor league camp.
	72	César, Randy	IF	Reassigned to minor league camp.
3/20	81	Sawyer, Wynston	C	Reassigned to minor league camp.
	74	Reed, Jake	RHP	Reassigned to minor league camp.
	80	Eades, Ryan	RHP	Reassigned to minor league camp.
	50	Nicolino, Justin	LHP	Reassigned to minor league camp.
	27	Duda, Lucas	IF	Granted release.
3/22	77	Romero, Fernando	RHP	Optioned to Triple-A Rochester.
	36	Rosales, Adam	IF	Granted release.
	37	Collins, Tim	LHP	Granted release.
3/23	30	Reed, Michael	OF	Traded to San Francisco in exchange for OF John Andreoli and cash considerations.
3/25	54	Guilmet, Preston	RHP	Reassigned to minor league camp.
	51	Morin, Mike	RHP	Reassigned to minor league camp.
3/27	74	Torreyes, Ronald	IF	Optioned to Triple-A Rochester.
	19	Harper, Ryne	RHP	Contract selected.
	22	Sano, Miguel	IF	Placed on 10-day Injured List.
	68	Magill, Matt	RHP	Placed on 10-day Injured List.
	43	Reed, Addison	RHP	Placed on 10-day Injured List.
	58	Moya, Gabriel	LHP	Placed on 10-day Injured List.
4/6	61	De Jong, Chase	RHP	Contract Selected.
	31	Austin, Tyler	IF	Designated for release or assignment.
4/8	1	Austin, Tyler	IF	Traded to San Francisco for OF Malique Ziegler.
4/10	61	De Jong, Chase	RHP	Optioned to Triple-A Rochester.
	62	Vasquez, Andrew	LHP	Recalled from Triple-A Rochester.
4/16	62	Vasquez, Andrew	LHP	Optioned to Triple-A Rochester.
	21	Duffey, Tyler	RHP	Recalled from Triple-A Rochester.
4/24	58	Moya, Gabriel	LHP	Return from rehab, reinstated from 10-day Injured list, optioned to Triple-A Rochester.
	60	Cave, Jake	OF	Optioned to Triple-A Rochester.
	21	Duffey, Tyler	RHP	Optioned to Triple-A Rochester.
	53	Stewart, Kohl	RHP	Recalled from Triple-A Rochester.
	77	Romero, Fernando	RHP	Recalled from Triple-A Rochester.
4/25	53	Stewart, Kohl	RHP	Optioned to Triple-A Rochester.
4/26	68	Magill, Matt	RHP	Returned from rehab, reinstated from 10-day Injured List.
4/28	64	Astudillo, Williams	C/IF/OF	Placed on 10-day Injured List.
	60	Cave, Jake	OF	Recalled from Triple-A Rochester.
5/2	49	Mejia, Adalberto	LHP	Placed on 10-day Injured List.
	51	Morin, Mike	RHP	Contract Selected.
5/11	33	Pérez, Martín	LHP	Placed on Paternity List.
	53	Stewart, Kohl	RHP	Recalled from Triple-A Rochester.
	21	Duffey, Tyler	RHP	Added to roster as 26th man for doubleheader.
5/12	33	Pérez, Martín	LHP	Returned from Paternity List.
	64	Astudillo, Williams	C/IF/OF	Reinstated from 10-day Injured List.
	21	Duffey, Tyler	RHP	Returned to Triple-A Rochester following doubleheader.
	53	Stewart, Kohl	RHP	Optioned to Triple-A Rochester.
	77	Romero, Fernando	RHP	Optioned to Triple-A Rochester.
5/13	60	Cave, Jake	OF	Optioned to Triple-A Rochester.
	21	Duffey, Tyler	RHP	Recalled from Triple-A Rochester.

TWINS TRANSACTIONS — 2019

DATE	NO.	PLAYER	POS	TRANSACTION
5/15	22	Sano, Miguel	IF	Returned from rehab, reinstated from 10-day Injured List.
	18	Garver, Mitch	C	Placed on 10-day Injured List.
5/16	39	Hildenberger, Trevor	RHP	Optioned to Triple-A Rochester.
	31	Adams, Austin	RHP	Contract Selected.
	43	Reed, Addison	RHP	Designated for release or assignment.
5/17	23	Cruz, Nelson	DH	Placed on 10-day Injured List.
	2	Arraez, Luis	IF	Recalled from Triple-A Rochester.
5/23	43	Reed, Addison	RHP	Granted unconditional release.
5/24	31	Adams, Austin	RHP	Designated for release or assignment.
	52	Littell, Zack	RHP	Recalled from Triple-A Rochester.
5/26	31	Adams, Austin	RHP	Claimed off Waivers by Detroit.
5/28	35	Pineda, Michael	RHP	Placed on 10-day Injured List.
	31	Smeltzer, Devin	LHP	Contract selected from Triple-A Rochester.
6/2	52	Littell, Zack	RHP	Optioned to Triple-A Rochester.
	18	Garver, Mitch	C	Reinstated from 10-day Injured List.
6/3	23	Cruz, Nelson	DH	Reinstated from 10-day Injured List.
	2	Arraez, Luis	IF	Optioned to Triple-A Rochester.
6/7	35	Pineda, Michael	RHP	Reinstated from 10-day Injured List.
	31	Smeltzer, Devin	LHP	Optioned to Triple-A Rochester.
6/8	80	Eades, Ryan	RHP	Contract Selected.
	64	Astudillo, Williams	C/IF/OF	Optioned to Triple-A Rochester.
6/13	77	Romero, Fernando	RHP	Recalled from Triple-A Rochester.
	80	Eades, Ryan	RHP	Optioned to Triple-A Rochester.
6/14	52	Littell, Zack	RHP	Recalled from Triple-A Rochester.
	77	Romero, Fernando	RHP	Optioned to Triple-A Rochester.
6/18	25	Buxton, Byron	OF	Placed on 10-day Injured List.
	60	Cave, Jake	OF	Recalled from Triple-A Rochester.
	13	Adrianza, Ehire	IF	Placed on 10-day Injured List.
	2	Arraez, Luis	IF	Recalled from Triple-A Rochester.
6/19	9	Gonzalez, Marwin	IF/OF	Placed on 10-day Injured List.
	64	Astudillo, Williams	C/IF/OF	Recalled from Triple-A Rochester.
	38	Parker, Blake	RHP	Placed on Family Medical Emergency List.
	49	Mejia, Adalberto	LHP	Transferred to 60-day Injured List.
	71	Poppen, Sean	RHP	Contract Selected.
6/20	53	Stewart, Kohl	RHP	Recalled from Triple-A Rochester.
	71	Poppen, Sean	RHP	Optioned to Triple-A Rochester.
6/21	53	Stewart, Kohl	RHP	Optioned to Triple-A Rochester.
	38	Parker, Blake	RHP	Reinstated from Family Medical Emergency List.
6/25	74	Torreyes, Ronald	INF	Reinstated from Restricted List and assigned to Single-A Ft. Myers.
	58	Moya, Gabriel	LHP	Designated for release or assignment.
6/27	64	Astudillo, Williams	C/IF/OF	Placed on 10-day Injured List.
	30	Wade Jr., LaMonte	OF	Recalled from Triple-A Rochester.
6/28	20	Rosario, Eddie	OF	Placed on 10-day Injured List.
	13	Adrianza, Ehire	IF	Reinstated from 10-day Injured List.
	52	Littell, Zack	RHP	Optioned to Triple-A Rochester.
	43	Thorpe, Lewis	LHP	Recalled from Triple-A Rochester.
6/29	30	Wade Jr., LaMonte	OF	Optioned to Triple-A Rochester.
	60	Cave, Jake	OF	Optioned to Triple-A Rochester.
	9	Gonzalez, Marwin	IF/OF	Reinstated from 10-day Injured List.
	25	Buxton, Byron	OF	Reinstated from 10-day Injured List.
	58	Moya, Gabriel	LHP	Outrighted to Triple-A Rochester.
7/1	43	Thorpe, Lewis	LHP	Optioned to Triple-A Rochester.
7/2	74	Torreyes, Ronald	INF	Outrighted to Triple-A Rochester.
	49	Mejia, Adalberto	LHP	Returned from rehab, reinstated from 60-day Injured List.
7/3	12	Odorizzi, Jake	RHP	Placed on 10-day Injured List.
	52	Littell, Zack	RHP	Recalled from Triple-A Rochester.
7/4	62	Vasquez, Andrew	LHP	Outrighted to Triple-A Rochester.
7/5	38	Parker, Blake	RHP	Placed on Paternity List.
	53	Stewart, Kohl	RHP	Recalled from Triple-A Rochester.
7/6	24	Cron, C.J.	IF	Placed on 10-day Injured List.
	30	Wade Jr., LaMonte	OF	Recalled from Triple-A Rochester.
7/7	53	Stewart, Kohl	RHP	Optioned to Triple-A Rochester.
	30	Wade Jr., LaMonte	OF	Placed on 10-day Injured List.
	31	Smeltzer, Devin	LHP	Recalled from Triple-A Rochester.
	60	Cave, Jake	OF	Recalled from Triple-A Rochester.
	31	Smeltzer, Devin	LHP	Optioned to Triple-A Rochester postgame.
7/12	38	Parker, Blake	RHP	Reinstated from Paternity List.
7/13	49	Mejia, Adalberto	LHP	Designated for release or assignment.
	12	Odorizzi, Jake	RHP	Reinstated from 10-day Injured List.
7/16	20	Rosario, Eddie	OF	Reinstated from 10-day Injured List.
	24	Cron, C.J.	IF	Reinstated from 10-day Injured List.
	25	Buxton, Byron	OF	Placed on 7-day Injured List.
	51	Morin, Mike	RHP	Designated for release or assignment.
7/18	53	Stewart, Kohl	RHP	Recalled from Triple-A Rochester.
	68	Magill, Matt	RHP	Designated for release or assignment.
7/20	51	Morin, Mike	RHP	Traded to PHI in exchange for cash considerations.
	49	Mejia, Adalberto	LHP	Claimed off Waivers by LAA.
7/21	68	Magill, Matt	RHP	Traded to SEA in exchange for cash considerations.
7/22	52	Littell, Zack	RHP	Optioned to Triple-A Rochester.
	43	Thorpe, Lewis	LHP	Recalled from Triple-A Rochester.
	24	Cron, C.J.	IF	Placed on 10-day Injured List.
	61	Stashak, Cody	RHP	Contract Selected.

TWINS TRANSACTIONS — 2019

DATE	NO.	PLAYER	POS	TRANSACTION
7/23	25	Buxton, Byron	OF	Transferred to 10-day Injured List.
7/24	38	Parker, Blake	RHP	Designated for release or assignment.
	53	Stewart, Kohl	RHP	Optioned to Triple-A Rochester.
	31	Smeltzer, Devin	LHP	Recalled from Triple-A Rochester.
	51	Torres, Carlos	RHP	Contract Selected.
7/25	31	Smeltzer, Devin	LHP	Optioned to Triple-A Rochester.
	71	Poppen, Sean	RHP	Recalled from Triple-A Rochester.
	25	Buxton, Byron	OF	Reinstated from 10-day Injured List.
	60	Cave, Jake	OF	Optioned to Triple-A Rochester.
7/27	54	Romo, Sergio	RHP	Acquired via trade from MIA with RHP Chris Valimont & PTBNL in exchange for INF Lewin Diaz.
7/28	51	Torres, Carlos	RHP	Designated for release or assignment.
7/29	38	Parker, Blake	RHP	Elected Free Agency.
7/30	51	Torres, Carlos	RHP	Elected Free Agency.
7/31	49	Dyson, Sam	RHP	Acquired via trade from SF in exchange for OF Jaylin Davis, RHP Prelander Berroa & RHP Kai-Wei Teng.
8/1	71	Poppen, Sean	RHP	Optioned to Triple-A Rochester.
8/3	25	Buxton, Byron	OF	Placed on 10-day Injured List.
	35	Pineda, Michael	RHP	Placed on 10-day Injured List.
	43	Thorpe, Lewis	LHP	Optioned to Triple-A Rochester.
	52	Littell, Zack	RHP	Recalled from Triple-A Rochester.
	60	Cave, Jake	OF	Recalled from Triple-A Rochester.
	24	Cron, C.J.	IF	Returned from rehab, reinstated from 10-day Injured List.
8/4	49	Dyson, Sam	RHP	Placed on 10-day Injured List.
	31	Smeltzer, Devin	LHP	Recalled from Triple-A Rochester.
8/7	61	Stashak, Cody	RHP	Optioned to Triple-A Rochester.
	53	Stewart, Kohl	RHP	Recalled from Triple-A Rochester.
8/8	68	Dobnak, Randy	RHP	Contract Selected.
	53	Stewart, Kohl	RHP	Optioned to Triple-A Rochester.
8/9	23	Cruz, Nelson	DH	Placed on 10-day Injured List.
	61	Stashak, Cody	RHP	Recalled from Triple-A Rochester.
8/10	41	Miller, Ian	OF	Acquired via trade from Seattle for cash considerations.
8/13	61	Stashak, Cody	RHP	Optioned to Triple-A Rochester.
	49	Dyson, Sam	RHP	Reinstated from 10-day Injured List.
8/14	80	Eades, Ryan	RHP	Claimed off waivers by BAL.
8/15	35	Pineda, Michael	RHP	Reinstated from 10-day Injured List.
	68	Dobnak, Randy	RHP	Optioned to Triple-A Rochester.
8/16	43	Thorpe, Lewis	LHP	Recalled from Triple-A Rochester.
	31	Smeltzer, Devin	LHP	Optioned to Triple-A Rochester.
8/19	23	Cruz, Nelson	DH	Reinstated from 10-day Injured List.
	52	Littell, Zack	RHP	Optioned to Triple-A Rochester.
8/24	19	Harper, Ryne	RHP	Optioned to Triple-A Rochester.
	61	Stashak, Cody	RHP	Recalled from Triple-A Rochester.
8/25	43	Thorpe, Lewis	LHP	Optioned to Triple-A Rochester.
8/27	68	Dobnak, Randy	RHP	Recalled from Triple-A Rochester.
9/1	51	Graterol, Brusdar	RHP	Contract Selected.
	41	Miller, Ian	OF	Contract Selected.
	31	Smeltzer, Devin	LHP	Recalled from Triple-A Rochester.
	52	Littell, Zack	RHP	Recalled from Triple-A Rochester.
	53	Stewart, Kohl	RHP	Recalled from Triple-A Rochester.
	64	Astudillo, Williams	C/IF/OF	Returned from rehab, reinstated from 10-day Injured List.
	30	Wade Jr., LaMonte	OF	Returned from rehab, reinstated from 10-day Injured List.
	71	Poppen, Sean	RHP	Recalled from Triple-A Rochester (not to report), transferred to 60-day Injured List.
	44	Gibson, Kyle	RHP	Placed on 10-day Injured List.
	43	Thorpe, Lewis	LHP	Recalled from Triple-A Rochester.
	76	Bello, Cibney	Pensacola PIT Coach	Added to Coaching Staff.
	25	Buxton, Byron	OF	Reinstated from 10-day Injured List.
9/3	19	Harper, Ryne	RHP	Recalled from Triple-A Rochester.
	39	Hildenberger, Trevor	RHP	Recalled from Triple-A Rochester.
	77	Romero, Fernando	RHP	Recalled from Triple-A Rochester.
9/6	75	Skinner, Joel	Rochester Manager	Added to Coaching Staff.
9/7	35	Pineda, Michael	RHP	Issued 60-game Suspension.
9/8	27	LaMarre, Ryan	OF	Acquired via trade from Atlanta for cash considerations.
9/10	74	Torreyes, Ronald	IF	Contract Selected.
	25	Buxton, Byron	OF	Placed on 60-day Injured List.
	44	Gibson, Kyle	RHP	Reinstated from 10-day Injured List.
9/14	--	Diplan, Marcos	RHP	Designated for release or assignment.
	66	Alcala, Jorge	RHP	Contract Selected.
9/16	--	Diplan, Marcos	RHP	Claimed off Waivers by Detroit.

DID YOU *Know?*

...the longest home run ever hit by a Twin was estimated at 520 feet. Harmon Killebrew crushed the three-run blast off California righty Lew Burdette, which landed in the sixth row of the upper deck at Metropolitan Stadium on June 3, 1967. The ball cracked the seat, and was later painted orange to commemorate the event. The seat is now located in the Mall of America — the former site of "Met" Stadium — bolted to a wall in the amusement park, marking the height and position where the ball would have landed in the upper deck.

FINAL STANDINGS — 2019

AMERICAN LEAGUE

EAST DIVISION	WON	LOST	PCT.	GB	HOME	ROAD
X-NEW YORK YANKEES	103	59	.636	-	57-24	46-35
Y-TAMPA BAY RAYS	96	66	.593	7.0	48-33	48-33
BOSTON RED SOX	84	78	.519	19.0	38-43	46-35
TORONTO BLUE JAYS	67	95	.414	36.0	35-46	32-49
BALTIMORE ORIOLES	54	108	.333	49.0	25-56	29-52

CENTRAL DIVISION	WON	LOST	PCT.	GB	HOME	ROAD
X-MINNESOTA TWINS	101	61	.623	-	46-35	55-26
CLEVELAND INDIANS	93	69	.574	8.0	49-32	44-37
CHICAGO WHITE SOX	72	89	.447	28.5	39-41	33-48
KANSAS CITY ROYALS	59	103	.364	42.0	31-50	28-53
DETROIT TIGERS	47	114	.292	53.5	22-59	25-55

WEST DIVISION	WON	LOST	PCT.	GB	HOME	ROAD
X-HOUSTON ASTROS	107	55	.660	-	60-21	47-34
Y-OAKLAND ATHLETICS	97	65	.599	10.0	52-29	45-36
TEXAS RANGERS	78	84	.481	29.0	45-36	33-48
LOS ANGELES ANGELS	72	90	.444	35.0	38-43	34-47
SEATTLE MARINERS	68	94	.420	39.0	35-46	33-48

NATIONAL LEAGUE

EAST DIVISION	WON	LOST	PCT.	GB	HOME	ROAD
X-ATLANTA BRAVES	97	65	.599	-	50-31	47-34
Y-WASHINGTON NATIONALS	93	69	.574	4.0	50-31	43-38
NEW YORK METS	86	76	.531	11.0	48-33	38-43
PHILADELPHIA PHILLIES	81	81	.500	16.0	45-36	36-45
MIAMI MARLINS	57	105	.352	40.0	30-51	27-54

CENTRAL DIVISION	WON	LOST	PCT.	GB	HOME	ROAD
X-ST. LOUIS CARDINALS	91	71	.562	-	50-31	41-40
Y-MILWAUKEE BREWERS	89	73	.549	2.0	49-33	40-40
CHICAGO CUBS	84	78	.519	7.0	51-30	33-48
CINCINNATI REDS	75	87	.463	16.0	41-40	34-47
PITTSBURGH PIRATES	69	93	.426	22.0	35-46	34-47

WEST DIVISION	WON	LOST	PCT.	GB	HOME	ROAD
X-LOS ANGELES DODGERS	106	56	.654	-	59-22	47-34
ARIZONA DIAMONDBACKS	85	77	.525	21.0	44-37	41-40
SAN FRANCISCO GIANTS	77	85	.475	29.0	35-46	42-39
COLORADO ROCKIES	71	91	.438	35.0	43-38	28-53
SAN DIEGO PADRES	70	92	.432	36.0	36-45	34-47

x-Division Champion

y-Wild Card

2019 POSTSEASON RESULTS

AL WILD CARD GAME (1 GM): Tampa Bay defeated Oakland

NL WILD CARD GAME (1 GM): Washington defeated Milwaukee

AL DIVISION SERIES (5 GM SERIES): New York defeated Minnesota, 3-0

AL DIVISION SERIES (5 GM SERIES): Houston defeated Tampa Bay, 3-2

NL DIVISION SERIES (5 GM SERIES): St. Louis defeated Atlanta, 3-2

NL DIVISION SERIES (5 GM SERIES): Washington defeated Los Angeles, 3-2

AL CHAMPIONSHIP SERIES (7 GM SERIES): Houston defeated New York, 4-2

NL CHAMPIONSHIP SERIES (7 GM SERIES): Washington defeated St. Louis, 4-0

WORLD SERIES (7 GM SERIES): Washington defeated Houston 4-2

MISCELLANEOUS BATTING DATA — 2019

2019 DESIGNATED HITTERS

PLAYER	AB	H	2B	3B	HR	RBI	BB	SO	AVG	OBP	SLG
Nelson Cruz	451	140	25	0	41	108	54	130	.310	.389	.639
Jorge Polanco	47	12	3	1	2	4	4	11	.255	.314	.489
Miguel Sano	18	4	2	0	0	0	4	11	.222	.391	.333
C.J. Cron	16	8	2	0	3	7	2	5	.500	.556	1.188
Luis Arraez	14	5	0	0	0	4	3	1	.357	.421	.357
Mitch Garver	14	2	1	0	1	2	1	7	.143	.200	.429
Jonathan Schoop	14	2	0	0	1	4	0	6	.143	.200	.357
Marwin Gonzalez	11	7	2	0	1	5	0	0	.636	.636	1.091
Eddie Rosario	11	2	0	0	2	6	0	4	.182	.182	.727
Max Kepler	9	5	1	0	1	5	1	0	.556	.545	1.000
Willians Astudillo	8	0	0	0	0	0	0	1	.000	.111	.000
Jake Cave	1	0	0	0	0	0	0	1	.000	.000	.000
Ryan LaMarre	1	0	0	0	0	0	0	0	.000	.000	.000
LaMonte Wade Jr.	1	0	0	0	0	0	0	0	.000	.000	.000
Byron Buxton	0	0	0	0	0	0	0	0	-	-	-
TEAM	616	187	36	1	52	145	69	177	.304	.379	.619

2019 PINCH HITTERS

PLAYER	AB	H	2B	3B	HR	RBI	BB	SO	AVG	OBP	SLG
Ehire Adrianza	10	4	1	1	0	1	1	2	.400	.455	.700
Mitch Garver	9	0	0	0	0	0	5	3	.000	.357	.000
Willians Astudillo	6	2	0	0	0	1	0	0	.333	.333	.333
C.J. Cron	5	1	0	0	0	0	0	2	.200	.200	.200
Jake Cave	4	1	0	0	0	1	0	3	.250	.250	.250
Marwin Gonzalez	4	1	0	0	0	0	0	0	.250	.250	.250
Jonathan Schoop	4	1	0	0	0	0	2	3	.250	.500	.250
Luis Arraez	3	1	0	0	0	0	2	1	.333	.600	.333
Nelson Cruz	3	1	1	0	0	0	2	1	.333	.667	.667
Max Kepler	3	0	0	0	0	0	1	0	.000	.250	.000
Jorge Polanco	3	1	0	0	0	0	0	1	.333	.333	.333
Miguel Sano	3	2	0	0	1	3	0	1	.667	.667	1.667
LaMonte Wade Jr.	3	0	0	0	0	0	2	0	.000	.400	.000
Ryan LaMarre	2	0	0	0	0	0	0	0	.000	.000	.000
Tyler Austin	1	0	0	0	0	0	0	1	.000	.000	.000
Jason Castro	1	1	0	0	0	1	0	0	1.000	1.000	1.000
Eddie Rosario	1	1	0	0	1	3	1	0	1.000	1.000	4.000
TEAM	65	17	2	1	2	10	16	18	.262	.415	.415

TWINS ALL-TIME PINCH-HIT LEADERS

PLAYER	PINCH-HITS	YEARS	PLAYER	PINCH-HITS	YEARS
Randy Bush	74	1982-93 (12)	Denny Hocking	25	1993-2003 (11)
Chip Hale	51	1989-96 (5)	Glenn Adams	24	1977-81 (5)
Rich Reese	42	1964-73 (10)	Bob Allison	24	1961-70 (10)
Jose M. Morales	36	1978-80 (3)	Steve Braun	24	1971-76 (6)
Tony Oliva	32	1962-76 (15)	Craig Kusick	24	1973-79 (7)
Frank Kostr	26	1964-65, 67-69 (5)	Rich Rollins	24	1961-68 (8)
Don Mincher	25	1961-66 (6)	Gene Larkin	23	1987-93 (7)

TWINS RECORDS BROKEN IN 2019

Twins Days In First Place	171 (T-1970)
Twins/Senators Single-Season Home Run Record	307
MLB Single-Season Home Run Record (Team)	307
Twins Single-Season Slugging Percentage	(.494)
Twins Multi-HR Games (Individual) (MLB Record)	33
Twins Multi-HR Games (Team) (MLB Record)	87
Twins/Senators with 10+ HR	11 (T-2016)
Twins/Senators with 20+ HR (MLB Record)	8

MISCELLANEOUS FIGURES — 2019

TWINS AT A GLANCE IN 2019

Record:	101-61	Trailing after 7/8 inn.:	7-48/3-51
Home Record:	46-35	Tied after 7/8 inn.:	8-5/6-7
Road Record:	55-26	Extra-innings:	5-7
Record in series:	31-15-6	1-run games:	23-12
Series Openers:	36-16	Twins out-hit opp.:	74-11
Series Finales:	26-27	Opp. out-hit Twins:	18-46
Rubber Games:	6-11	Twins/Opp. have = hits:	8-4
Sweeps/Swept:	11/1	Run Differential:	+185 (939-754)
March/April:	17-10	Twins get Quality Start:	53-15
May:	21-8	Twins starter goes 6+ IP:	58-22
June:	15-12	Most games over 500:	41, 9/29
July:	13-11	Most games under 500:	
August:	17-11	Longest win-streak:	6, 3x, last 9/22-28
September/October:	18-9	Longest losing-streak:	4, 8/6-9
Day Games:	34-24	When Twins score 4+:	91-30
Night Games:	67-36	When Twins score 3+:	10-31
vs. American League East:	20-12	Twins get 10+ hits:	60-14
vs. American League Central:	50-26	Days in First Place:	171
vs. American League West:	23-11	Days in Second Place:	8
vs. National League:	8-12	Days in Third Place:	4
Games vs. LH Starter:	22-17	Days in Fourth Place:	
Games vs. RH Starter:	79-44	Days in Fifth Place:	
Twins score first:	78-23	Walk-Off W/L:	4/1
Opponent scores first:	23-38	Shutouts W/L:	10/3
Come-from-behind wins:	38	Complete Games:	1/0
Leading after 7/8 inn.:	87-8/91-3	Target Field Sellouts ('19/All-Time):	12/173

TWINS PACESETTERS OF 2019

BATTING

Average:	Arraez, .334	RBI:	Rosario, 109	Walks:	Kepler/Polanco, 60
Runs:	Polanco, 107	Total Bases:	Polanco, 306	Strikeouts:	Sanó, 159
Hits:	Polanco, 186	Slugging Pct.:	Cruz, .639	Fewest SO:	Arraez (326 AB), 36
Bunt Hits:	Polanco, 6	On-Base Pct.:	Arraez, .399	GDP:	Cruz, 14
Singles:	Polanco, 117	Games:	Polanco, 153	Fewest GDP:	Castro (275 AB), 0
Doubles:	Polanco, 40	At-Bats:	Polanco, 631	Sacrifice Bunts:	Many, 2
Triples:	Polanco, 7	Stolen Bases:	Buxton, 14	Sacrifice Flies:	Polanco, 7
Home runs:	Cruz, 41	SB Pct.:	n/a	Hit-by-Pitch:	Cron/Schoop, 10

PITCHING

ERA:	Odorizzi, 3.51	Shutouts:	None	Earned Runs:	Pérez, 94
Wins:	Odorizzi, 15	Innings Pitched:	Berrios, 200.1	Walks:	Pérez, 67
Win Percentage:	Pineda, .688	Relief Appearances:	May, 65	Intentional Walks:	Rogers, 2
Losses:	Berrios, 8	Games Finished:	Rogers, 36	Strikeouts:	Berrios, 195
Saves:	Rogers, 30	Hits:	Berrios, 194	Hit Batsmen:	Berrios, 9
Games:	May, 65	BA Against:	Odorizzi, .234	Wild Pitches:	Many, 8
Games Started:	Berrios, 32	Home Runs:	Berrios, 26	Balks:	Many, 1
Complete Games:	Berrios, 1	Runs:	Pérez, 104	Pickoffs:	Berrios, 3

Hitting qualifications based on minimum of 200 at-bats

TWINS RECORDS BROKEN IN 2019

Twins/Senators with 30+ HR (MLB Record)	5
Most 5-HR Games in a Season (Team) (MLB Record)	11
Most 8-HR Games in a Season (Team)	2 (T-2005 TEX)
Most Single-Series Home Runs vs. One Opponent	12 (4/26-28 vs. BAL)
Twins Most Single-Season Home Runs As Catcher	Garver (30)
Twins Most Single-Season Home Runs As Catcher (Team) (MLB Record)	44
Twins Most Single-Season Home Runs as Designated Hitter	Cruz (41)
Twins Extra-Base Hits (One shy of MLB record)	648
Twins/Senators Runs Scored	939
Twins/Senators RBI	906
Twins Two-Out RBI	341
Twins Single-Season Total Bases	2,816
Twins/Senators Single-Season Strikeouts (Pitchers)	1,456
Twins/Senators Single-Season Strikeouts (As Reliever)	617 (T-2018)
Twins Relievers with 75+ Strikeouts	3
Twins/Senators Most Road Wins (Team)	55



EVERY PITCH. EVERY INNING. EVERY GAME.

FULL COVERAGE ON NEWS TALK 830 WCCO

PLUS!

HENRY LAKE'S
POST-GAME

LIVE ON

RADIO.COM



OPPONENTS



MAJOR LEAGUE BASEBALL



Rob Manfred succeeded Bud Selig as Commissioner on January 25, 2015.

1271 Avenue of the Americas
New York, NY 10020
(212) 931-7800
FAX: (212) 949-5654
www.MLB.com



OFFICE OF THE COMMISSIONER

EXECUTIVES

Rob Manfred	Commissioner of Baseball
Allan H. (Bud) Selig	Commissioner Emeritus
Dan Halem	Deputy Commissioner, Baseball Administration and Chief Legal Officer
Tony Petitti	Deputy Commissioner, Business & Media
Pat Courtney	Chief Communications Officer
Bob Starkey	Chief Financial Officer & Senior Advisor
Noah Garden	Executive Vice President, Business & Sales
Chris Marinak	Executive Vice President, Strategy, Technology & Innovation
Jason Gaedtke	Chief Technology Officer

ON-FIELD OPERATIONS

Chris Young	Senior VP, On-Field Operations, Initiatives & Strategy
Peter Woodfork	Senior Vice President, On-Field Operations
Matt McKendry	Senior Director, Umpire Operations
Justin Klemm	Senior Director, Instant Replay
Fred Seymour	Director, Minor League Operations
Randy Marsh	Director, Major League Umpiring
Rich Rieker	Director, Umpiring Development
Scott Sheridan	Director, Umpire Medical and Performance
Freddie Hernandez	Senior Video Coordinator
Jeffrey Moody	Manager, Instant Replay
Raquel Wagner	Manager, Umpire Operations
Alejandro Bermudez	Coordinator, Umpire Operations
Josh Keen	Analyst, Baseball Operations
Chris Romanello	Executive Assistant, Baseball Operations

LEAGUE ECONOMICS & OPERATIONS

Morgan Sword	Executive Vice President, Baseball Economics & Operations
John D'Angelo	Vice President, League Economics
Reed MacPhail	Vice President, League Economics
Jeff Pfeifer	Senior Director, League Operations
Rebecca Seesel	Director, International Operations
Garrett Horan	Manager, League Operations
Cameron Barwick	Manager, League Economics
Gina Liento	Senior Coordinator, League Operations
Travis Buck	Senior Coordinator, League Economics
Kyle Krueger	Senior Coordinator, League Economics
Patrick Nathanson	Senior Coordinator, International Operations
Kevin Ma	Senior Coordinator, Medical Administration
Jalen Phillips	Coordinator, League Economics
Diego Delgado	Coordinator, Amateur Administration
Ariel Kenney	Coordinator, Amateur Administration
Maritza Grillo	Coordinator, International Operations
Dana Rowe	Coordinator, Medical Administration

COMMUNICATIONS

(212) 931-7878; FAX (212) 949-5654

Pat Courtney	Chief Communications Officer
Matt Bourne	Senior Vice President, Communications
John Blundell, Mike Teevan	Vice Presidents, Communications
Steve Arocho	Senior Director, Business Communications & Youth Engagement
Ileana Peña	Senior Director, Business Communications
Donald Muller	Director, Communications
Lydia Devlin	Manager, Communications
David Hochman	Senior Manager, Business Communications
Yolayna Alvarez	Senior Coordinator, Communications
Paul Koehler	Coordinator, Communications & Scheduling
Lisa Teitelbaum	Senior Administrative Assistant, Communications
Kerline Batista	Coordinator, Business Communications
Troy Watson	Coordinator, Business Communications
Ginger Dillon	Executive Assistant, Communications
John Thorn	Official Historian

BROADCASTING

Bernadette McDonald	Senior Vice President, Broadcasting
Chuck Torres	Senior Director, Scheduling & Broadcasting
Dewey Gong	Senior Manager, Broadcasting
Pamela Brumley	Senior Administrative Assistant

LABOR RELATIONS

Patrick Houlihan	Senior Vice President, Deputy General Counsel, Labor Relations
Paul Mifsud	Vice President, Deputy General Counsel, Labor Relations & Player Programs
Jon Coyles	Vice President, Drug, Health & Safety Programs
Yenifer Fauche	Director, Labor Relations & Player Programs
Ricardhy Grandoit	Senior Manager, Labor Relations & Player Programs
Lindsey Ingraham	Senior Manager, MLB Drug, Health & Safety Program
Kasey Sanossian	Senior Counsel
Vanish Grover	Counsel
Justin Wiley	Counsel
Isabel Caro	Coordinator, Drug Health & Safety Programs



BALTIMORE ORIOLES

333 West Camden St., Baltimore, MD 21201
1-888-848-BIRD

Stadium (Capacity)..... Oriole Park at Camden Yards (45,474), opened 1992
Dimensions (L-C-R)..... 333-400-318

Chairman of the Board/CEO..... Peter Angelos
Executive Vice President and General Manager..... Mike Elias
Field Manager..... Brandon Hyde
Director, Public Relations..... Kristen Hudak
Senior Manager, Media Relations..... Jim Misudek

2019 Record..... 54-108, fifth place AL East

2019 Twins vs. Baltimore

4/20 (G1) at BAL..... 6-5 4/26 BAL..... W..... 6-1
4/20 (G2) at BAL..... W..... 16-7 4/27 BAL..... W..... 9-2
4/21 at BAL..... W..... 9-3 4/28 BAL..... W..... 4-1

Last Minnesota Sweep **at MIN** **at BAL**
3-Game April 26-28, 2019 April 20-21, 2019
4-Game July 5-8, 2018 August 20-23, 2015

Last Baltimore Sweep **at MIN** **at BAL**
3-Game September 7-9, 1999 April 4-7, 2016
4-Game August 22-25, 2011 July 1-3, 1966

SERIES RESULTS, LAST 20 YEARS

YEAR	HOME	ROAD	TOTALS
2000	2-4	1-2	3-6
2001	2-1	1-2	3-3
2002	1-2	0-3	1-5
2003	2-1	2-2	4-3
2004	1-2	4-2	5-4
2005	2-1	1-2	3-3
2006	2-1	4-2	6-3
2007	3-0	4-0	7-0
2008	1-2	2-1	3-3
2009	2-1	0-2	2-3
2010	2-2	3-1	5-3
2011	0-4	2-2	2-6
2012	2-2	0-3	2-5
2013	1-2	2-1	3-3
2014	2-1	1-3	3-4
2015	3-0	4-0	7-0
2016	1-2	0-3	1-5
2017	2-2	3-0	5-2
2018	4-0	2-1	6-1
2019	3-0	3-0	6-0
ALL-TIME	161-156	140-176	301-332

Won-Lost Record at Stadium
Metropolitan Stadium (1961-1981)..... 68-77
Metrodome (1982-2009)..... 73-64
Target Field (2010-present)..... 20-15
Memorial Stadium (1961-1991)..... 88-117
Oriole Park/Camden Yards (1992-present)..... 52-59

OPPONENTS



4 Jersey St., Boston, MA 02215
(617) 226-6000

Stadium (Capacity)..... Fenway Park (37,755 - Night, 37,305 - Day), opened 1912
Dimensions (L-C-R)..... 310-390-302

Principal Owner..... John Henry
Chairman..... Thomas C. Werner
President/CEO..... Sam Kennedy
Chief Baseball Officer..... Chaim Bloom
Field Manager..... Ron Roenicke
Senior Director, Media Relations..... Kevin Gregg
Senior Manager, Media Relations..... Abby Murphy
Manager, Media Relations & Baseball Information..... Justin Long

2019 Record..... 84-78, third place AL East

2019 Twins vs. Boston

6/17 BOS L 0-2 9/3 at BOS W 6-5
6/18 BOS W 4-3 9/4 at BOS L 2-6
6/19 BOS L 4-9 9/5 at BOS W 2-1

Last Minnesota Sweep **at MIN** **at BOS**
3-Game May 25-27, 2015 June 13-15, 1994
4-Game August 1-4, 1966 July 18-21, 1991

Last Boston Sweep **at MIN** **at BOS**
3-Game May 17-19, 2013 June 16-18, 2014
4-Game July 3-6, 2000 August 14-17, 1997

SERIES RESULTS, LAST 20 YEARS

YEAR	HOME	ROAD	TOTALS
2000	0-4	2-4	2-8
2001	2-1	1-2	3-3
2002	2-1	1-2	3-3
2003	2-1	2-1	4-2
2004	2-1	2-1	4-2
2005	2-1	0-3	2-4
2006	3-0	2-1	5-1
2007	1-2	2-2	3-4
2008	3-1	0-3	3-4
2009	2-2	0-2	2-4
2010	2-1	0-2	2-3
2011	1-2	1-3	2-5
2012	0-3	3-1	3-4
2013	0-3	3-1	3-4
2014	2-1	0-3	2-4
2015	3-0	2-2	5-2
2016	1-2	2-2	3-4
2017	1-2	1-3	2-5
2018	2-1	1-3	3-4
2019	1-2	2-1	3-3
ALL-TIME	180-133	134-183	314-316

Won-Lost Record at Stadium
Metropolitan Stadium (1961-1981)..... 87-58
Metrodome (1982-2009)..... 80-58
Target Field (2010-present)..... 13-17
Fenway Park (1961-present)..... 134-183



CHICAGO WHITE SOX

333 West 35th St., Chicago, IL 60616
(312) 674-1000

Stadium (Capacity)..... Guaranteed Rate Field (40,615), opened 1991
Dimensions (L-C-R)..... 330-400-335

Chairman..... Jerry Reinsdorf
Senior Vice President, General Manager..... Rick Hahn
Field Manager..... Rick Renteria
Senior Director, Media Relations..... Bob Beghtol
Assistant Director, Media Relations..... Ray Garcia

2019 Record..... 72-89, third place AL Central

2019 Twins vs. Chicago

5/24.....CWS.....W.....4-0	7/28.....at CWS.....W.....4-8
5/25.....CWS.....W.....5-6	8/19.....CWS.....L.....1-6
5/26.....CWS.....W.....6-4	8/20.....CWS.....W.....2-1
6/28.....at CWS.....L.....8-4	8/21.....CWS.....L.....5-8
6/29.....at CWS.....W.....5-3	8/27.....at CWS.....W.....5-2
6/30.....at CWS.....L.....4-2	8/28.....at CWS.....W.....3-7
7/25.....at CWS.....W.....3-6	8/29.....at CWS.....W.....2-1
7/26.....at CWS.....W.....2-5	9/16.....CWS.....W.....12-4
7/27.....at CWS.....L.....7-2	9/17.....CWS.....W.....8-3
	9/18.....CWS.....L.....5-4

Last Minnesota Sweep	at MIN	at CWS
3-Game	May 24-26, 2019	August 27-29, 2019
4-Game	Sept. 28-Sept. 30, 2018	June 22-24, 1979
Last Chicago Sweep	at MIN	at CWS
3-Game	April 11-14, 2016	May 6-8, 2016
4-Game	Never	June 6-9, 2008

SERIES RESULTS, LAST 20 YEARS

YEAR	HOME	ROAD	TOTALS
2000	2-4	3-3	5-7
2001	7-2	7-3	14-5
2002	7-3	4-5	11-8
2003	7-2	3-7	10-9
2004	4-6	6-3	10-9
2005	3-6	4-5	7-11
2006	5-5	5-4	10-9
2007	5-4	4-5	9-9
2008	8-1	2-8	10-9
2009	7-2	5-4	12-6
2010	6-3	7-2	13-5
2011	3-6	6-3	9-9
2012	2-7	2-7	4-14
2013	5-5	6-3	11-8
2014	6-4	4-5	10-9
2015	8-2	5-4	13-6
2016	4-6	3-6	7-12
2017	6-3	6-4	12-7
2018	7-3	5-4	12-7
2019	6-3	7-3	13-6
ALL-TIME	268-201-2	230-237-1	498-438-3

Won-Lost Record at Stadium

Metropolitan Stadium (1961-1981)	101-70-2
Metrodome (1982-2009)	114-89
Target Field (2010-present)	53-42
Comiskey Park (1961-1990)	117-114
Milwaukee County Stadium (1968-1969)	2-0
Guaranteed Rate Field (1991-present)	111-123-1



CLEVELAND INDIANS

2401 Ontario St., Cleveland, OH 44115
(216) 420-4200

Stadium (Capacity)..... Progressive Field (34,788), opened 1994
Dimensions (L-C-R)..... 325-405-325

Chairman & Chief Executive Officer..... Paul J. Dolan
President, Baseball Operations..... Chris Antonetti
General Manager..... Mike Chernoff
Field Manager..... Terry Francona
Director, Baseball Information & Player Relations..... Bart Swain
Director, Communications & Player Relations..... Court Berry-Tripp

2019 Record..... 93-69, second place AL Central

2019 Twins vs. Cleveland

3/28.....CLE.....W.....2-0	8/9.....CLE.....L.....2-6
3/30.....CLE.....L.....1-2	8/10.....CLE.....W.....4-1
3/31.....CLE.....W.....9-3	8/11.....CLE.....L.....3-7
6/4.....at CLE.....L.....2-5	9/6.....CLE.....L.....2-6
6/5.....at CLE.....L.....7-9	9/7.....CLE.....W.....5-3
6/6.....at CLE.....W.....5-4	9/8.....CLE.....L.....2-5
7/12.....at CLE.....W.....5-3	9/14.....at CLE.....W.....2-0
7/13.....at CLE.....W.....6-2	9/14.....at CLE.....W.....9-8
7/14.....at CLE.....L.....3-4	9/15.....at CLE.....L.....5-7
8/8.....CLE.....L.....5-7	

Last Minnesota Sweep	at MIN	at CLE
3-Game	July 27-29, 2012	June 23-25, 2017
4-Game	June 7-10, 1991	Never
Last Cleveland Sweep	at MIN	at CLE
3-Game	April 17-20, 2017	August 29-31, 2016
4-Game	June 16-18, 2017	April 8-11, 2002

SERIES RESULTS, LAST 20 YEARS

YEAR	HOME	ROAD	TOTALS
2000	4-2	4-3	8-5
2001	3-7	2-7	5-14
2002	7-2	4-6	11-8
2003	4-6	6-3	10-9
2004	7-2	5-5	12-7
2005	5-4	4-6	9-10
2006	6-3	5-5	11-8
2007	2-7	2-7	4-14
2008	7-2	3-6	10-8
2009	6-3	4-5	10-8
2010	6-3	6-3	12-6
2011	4-5	3-6	7-11
2012	6-3	6-3	12-6
2013	3-7	3-6	6-13
2014	4-5	4-6	8-11
2015	6-3	6-4	12-7
2016	4-5	5-5	9-10
2017	1-9	6-3	7-12
2018	5-4	4-6	9-10
2019	4-6	5-4	9-10
ALL-TIME	227-209-1	194-241	421-450-1

Won-Lost Record at Stadium

Metropolitan Stadium (1961-1981)	75-70-1
Metrodome (1982-2009)	109-89
Target Field (2010-present)	42-49
Hiram Bithorn Stadium (2018)	1-1
Cleveland Stadium (1961-1993)	96-116
Progressive Field (1994-present)	98-125



DETROIT TIGERS

2100 Woodward Ave., Detroit, MI 48201
(313) 471-2000

Stadium (Capacity)..... Comerica Park (41,083), opened 2000
Dimensions (L-C-R)..... 345-420-330

President & CEO, Ilitch Holdings, Inc...... Christopher Ilitch
Executive VP, Baseball Operations/General Manager..... Al Avila
Field Manager..... Ron Gardenhire
Vice President, Communications..... Ron Colangelo
Director, Media Relations..... Chad Crunk

2019 Record..... 47-114, fifth place AL Central

2019 Twins vs. Detroit

4/13DET.....W..... 4-3	8/23DET.....L..... 6-9
4/14DET.....W..... 6-4	8/24DET.....W..... 8-5
5/10DET.....W..... 6-0	8/25DET.....W..... 7-4
5/11DET.....L..... 3-5	8/30at DET.....W..... 13-5
5/11DET.....W..... 8-3	8/31at DET.....L..... 7-10
5/12DET.....L..... 3-5	9/1at DET.....W..... 8-3
6/7at DET.....W..... 6-3	9/2at DET.....W..... 4-3
6/8at DET.....L..... 3-9	9/24at DET.....W..... 4-2
6/9at DET.....W..... 12-2	9/25at DET.....W..... 5-1
	9/26at DET.....W..... 10-4

Last Minnesota Sweep	at MIN	at DET
3-Game	May 3-5, 2010	September 24-26, 2019
4-Game	Never	September 21-24, 2017
Last Detroit Sweep	at MIN	at DET
3-Game	September 20-22, 2016	May 16-18, 2016
4-Game	Never	May 27-29, 1983

SERIES RESULTS, LAST 20 YEARS

YEAR	HOME	ROAD	TOTALS
2000	4-3	2-4	6-7
2001	8-1	7-3	15-4
2002	9-1	5-3	14-4
2003	8-1	7-3	15-4
2004	5-5	7-2	12-7
2005	7-2	4-6	11-8
2006	6-4	2-7	8-11
2007	1-8	5-4	6-12
2008	6-3	5-4	11-7
2009	8-2	4-5	12-7
2010	7-2	2-7	9-9
2011	2-7	2-7	4-14
2012	2-7	6-3	8-10
2013	4-5	4-6	8-11
2014	5-4	5-5	10-9
2015	5-5	3-6	8-11
2016	0-9	4-6	4-15
2017	4-5	7-3	11-8
2018	7-3	5-4	12-7
2019	6-3	8-2	14-5
ALL-TIME	237-200	221-215-1	458-415-1

Won-Lost Record at Stadium

Metropolitan Stadium (1961-1981)	81-67
Metrodome (1982-2009)	114-83
Target Field (2010-present)	42-50
Tiger Stadium (1961-1999)	127-125-1
Comerica Park (2000-present)	94-90

OPPONENTS



HOUSTON ASTROS

P.O. Box 288, Houston, TX 77001-0288
(713) 259-8900

Stadium (Capacity)..... Minute Maid Park (41,168), opened 2000
Dimensions (L-C-R)..... 315-409-326

Owner and Chairman..... Jim Crane
General Manager..... James Click
Field Manager..... Dusty Baker
Vice President, Communications..... Gene Dias
Senior Manager, Communications..... Steve Grande

2019 Record..... 107-55, first place AL West, American League Champs

2019 Twins vs. Houston

4/22at HOU.....W..... 9-5	4/29at HOU.....W..... 1-0
4/23at HOU.....L..... 4-10	4/30at HOU.....L..... 0-11
4/24at HOU.....L..... 1-7	5/1at HOU.....W..... 6-2
	5/2at HOU.....W..... 8-2

Last Minnesota Sweep	at MIN	at HOU
3-Game	August 2-4, 2013	Never
4-Game	Never	Never

Last Houston Sweep	at MIN	at HOU
3-Game	May 29-31, 2017	September 3-5, 2018
4-Game	Never	Never

ALL-TIME SERIES RESULTS

YEAR	HOME	ROAD	TOTALS
1997	--	2-1	2-1
1998	--	1-1	1-1
1999	1-2	--	1-2
2000	--	2-1	2-1
2001	2-1	--	2-1
2006	--	2-1	2-1
2009	1-2	--	1-2
2013	3-0	2-1	5-1
2014	1-2	2-1	3-3
2015	2-1	1-2	3-3
2016	1-3	1-2	2-5
2017	0-3	1-2	1-5
2018	2-1	0-3	2-4
2019	3-1	1-2	4-3
ALL-TIME	16-16	15-17	31-33

Won-Lost Record at Stadium

Metrodome (1999-2009)	4-5
Target Field (2013-present)	12-11
Astrodome (1997-2000)	5-3
Minute Maid Park (2006-present)	10-14



KANSAS CITY ROYALS

One Royal Way, Kansas City, MO 64129
(816) 921-8000

Stadium (Capacity) Kauffman Stadium (37,903), opened 1973
Dimensions (L-C-R) 330-410-330

Chairman/Chief Executive Officer John Sherman
Senior Vice President, Business Operations Kevin Uihich
Senior Vice President, Baseball Operations/General Manager Dayton Moore
Field Manager Mike Matheny
Vice President, Communications & Broadcasting Mike Swanson
Assistant Director, Communications Mike Cummings

2019 Record 59-103, fourth place AL Central

2019 Twins vs. Kansas City

4/2 at KC W 5-4	8/3 KC W 11-3
4/3 at KC W 7-6	8/4 KC W 3-0
6/14 KC W 2-0	9/19 KC W 8-5
6/15 KC W 5-4	9/20 KC W 4-3
6/16 KC L 6-8	9/21 KC L 5-12
6/20 at KC L 4-5	9/22 KC W 12-8
6/21 at KC W 8-7	9/27 at KC W 6-2
6/22 at KC W 5-3	9/28 at KC W 4-3
6/23 at KC L 1-6	9/29 at KC L 4-5
8/2 KC W 11-9	

Last Minnesota Sweep at MIN at KC
3-Game August 2-4, 2019 July 26-28, 2010
4-Game June 29-July 2, 1970 June 2-5, 2011

Last Kansas City Sweep at MIN at KC
3-Game October 2-4, 2015 July 20-22, 2018
4-Game May 7-10, 1999 August 18-21, 2016

SERIES RESULTS, LAST 20 YEARS

YEAR	HOME	ROAD	TOTALS
2000	4-2	1-5	5-7
2001	7-3	6-3	13-6
2002	6-3	8-2	14-5
2003	5-5	3-6	8-11
2004	8-1	4-6	12-7
2005	6-3	7-3	13-6
2006	5-4	7-3	12-7
2007	5-4	4-5	9-9
2008	5-4	7-2	12-6
2009	5-4	7-2	12-6
2010	7-2	6-3	13-5
2011	6-3	4-5	10-8
2012	5-4	6-3	11-7
2013	2-8	2-7	4-15
2014	5-5	3-6	8-11
2015	2-7	5-5	7-12
2016	3-6	1-9	4-15
2017	6-3	5-5	11-8
2018	7-2	2-8	9-10
2019	8-2	6-3	14-5
ALL-TIME	223-179	195-212	418-391

Won-Lost Record at Stadium

Metropolitan Stadium (1969-1981) 59-47
Metrodome (1982-2009) 113-90
Target Field (2010-present) 51-42
Municipal Stadium (1969-1972) 17-19
Kauffman Stadium (1973-present) 178-193



LOS ANGELES ANGELS

2000 Gene Autry Way, Anaheim, CA 92806
(714) 940-2000

Stadium (Capacity) Angel Stadium (45,517), opened 1966
Dimensions (L-C-R) 347-396-348

Owners Arte & Carole Moreno
President John Carpino
General Manager Billy Eppler
Field Manager Joe Maddon
Director, Communications Adam Chodzko
Manager, Communications Matt Birch

2019 Record 72-90, fourth place AL West

2019 Twins vs. Los Angeles

5/13 LAA L 4-5	5/20 at LAA W 3-1
5/14 LAA W 4-3	5/21 at LAA W 8-3
5/15 LAA W 8-7	5/23 at LAA W 16-7

Last Minnesota Sweep at MIN at LAA
3-Game April 15-17, 2016 May 20-23, 2019
4-Game September 27-30, 1993 September 22-25, 1988

Last Los Angeles Sweep at MIN at LAA
3-Game July 31-August 2, 2009 June 24-26, 2014
4-Game September 4-7, 2014 Never

SERIES RESULTS, LAST 20 YEARS

YEAR	HOME	ROAD	TOTALS
2000	1-5	2-2	3-7
2001	2-1	4-2	6-3
2002	3-3	2-1	5-4
2003	2-1	2-4	4-5
2004	3-3	1-2	4-5
2005	3-4	1-2	4-6
2006	1-2	1-2	2-4
2007	2-1	1-5	3-6
2008	1-3	2-2	3-5
2009	3-3	1-3	4-6
2010	2-1	3-1	5-2
2011	1-2	2-4	3-6
2012	3-3	0-3	3-6
2013	3-0	2-1	5-1
2014	0-4	0-3	0-7
2015	1-3	1-2	2-5
2016	3-0	1-2	4-2
2017	2-1	3-1	5-2
2018	1-2	2-2	3-4
2019	2-1	3-0	5-1
ALL-TIME	176-188	174-187	350-375

Won-Lost Record at Stadium

Metropolitan Stadium (1961-1981) 83-89
Metrodome (1982-2009) 75-82
Target Field (2010-present) 18-17
Wrigley Field (1961) 4-5
Dodger Stadium (1962-1965) 19-17
Angel Stadium (1966-present) 151-165



NEW YORK YANKEES

One East 161st St., Bronx, NY 10451
(718) 293-4300

Stadium (Capacity)..... Yankee Stadium (46,537), opened 2009
Dimensions (L-C-R)..... 318-408-314

Managing General Partner/Co-Chairperson..... Hal Z. Steinbrenner
General Partner/Co-Chairperson..... Hank G. Steinbrenner
President..... Randy Levine
Senior Vice President/General Manager..... Brian Cashman
Field Manager..... Aaron Boone
Vice President, Communications & Media Relations..... Jason Zillo
Director, Baseball Information & Public Communications..... Michael Margolis

2019 Record..... 103-59, first place AL East

2019 Twins vs. New York

5/3 at NYY L 3-6	*10/4 at NYY L 4-10
5/4 at NYY W 7-3	*10/5 at NYY L 2-8
5/5 at NYY L 1-4	*10/6 NYY L 1-5
7/22 NYY W 8-6	*Postseason games
7/23 NYY L 12-14	
7/24 NYY L 7-10	

Last Minnesota Sweep at MIN at NYY
3-Game September 6-8, 1991 August 9-11, 1968
4-Game July 3-5, 1967 Never

Last New York Sweep at MIN at NYY
3-Game July 7-9, 2009 September 18-20, 2017
4-Game July 1-4, 2013 April 23-26, 2018

SERIES RESULTS, LAST 20 YEARS

YEAR	HOME	ROAD	TOTALS
2000	2-2	3-3	5-5
2001	2-1	2-1	4-2
2002	0-3	0-3	0-6
2003	0-4	0-3	0-7
2004	2-1	0-3	2-4
2005	2-1	1-2	3-3
2006	2-1	1-2	3-3
2007	1-2	1-3	2-5
2008	4-3	0-3	4-6
2009	0-3	0-4	0-7
2010	1-2	1-2	2-4
2011	1-3	1-3	2-6
2012	1-2	2-2	3-4
2013	0-4	2-1	2-5
2014	1-3	2-1	3-4
2015	1-2	0-3	1-5
2016	1-3	1-2	2-5
2017	2-1	0-3	2-4
2018	2-1	0-4	2-5
2019	1-2	1-2	2-4
ALL-TIME	144-177	117-193-1	261-370-1

Won-Lost Record at Stadium

Metropolitan Stadium (1961-1981) 69-77
Metrodome (1982-2009) 64-77
Target Field (2010-present) 11-23
Yankee Stadium I (1961-73;76-08) 103-159-1
Shea Stadium (1974-1975) 4-7
Yankee Stadium II (2009-present) 10-27

OPPONENTS



OAKLAND ATHLETICS

7000 Coliseum Way, Oakland, CA 94621
(510) 638-4900

Stadium (Capacity)..... Oakland Coliseum (46,847), opened 1966
Dimensions (L-C-R)..... 330-400-330

Owner/Managing Partner..... John Fisher
President..... Dave Kaval
Executive Vice President, Baseball Operations..... Billy Beane
General Manager..... David Forst
Field Manager..... Bob Melvin
Director, Baseball Information..... Fernando Alcalá

2019 Record..... 97-65, second place AL West (Wild Card)

2019 Twins vs. Oakland

7/2 OAK L 6-8	7/18 at OAK W 6-3
7/3 OAK W 4-3	7/19 at OAK L 3-5
7/4 OAK L 2-7	7/20 at OAK L 4-5
	7/21 at OAK W 7-6

Last Minnesota Sweep at MIN at OAK
3-Game May 28-30, 2012 July 18-20, 1997
4-Game July 12-15, 2007 August 13-15, 1993

Last Oakland Sweep at MIN at OAK
3-Game April 7-10, 2014 May 30-June 1, 2016
4-Game April 9-12, 1981 September 19-22, 2013

SERIES RESULTS, LAST 20 YEARS

YEAR	HOME	ROAD	TOTALS
2000	1-5	4-2	5-7
2001	3-3	2-1	5-4
2002	1-2	2-4	3-6
2003	6-0	2-1	8-1
2004	1-3	1-2	2-5
2005	1-3	3-3	4-6
2006	5-1	1-3	6-4
2007	4-0	1-2	5-2
2008	2-1	3-4	5-5
2009	1-2	3-4	4-6
2010	4-2	2-1	6-3
2011	1-2	3-2	4-4
2012	3-3	1-2	4-5
2013	1-2	0-4	1-6
2014	0-3	1-3	1-6
2015	3-1	1-2	4-3
2016	2-1	0-3	2-4
2017	2-1	1-2	3-3
2018	1-3	1-2	2-5
2019	2-2	1-2	3-4
ALL-TIME*	174-137	131-172	305-309

*excludes 1961-1967 vs. Kansas City Athletics

Won-Lost Record at Stadium

Metropolitan Stadium (1968-1981) 69-46
Metrodome (1982-2009) 86-71
Target Field (2010-present) 19-20
Oakland Coliseum (1968-present) 131-172



SEATTLE MARINERS

1250 First Avenue South, Seattle, WA 98134
 Mailing Address: P.O. Box 4100, Seattle, WA 98194
 (206) 346-4000

Stadium (Capacity)..... T-Mobile Park (47,500), opened 1999
Dimensions (L-C-R)..... 331-401-326

Chairman & Managing Partner..... John Stanton
President & CEO..... Kevin Mather
Executive Vice President & General Manager, Baseball Operations..... Jerry Dipoto
Field Manager..... Scott Servais
Vice President, Communications..... Tim Hevly
Senior Manager, Baseball Information..... Kelly Munro

2019 Record..... 68-94, fifth place AL West

2019 Twins vs. Seattle

5/16 at SEA W 11-6 6/11 SEA W 6-5
 5/17 at SEA W 7-1 6/12 SEA L 6-9
 5/18 at SEA W 18-4 6/13 SEA W 10-5
 5/19 at SEA L 4-7

Last Minnesota Sweep at MIN at SEA
 3-Game July 30-August 1, 2010 May 27-29, 2016
 4-Game April 25-28, 1991 Never

Last Seattle Sweep at MIN at SEA
 3-Game September 13-15, 1996 May 25-27, 2018
 4-Game May 29-June 1, 2003 Never

SERIES RESULTS, LAST 20 YEARS

YEAR	HOME	ROAD	TOTALS
2000	2-4	1-5	3-9
2001	1-5	0-3	1-8
2002	2-1	3-3	5-4
2003	1-5	2-1	3-6
2004	3-0	2-4	5-4
2005	3-1	3-3	6-4
2006	4-1	1-2	5-3
2007	1-2	5-1	6-3
2008	3-0	2-4	5-4
2009	4-3	1-2	5-5
2010	3-0	3-4	6-4
2011	2-4	1-1	3-5
2012	1-3	1-5	2-8
2013	2-1	2-2	4-3
2014	2-1	3-1	5-2
2015	2-2	2-1	4-3
2016	1-2	3-0	4-2
2017	2-2	1-2	3-4
2018	1-2	0-3	1-5
2019	2-1	3-1	5-2
ALL-TIME	121-107-1	101-125	222-232-1

Won-Lost Record at Stadium

Metropolitan Stadium (1977-1981)..... 17-18-1
 Metrodome (1982-2009)..... 86-71
 Target Field (2010-present)..... 18-18
 Kingdome (1977-1999)..... 62-77
 T-Mobile Park (1999-present)..... 40-50



TAMPA BAY RAYS

One Tropicana Drive, St. Petersburg, FL 33705
 (727) 825-3242

Stadium (Capacity)..... Tropicana Field (25,025), opened 1990
Dimensions (L-C-R)..... 315-404-322

Principal Owner..... Stuart Sternberg
Presidents..... Brian Auld & Matt Silverman
Senior Vice President, Baseball Operations/General Manager..... Erik Neander
Field Manager..... Kevin Cash
Vice President, Communications..... Dave Haller
Director, Communications..... Ryan Sheets

2019 Record..... 96-66, second place AL East (Wild Card)

2019 Twins vs. Tampa Bay

5/30 at TB L 3-14 6/25 TB W 9-4
 5/31 at TB W 5-3 6/26 TB W 6-4
 6/1 at TB W 6-2 6/27 TB L 2-5
 6/2 at TB W 9-7

Last Minnesota Sweep at MIN at TB
 3-Game July 1-3, 2005 May 6-8, 2005
 4-Game July 17-20, 2006 Never

Last Tampa Bay Sweep at MIN at TB
 3-Game July 18-20, 2014 April 20-22, 2018
 4-Game Never July 8-11, 2013

SERIES RESULTS, LAST 20 YEARS

YEAR	HOME	ROAD	TOTALS
2000	3-3	1-3	4-6
2001	1-2	0-4	1-6
2002	4-0	1-2	5-2
2003	3-0	3-0	6-0
2004	3-3	1-2	4-5
2005	3-0	3-0	6-0
2006	4-0	2-1	6-1
2007	2-2	1-2	3-4
2008	1-1	2-2	3-3
2009	2-1	1-2	3-3
2010	1-3	2-2	3-5
2011	2-4	1-3	3-7
2012	0-3	1-2	1-5
2013	1-2	0-4	1-6
2014	0-3	2-1	2-4
2015	2-1	2-1	4-2
2016	1-3	2-1	3-4
2017	1-2	1-2	2-4
2018	3-1	0-3	3-4
2019	2-1	3-1	5-2
ALL-TIME	44-40	36-42	80-82

Won-Lost Record at Stadium

Metrodome (1998-2009)..... 31-17
 Target Field (2010-present)..... 13-23
 Tropicana Field (1998-present)..... 36-42



734 Stadium Drive, Arlington, TX 76011
(817) 533-1972

Stadium (Capacity)..... Globe Life Field (40,300), opened 2020
Dimensions (L-C-R)..... 329-407-326

Co-Chairman and Managing Partner..... Ray Davis
Co-Chairman..... Bob Simpson
President, Baseball Operations/General Manager..... Jon Daniels
Field Manager..... Chris Woodward
Executive Vice President, Communications..... John Blake
Senior Director, Media Relations..... Rich Rice

2019 Record..... 78-84, third place AL West

2019 Twins vs. Texas
7/5 TEX W 15-6 8/15 at TEX W 13-6
7/6 TEX W 7-4 8/16 at TEX W 4-3
7/7 TEX L 1-4 8/17 at TEX W 12-7
8/18 at TEX W 6-3

Last Minnesota Sweep at MIN at TEX
3-Game September 3-5, 2010 September 7-9, 1976
4-Game Never August 15-18, 2019

Last Texas Sweep at MIN at TEX
3-Game April 13-15, 2012 July 8-10, 2003
4-Game April 22-25, 1999 June 26-28, 1987

TEXAS RANGERS

SERIES RESULTS, LAST 20 YEARS

YEAR	HOME	ROAD	TOTALS
2000	5-1	3-3	8-4
2001	1-2	3-3	4-5
2002	4-2	2-1	6-3
2003	3-0	2-4	5-4
2004	3-0	2-2	5-2
2005	2-4	1-2	3-6
2006	1-2	3-3	4-5
2007	5-1	2-1	7-2
2008	4-3	1-2	5-5
2009	2-1	4-3	6-4
2010	6-0	1-3	7-3
2011	3-1	2-2	5-3
2012	0-3	2-5	2-8
2013	2-2	2-1	4-3
2014	1-3	1-2	2-5
2015	2-1	1-2	3-3
2016	2-1	3-1	5-2
2017	2-2	2-1	4-3
2018	1-2	1-2	1-2
2019	2-1	4-0	6-1
ALL-TIME*	148-123	128-151	276-274

*excludes 1961-1971 vs. Washington Senators

Won-Lost Record at Stadium

Metropolitan Stadium (1972-1981)..... 42-37
Metrodome (1982-2009)..... 85-70
Target Field (2010-present)..... 21-16
Arlington Stadium (1972-1993)..... 71-86
Globe Life Park in Arlington (1994-2019)..... 57-65



1 Blue Jays Way, Suite 3200, Toronto, Ontario M5V 1J1
(416) 341-1000

Stadium (Capacity)..... Rogers Centre (49,286), opened 1989
Dimensions (L-C-R)..... 328-400-328

Vice Chairman, Rogers Communications Inc..... Phil Lind
President & Chief Executive Officer..... Mark Shapiro
Executive Vice President, Baseball Operations/General Manager..... Ross Atkins
Field Manager..... Charlie Montoyo
Director, Baseball Media..... Richard Griffin
Manager, Baseball Media..... Ryan Brown

2019 Record..... 67-95, fourth place AL East

2019 Twins vs. Toronto
4/15 TOR L 3-5 5/6 at TOR W 8-0
5/16 TOR L 5-6 5/7 at TOR W 3-0
4/17 TOR W 4-1 5/8 at TOR W 9-1
4/18 TOR L 4-7

Last Minnesota Sweep at MIN at TOR
3-Game July 26-28, 2002 May 5-8, 2019
4-Game July 21-23, 1979 Never

Last Toronto Sweep at MIN at TOR
3-Game September 6-8, 2013 August 26-28, 2016
4-Game Never August 3-6, 2015

TORONTO BLUE JAYS

SERIES RESULTS, LAST 20 YEARS

YEAR	HOME	ROAD	TOTALS
2000	2-1	3-3	5-4
2001	1-3	1-2	2-5
2002	3-0	3-1	6-1
2003	0-3	3-0	3-3
2004	2-1	2-1	4-2
2005	2-1	2-1	4-2
2006	1-3	1-2	2-5
2007	4-3	0-3	4-6
2008	0-3	0-3	0-6
2009	1-3	2-2	3-5
2010	1-3	2-3	3-6
2011	0-3	1-2	1-5
2012	2-2	0-3	2-5
2013	0-3	1-2	1-5
2014	2-1	2-1	4-2
2015	2-1	0-4	2-5
2016	1-3	0-3	1-6
2017	2-2	2-1	4-3
2018	1-2	3-0	4-2
2019	1-3	3-0	4-3
ALL-TIME	94-107	79-116	173-223

Won-Lost Record at Stadium

Metropolitan Stadium (1961-1981)..... 20-5
Metrodome (1982-2009)..... 62-79
Target Field (2010-present)..... 12-23
Exhibition Stadium (1977-May 1989)..... 30-40
Rogers Centre (June 1989-present)..... 49-76



ARIZONA DIAMONDBACKS

401 East Jefferson St., Phoenix, AZ 85004
(602) 462-6500

Stadium (Capacity).....Chase Field (48,405), opened 1998
Dimensions (L-C-R).....330-407-335

Managing General Partner.....Ken Kendrick
President & Chief Executive Officer.....Derrick Hall
Executive Vice President & General Manager.....Mike Hazen
Field Manager.....Torey Lovullo
Senior Vice President, Content & Communications.....Josh Rawitch
Senior Director, Player and Media Relations.....Casey Wilcox
Director, Player and Media Relations.....Pat O'Connell

2019 Record.....85-77, second place NL West

2019 Twins vs. Arizona
None

Last Minnesota Sweep at MIN at ARI
2-Game Never Never
3-Game August 18-20, 2017 Never

Last Arizona Sweep at MIN at ARI
2-Game Never Never
3-Game Never May 20-22, 2011

ALL-TIME SERIES RESULTS

YEAR	HOME	ROAD	TOTALS
2003	1-2	--	1-2
2004	--	2-1	2-1
2005	--	2-1	2-1
2008	3-0	--	3-0
2011	--	0-3	0-3
2014	2-1	--	2-1
2017	3-0	--	3-0
ALL-TIME	9-3	4-5	13-8

Won-Lost Record at Stadium

Metrodome (2003-2008).....4-2
Target Field (2014-present).....5-1
Chase Field (2004-present).....4-5



ATLANTA BRAVES

755 Battery Avenue, SE, Atlanta, GA 30339-3017
(404) 614-1463

Stadium (Capacity).....Truist Park (41,184), opened 2017
Dimensions (L-C-R).....335-400-325

Chairman.....Terry McGuirk
President and CEO, Atlanta Braves.....Derek Schiller
Executive Vice President/General Manager.....Alex Anthopoulos
Field Manager.....Brian Snitker
Vice President, Communications.....Beth Marshall
Director, Baseball Communications.....Jonathan Kerber

2019 Record.....97-65, first place NL East

2019 Twins vs. Atlanta

8/5.....ATL.....W.....5-3
8/6.....ATL.....L.....7-12
8/7.....ATL.....L.....7-11

Last Minnesota Sweep at MIN at ATL
2-Game Never August 16-17, 2016
3-Game June 12-14, 2007 Never

Last Atlanta Sweep at MIN at ATL
2-Game July 26-27, 2016 Never
3-Game Never May 20-22, 2013

ALL-TIME SERIES RESULTS

YEAR	HOME	ROAD	TOTALS
2002	1-2	--	1-2
2007	3-0	--	3-0
2010	1-2	--	1-2
2013	--	0-3	0-3
2016	0-2	2-0	2-2
2019	1-2	--	1-2
ALL-TIME	6-8	2-3	8-11

Won-Lost Record at Stadium

Metrodome (2002-07).....4-2
Target Field (2010-present).....2-6
Turner Field (2013-16).....2-3



1060 West Addison St., Chicago, IL 60613-4397
(773) 404-2827

Stadium (Capacity)..... Wrigley Field (41,268), opened 1914
Dimensions (L-C-R)..... 355-400-353

Chairman..... Tom Ricketts
President, Baseball Operations..... Theo Epstein
Executive Vice President, General Manager..... Jed Hoyer
Field Manager..... David Ross
Director, Media Relations..... Peter Chase
Assistant Director, Media Relations..... Jason Carr

2019 Record..... 84-78, third place NL Central

2019 Twins vs. Chicago
None

Last Minnesota Sweep at MIN at CHC
2-Game Never Never
3-Game June 23-25, 2006 Never

Last Chicago Sweep at MIN at CHC
2-Game Never Never
3-Game Never June 29-July 1, 2018

CHICAGO CUBS

ALL-TIME SERIES RESULTS

YEAR	HOME	ROAD	TOTALS
1997	--	1-2	1-2
1998	2-1	--	2-1
1999	--	1-2	1-2
2000	1-2	--	1-2
2001	--	0-3	0-3
2006	3-0	--	3-0
2009	--	2-1	2-1
2012	2-1	--	2-1
2015	1-2	--	1-2
2018	--	0-3	0-3
ALL-TIME	9-6	4-11	13-17

Won-Lost Record at Stadium

Metrodome (1998-2006)..... 6-3
Target Field (2012-present)..... 3-3
Wrigley Field (1997-present)..... 4-11

OPPONENTS



100 Joe Nuxhall Way, Cincinnati, OH 45202
(513) 765-7800

Stadium (Capacity)..... Great American Ball Park (42,271), opened 2003
Dimensions (L-C-R)..... 328-404-325

Chief Executive Officer..... Bob Castellini
President of Baseball Operations..... Dick Williams
Vice President, General Manager..... Nick Krall
Field Manager..... David Bell
Vice President, Media Relations..... Rob Butcher
Director, Media Relations..... Larry Herms
Director, Media Relations, Digital Content..... Jamie Ramsey

2019 Record..... 75-87, fourth place NL Central

2019 Twins vs. Cincinnati
None

Last Minnesota Sweep at MIN at CIN
2-Game Never Never
3-Game July 7-8, 2001 Never

Last Cincinnati Sweep at MIN at CIN
2-Game Never Never
3-Game Never June 2-4, 2000

CINCINNATI REDS

ALL-TIME SERIES RESULTS

YEAR	HOME	ROAD	TOTALS
1997	2-1	--	2-1
1998	--	1-2	1-2
1999	2-1	--	2-1
2000	--	0-3	0-3
2001	3-0	--	3-0
2012	--	2-1	2-1
2015	--	1-2	1-2
2018	1-2	--	1-2
ALL-TIME	8-4	4-8	12-12

Won-Lost Record at Stadium

Metrodome (1997-2001)..... 7-2
Target Field (2010-present)..... 1-2
Cinergy Field (1998-2000)..... 1-5
Great American Ball Park (2012-present)..... 3-3



COLORADO ROCKIES

2001 Blake St., Denver, CO 80205
(303) 292-0200

Stadium (Capacity)..... Coors Field (50,144), opened 1995
Dimensions (L-C-R)..... 347-415-350

Owner, Chairman & Chief Executive Officer..... Richard L. Monfort
Owner, General Partner..... Charles K. Monfort
Senior Vice President, General Manager..... Jeff Bridich
Field Manager..... Bud Black
Senior Director, Communications..... Warren Miller
Supervisor, Communications..... Cory Little

2019 Record..... 71-91, fourth place NL West

2019 Twins vs. Colorado
None

Last Minnesota Sweep..... at MIN..... at COL
2-Game..... Never..... Never
3-Game..... Never..... Never

Last Colorado Sweep..... at MIN..... at COL
2-Game..... Never..... Never
3-Game..... Never..... Never

ALL-TIME SERIES RESULTS

YEAR	HOME	ROAD	TOTALS
2003	2-1	--	2-1
2008	--	1-2	1-2
2010	2-1	--	2-1
2014	--	2-1	2-1
2017	1-2	--	1-2
ALL-TIME	5-4	3-3	8-7

Won-Lost Record at Stadium

Metrodome (2003)..... 2-1
Target Field (2010-present)..... 3-3
Coors Field (2008-present)..... 3-3



LOS ANGELES DODGERS

1000 Vin Scully Avenue, Los Angeles, CA 90012
(323) 224-1301

Stadium (Capacity)..... Dodger Stadium (56,000), opened 1962
Dimensions (L-C-R)..... 330-395-330

Chairman and Owner..... Mark Walter
President and Chief Executive Officer..... Stan Kasten
President of Baseball Operations..... Andrew Friedman
Senior Vice President of Baseball Operations..... Josh Byrnes
Field Manager..... Dave Roberts
Senior Director, Public Relations..... Joe Jareck
Managers, Public Relations..... Juan Dorado and Jesus Quinonez

2019 Record..... 106-56, first place NL West

2019 Twins vs. Los Angeles
None

Last Minnesota Sweep..... at MIN..... at LAD
2-Game..... Never..... Never
3-Game..... June 26-28, 2006..... Never

Last Los Angeles Sweep..... at MIN..... at LAD
2-Game..... Never..... Never
3-Game..... April 30-May 1, 2014..... July 24-26, 2017

ALL-TIME SERIES RESULTS

YEAR	HOME	ROAD	TOTALS
2005	--	1-2	1-2
2006	3-0	--	3-0
2011	2-1	--	2-1
2014	0-3	--	0-3
2017	--	0-3	0-3
ALL-TIME	5-4	1-5	6-9

Won-Lost Record at Stadium

Metrodome (2006)..... 3-0
Target Field (2011-present)..... 2-4
Dodger Stadium (2005-present)..... 1-5



501 Marlins Way, Miami, FL 33125
(305) 480-1300

Stadium (Capacity)..... Marlins Park (37,446), opened 2012
Dimensions (L-C-R)..... 345-400-335

Chairman & Principal Owner Bruce Sherman
Chief Executive Officer Derek Jeter
President, Baseball Operations Michael Hill
Field Manager Don Mattingly
Vice President, Communications & Broadcasting Jason Latimer
Manager, Baseball Communications & Publications Joe Vieira

2019 Record 57-105, fifth place NL East

2019 Twins vs. Miami

7/30 at MIA W 2-1
7/31 at MIA W 7-4
8/1 at MIA L 4-5

Last Minnesota Sweep at MIA at MIA
2-Game Never Never
3-Game Never Never

Last Miami Sweep at MIN at MIA
2-Game Never June 25-26, 2013
3-Game Never Never

MIAMI MARLINS

ALL-TIME SERIES RESULTS

YEAR	HOME	ROAD	TOTALS
2002	2-1	--	2-1
2007	--	2-1	2-1
2013	1-1	0-2	1-3
2016	2-1	--	2-1
2019	--	2-1	2-1
ALL-TIME	5-3	4-4	9-7

Won-Lost Record at Stadium

Metrodome (2002) 2-1
Target Field (2013-present) 3-2
Dolphin Stadium (2007) 2-1
Marlins Park (2013-present) 2-3

OPPONENTS



One Brewers Way, Milwaukee, WI 53214
(414) 902-4500

Stadium (Capacity)..... Miller Park (41,700), opened 2001
Dimensions (L-C-R)..... 344-400-345

Chairman & Principal Owner Mark Atanasiou
President, Baseball Operations & General Manager David Stearns
Field Manager Craig Counsell
Senior Director, Media Relations Mike Vassallo
Senior Coordinator, Media Relations Matt Stein

2019 Record 89-73, second place NL Central (Wild Card)

2019 Twins vs. Milwaukee

5/27 MIL L 4-5
5/28 MIL W 5-3
8/13 at MIL W 7-5
8/14 at MIL L 5-6

Last Minnesota Sweep at MIN at MIL
2-Game August 7-8, 2017 August 9-10, 2017
3-Game May 22-24, 2009 September 15-17, 1978

Last Milwaukee Sweep at MIN at MIL
2-Game June 24-25, 1998 Never
3-Game July 8-10, 1988 July 2-4, 2018
4-Game May 17-20, 1996 August 24-27, 1995

MILWAUKEE BREWERS

SERIES RESULTS, LAST 20 YEARS

YEAR	HOME	ROAD	TOTALS
2000	1-2	--	1-2
2001	--	2-1	2-1
2002	2-1	2-1	4-2
2003	2-1	1-2	3-3
2004	1-2	1-2	2-4
2005	2-1	1-2	3-3
2006	3-0	2-1	5-1
2007	1-2	2-1	3-3
2008	2-1	2-1	4-2
2009	3-0	2-1	5-1
2010	2-1	0-3	2-4
2011	2-1	0-3	2-4
2012	1-2	2-1	3-3
2013	2-0	2-0	4-0
2014	1-1	1-1	2-2
2015	1-2	1-2	2-4
2016	1-1	1-1	2-2
2017	2-0	2-0	4-0
2018	1-2	0-3	1-5
2019	1-1	1-1	2-2
ALL-TIME*	123-104	108-120	231-224

*excludes 1969 vs. Seattle Pilots

Won-Lost Record at Stadium

Metropolitan Stadium (1970-1981) 41-35
Metrodome (1982-2009) 68-58
Target Field (2010-present) 14-11
Milwaukee County Stadium (1970-2000) 83-93
Miller Park (2001-present) 25-27



NEW YORK METS

41 Seaver Way, Flushing, NY 11368
(718) 565-4330

Stadium (Capacity)..... Citi Field (41,922), opened 2009
Dimensions (L-C-R)..... 335-408-330

Chairman & Chief Executive Officer..... Fred Wilpon
President..... Saul B. Katz
Executive Vice President, General Manager..... Brodie Van Wagenen
Field Manager..... Luis Rojas
Vice President, Communications..... Harold Kaufman
Senior Director, Media Relations..... Ethan Wilson
Manager, Communications..... Zach Weber

2019 Record..... 86-76, third place NL East

2019 Twins vs. New York
4/9 at NYM..... W..... 14-8 7/16 NYM..... L..... 2-3
4/10 at NYM..... L..... 6-9 7/17 NYM..... L..... 4-14

Last Minnesota Sweep at MIN at NYM
2-Game Never Never
3-Game June 8-10, 2004 Never

Last New York Sweep at MIN at NYM
2-Game July 16-17, 2019 Never
3-Game April 12-13, August 19, 2013 September 16-18, 2016

ALL-TIME SERIES RESULTS

YEAR	HOME	ROAD	TOTALS
2002	--	1-2	1-2
2004	3-0	--	3-0
2007	--	2-1	2-1
2010	--	1-2	1-2
2013	0-3	--	0-3
2016	--	0-3	0-3
2019	0-2	1-1	1-3
ALL-TIME	3-5	5-9	8-14

Won-Lost Record at Stadium

Metrodome (2004)..... 3-0
Target Field (2013-present)..... 0-5
Shea Stadium (2002-2007)..... 3-3
Citi Field (2010-present)..... 2-3



PHILADELPHIA PHILLIES

One Citizens Bank Way, Philadelphia, PA 19148
(215) 463-6000

Stadium (Capacity)..... Citizens Bank Park (43,651), opened 2004
Dimensions (L-C-R)..... 329-401-330

Managing Partner..... John Middleton
President..... Andy MacPhail
Vice President, General Manager..... Matt Klentak
Field Manager..... Joe Girardi
Director, Communications..... Greg Casterioto
Manager, Baseball Communications..... Chris Ware

2019 Record..... 81-81, fourth place NL East

2019 Twins vs. Philadelphia
4/5 at PHI..... L..... 4-10
4/6 at PHI..... W..... 6-2
4/7 at PHI..... L..... 1-2

Last Minnesota Sweep at MIN at PHI
2-Game Never Never
3-Game Never Never

Last Philadelphia Sweep at MIN at PHI
2-Game Never Never
3-Game Never Never

ALL-TIME SERIES RESULTS

YEAR	HOME	ROAD	TOTALS
2002	--	2-1	2-1
2004	1-2	--	1-2
2010	--	2-1	2-1
2012	1-2	--	1-2
2013	2-1	--	2-1
2016	2-1	--	2-1
2019	--	1-2	1-2
ALL-TIME	6-6	5-4	11-10

Won-Lost Record at Stadium

Metrodome (2004)..... 1-2
Target Field (2012-present)..... 5-4
Veterans Stadium (2002)..... 2-1
Citizens Bank Park (2010-present)..... 3-3



PITTSBURGH PIRATES

115 Federal St., Pittsburgh, PA 15212
(412) 323-5000

Stadium (Capacity).....PNC Park (38,747), opened 2001
Dimensions (L-C-R).....325-399-320

Chairman of the Board.....Bob Nutting
President.....Travis Williams
General Manager.....Ben Cherington
Field Manager.....Derek Shelton
Director, Baseball Communications.....Jim Trdinich
Director, Media Relations.....Dan Hart

2019 Record.....69-93, fifth place NL Central

2019 Twins vs. Pittsburgh
None

Last Minnesota Sweep at MIN at PIT
2-Game August 14-15, 2018 May 19-20, 2015
3-Game Never June 16-18, 2006

Last Pittsburgh Sweep at MIN at PIT
2-Game July 29-28, 2015 Never
3-Game Never Never

ALL-TIME SERIES RESULTS

YEAR	HOME	ROAD	TOTALS
1997	2-1	-	2-1
1998	--	1-2	1-2
1999	2-1	-	2-1
2000	--	1-2	1-2
2001	2-1	-	2-1
2006	--	3-0	3-0
2009	2-1	-	2-1
2012	--	1-2	1-2
2015	0-2	2-0	2-2
2018	2-0	1-1	3-1
ALL-TIME	10-6	9-7	19-13

Won-Lost Record at Stadium

Metrodome (1997-2009)	8-4
Target Field (2015-present)	2-2
Three Rivers Stadium (1998-2000)	2-4
PNC Park (2006-present)	7-3



ST. LOUIS CARDINALS

700 Clark St., St. Louis, MO 63102
(314) 345-9600

Stadium (Capacity).....Busch Stadium (44,383), opened 2006
Dimensions (L-C-R).....336-400-335

Chairman & Chief Executive Officer.....William O. DeWitt, Jr.
President of Baseball Operations.....John Mozeliak
Vice President, General Manager.....Michael Girsch
Field Manager.....Mike Schildt
Director, Communications.....Brian Bartow
Manager, Baseball Communications.....Michael Whitty

2019 Record:.....91-71, first place NL Central

2019 Twins vs. St. Louis
None

Last Minnesota Sweep at MIN at STL
2-Game June 17-18, 2015 May 7-8, 2018
3-Game Never Never

Last St. Louis Sweep at MIN at STL
2-Game Never June 15-16, 2015
3-Game Never July 15-17, 2001

ALL-TIME SERIES RESULTS

YEAR	HOME	ROAD	TOTALS
1997	--	0-3	0-3
1998	2-1	-	2-1
1999	--	2-1	2-1
2000	2-1	-	2-1
2001	--	0-3	0-3
2009	--	2-1	2-1
2015	2-0	0-2	2-2
2018	1-1	2-0	3-1
ALL-TIME	7-3	6-10	13-13

Won-Lost Record at Stadium

Metrodome (1998-2000)	4-2
Target Field (2015-present)	3-1
Busch Stadium II (1997-2001)	2-7
Busch Stadium III (2006-present)	4-4



SAN DIEGO PADRES

100 Park Boulevard, San Diego, CA 92101
(619) 795-5000

Stadium (Capacity).....PETCO Park (40,204), opened 2004
Dimensions (L-C-R).....336-396-322

Executive Chairman.....Ron Fowler
Executive Vice President/General Manager.....A.J. Preller
Field Manager.....Jayce Tingler
Director, Communications.....Craig Hughner
Senior Manager, Business Communications & Spanish Relations.....Danny Sanchez
Senior Manager, Media Relations & Baseball Information.....Darren Feeney
Manager, Media Relations & Baseball Information.....JP Nolan

2019 Record.....70-92, fifth place NL West

2019 Twins vs. San Diego
None

Last Minnesota Sweep at MIN at SD
2-Game.....September 12-13, 2017.....May 20-21, 2014
3-Game.....June 17-19, 2011.....June 24-26, 2008

Last San Diego Sweep at MIN at SD
2-Game.....Never.....Never
3-Game.....Never.....Never

ALL-TIME SERIES RESULTS

YEAR	HOME	ROAD	TOTALS
2003	--	2-1	2-1
2005	1-2	--	1-2
2008	--	3-0	3-0
2011	3-0	--	3-0
2014	1-1	2-0	3-1
2017	2-0	1-1	3-1
TOTALS	7-3	8-2	15-5

Won-Lost Record at Stadium

Metrodome (2005).....1-2
Target Field (2011-present).....6-1
Qualcomm Stadium (2003).....2-1
PETCO Park (2008-present).....6-1



SAN FRANCISCO GIANTS

24 Willie Mays Plaza, San Francisco, CA 94107
(415) 972-2000

Stadium (Capacity).....Oracle Park (41,314), opened 2000
Dimensions (L-C-R).....339-399-309

President, Baseball Operations.....Farhan Zaidi
General Manager.....Scott Harris
Field Manager.....Gabe Kapler
Vice President, Media Relations.....Matt Chisholm
Manager, Media Relations.....Megan Brown

2019 Record.....77-85, third place NL West

2019 Twins vs. San Francisco
None

Last Minnesota Sweep at MIN at SF
2-Game.....Never.....Never
3-Game.....Never.....Never

Last San Francisco Sweep at MIN at SF
2-Game.....Never.....Never
3-Game.....Never.....May 23-25, 2014

ALL-TIME SERIES RESULTS

YEAR	HOME	ROAD	TOTALS
2003	--	2-1	2-1
2005	1-2	--	1-2
2011	--	1-2	1-2
2014	--	0-3	0-3
2017	--	2-1	2-1
ALL-TIME	1-2	5-7	6-9

Won-Lost Record at Stadium

Metrodome (2005).....1-2
AT&T Park (2003-present).....5-7



WASHINGTON NATIONALS

1500 South Capitol St., S.E., Washington, D.C. 20003
(202) 640-7000

Stadium (Capacity)..... Nationals Park (41,313), opened 2008
Dimensions (L-C-R)..... 336-402-335

Managing Principal Owner..... Mark D. Lerner
President of Baseball Operations/General Manager Mike Rizzo
Field Manager..... Dave Martinez
Executive Director, Communications Elizabeth Alexander
Director, Communications..... Kyle Brostowitz

2019 Record..... 93-69, second place NL East (Wild Card), World Series Champs

2019 Twins vs. Washington
9/10..... WAS..... W..... 5-0
9/11..... WAS..... L..... 2-6
9/12..... WAS..... L..... 6-12

Last Minnesota Sweep..... **at MIN**..... **at WAS**
2-Game..... Never..... Never
3-Game..... June 17-19, 2008..... June 15-17, 2004 (Montreal)

Last Washington Sweep..... **at MIN**..... **at WAS**
2-Game..... Never..... Never
3-Game..... Never..... April 22-24, 2016

ALL-TIME SERIES RESULTS

YEAR	HOME	ROAD	TOTALS
2004	--	3-0 (MTL)	3-0
2007	1-2	--	1-2
2008	3-0	--	3-0
2013	--	1-2	1-2
2016	--	0-3	0-3
2019	1-2	--	1-2
TOTALS*	5-4	1-5	6-9

*excludes 2004 at Montreal Expos

Won-Lost Record at Stadium

Metrodome (2007-08)..... 4-2
Target Field (2019-present)..... 1-2
Olympic Stadium in Montreal (2004)..... 3-0
Nationals Park (2013-present)..... 1-2

OPPONENTS

TOP ACTIVE OPPOSITION VS. TWINS

BATTING AVERAGE (MIN. 100 AB)

1. Josh Donaldson..... 395
2. Howie Kendrick..... 363
3. Dustin Pedroia..... 363
4. Yoenis Cespedes..... 362
5. José Altuve..... 362
6. Carlos Correa..... 359
7. Xander Bogaerts..... 354
8. Didi Gregorius..... 345
9. Manny Machado..... 342
10. Jonathan Lucroy..... 336

HITTERS

HOME RUNS

1. Miguel Cabrera..... 42
2. Carlos Santana..... 29
3. Edwin Encarnacion..... 27
Alex Gordon..... 27
5. Salvador Pérez..... 22
6. Nelson Cruz..... 20
7. Josh Donaldson..... 19
Jason Kipnis..... 19
Kendrys Morales..... 19
Mike Moustakas..... 19

HITS

1. Alex Gordon..... 224
2. Miguel Cabrera..... 223
3. Jason Kipnis..... 143
Carlos Santana..... 143
5. Michael Brantley..... 142
6. Salvador Pérez..... 141
7. Eric Hosmer..... 133
8. Melky Cabrera..... 126
9. Robinson Cano..... 123
10. José Abreu..... 118

WINS

1. Justin Verlander..... 20
2. Rick Porcello..... 13
3. David Price..... 10
Chris Sale..... 10
5. Corey Kluber..... 9
Max Scherzer..... 9
Jason Vargas..... 9
8. Felix Hernandez..... 8
9. Matthew Boyd..... 7
Carlos Carrasco..... 7
W. Davis/J. Quintana..... 7

PITCHERS

STRIKEOUTS

1. Justin Verlander..... 253
2. Chris Sale..... 168
3. Corey Kluber..... 161
4. Trevor Bauer..... 139
5. Rick Porcello..... 133
6. Carlos Carrasco..... 125
7. José Quintana..... 124
8. David Price..... 122
9. Anibal Sánchez..... 121
10. Felix Hernandez..... 116

ERA (MIN. 75.0 IP)

1. Felix Hernandez..... 2.26
2. David Price..... 2.59
3. Justin Verlander..... 2.91
4. Danny Duffy..... 3.13
5. Corey Kluber..... 3.40
6. Jon Lester..... 3.66
7. Jason Vargas..... 3.83
8. Rick Porcello..... 3.89
9. Anibal Sánchez..... 3.90
10. Chris Sale..... 3.93

2019 TWINS INTERLEAGUE PLAY

DATE	OPPONENT	W/L	SCORE	WINNER	LOSER	ATTENDANCE	RECORD	ALL-TIME
4/5	at Philadelphia	L	4-10	Pivetta	Odorizzi	28,021	0-1	211-192
4/6	at Philadelphia	W	6-2	Pineda	Arrieta	44,693	1-1	212-192
4/7	at Philadelphia	L	1-2	Eflin	Berrios	39,735	1-2	212-193
4/9	at New York-NL	W	14-8	Hildenberger	deGrom	22,126	2-2	213-193
4/10	at New York-NL	L	6-9	Syndergaard	Odorizzi	20,946	2-3	213-194
5/27	vs. Milwaukee	L	4-5	Burnes	Rogers	29,167	2-4	213-195
5/28	vs. Milwaukee	W	5-3	Magill	Claudio	27,120	3-4	214-195
7/16	vs. New York-NL	L	2-3	Avilán	Pineda	28,712	3-5	214-196
7/17	vs. New York-NL	L	4-14	Vargas	May	35,124	3-6	214-197
7/30	at Miami	W	2-1	Odorizzi	Gallen	8,064	4-6	215-197
7/31	at Miami	W	7-4	Berrios	Alcantara	8,567	5-6	216-197
8/1	at Miami	L	4-5	Brigham	Stashak	10,390	5-7	216-198
8/5	vs. Atlanta	W	5-3	May	Martin	26,722	6-7	217-198
8/6	vs. Atlanta	L	7-12	Foltynewicz	Berrios	36,721	6-8	217-199
8/7	vs. Atlanta	L	7-11	Fried	Pérez	35,682	6-9	217-200
8/13	at Milwaukee	W	7-5	Duffey	Pomeranz	44,331	7-9	218-200
8/14	at Milwaukee	L	5-6	Guerra	Romo	41,077	7-10	218-201
9/10	vs. Washington	W	5-0	Berrios	Sánchez	24,813	8-10	219-201
9/11	vs. Washington	L	2-6	Strasburg	Pérez	20,062	8-11	219-202
9/12	vs. Washington	L	6-12	Corbin	Gibson	19,167	8-12	219-203

TWINS INTERLEAGUE PLAY RECORD BY YEAR

19987-9	200912-6
199910-7	20108-10
20007-11	20118-10
20019-9	20129-9
200210-8	20138-12
200310-8	20149-11
200411-7	20158-12
20058-10	20168-12
200616-2	201713-7
200711-7	20188-12
200814-4	20198-12



TWINS INTERLEAGUE PLAY HISTORY

YEAR	PITCHERS HITTING												
	AVG	AB	R	H	2B	3B	HR	RBI	SH	SF	BB	SO	
1999	.056	18	0	1	0	0	0	0	0	0	3	8	
2000	.176	17	1	3	2	0	0	0	2	0	0	9	
2001	.353	17	2	6	2	0	0	1	1	0	0	4	
2002	.227	22	0	5	0	0	0	1	1	0	1	6	
2003	.200	20	1	4	0	0	0	0	5	0	2	7	
2004	.143	21	0	3	0	0	0	2	2	0	0	8	
2005	.091	22	1	2	0	0	0	0	2	0	0	5	
2006	.105	19	1	2	0	0	0	1	3	0	1	10	
2007	.080	25	2	2	1	1	0	1	5	0	1	5	
2008	.277	18	2	5	1	0	0	3	5	0	0	5	
2009	.000	21	0	0	0	0	0	0	5	0	1	10	
2010	.176	17	0	3	0	0	0	0	5	0	0	9	
2011	.150	20	0	3	1	0	0	1	0	0	1	7	
2012	.053	19	1	1	0	0	0	1	1	0	1	11	
2013	.053	19	0	1	0	0	0	0	4	0	0	11	
2014	.091	22	0	2	1	0	0	1	0	0	0	14	
2015	.150	20	0	3	0	0	0	0	0	0	0	10	
2016	.125	24	1	3	0	0	0	0	2	0	2	14	
2017	.174	23	3	4	1	0	0	5	1	0	0	8	
2018	.100	20	2	2	0	0	0	0	2	0	0	10	
2019	.000	14	2	0	0	0	0	0	3	0	2	8	
TOTALS	.136	420	20	57	9	1	0	19	49	0	15	194	

TEAM RECORDS

Last Minnesota Sweep2-0, August 14-15, 2018 vs. PIT
Last Sweep of Minnesota0-2, July 16-17, 2019 vs. NYM
Largest Margin, Victory16 runs, 9/12/17 vs. SD (16-0)
Largest Margin, Defeat15 runs, 6/27/11 vs. LAD (0-15)
Most Runs Scored16, 2x, last 9/12/17 vs. SD
Most Runs Allowed16, 5/20/12 at MIL
Twins Home Record121-89
Twins Road Record98-114
Winning Streak12, 6/22/06-5/19/07
Losing Streak7, 6/13/13-5/1/14

INDIVIDUAL HIGHS

PITCHING	
WINS, Career16, J. Santana
Season5, Liriano, (2006)
LOSSES, Career11, Radke
Season4, Radke (2005)
SAVES, Career27, Nathan
Season6, 7x, last Perkins (2015)
STRIKEOUTS, Career191, J. Santana
Season43, Liriano (2006) & E. Santana (2017)

HITTING	
AVERAGE (min. 150 AB), Career350, Delmon Young
Season492, Joe Mauer ('06)
HITS, Career284, Mauer
Season30, Mauer ('06)
HR, Career33, Torii Hunter
Season9, Trevor Plouffe ('12), Garver ('19)
RBI, Career123, Mauer
Season20, Michael Cudoyer ('06); Morneau ('06)

HISTORY & RECORDS



TWINS ANNUAL TEAM BATTING

YEAR	AVG	G	AB	R	H	2B	3B	HR	RBI	SH	SF	HB	BB	SO	SB	GDP	
1961	.250	161	5417	707	1353	215	40	167	665	67	42	33	597	840	47	141	
1962	.260	*163	5561	798	1445	215	39	185	758	71	50	31	649	823	33	129	
1963	*.255	161	5531	+767	*1408	223	35	+225	85	30	41	547	912	32	116		
1964	.252	163	5610	*737	1413	227	46	+221	*707	74	37	44	553	1019	46	120	
1965	*.254	*162	5488	*774	*1396	*257	42	150	*711	77	+59	35	554	969	92	93	
1966	.249	162	5390	663	1341	219	33	144	611	49	44	39	513	844	67	*138	
1967	.240	+164	5458	717	1309	*216	48	131	619	66	34	46	512	976	55	114	
1968	.237	162	5373	562	1274	207	*41	105	522	69	38	49	445	966	98	106	
1969	*.268	162	+5677	*790	*1520	+246	32	163	*733	65	40	43	599	906	115	114	
1970	*.262	162	5483	744	1438	230	*41	153	694	79	38	42	501	905	57	132	
1971	.260	160	*5414	654	1406	197	31	116	618	64	57	25	512	846	66	+159	
1972	.244	154	*5234	537	1277	182	31	93	506	73	28	35	478	905	53	129	
1973	+2.70	+162	*5625	738	+1521	*240	44	120	688	34	40	34	598	954	87	+150	
1974	.272	+163	*5632	673	*1530	190	37	111	632	64	40	46	520	791	74	+159	
1975	.271	159	5514	724	1497	215	28	121	669	62	46	40	563	746	81	127	
1976	*.274	+162	*5574	*743	*1526	222	51	81	691	*93	49	41	550	714	146	121	
1977	+2.82	161	*5639	+867	+1588	273	60	123	804	81	56	43	563	754	105	115	
1978	.267	162	5522	666	1472	259	47	82	621	*109	55	33	604	684	99	139	
1979	.278	*162	5544	764	1544	256	46	112	714	+142	53	31	526	693	66	116	
1980	.265	161	5530	670	1468	252	46	99	634	92	51	21	436	703	62	151	
1981	.240	*110	3676	378	884	147	*36	47	359	36	27	11	275	497	34	95	
1982	.257	162	5544	657	1427	234	44	148	624	22	51	24	474	887	38	149	
1983	.261	162	5601	709	1463	280	41	141	671	29	45	29	467	802	44	150	
1984	.265	162	5562	673	1473	259	33	114	636	26	58	24	437	735	39	138	
1985	.264	162	5509	705	1453	282	41	141	678	39	47	31	502	779	68	117	
1986	.261	162	5531	741	1446	257	39	196	700	44	38	37	501	977	81	123	
1987	.261	+162	5441	786	1422	258	35	196	733	47	39	38	523	898	113	128	
1988	.274	*162	5510	759	1508	294	31	151	710	37	50	55	528	832	107	130	
1989	.276	162	5581	740	1542	278	35	117	691	51	58	39	478	743	111	126	
1990	.265	+162	5499	666	1458	281	39	100	625	40	49	+53	445	749	96	148	
1991	+2.80	162	5556	776	+1557	270	42	140	733	44	49	40	526	747	107	157	
1992	+2.77	162	5582	747	+1544	275	27	104	701	46	59	+53	527	834	123	130	
1993	.264	162	5601	693	1480	261	27	121	642	27	37	21	451	493	850	83	+150
1994	.276	113	3952	594	1092	239	23	103	556	22	34	*41	359	635	94	93	
1995	.279	144	5005	703	1398	270	34	120	662	18	36	58	471	916	105	152	
1996	.288	162	5673	877	1633	332	+47	118	812	20	63	65	576	958	143	172	
1997	.270	162	5634	772	1522	305	40	132	730	20	56	60	495	1121	151	117	
1998	.266	162	5641	734	1499	285	32	115	691	18	52	45	506	915	112	+155	
1999	.264	161	5495	686	1450	285	30	105	643	24	56	49	500	978	118	151	
2000	.270	162	5615	748	1516	325	*49	116	711	24	51	35	556	1021	90	143	
2001	.272	162	5560	771	1514	328	38	164	717	25	38	64	495	1083	146	124	
2002	.272	161	5582	768	1518	+348	36	167	731	34	52	56	472	1089	79	121	
2003	.277	162	5655	801	1567	318	*45	155	755	42	52	63	512	1027	94	139	
2004	.266	162	5623	780	1494	310	24	191	735	46	40	64	513	982	116	130	
2005	.259	162	5564	688	1441	269	32	134	644	42	42	59	485	978	102	+155	
2006	+2.87	162	5602	#801	1608	275	34	143	754	31	55	50	490	872	101	163	
2007	.264	162	5522	718	1460	273	36	118	671	34	45	48	512	839	112	149	
2008	.279	*163	5641	829	1572	298	49	111	791	52	72	36	529	979	102	142	
2009	.274	*163	5608	817	1539	271	40	172	770	51	57	45	585	1021	85	147	
2010	.273	162	5568	781	1521	318	*41	142	749	38	53	39	559	967	68	159	
2011	.247	162	5487	619	1357	259	25	103	572	31	25	37	440	1048	92	115	
2012	.260	162	5562	701	1448	270	30	131	666	33	*56	53	505	1069	*135	149	
2013	.242	162	5564	614	1346	285	15	151	590	29	32	52	533	1430	52	103	
2014	.254	162	5567	715	1412	316	27	128	675	25	44	53	544	1329	99	97	
2015	.247	162	5467	696	1349	277	44	156	661	30	41	40	439	1264	70	133	
2016	.251	162	5618	722	1409	288	35	200	690	27	43	44	513	1426	91	96	
2017	.260	162	5557	815	1444	286	31	206	781	26	39	46	593	1342	95	105	
2018	.250	162	5526	738	1379	317	22	166	704	19	38	37	534	1328	47	89	
2019	.270	162	5732	939	1547	318	23	+307	+906	10	41	81	525	1334	28	101	
Totals	.264		323,429		85,418		2,170		40,189		2,774		2,557	30,237		7,710	
	9.427			42.706		15.582		8.272		2.774		2.557		55.231		7.710	

(+ — denotes major league leadership; # — denotes tie for major league leadership; * — denotes league leadership)

TWINS YEARLY PINCH-HIT LEADERS

YEAR	PLAYER	PINCH-HITS	YEAR	PLAYER	PINCH-HITS	YEAR	PLAYER	PINCH-HITS
1961	Julio Becquer	11	1982	Jesús Vega	5	2001	Jacque Jones	5
1962	Don Mincher	9	1983	Dave Engle	6	2002	Bobby Kielty	8
1963	Jimmie Hall	5	1984	Darrell Brown	10	2003	Justin Morneau	5
1964	Frank Kostro	10	1985	Roy Smalley	7	2004	Jose Oferte	12
1965	Sandy Valdespino	10	1986	Randy Bush	13	2005	Lew Ford	4
1966	Rich Rollins	8	1987	Randy Bush	17		Michael Ryan	4
1967	Rich Reese	13	1988	Randy Bush	6	2006	3 tied	2
1968	Rich Rollins	8		John Moses	6	2007	Jason Tynes	5
1969	Rick Renick	8	1989	Carmelo Castillo	8	2008	Jason Kubel	6
1970	Charlie Manuel	9		John Moses	8	2009	Jose G. Morales	6
1971	Steve Braun	7	1990	Shane Mack	7	2010	Jim Thome	7
1972	Charlie Manuel	7		John Moses	7	2011	Ben Revere	3
	Jim Nettles	7		Randy Bush	13		Jim Thome	3
1973	Jim Holt	5	1991	Randy Bush	9	2012	4 tied	2
1974	Harmon Killebrew	12	1992	Chip Hale	9	2013	3 tied	2
1975	Danny Walton	7	1993	Chip Hale	11	2014	Chris Parmelee	5
1976	Tony Oliva	7	1994	Chip Hale	19	2015	Shane Robinson	3
1977	Craig Kusick	10	1995	Chip Hale	14	2016	Eduardo Escobar	3
1978	Jose M. Morales	14	1996	Chip Hale	19	2017	Kennys Vargas	4
1979	Jose M. Morales	9	1997	Greg Myers	7	2018	Mitch Garver	4
1980	Jose M. Morales	13	1998	Alex Ochoa	5	2019	Ehire Adrianza	4
1981	Glenn Adams	6	1999	Corey Koskie	6			
			2000	Midre Cummings	11			

TWINS ANNUAL TEAM PITCHING

YEAR	W	L	ERA	CG	SH	SV	IP	AB	H	BAA	R	ER	HR	HB	BB	SO	WP	BK
1961	70	90	4.28	49	14	23	1432.1	5517	1415	.256	778	681	163	45	570	917	41	*1
1962	91	71	3.90	*53	11	27	1462.1	5524	1400	.253	713	633	166	43	*493	*949	55	3
1963	91	70	3.28	58	13	30	1446.1	5468	1322	.242	602	527	162	24	459	941	57	3
1964	79	83	3.58	*47	4	24	1478.1	5600	1361	.243	678	588	181	31	545	1098	73	3
1965	+102	60	3.14	32	12	45	1457.1	5444	1278	.235	600	508	166	27	503	934	44	2
1966	89	73	3.13	+52	11	27	1438.2	5374	1246	.232	581	501	139	27	*392	1016	52	+1
1967	91	71	3.15	*58	18	24	1461.0	5509	1336	.243	590	511	115	20	*396	1089	49	3
1968	79	83	2.90	45	13	29	1428.1	5325	1221	.229	546	461	*92	42	*112	992	52	6
1969	97	65	3.24	41	8	*43	+1497.2	5636	1388	.246	618	539	119	38	524	906	48	1
1970	98	64	3.23	26	12	*58	1448.1	5450	1329	.244	605	520	+130	37	486	940	38	4
1971	74	86	3.81	43	9	25	1416.2	5385	1384	.257	670	600	139	40	529	895	42	3
1972	77	77	2.86	37	17	34	1399.1	5164	1188	.230	535	444	105	37	444	838	+26	5
1973	81	81	3.77	48	+18	34	1451.2	5561	1443	.259	692	608	115	36	519	879	61	5
1974	82	80	3.64	43	11	+29	1455.1	5529	1436	.260	669	589	115	38	513	934	38	3
1975	76	83	4.05	57	7	22	1423.0	5375	1381	.257	736	640	137	36	617	846	50	6
1976	85	77	3.69	29	11	23	1459.0	5483	1421	.259	704	599	89	38	610	762	61	12
1977	84	77	4.36	35	4	25	1442.0	5561	1546	.278	776	698	151	37	507	737	48	5
1978	73	89	3.69	48	9	26	1459.2	5521	1468	.266	678	599	102	33	520	703	51	14
1979	82	80	4.16	31	6	33	1444.1	5578	1590	.285	725	667	128	15	452	721	39	7
1980	77	84	3.93	35	9	30	1451.0	5529	1502	.272	724	634	120	23	468	744	32	10
1981	41	68	3.98	13	6	22	979.2	3757	1021	.272	486	433	79	17	376	500	19	14
1982	60	+102	4.72	26	7	30	1433.0	5516	1484	.269	819	751	208	+12	643	812	45	12
1983	70	92	4.67	20	5	39	1437.1	5572	1559	.280	822	746	163	35	580	748	41	13
1984	81	81	3.85	32	9	38	1437.2	5504	1429	.260	675	615	159	35	463	713	38	7
1985	77	85	4.48	+41	7	34	1426.1	5473	1468	.268	782	710	164	30	*462	767	51	11
1986	71	91	4.77	+39	6	24	1432.2	5619	1579	.281	839	759	200	46	503	937	58	5
1987	85	77	4.59	16	4	39	1427.1	5514	1465	.266	806	728	210	50	564	990	62	10
1988	91	71	3.93	18	9	52	1431.2	5477	1457	.266	672	625	146	42	453	897	43	38
1989	80	82	4.24	19	8	38	1429.1	5548	1495	.269	738	674	139	38	500	851	46	13
1990	74	88	4.12	13	13	43	1435.2	5531	1509	.273	729	658	134	27	489	872	55	5
1991	*95	67	3.69	21	12	53	1449.1	5491	1402	.255	652	595	139	27	488	876	57	5
1992	90	72	3.70	16	13	50	1453.0	5472	1391	.254	653	597	121	36	479	923	52	5
1993	71	91	4.70	5	3	44	1444.1	5618	1591	.283	830	755	148	45	*514	901	43	13
1994	53	60	5.68	6	4	29	1005.0	4009	1197	.299	688	634	153	31	388	602	43	4
1995	56	+88	5.76	7	2	27	1272.2	5052	1450	.287	889	815	210	36	533	790	52	4
1996	78	84	5.28	13	5	31	1439.2	5645	1561	.277	900	844	233	41	581	959	49	3
1997	68	94	5.00	10	4	30	1434.0	5641	1596	.283	861	796	187	33	*495	908	66	6
1998	70	92	4.75	7	8	42	1447.2	5715	1622	.284	818	764	180	44	+457	952	55	5
1999	63	*97	5.00	13	8	34	1423.1	5621	1591	.283	845	791	208	*28	487	927	57	6
2000	69	*93	5.14	6	4	35	1432.2	5696	1634	.287	880	819	212	+35	516	1042	68	4
2001	85	77	4.51	12	8	45	1441.1	5576	1494	.268	766	722	192	56	445	965	58	2
2002	94	67	4.12	8	9	47	1444.2	5578	1454	.261	712	662	184	*45	439	1026	62	3
2003	90	72	4.41	7	8	45	1462.0	5699	1526	.268	758	716	187	50	402	997	62	9
2004	92	70	*4.03	4	9	48	+1476.6	5702	1523	.267	*715	*661	167	54	*341	1123	45	+1
2005	83	79	3.71	*9	8	44	1464.1	5590	1458	.261	662	604	169	43	+348	965	35	4
2006	96	66	3.95	1	6	40	1439.1	5586	1490	.267	683	632	182	+36	+356	+1164	40	3
2007	79	83	4.15	5	8	38	1436.2	5588	1505	.269	725	663	185	51	420	1094	46	5
2008	88	75	4.16	5	10	42	*1459.0	5715	1568	.274	745	675	183	+31	+406	995	45	4
2009	87	76	4.50	4	7	48	*1453.0	5663	1542	.272	765	726	185	58	*466	1052	43	3
2010	94	68	3.95	9	13	40	1452.2	5603	1493	.266	671	638	155	47	+383	1048	*41	4
2011	63	99	4.58	7	8	32	1421.2	5571	1564	.281	804	724	161	54	480	940	47	5
2012	66	96	4.77	3	6	35	1438.2	5610	1536	.274	832	762	198	57	465	943	60	+2
2013	66	96	4.55	1	7	40	1450.1	5679	1591	.280	788	733	168	44	458	985	50	4
2014	70	92	4.57	2	7	38	1435.0	5665	1588	.280	777	728	147	45	408	1031	50	6
2015	83	79	4.07	2	12	45	1443.0	5600	1506	.269	700	653	163	*41	413	1046	54	2
2016	59	+103	5.08	4	3	26	1443.0	5722	1617	.283	889	814	221	41	479	1191	83	7
2017	85	77	4.59	6	11	42	1436.0	5587	1487	.266	788	732	224	69	483	1166	52	8
2018	78	84	4.50	2	25	37	1443.1	5526	1380	.250	775	721	198	80	573	1377	59	*0
2019	101	61	4.18	1	0	*50	1463.1	5671	1456	.257	754	680	198	61	452	1463	71	5
Totals	4,739		1,301		2,133		323,946		85,982	.265	38,907	38,907	2,338		28,239	2,958		357

(+ — denotes major league leadership; ^ — denotes tie for league leadership; * — denotes league leadership)

TWINS LONGEST LOSING STREAKS

GAMES	DATES	OPPOSITION
14	May 19-June 2, 1982	Baltimore 2, New York 6, Cleveland 6
13	May 26-June 7, 1961	Washington 3, Cleveland 2, Detroit 4, New York 4
13	August 18-31, 2016	Kansas City 4, Detroit 3, Toronto 3, Cleveland 3
11	September 9-21, 2011	Detroit 3, Kansas City 2, Cleveland 3, NY 1, Seattle 2
10	May 21-June 1, 1985	Boston 5, Milwaukee 5
10	August 9-19, 1997	New York 3, Toronto 2, Boston 4, Detroit 1
10	September 9-19, 1998	Anaheim 1, Oakland 3, Seattle 2, Cleveland 2, Detroit 2
10	May 14-24, 2013	Chicago-AL 2, Boston 3, Atlanta 3, Detroit 2
9	August 9-15, 1970	Oakland 3, Washington 3, Boston 3
9	April 16-26, 1978	Seattle 2, Oakland 5, California 2
9	July 13-21, 1978	Baltimore 3, Boston 4, New York 2
9	August 1-9, 1980	Baltimore 3, Oakland 3, California 3
9	April 11-20, 1985	California 4, Seattle 3, Oakland 2
9	June 7-16, 1990	Toronto 4, Chicago 3, Kansas City 2
9	August 15-24, 1990	Cleveland 2, Toronto 3, Kansas City 3, Texas 1
9	June 15-23, 1993	Toronto 2, New York 4, Boston 3
9	May 7-16, 2011	Boston 3, Detroit 2, Toronto 3, Seattle 1
8	April 20-27, 2018	Tampa Bay 3, New York-AL 4, Cincinnati 1

HISTORY RECORDS

TWINS ANNUAL TEAM FIELDING

YEAR	PCT	G	PO	A	E	TC	DP	TP	PB
1961	.972	161	4297	1635	174	6106	150	0	16
1962	.980	*163	4387	1781	129	6297	*173	0	13
1963	.976	161	4339	1600	144	6083	140	0	13
1964	.977	163	4435	1647	145	6227	131	0	18
1965	.973	*162	4372	1774	172	6318	158	0	16
1966	.977	162	4316	1589	139	6044	118	+1	5
1967	.978	+164	4383	1595	132	6110	123	0	14
1968	.973	162	4300	1712	170	6182	117	1	9
1969	.977	162	+4493	1856	150	+6499	177	0	18
1970	.980	162	4345	1636	123	6104	130	0	11
1971	.980	160	4250	1604	118	5972	134	0	12
1972	.974	154	4198	1730	159	6087	133	0	7
1973	.978	+162	4355	1761	139	6255	147	0	19
1974	.976	+163	4366	1771	151	6288	164	0	7
1975	.973	159	4269	1842	170	6281	147	0	9
1976	.973	+162	4377	1823	172	6372	+182	+1	11
1977	.978	161	4326	1932	143	6401	184	0	10
1978	.977	162	4379	1943	146	6468	171	0	7
1979	.979	*162	4333	+2007	134	*6474	+203	0	5
1980	.977	161	4353	*1996	148	*6497	192	0	8
1981	.978	*110	2939	1268	96	4303	103	0	3
1982	.982	162	4299	1560	108	5967	162	1	6
1983	.980	162	4312	1700	121	6133	170	+1	10
1984	.980	162	4313	1678	*120	6111	134	+1	4
1985	.980	162	4279	1732	120	6131	139	0	13
1986	.980	162	4298	1626	118	6042	168	0	12
1987	+ .984	+162	4282	1609	+98	5989	147	0	21
1988	+ .986	*162	4295	1498	+84	5877	155	+2	11
1989	.982	*162	4288	1598	107	5993	141	0	8
1990	.983	+162	4307	1705	101	6113	161	+2	11
1991	.985	162	4348	1779	95	6222	161	0	12
1992	.985	162	4359	1776	95	6230	155	0	14
1993	.984	162	4333	1755	100	6188	160	0	21
1994	.982	113	3015	1186	75	4276	99	0	5
1995	.981	144	3818	1487	100	5405	141	0	11
1996	.984	162	4319	1519	94	5932	142	0	11
1997	.983	162	4302	1694	101	6097	170	0	14
1998	.982	162	4343	1585	108	6036	135	0	11
1999	.985	161	4270	1613	92	5975	150	0	12
2000	.983	162	4298	1526	102	5926	155	0	13
2001	.982	162	4324	1542	108	5974	118	0	4
2002	+ .987	161	4334	1422	+74	5830	124	0	^5
2003	.985	162	4386	1481	87	5954	114	0	10
2004	.984	162	+4428	1658	101	6187	158	0	*6
2005	.984	162	4393	1764	102	*6259	171	0	9
2006	.986	162	4318	1647	84	6049	135	1	5
2007	.984	162	4310	1611	95	6016	151	0	6
2008	.982	163	4353	1671	108	6132	167	0	4
2009	.987	163	4359	1565	76	6000	135	0	16
2010	.987	162	4358	1710	78	6146	150	0	8
2011	.980	162	4265	1621	119	6005	153	0	12
2012	.983	162	4316	+1785	107	6208	+188	0	8
2013	.987	162	4351	1723	81	6155	178	0	6
2014	.984	162	4305	1579	97	5981	136	0	8
2015	.986	162	4329	1637	86	6052	150	0	3
2016	.979	162	4329	1610	126	6065	172	0	9
2017	.987	162	4308	1477	78	5863	143	1	16
2018	.984	162	4330	1454	97	5881	127	0	12
2019	.981	162	4390	1405	111	5906	129	+2	15
Totals	.981	9,427	252,370	97,484	6,808	356,662	8,527	14	615

(+ — denotes major league leadership; * — denotes league leadership; ^ — denotes tied for major league leadership)

TRIPLE PLAYS

TWINS

DATE	INN	OPPONENT	PLAYERS	BATTER
August 18, 1966	2nd	California	Rollins-Tovar-Killebrew	Malzone
September 10, 1968	5th	Cleveland	Rollins-Carew-Allison	Horton
July 25, 1976	1st	at Chicago-AL	Borgmann-Gómez	Stein
May 29, 1982	2nd	New York-AL	Butera-Gaetti-Hrbek-Felton	Smalley
August 8, 1983	4th	at California	Gaetti-Castino-Hrbek	Ro. Jackson
July 19, 1984	2nd	at New York-AL	Gaetti-Iruef-Hrbek	Cerone
April 5, 1988	8th	at New York-AL	Gaetti-Lombardozzi-Hrbek	Santana
August 8, 1988	4th	Cleveland	Gladden-Lombardozzi-Larkin	Carter
July 17, 1990*	4th	at Boston	Gaetti-Newman-Hrbek	Brunansky
	8th		Gaetti-Newman-Hrbek	Reed
May 27, 2006	8th	Seattle	Castillo-Morneau-Batista	Johjima
June 1, 2017	4th	at Los Angeles-AL	Sanó-Dozier-Mauer	Marte
July 22, 2019	1st	New York-AL	Arraez-Schoop-Sanó	Encarnación
August 7, 2019	3rd	Atlanta	Sanó-Schoop-Cron	Flowers

OPPONENTS

DATE	INN	OPPONENT	PLAYERS	BATTER
June 3, 1968	8th	at New York-AL	Womack-Cox-Mantle	Roseboro
June 27, 1972	4th	California	Spencer-McMullen-Alomar-Cardenas	J. Nettles
June 7, 1976	5th	at Cleveland	Thomas-Duffy-Howard	Wynegar
July 23, 1977	6th	California	Mulliniks-Remy-Solaita	Bostock
September 8, 1996	6th	California	Howell-Hudler-Snow	Coomer
May 14, 2006	6th	Chicago-AL	Konerko-Iguchi-Uribe	Castillo
August 27, 2007	7th	at Cleveland	Blake-Cabrera-Martinez	Redmond
August 21, 2012	5th	at Oakland	Donaldson-Rosales-Carter	Plouffe

* - No other team has ever turned two triple plays in a game

TWINS ANNUAL ATTENDANCE

	HOME OPENINGS	ATTENDANCE	YEAR	ATTENDANCE	ROAD OPENINGS	AVERAGE
16,756	75	1,256,723	1961	798,856	68	11,748
18,857	76	1,433,116	1962	933,850	73	12,792
18,509	76	*1,406,652	1963	704,531	70	10,064
15,285	79	1,207,514	1964	908,892	68	13,366
19,003	77	*1,463,268	1965	1,178,475	69	17,079
16,356	77	1,259,374	1966	1,099,594	67	16,412
19,520	76	1,483,547	1967	1,325,806	71	18,673
15,043	76	1,143,257	1968	1,117,915	72	15,527
17,299	78	1,349,327	1969	1,071,961	76	14,105
16,388	77	1,261,887	1970	1,220,644	78	15,649
12,545	75	940,858	1971	1,079,903	75	14,399
11,564	69	797,901	1972	846,606	71	11,924
11,941	76	907,499	1973	1,168,020	75	15,574
8,603	77	662,401	1974	968,275	75	12,910
10,098	73	737,156	1975	892,629	71	12,572
9,539	75	715,394	1976	1,089,625	77	14,151
15,100	77	1,162,727	1977	1,416,698	75	18,889
10,505	75	787,878	1978	1,316,701	73	18,037
14,274	75	1,070,521	1979	1,471,004	78	18,859
10,537	73	769,206	1980	1,363,019	77	17,702
7,951	59	469,206	1981	844,101	49	17,227
11,373	81	921,186	1982	1,452,080	79	18,381
10,737	80	858,939	1983	1,502,733	77	19,516
19,737	81	1,598,692	1984	1,549,501	76	20,388
20,393	81	1,651,814	1985	1,604,574	75	21,394
15,499	81	1,255,453	1986	1,707,440	79	21,613
25,703	81	2,081,976	1987	1,880,273	78	24,106
37,416	81	*3,030,672	1988	1,980,570	77	25,722
28,117	81	2,277,438	1989	1,988,012	77	25,818
21,895	80	1,751,584	1990	2,003,575	78	25,687
28,319	81	2,293,842	1991	2,306,583	80	28,832
30,647	81	2,482,428	1992	2,274,513	79	28,791
25,292	81	2,048,673	1993	2,300,021	78	29,487
23,704	59	1,398,565	1994	1,695,166	54	31,392
14,690	72	1,057,667	1995	1,634,586	71	23,022
17,967	80	1,437,352	1996	2,013,348	80	25,169
17,421	81	1,411,064	1997	2,095,535	80	26,194
14,395	81	1,165,980	1998	2,161,775	81	26,689
14,850	81	1,202,829	1999	2,245,944	80	28,074
13,093	81	1,059,715	2000	2,332,786	81	28,800
22,287	80	1,782,926	2001	2,274,453	81	28,080
23,759	81	1,924,473	2002	2,144,110	80	26,801
24,025	81	1,946,011	2003	2,027,406	81	25,030
23,598	81	1,911,418	2004	2,144,301	80	26,804
25,114	81	2,304,243	2005	2,217,442	81	27,376
28,210	81	2,285,018	2006	2,267,564	81	27,995
28,350	81	2,296,383	2007	2,501,160	81	30,549
28,425	81	2,302,431	2008	2,402,520	81	29,299
29,466	82	2,416,237	2009	2,251,837	81	27,800
39,798	81	3,223,640	2010	2,215,392	81	27,351
39,112	81	3,168,107	2011	2,344,923	81	28,950
34,512	81	2,776,354	2012	2,284,261	81	28,201
30,588	81	2,477,644	2013	2,188,785	81	27,022
27,785	81	2,250,606	2014	2,128,518	79	26,943
27,408	81	2,220,054	2015	2,344,521	80	29,307
24,245	81	1,963,912	2016	2,215,948	81	27,357
25,641	80	2,051,279	2017	2,223,833	80	27,798
24,489	80	1,959,197	2018	2,188,388	81	27,017
28,322	81	2,294,152	2019	1,880,642	81	23,217
20,989	4,613	96,825,366	TOTALS	101,792,124	4,501	22,615

(* — denotes league leadership)

MISC. ATTENDANCE FACTS AND FIGURES

- Through the first 10 seasons at Target Field, the Twins have drawn 24,384,945 total fans in 809 home games (3,223,640 in 2010; 3,168,107 in 2011; 2,776,354 in 2012; 2,477,644 in 2013; 2,250,606 in 2014; 2,220,054 in 2015; 1,963,912 in 2016; 2,051,279 in 2017; 1,959,197 in 2018 and 2,294,152 in 2019) averaging 30,142 fans per opening.
- The Twins have sold out 173 regular season games at Target Field in 809 openings since 2010. They sold out **81** in 2010, **57** in 2011, **eight** in 2012, **six** in 2013, **none** in 2014, **six** in 2015, **one** in 2016, **one** in 2017, **one** in 2018 and **12** in 2019.

TWINS CONSECUTIVE HOME CROWD STREAKS

AT LEAST	OPENINGS	DATES
10,000	1,383	September 21, 2001-present
20,000	403	September 18, 2009-September 7, 2014
30,000	169	September 18, 2009-August 27, 2012
40,000	22	July 3-August 31, 2010
50,000	4	July 8-22, 1988

TWINS HOME ATTENDANCE HIGHS

EVENT	OPPONENT	DATE	ATTENDANCE
World Series Game	St. Louis	October 25, 1987	55,376
Championship Series Game	Anaheim	October 9, 2002	55,990
Division Series Game	Oakland	October 5, 2002	55,960
All-Star Game	National League	July 16, 1985	54,960
Opening Day	Toronto	April 8, 1988	53,067
Single Weekday	Detroit	October 6, 2009	54,088
Single Weeknight	Kansas City	September 25, 1987	52,704
Doubleheader	California	July 16, 1967	43,419
Twi-Night Doubleheader	Oakland	July 28, 1990	51,017
Saturday Morning	Chicago	September 17, 1988	46,439
Saturday Afternoon	New York	August 13, 1988	51,963
Saturday Night	Milwaukee	July 9, 1988	52,293
Sunday	Kansas City	September 27, 1987	53,106
<hr/>			
Holiday	Morning	New York	May 30, 1962
	Afternoon	Baltimore	July 4, 1992
	Night	Kansas City	July 4, 1973
	Doubleheader	Chicago	July 4, 1961
	Twi-Nighter	Texas	July 4, 1975
<hr/>			
Three-Date Series	New York	August 12-14, 1988	155,509
	Friday Night		52,230
	Saturday Afternoon		51,963
	Sunday Afternoon		51,316
<hr/>			
Four-Date Series	Oakland	August 16-19, 1991	191,938
	Friday Night		50,019
	Saturday Night		52,080
	Sunday Night		44,295
	Monday Night		45,544
<hr/>			
Season, Home		2010	3,223,640
Season, Road		2007	2,501,160
Game, Road	New York	June 20, 1965	71,245
Smallest Paid Crowd	Kansas City	September 20, 1965	537

TWINS REGULAR SEASON HOME CROWDS OF 50,000 OR MORE

RANK	ATTENDANCE	DATE	OPPONENT	D-N	DAY	SCORE
1	54,088	10-6-09	Detroit	D	Tuesday	6-5
2	53,106	9-27-87	Kansas City	D	Sunday	8-1
3	53,067	4-8-88	Toronto	N	Friday	6-3
4	53,031	4-10-92	Texas	N	Friday	7-1
5	52,704	9-25-87	Kansas City	N	Friday	4-6
6	52,625	10-1-88	California	N	Saturday	10-5
7	52,394	4-4-88	New York-AL	N	Tuesday	2-4
8	52,293	7-9-88	Milwaukee	N	Saturday	4-5
9	52,284	7-22-88	Baltimore	N	Friday	6-1
10	52,279	4-6-82	Seattle	N	Tuesday	7-11
11	52,230	8-12-88	New York-AL	N	Friday	4-6
12	52,080	8-17-91	Oakland	N	Saturday	12-4
13	52,008	6-4-88	Oakland	N	Saturday	4-6
14	51,963	8-13-88	New York-AL	D	Saturday	12-2
15	51,863	5-16-84	Toronto	D	Wednesday	7-8
16	51,717	4-25-87	California	N	Saturday	8-7
17	51,687	7-27-88	Toronto	D	Wednesday	1-4
18	51,617	4-6-93	Chicago-AL	N	Tuesday	5-10
19	51,316	8-14-88	New York-AL	D	Sunday	6-9
20	51,285	7-8-88	Milwaukee	N	Friday	3-5
21	51,163	4-15-85	California	N	Monday	0-5
22	51,155	10-4-09	Kansas City	D	Sunday	13-4
23	51,122	9-5-87	Milwaukee	N	Saturday	7-1
24	51,085	6-30-91	Chicago-AL	D	Sunday	2-0
25	51,058	10-5-91	Toronto	N	Saturday	3-1
26	51,043	8-1-92	Milwaukee	N	Saturday	9-6
27	51,017	7-28-90	Oakland	N	Saturday	1-4 & 9-4
28	51,011	9-7-96	California	N	Saturday	6-3
29	50,818	4-11-92	Texas	N	Saturday	8-10
30	50,525	6-29-91	Chicago-AL	N	Saturday	4-8
31	50,465	8-22-92	Toronto	N	Saturday	2-4
32	50,237	8-8-87	Oakland	N	Saturday	9-2
33	50,020	7-10-88	Milwaukee	D	Sunday	2-3
34	50,019	8-16-91	Oakland	N	Friday	5-4

TARGET FIELD TOP ATTENDANCE FIGURES

EXHIBITION:	32,995 on Friday, April 2, 2010 vs. St. Louis
REGULAR SEASON:	41,378 on Saturday, July 2, 2011 vs. Milwaukee
TRAD. DOUBLEHEADER:	48,436 on Friday, September 28, 2018 vs. Chicago-AL
POSTSEASON:	42,035 on Thursday, October 7, 2010 (Game 2) vs. New York-AL
2-GAME SERIES:	77,887 from May 10-11, 2011 vs. Detroit
3-GAME SERIES:	123,385 from July 1-3, 2011 vs. Milwaukee
4-GAME SERIES:	164,950 from August 18-21, 2011 vs. New York-AL
ANY EVENT:	44,152 on July 18, 2015 for Kenny Chesney's "The Big Revival" tour and Jason Aldean's "The Burn It Down" tour

TWINS INDIVIDUAL SINGLE-GAME RECORDS

BATTING AND BASERUNNING

CATEGORY	RECORD	PLAYER	OPPONENT AND DATE
At-Bats.....	*7	Gladden	Texas, May 20, 1989
		Willingham	Chicago-AL, August 3, 2014
X-Inning.....	10	Braun (22 inn.)	Milwaukee, May 12, 1972
		Thompson (22 inn.)	Milwaukee, May 12, 1972
		Tovar (22 inn.)	Milwaukee, May 12, 1972
		Mack (22 inn.)	Cleveland, August 31, 1993
Runs.....	5	Carew	Chicago, June 26, 1977
		Teufel	Toronto, September 16, 1983
		Molitor	Detroit, April 24, 1996
		Rivas	Cleveland, June 4, 2002
Hits.....	6	Puckett	Milwaukee, August 30, 1987
X-Inning.....	6	Puckett	Texas, May 23, 1991
Extra-Base Hits.....	4	7 times, last Cruz	Chicago-AL, August 20, 2019
Total Bases.....	14	Puckett	Milwaukee, August 30, 1987
Singles.....	5	13 times, last Rosario	Kansas City (second game), July 1, 2017
Doubles.....	4	Puckett	Toronto, May 13, 1989
Triples.....	*3	Span	Detroit, June 29, 2010
		Landreaux	Texas, July 3, 1980
Home runs, Inning.....	*2	Cuddyer	Kansas City, August 23, 2009
Home runs, Game.....	3	Allison	Cleveland, May 17, 1963
		Killebrew	Boston, September 21, 1963
		Oliva	Kansas City, July 3, 1973
		Morneau	Chicago-AL (second game), July 6, 2007
		Kepler	Cleveland, August 1, 2016
		Dozier	Kansas City, September 5, 2016
		Rosario	Seattle, June 13, 2017
		Buxton	Toronto, August 27, 2017
		Rosario	Cleveland, June 3, 2018
		Kepler	Cleveland, June 6, 2019
		Cruz	Chicago-AL, July 25, 2019
		Cruz	Kansas City, August 3, 2019
RBI.....	8	G. Adams	Chicago, June 26, 1977
		Bush	Texas, May 20, 1989
Bases-on-Balls.....	5	Smalley	Baltimore, May 7, 1978
Strikeouts.....	5	Allison	Detroit, September 2, 1965
X-Inning.....	5	6 times, last Sanó (17 inn.)	Boston, June 18, 2019
GDP.....	3	Terrell	Seattle, April 11, 1977
		J. M. Morales	Milwaukee, May 17, 1980
Sacrifices.....	3	Blyleven	Baltimore, July 27, 1970
Sacrifice Flies.....	2	41 times, last Adrianza	Los Angeles (AL), July 4, 2017
X-Inning.....	2	8 times, last Dozier (10 inn.)	Milwaukee, May 19, 2012
Hit-by-Pitch.....	3	Koskie	Chicago, July 27, 2004
X-Inning.....	3	Kusick (11 inn.)	Milwaukee, August 27, 1975
Stolen Bases.....	4	Hisle	Kansas City, June 30, 1976

PITCHING

CATEGORY	RECORD	PLAYER	OPPONENT AND DATE
Innings Pitched.....	13	Merritt	New York, July 26, 1967
Hits.....	15	Pavano	Chicago-AL, August 19, 2010
		Radke	Anaheim, August 27, 2004
X-Inning.....	15	Zahn (10 inn.)	Toronto, August 26, 1978
Runs.....	11	Reed	New York-AL, April 21, 2003
Earned Runs.....	10	Albury	Kansas City, August 6, 1974
		Decker	Kansas City, May 12, 1976
		Zahn	Baltimore, July 21, 1980
		W. Banks	Chicago, August 4, 1992
		Mahomes	Detroit, April 24, 1993
		Reed	New York-AL, April 21, 2003
Home runs.....	5	Silva	Baltimore, August 22, 2006
		Blyleven	Texas, September 13, 1986
		J. Santana	Texas, August 19, 2007
Strikeouts.....	17	Merritt	Washington, July 21, 1966
Consecutive Strikeouts.....	7	Liriano	Atlanta, June 11, 2010
Walks.....	9	Roland	Chicago-AL, April 21, 1963
		Tiant	Detroit, May 5, 1970
		T. Hall	Oakland, September 23, 1970
		Hughes	New York, July 19, 1975
		Berenguer	Boston, June 2, 1987
Intentional Walks.....	3	9 times, last Cressend	New York-AL, May 17, 2002
Hit Batsmen.....	*4	Blyleven	Cleveland, April 22, 1988
Wild Pitches.....	4	Berrios	Chicago-AL, August 29, 2019
Balks.....	3	Niekro	New York, April 19, 1988
Pickoffs.....	2	11 times, last Gibson	Kansas City, September 7, 2016

* — denotes tie for major league record

TWINS TEAM SINGLE-GAME RECORDS

BATTING AND BASE-RUNNING

CATEGORY	RECORD	OPPONENT AND DATE
At-Bats	50	4 times last, Chicago-AL, August 3, 2014
X-Inning	78	(22 inn.) Cleveland, August 31, 1993
Runs	24	Detroit, April 24, 1996
Runs, Both Clubs	35	(24-11) Detroit, April 24, 1996
Hits	28	Seattle, June 13, 2017
X-Inning	24	(11 inn.) Seattle, September 29, 1989
Hits, Both Clubs	42	2 times last, Seattle, June 13, 2017
Extra-Base Hits	13	2 times last, Texas, July 5, 2019
Extra-Base Hits, Both Clubs	24	Cleveland, July 13, 1996
Total Bases	48	Baltimore, April 20-G2, 2019
Singles	21	Seattle, June 13, 2017
X-Inning	20	(11 inn.) Seattle, September 29, 1989
Doubles	9	Texas, July 5, 2019
Triples	4	2 times last, Texas, June 14, 2015
Home runs	8	3 times last, Los Angeles-AL, May 23, 2019
Home Runs, Both Clubs	11	2 times last, Los Angeles-AL, May 23, 2019
Runs Batted In	22	2 times last, Cleveland, June 4, 2002
Runs Batted In, Both Clubs	33	Detroit, April 24, 1996
Walks	14	3 times last, Kansas City, August 5, 2006
X-Inning	18	(18 inn.) Seattle, July 19, 1969
Walks, Both Clubs	21	Kansas City, September 10, 1976
X-Inning	22	2 times last, (10 inn.) Baltimore, May 15, 1978
Intentional Walks	4	6 times last, Detroit, May 23, 1992
X-Inning	5	(22 inn.) Milwaukee, May 12, 1972
Intentional Walks, Both Clubs	5	Boston, August 28, 1984
X-Inning	7	(22 inn.) Milwaukee, May 12, 1972
Strikeouts	19	Cleveland, August 17, 2017
X-Inning	22	(18 inn.) Tampa Bay, June 27, 2019
Strikeouts, Both Clubs	29	2 times last, Detroit, September 22, 2016
X-Inning	39	(18 inn.) Tampa Bay, June 27, 2019
Grounded into Double Plays	5	8 times last, Chicago-AL, July 23, 2012
X-Inning	5	(22 inn.) Milwaukee, May 12, 1972
Sacrifice Hits	5	Chicago-AL, June 23, 1979
X-Inning	5	3 times last, (17 inn.) Texas, September 17, 1977
Sacrifice Flies	4	4 times last, Toronto, August 26, 2016
X-Inning	3	2 times last, Cleveland, July 3, 1994
Hit-by-Pitch	4	2 times last, Kansas City, April 13, 1971
X-Inning	4	(17 inn.) Cleveland, May 7, 1995
Left on Base	17	2 times last, Milwaukee, September 4, 1990
X-Inning	23	2 times last, (22 inn.) Milwaukee, May 12, 1972
Stolen Bases	6	Seattle, September 9, 1992
Opponent Stolen Bases	7	2 times last, New York-AL, May 10, 1987
X-Inning	12	(12 inn.) Oakland, August 1, 1976
Stolen Bases, Both Clubs	8	Many last, Cincinnati, June 29, 2015
X-Inning	14	(12 inn.) Oakland, August 1, 1976
Largest Margin of Victory	21	(23-2) Cleveland, June 4, 2002
Largest Margin of Loss	18	(20-2) Kansas City, April 25, 1961
Runs in Shutout	17	Kansas City, September 2, 2017
Opponent Runs in Shutout	17	California, April 23, 1980
Runs in Inning	11	Many last, (5th inn.) Boston, May 20, 1994
Opponent Runs in Inning	12	Kansas City, June 17, 2003
Consecutive Scoring Innings	7	Many last, San Diego, September 12, 2017
Hits in Inning	10	2 times last, (5th inn.) Boston, May 20, 1994
Opponent Hits in Inning	10	4 times last, (4th inn.) Oakland, September 11, 2013
Consecutive Hits	8	3 times last, (1st inn.) San Francisco, June 21, 2011
Opponent Consecutive Hits	10	(2nd inn.) Toronto, September 4, 1992
Most Players 2+ Hits	9	3 times last, Houston, June 6, 1999
Most Baserunners	34	Kansas City, September 10, 1976
X-Inning	35	(18 inn.) Seattle, July 19, 1969
Batters in Inning	16	(5th inn.) Boston, May 20, 1994
X-Inning	16	(10 inn.) Oakland, June 21, 1969

LONGEST SCORELESS INNING STREAKS FOR TWINS STARTERS

PITCHER	STREAK	DATES
Johan Santana	33.0 IP	August 28-September 24, 2004
Scott Erickson	29.1 IP	April 21-May 7, 1991
Frank Viola	29.0 IP	April 26-May 10, 1988
Jim Kaat	27.1 IP	August 19-31, 1966
Jake Odorizzi	22.1 IP	April 29-May 15, 2019
Kyle Gibson	22.0 IP	June 2-18, 2014

TWINS TEAM SINGLE-GAME RECORDS

		PITCHING	
CATEGORY	RECORD	OPPONENT AND DATE	
Hits	27	Texas, July 25, 2011	
X-Inning	26 (17 inn.)	Cleveland, May 7, 1995	
Runs	23 (23-6)	Kansas City, April 6, 1974	
Earned Runs	20	Kansas City, April 6, 1974	
Home Runs	7	Texas, September 13, 1986	
Strikeouts	19	Texas, August 19, 2007	
X-Inning	18 (13 inn.)	Cleveland, June 2, 2005	
Walks	13 2 times	last, Boston, May 2, 1971	
Intentional Walks	4 2 times	last, Seattle, August 16, 1981	
Hit-Batsmen	4 2 times	Cleveland, August 17, 2017	
Wild Pitches	4 10 times	last, Chicago-AL, August 29, 2019	
X-Inning	4 (13 inn.)	Chicago-AL, July 25, 1964	
Balks	3 2 times	last, New York-AL, April 19, 1988	
Pickoffs	2 16 times	last, Kansas City, September 7, 2016	
Pitchers Used	10	Cleveland, September 26, 2017	
X-Inning	10 (18 inn.)	Tampa Bay, June 27, 2019	
Pitchers, Both Clubs	17	Cleveland, September 26, 2017	
X-Inning	19 (18 inn.)	Tampa Bay, June 27, 2019	
Pitchers In Inning	5 2 times	last, (8th inn.), Kansas City, September 9, 2017	

		FIELDING	
CATEGORY	RECORD	OPPONENT AND DATE	
Assists	22 2 times	Milwaukee, August 7, 1990	
X-Inning	42 (22 inn.)	Cleveland, August 31, 1993	
Opponent Assists	24	Boston, July 4, 1990	
X-Inning	34 (22 inn.)	Milwaukee, May 12, 1972	
Assists, Both Clubs	37	Detroit, June 11, 1980	
X-Inning	67 (22 inn.)	Cleveland, August 31, 1993	
Errors	7	Chicago-AL, May 7, 1965	
Opponent Errors	6 2 times	last, Cleveland, September 28, 1984	
X-Inning	6 (13 inn.)	Los Angeles, April 16, 1963	
Errors, Both Clubs	9	Cleveland, September 3, 1972	
X-Inning	9 (13 inn.)	Los Angeles, April 16, 1963	
Passed Balls	3	Detroit, August 13, 2017	
X-Inning	3 (11 inn.)	Baltimore, August 1, 1962	
Double Plays	6 2 times	last, Anaheim, August 3, 2004	
X-Inning	6 (10 inn.)	Toronto, August 29, 1977	
Opponent Double Plays	6	Texas, August 2, 2006	
X-Inning	5 2 times	last, (12 inn.) Toronto, August 25, 1984	
Double Plays, Both Clubs	10	Boston, July 18, 1990	
X-Inning	8 (12 inn.)	Toronto, August 25, 1984	
Triple Plays	2	Boston, July 17, 1990	

		MISCELLANEOUS	
CATEGORY	RECORD	OPPONENT AND DATE	
Players Used	23	Kansas City, October 4, 1987	
X-Inning	27 (12 inn.)	Kansas City, September 29, 1970	
Players, Both Clubs	42	Chicago-AL, September 21, 1983	
X-Inning	49 (12 inn.)	Kansas City, September 29, 1970	
Pinch-Hitters Used	8	Seattle, September 13, 1996	
X-Inning	7 (22 inn.)	Milwaukee, May 12, 1972	
Most Innings Played	22 2 times	last, Cleveland, August 31, 1993	
Longest Game	4:19	Detroit, July 23, 2017	
X-Inning	6:36 (17 inn.)	Cleveland, May 7, 1995	
Shortest Game	1:33	Toronto, September 28, 1982	
5-Inning	1:03	Boston, August 6, 1967	
Longest 1-0 Game	15 inn.	Kansas City, May 23, 1981	
Warmest Home Start	97 2 times	last, Detroit, July 8, 1974	
Warmest, Road	109	Texas, June 27, 1980	
Coldest Home Start	27	Seattle, April 7, 2018	
Coldest, Road	34	Boston, April 9, 1996	

EARNED RUNS RULE

The determination of earned-runs is as follows:

An earned-run is a run for which the pitcher is held accountable. In determining earned-runs, the inning should be reconstructed without the errors and passed balls, and the benefit of the doubt should always be given to the pitcher in determining which bases would have been reached with errorless play.

Until 1969, a reliever could not be charged with an earned-run if he entered the game after the side could have been retired but for an error, no matter how many runs he subsequently gave up in that inning. Now, runs scored by batters who reach base off the reliever are charged as earned on that pitcher's record. They are not, however, charged as earned against the team as a whole. Therefore, a discrepancy may occur between the total earned-runs charged against a team and the sum total of the earned-runs charged against the individual pitchers of that team.

TWINS INDIVIDUAL SEASON RECORDS

BATTING AND BASERUNNING

Average	388	Carew, 1977
Games	+164	Tovar, 1967
Plate Appearances	744	Puckett, 1985
At-Bats	691	Puckett, 1985
Runs	140	Knoblauch, 1996
Hits	239	Carew, 1977
RBI	140	Killebrew, 1969
Extra-Base Hits	84	Oliva, 1964
Total Bases	374	Oliva, 1964
Slugging Percentage	.639	Cruz, 2019
On-Base Percentage	.449	Carew, 1977
Pinch-Hit Average (20+ AB)	.444	Leius, 1991
Pinch Hits	19	Hale, 1996
Bunt Hits	30	Gomez, 2008
Infield Hits	50	Gomez, 2008
Singles	180	Carew, 1974
Doubles	47	Morneau, 2008
Triples	20	Guzmán, 2000
Home Runs, Right-Handed	49	Killebrew, 1964, '69
Home Runs, Left-Handed	36	Kepler, 2019
Home Runs, Rookie	33	Hall, 1963
Home Runs, Home	29	Killebrew, 1961
Home Runs, Road	28	Killebrew, 1962
Grand Slams	3	Allison, 1961 Carew, 1976 Hrbek, 1985 Puckett, 1992 Hunter, 2007

Consecutive Games w/ a Home Run, 5, Killebrew, 3x, in 1964, '70	Cordova, 1995 Dozier, 2016 Cruz, 2019
Walks	145, Killebrew, 1969
Hit-by-Pitch	19, Knoblauch, 1996
Strikeouts	178, Saño, 2016
Fewest Strikeouts	16 (min. 385 AB's), Harper, 1989
Ground Into Double Play	28, Killebrew, 1970 Plouffe, 2015
Fewest Ground Into Double Play 1 (min. 500 PA), Buxton, 2017	
Sacrifice Hits	25, Wilfong, 1979
Sacrifice Flies	13, Gaetti, 1982 Brunansky, 1985
Consecutive Games Played	319, Morneau, 2007-09
Consecutive Game Hit-Strike	31, Landreaux, 1980
Consecutive Hits	9, Oliva, 1967 Hatcher, 1985 Walker, 1998
On-Base Streak	11, Carew, 1967 Knoblauch, 1996 Walker, 1998
Multi-Hit Games	74, Puckett, 1989
4-Hit Games	8, Carew, 1977 Puckett, 1988
Consecutive Hitless At-Bats	53, Chance, 1967
Stolen Bases	62, Knoblauch, 1997
Caught Stealing	22, Carew, 1976
Stolen Base Percentage	96.7 (29-for-30), Buxton, 2017

PITCHING

ERA	2.45 (202.1 IP), Anderson, 1988
Win Percentage	.800 (12-3), J. Santana, 2003 and Liriano, 2006
Wins	25, Kaat, 1966
Relief Wins	17, Campbell, 1976
Losses	20, Ramos, 1961
Decisions	38, Kaat, 1966
Saves	47, Nathan, 2009
Games	+90, Marshall, 1979
Games Started	42, Kaat, 1965
Complete Games	25, Blyleven, 1973
Consecutive Complete Games	8, Pascual, 1964
Relief Appearances	*89, Marshall, 1979
Games Finished	*84, Marshall, 1979
Innings Pitched	325.0, Blyleven, 1973
Hits	296, Blyleven, 1973
Runs	141, Viola, 1983
Earned Runs	129, Hawkins, 1999
Home Runs	*50, Blyleven, 1986
Strikeouts	265, J. Santana, 2004
Walks	127, J. Hughes, 1975
Intentional Walks	16, Perranoski, 1969

Hit Batsmen	18, Kaat, 1962
Wild Pitches	15, Goltz, 1976 Smithson, 1986 Morris, 1991 J. Santana, 2002
Balks	5, R. Erickson, 1981 Straker, 1987 Berenguer, 1988 Banks, 1993
Pickoffs	14, Koozman, 1979
Shutouts	9, Blyleven, 1973
Shutouts Lost	5, Stigman, 1964 Decker, 1974 Viola, 1983
Consecutive Shutout Innings Pitched	36.0, Romero, 2004
1-0 Games Won	3, Blyleven, 1971
1-0 Games Lost	2, many players
Consecutive Wins	13, J. Santana, 2004
Consecutive Losses	16, Felton, 1980-82 Single-Season
	13, Felton, 1982

(# — denotes major league record; + — denotes league record; * — denotes tie for league record)

FIELDING BY POSITION

POSITION	PLAYER	YEAR	G	PO	A	E	FIELDING %
P	Jim Perry	1971	40	17	44	0	1.000
C	Joe Mauer	2007	91	598	35	1	.998
1B	Joe Mauer	2017	125	947	63	2	.998
2B	Rob Wilfong	1980	120	238	337	3	.995
3B	Gary Gaetti	1988	115	105	189	7	.977
SS	Leo Cardenas	1971	153	266	445	11	.985
OF*	Max Kepler	2019	130	277	4	0	1.000
OF*	Ben Revere	2012	121	274	8	0	1.000
All	TEAM	2009	163	4359	1565	76	.987

* - Tied for club record

TWINS 200-PLUS HITS IN A SEASON

PLAYER	YEAR	HITS	PLAYER	YEAR	HITS
Tony Oliva	1964	217	Kirby Puckett	1986	223
Tony Oliva	1970	204	Kirby Puckett	1987	207
César Tovar	1971	204	Kirby Puckett	1988	234
Rod Carew	1973	203	Kirby Puckett	1989	215
Rod Carew	1974	218	Kirby Puckett	1992	210
Rod Carew	1976	200	Paul Molitor	1996	225
Rod Carew	1977	239			

TWINS TEAM SEASON RECORDS

MISCELLANEOUS

Highest Win Percentage (102-60)	630	in 1965
Lowest Win Percentage (59-103)	364	in 2016
Best Home Percentage (57-24)	704	in 1969
Best Road Percentage (55-26)	679	in 2019
Most Consecutive Wins	15	in 1991
Most Consecutive Losses	14	in 1982
Most Doubleheaders	20	in 1961
Most Doubleheaders Won	7	in 1965
Most Games	+164	in 1967
Fewest Games	110	in 1981
Most Home Games	*84	in 1985
Most Road Games	83	in 1967
Most One-Run Games	68	in 1928

Most One-Run Games Won	35	in 1968
Most Extra-Innings	23	in 2005
Most Extra-Inning Games Won	15	in 2005
Most Night Games	117	in 1990, '91 and '99
Most Night Games Won	70	in 1991
Most Day Games	95	in 1961
Most Day Games Won	54	in 1962
Most Players Used	54	in 2018
Fewest Players Used	31	in 1976
Most Pitchers	36	in 2017
Fewest Pitchers	12	in 1967 and '72
Most Pinch-Hitters	265	in 1968 and '79
Fewest Pinch-Hitters	63	in 2012

BATTING AND BASERUNNING

Highest Batting Average	288	in 1996
Lowest Batting Average	237	in 1968
Highest Pinch-Hit Average	363	in 1994
Lowest Pinch-Hit Average	127	in 2015
Most At-Bats	5732	in 2019
Fewest At-Bats	5373	in 1968
Most Runs	939	in 2019
Fewest Runs	562	in 1968
Most Hits	1633	in 1996
Fewest Hits	1274	in 1968
Most Bunt Hits	65	in 2008
Most Extra-Base Hits	648	in 2019
Fewest Extra-Base Hits	338	in 1974
Most Total Bases	2832	in 2019
Fewest Total Bases	1878	in 1968
Highest Slugging Percentage	494	in 2019
Lowest Slugging Percentage	338	in 1981
Most Singles	1192	in 1974
Fewest Singles	654	in 1981
Most Doubles	348	in 2002
Fewest Doubles	182	in 1972
Most Triples	60	in 1977
Fewest Triples	15	in 2013
Most Home Runs	307	in 2019
Fewest Home Runs	81	in 1976
Most Grand Slams	8	in 1961
Fewest Grand Slams	0	in 1968

Most Consecutive Games with a Home Run	16	in 1979, 2x in 2017
Most Runs Batted In	906	in 2019
Fewest Runs Batted In	522	in 1968
Most Walks	649	in 1962
Fewest Walks	436	in 1980
Most Intentional Walks	79	in 1965
Fewest Intentional Walks	20	in 2013
Most Strikeouts	1430	in 2013
Fewest Strikeouts	684	in 1978
Most GDP	172	in 1996
Fewest GDP	89	in 2018
Most Sacrifice Hits	142	in 1979
Fewest Sacrifice Hits	10	in 2019
Most Sacrifice Flies	72	in 2008
Fewest Sacrifice Flies	25	in 2011
Most Hit-by-Pitch	81	in 2019
Fewest Hit-by-Pitch	21	in 1980
Most Left on Base	1262	in 1974
Fewest Left on Base	993	in 2015
Most Stolen Bases	151	in 1997
Fewest Stolen Bases	28	in 2019
Most Caught Stealing	75	in 1976
Fewest Caught Stealing	14	in 1963
Highest Stolen Base Percentage	78.9%	(112-for-142) in 2007
Lowest Stolen Base Percentage	52.2%	(47-for-90) in 1961
Consecutive Scoreless Innings	30.0	in 1964 and '78

PITCHING

Lowest ERA	2.89	in 1968
Highest ERA	5.76	in 1995
Most Wins	102	in 1965
Fewest Wins	59	in 2016
Most Losses	103	in 2016
Fewest Losses	60	in 1965
Most Saves	58	in 1970
Fewest Saves	22	in 1975
Most Innings Pitched	1497.2	in 1969
Fewest Innings Pitched	1416.2	in 1971
Most Runs Allowed	900	in 1996
Fewest Runs Allowed	546	in 1968
Most Earned Runs Allowed	844	in 1996
Fewest Earned Runs Allowed	461	in 1968
Most Hits Allowed	1634	in 2000
Fewest Hits Allowed	1224	in 1968
Most Home Runs Allowed	233	in 1996
Fewest Home Runs Allowed	89	in 1976
Most Strikeouts	1463	in 2019
Fewest Strikeouts	703	in 1978
Most Walks	643	in 1982
Fewest Walks	348	in 2005

Most Intentional Walks	76	in 1969
Fewest Intentional Walks	10	in 2019
Most Hit Batsmen	80	in 2018
Fewest Hit Batsmen	12	in 1982
Most Wild Pitches	83	in 2016
Fewest Wild Pitches	32	in 1980
Most Balks	38	in 1988
Fewest Balks	0	in 2018
Most Pickoffs	29	in 1979 and '85
Most Complete Games	58	in 1963 and '67
Fewest Complete Games	1	in 2006, '13 and '19
Consecutive Complete Games	7	in 1962
Most Consecutive Games without a CG	175	from 2006 to 2007
Most Relievers Used	682	in 2017
Fewest Relievers Used	163	in 1975
Most Shutouts Won	18	in 1967 and '73
Fewest Shutouts Won	3	in 1993
Most Shutouts Lost	14	in 1964, 72, 90 and 2006
Fewest Shutouts Lost	2	in 2017
Consecutive Shutout Innings Pitched	32.0	in 2004
Most 1-0 Games Won	5	in 1966
Most 1-0 Games Lost	5	in 1974

FIELDING

Most Errors	174	in 1961
Fewest Errors	74	in 2002
Most Consecutive Errorless Games	12	in 2002
Most Passed Balls	21	in 1987 and '93
Fewest Passed Balls	3	in 2015
Most Double Plays	203	in 1979
Fewest Double Plays	114	in 2003
Most Consecutive Games with a Double Play	17	in 1979

Highest Fielding Percentage	.987	in 2002, '09, '10, '13 and '17
Lowest Fielding Percentage	.971	in 1961
Most Chances	6509	in 1969
Fewest Chances	5830	in 2002
Most Putouts	4503	in 1969
Fewest Putouts	4248	in 1971
Most Assists	2007	in 1979
Fewest Assists	1405	in 2019

*lows exclude strike-shortened seasons of 1972, 1981, 1994 and 1995

TWINS ALL-TIME TOP TEN

BATTING

SINGLE SEASON

BATTING AVERAGE

388+	Rod Carew	1977
365+	Joe Mauer	2009
364+	Rod Carew	1974
359	Rod Carew	1975
356	Kirby Puckett	1988
350+	Rod Carew	1973
347+	Joe Mauer	2006
341	Chuck Knoblauch	1996
341	Paul Molitor	1996
339+	Kirby Puckett	1989

GAMES

164+	César Tovar	1967
163	Harmon Killebrew	1967
163+	Justin Morneau	2008
162**	Harmon Killebrew	1966
162	Harmon Killebrew	1969
162**	Roy Smalley	1979
162**+	Gary Gaetti	1984
161	Torii Hunter	1997-2007, '15
161	César Tovar	1970
161	Kirby Puckett	1985
161	Kirby Puckett	1986
161	Paul Molitor	1996

AT-BATS

691+	Kirby Puckett	1985
680	Kirby Puckett	1986
672*	Torii Hunter	1997-2007, '15
666*	Zoilo Versalles	1965
660	Paul Molitor	1996
659	Zoilo Versalles	1964
657	César Tovar	1971
657+	Kirby Puckett	1988
650	César Tovar	1970
649*	César Tovar	1967

RUNS

140	Chuck Knoblauch	1996
128+	Rod Carew	1977
126+	Zoilo Versalles	1965
120	César Tovar	1970
119	Kirby Puckett	1986
117	Chuck Knoblauch	1997
112	Brian Dozier	2014
109*	Torii Hunter	1997-2007, '15
109	Kirby Puckett	1988
107	Torii Hunter	1997-2007, '15
107	Chuck Knoblauch	1996

HITS

239+	Rod Carew	1977
234+	Kirby Puckett	1988
225*	Paul Molitor	1996
223	Kirby Puckett	1986
218+	Rod Carew	1974
217+	Torii Hunter	1997-2007, '15
215+	Kirby Puckett	1989
210+	Kirby Puckett	1992
207**	Kirby Puckett	1987
204*	Torii Hunter	1997-2007, '15
204*	César Tovar	1971

TOTAL BASES

374+	Torii Hunter	1997-2007, '15
365	Kirby Puckett	1986
358+	Kirby Puckett	1988
351	Rod Carew	1977
336	Brian Dozier	2016
333	Kirby Puckett	1987
331	Justin Morneau	2006
328	Harmon Killebrew	1961
324	Harmon Killebrew	1969
323	Torii Hunter	1997-2007, '15

CAREER

BATTING AVERAGE

334	Rod Carew	1967-78
318	Kirby Puckett	1984-95
309	Shane Mack	1990-94
306	Joe Mauer	2004-18
306	Brian Harper	1988-93
304	Torii Hunter	1997-2007, '15
304	Chuck Knoblauch	1991-97
286	Larry Hisle	1973-77
284	Denard Span	2008-12
284	Steve Braun	1971-76
284	Mickey Hatcher	1981-86

GAMES

1939	Harmon Killebrew	1961-74
1858	Joe Mauer	2004-18
1783	Kirby Puckett	1984-95
1747	Kent Hrbek	1981-94
1676	Torii Hunter	1997-2007, '15
1635	Rod Carew	1967-78
1373	Torii Hunter	1997-2007, '15
1361	Gary Gaetti	1981-90
1278	Justin Morneau	2003-13
1236	Bob Allison	1961-70

AT-BATS

7244	Kirby Puckett	1984-95
6930	Joe Mauer	2004-18
6593	Harmon Killebrew	1961-74
6301	Torii Hunter	1997-2007, '15
6235	Rod Carew	1967-78
6192	Kent Hrbek	1981-94
5013	Torii Hunter	1997-2007, '15
4989	Gary Gaetti	1981-90
4749	Justin Morneau	2003-13
4148	Zoilo Versalles	1961-67

RUNS

1071	Kirby Puckett	1984-95
1047	Harmon Killebrew	1961-74
1018	Joe Mauer	2004-18
950	Rod Carew	1967-78
903	Kent Hrbek	1981-94
870	Torii Hunter	1997-2007, '15
739	Torii Hunter	1997-2007, '15
713	Chuck Knoblauch	1991-97
669	Justin Morneau	2003-13
648	Bob Allison	1961-70

HITS

2304	Kirby Puckett	1984-95
2123	Joe Mauer	2004-18
2085	Rod Carew	1967-78
1917	Torii Hunter	1997-2007, '15
1749	Kent Hrbek	1981-94
1713	Harmon Killebrew	1961-74
1343	Torii Hunter	1997-2007, '15
1318	Justin Morneau	2003-13
1276	Gary Gaetti	1981-90
1197	Chuck Knoblauch	1991-97

TOTAL BASES

3453	Kirby Puckett	1984-95
3412	Harmon Killebrew	1961-74
3040	Joe Mauer	2004-18
3002	Torii Hunter	1997-2007, '15
2976	Kent Hrbek	1981-94
2792	Rod Carew	1967-78
2318	Torii Hunter	1997-2007, '15
2302	Justin Morneau	2003-13
2181	Gary Gaetti	1981-90
1881	Bob Allison	1961-70

TWINS ALL-TIME TOP TEN

BATTING

SINGLE SEASON

DOUBLES		
47	Justin Morneau	2008
46	Marty Cordova	1996
46	Delmon Young	2010
45**+	Zoilo Versalles	1965
45	Kirby Puckett	1989
45+	Chuck Knoblauch	1994
45	Torii Hunter	2007
44	Matt Lawton	2000
43*	Tony Oliva	1964
43	Joe Mauer	2010

TRIPLES

20+	Cristian Guzmán	2000
16*	Rod Carew	1977
15+	Eddie Rosario	2015
14*	Chuck Knoblauch	1996
14+	Cristian Guzmán	2001
14+	Cristian Guzmán	2003
13*	Zoilo Versalles	1963
13*	César Tovar	1970
13	Kirby Puckett	1985
12**	Zoilo Versalles	1965
12	Rod Carew	1976
12	Lyman Bostock	1977

HOME RUNS

49+	Harmon Killebrew	1964
49+	Harmon Killebrew	1969
48*	Harmon Killebrew	1962
46	Harmon Killebrew	1961
45+	Harmon Killebrew	1963
44**+	Harmon Killebrew	1967
42	Brian Dozier	2016
41	Nelson Cruz	2019
41	Harmon Killebrew	1970
39	Harmon Killebrew	1966

RUNS BATTED IN

140+	Harmon Killebrew	1969
130	Justin Morneau	2006
129	Justin Morneau	2008
126*	Harmon Killebrew	1962
122	Harmon Killebrew	1961
121	Kirby Puckett	1988
119*	Harmon Killebrew	1971
119*	Larry Hisle	1977
113	Harmon Killebrew	1967
113	Harmon Killebrew	1970
113	Paul Molitor	1996

WALKS

145*	Harmon Killebrew	1969
131+	Harmon Killebrew	1967
128	Harmon Killebrew	1970
114+	Harmon Killebrew	1971
107	Harmon Killebrew	1961
106	Harmon Killebrew	1962
103	Bob Allison	1961
103+	Harmon Killebrew	1966
98	Chuck Knoblauch	1996
95	Chili Davis	1991

STRIKEOUTS

178	Miguel Sanó	2016
173	Miguel Sanó	2017
159	Miguel Sanó	2019
150	Byron Buxton	2017
148	Brian Dozier	2015
145+	Bobby Darwin	1972
142+	Harmon Killebrew	1962
142	Carlos Gómez	2008
141	Josh Willingham	2012
141	Brian Dozier	2017

CAREER

DOUBLES

428	Joe Mauer	2004-18
414	Kirby Puckett	1984-95
329	Tony Oliva	1962-76
312	Kent Hrbek	1981-94
305	Rod Carew	1967-78
289	Justin Morneau	2003-13
281	Torii Hunter	1997-2007, '15
252	Gary Gaetti	1981-90
239	Michael Cuddyer	2001-11
232	Harmon Killebrew	1961-74

TRIPLES

90	Rod Carew	1967-78
61	Cristian Guzmán	1999-04
57	Kirby Puckett	1984-95
56	Zoilo Versalles	1961-67
51	Chuck Knoblauch	1991-97
48	Tony Oliva	1962-76
45	César Tovar	1965-72
41	Bob Allison	1961-70
36	Denard Span	2008-12
35	Greg Gagne	1983-92
35	Michael Cuddyer	2001-11

HOME RUNS

475	Harmon Killebrew	1961-74
293	Kent Hrbek	1981-94
221	Justin Morneau	2003-13
220	Tony Oliva	1962-76
214	Torii Hunter	1997-2007, '15
211	Bob Allison	1961-70
207	Kirby Puckett	1984-95
201	Gary Gaetti	1981-90
167	Brian Dozier	2012-18
163	Tom Brunansky	1982-88

RUNS BATTED IN

1325	Harmon Killebrew	1961-74
1086	Kent Hrbek	1981-94
1085	Kirby Puckett	1984-95
947	Tony Oliva	1962-76
923	Joe Mauer	2004-18
860	Justin Morneau	2003-13
792	Torii Hunter	1997-2007, '15
758	Gary Gaetti	1981-90
733	Rod Carew	1967-78
642	Bob Allison	1961-70

WALKS

1321	Harmon Killebrew	1961-74
939	Joe Mauer	2004-18
838	Kent Hrbek	1981-94
641	Bob Allison	1961-70
613	Rod Carew	1967-78
549	Roy Smalley	1976-82, '85-87
513	Chuck Knoblauch	1991-97
501	Justin Morneau	2003-13
450	Kirby Puckett	1984-95
448	Tony Oliva	1962-76

STRIKEOUTS

1314	Harmon Killebrew	1961-74
1034	Joe Mauer	2004-18
975	Torii Hunter	1997-2007, '15
965	Kirby Puckett	1984-95
877	Gary Gaetti	1981-90
842	Bob Allison	1961-70
839	Justin Morneau	2003-13
830	Brian Dozier	2012-18
805	Michael Cuddyer	2001-11
798	Kent Hrbek	1981-94

TWINS ALL-TIME TOP TEN

BATTING

SINGLE SEASON

STOLEN BASES

62	Chuck Knoblauch.....	1997
49	Rod Carew.....	1976
46	Chuck Knoblauch.....	1995
45	César Tovar.....	1969
45	Chuck Knoblauch.....	1996
41	Rod Carew.....	1973
40	Ben Revere.....	2012
38	Rod Carew.....	1974
37	Otis Nixon.....	1998
35	3x, last: Chuck Knoblauch.....	1994

CAREER

STOLEN BASES

276	Chuck Knoblauch.....	1991-97
271	Rod Carew.....	1967-78
186	César Tovar.....	1965-72
134	Kirby Puckett.....	1984-95
128	Torii Hunter.....	1997-2007, '15
116	Dan Gladden.....	1987-91
102	Cristian Guzmán.....	1999-2004
98	Brian Dozier.....	2012-18
96	Matt Lawton.....	1995-2001
92	Larry Hisle.....	1973-77

PITCHING

SINGLE SEASON

WINS

25*	Jim Kaat.....	1966
24*	Jim Perry.....	1970
24+	Frank Viola.....	1988
21	Camilo Pascual.....	1963
21*	Mudcat Grant.....	1965
20*	10x, last: Johan Santana.....	2004
	(Goltz tied for league-lead in 77)	
	(S. Erickson tied for league-lead in 91)	

LOSSES

20+	Pedro Ramos.....	1961
19+	Scott Erickson.....	1993
18	Geoff Zahn.....	1980
18	Allan Anderson.....	1990
17	Jim Kaat.....	1961
17	Jim Perry.....	1971
17	Bert Blyleven.....	1972
17	Bert Blyleven.....	1973
17	Bert Blyleven.....	1974
17	Bert Blyleven.....	1988
17	Rich Robertson.....	1996

EARNED RUN AVERAGE

2.45*	Allan Anderson.....	1988
2.46	Camilo Pascual.....	1963
2.49	Dave Goltz.....	1968
2.52	Bert Blyleven.....	1973
2.53	Jim Merritt.....	1967
2.53	Dean Chance.....	1968
2.54	Jim Perry.....	1966
2.61*	Johan Santana.....	2004
2.62	Lee Stange.....	1963
2.62	Ray Corbin.....	1972

GAMES

90*	Mike Marshall.....	1979
83**	Eddie Guardado.....	1996
81	J.C. Romero.....	2002
79	Eddie Guardado.....	1998
79*	Matt Guerrier.....	2009
78*	Bill Campbell.....	1976
77	Mike Trombley.....	1998
77	Juan Rincón.....	2004
76	Bob Wells.....	1999 and 2000
76	Matt Guerrier.....	2008

GAMES STARTED

42+	Jim Kaat.....	1965
41+	Jim Kaat.....	1966
40*	Jim Perry.....	1970
40	Bert Blyleven.....	1973
39	Mudcat Grant.....	1965
39**	Dean Chance.....	1967
39	Dean Chance.....	1968
39	Jim Perry.....	1971
39	Dave Goltz.....	1977
38	5x, last Bert Blyleven.....	1972

CAREER

WINS

189	Jim Kaat.....	1961-73
149	Bert Blyleven.....	1970-76, '85-88
148	Brad Radke.....	1995-2006
128	Jim Perry.....	1963-72
112	Frank Viola.....	1982-89
96	Dave Goltz.....	1972-79
93	Johan Santana.....	2000-07
88	Camilo Pascual.....	1961-66
75	Kevin Tapani.....	1989-95
67	Dave Boswell.....	1964-70
67	Kyle Gibson.....	2013-19

LOSSES

152	Jim Kaat.....	1961-73
139	Brad Radke.....	1995-2006
138	Bert Blyleven.....	1970-76, '85-88
93	Frank Viola.....	1982-89
90	Jim Perry.....	1963-72
79	Dave Goltz.....	1972-79
65	Joe Mays.....	1999-2005
63	Kevin Tapani.....	1989-95
60	Scott Erickson.....	1990-95
57	3x, last: Kyle Lohse.....	2001-06

EARNED RUN AVERAGE

2.67	Dean Chance.....	1967-69
3.03	Jim Merritt.....	1965-68
3.15	Jim Perry.....	1963-72
3.22	Johan Santana.....	2000-07
3.28	Jim Kaat.....	1961-73
3.28	Bert Blyleven.....	1970-76, '85-88
3.31	Camilo Pascual.....	1961-66
3.35	Dick Woodson.....	1969-70, '72-74
3.35	Mudcat Grant.....	1964-67
3.40	Matt Guerrier.....	2004-10, '14

GAMES

648	Eddie Guardado.....	1993-2003, '08
490	Rick Aguilera.....	1989-99
468	Jim Kaat.....	1961-73
460	Joe Nathan.....	2004-11
420	Matt Guerrier.....	2004-10, '14
409	Glen Perkins.....	2005-17
386	Juan Rincón.....	2001-08
378	Brad Radke.....	1995-2006
376	Jim Perry.....	1963-72
376	Jesse Crain.....	2004-10

GAMES STARTED

422	Jim Kaat.....	1961-73
377	Brad Radke.....	1995-2006
345	Bert Blyleven.....	1970-76, '85-88
259	Frank Viola.....	1982-89
249	Jim Perry.....	1963-72
215	Dave Goltz.....	1972-79
188	Kyle Gibson.....	2013-19
180	Kevin Tapani.....	1989-95
179	Camilo Pascual.....	1961-66
165	Eric Milton.....	1998-2003

TWINS ALL-TIME TOP TEN

PITCHING

SINGLE SEASON

COMPLETE GAMES

25	Bert Blyleven	1973
20	Bert Blyleven	1975
19*	Jim Kaat	1966
19	Bert Blyleven	1974
19	Dave Goltz	1977
18*	Camilo Pascual	1962
18*	Camilo Pascual	1963
18*	Dean Chance	1967
17	Bert Blyleven	1971
16	2x, last Bert Blyleven	1986

SHUTOUTS

9+	Bert Blyleven	1973
8**+	Camilo Pascual	1961
6*	Mudcat Grant	1965
6	Dean Chance	1968
5**+	Jim Kaat	1962
5**+	Camilo Pascual	1962
5	Dean Chance	1967
5	Bert Blyleven	1971
5	Geoff Zahn	1980
4	5x, last Frank Viola	1984

SAVES

47	Joe Nathan	2009
45*	Eddie Guardado	2002
44	Joe Nathan	2004
43	Joe Nathan	2005
42	Jeff Reardon	1988
42	Rick Aguilera	1991
41	Rick Aguilera	1992
41	Eddie Guardado	2003
39	Joe Nathan	2008
38	Rick Aguilera	1998

INNINGS PITCHED

325.0	Bert Blyleven	1973
304.2*	Jim Kaat	1966
303.0	Dave Goltz	1977
292.0	Dean Chance	1968
287.1	Bert Blyleven	1972
283.2*	Dean Chance	1967
281.0	Bert Blyleven	1974
278.2	Jim Perry	1970
278.1	Bert Blyleven	1971
275.2	Bert Blyleven	1975

WALKS

127	Jim Hughes	1975
116*	Rich Robertson	1996
107	Dave Boswell	1967
102	Jim Perry	1971
101	Dick Woodson	1972
101	Bert Blyleven	1987
100	Camilo Pascual	1961
99	Dave Boswell	1969
98	Camilo Pascual	1964
97	2x, last Vic Albury	1975

STRIKEOUTS

265*	Johan Santana	2004
258	Bert Blyleven	1973
249	Bert Blyleven	1974
245+	Johan Santana	2006
238+	Johan Santana	2005
235	Johan Santana	2007
234	Dean Chance	1968
233	Bert Blyleven	1975
228	Bert Blyleven	1972
224	Bert Blyleven	1971

CAREER

COMPLETE GAMES

141	Bert Blyleven	1970-76, '85-88
133	Jim Kaat	1961-73
80	Dave Goltz	1972-79
72	Camilo Pascual	1961-66
61	Jim Perry	1963-72
54	Frank Viola	1982-89
37	Dave Boswell	1964-70
37	Brad Radke	1995-2006
36	Mudcat Grant	1964-67
36	Geoff Zahn	1977-80

SHUTOUTS

29	Bert Blyleven	1970-76, '85-88
23	Jim Kaat	1961-73
18	Camilo Pascual	1961-66
17	Jim Perry	1963-72
11	Dean Chance	1967-69
11	Dave Goltz	1972-79
10	Mudcat Grant	1964-67
10	Frank Viola	1982-89
10	Brad Radke	1995-2006
7	Geoff Zahn	1977-80
7	Scott Erickson	1990-95

SAVES

260	Joe Nathan	2004-11
254	Rick Aguilera	1989-98
120	Glen Perkins	2006-17
116	Eddie Guardado	1993-2003, '08
108	Ron Davis	1982-86
104	Jeff Reardon	1987-89
88	Al Worthington	1964-69
76	Ron Perranoski	1968-71
54	Mike Marshall	1978-80
51	Bill Campbell	1973-76

INNINGS PITCHED

2959.1	Jim Kaat	1961-73
2566.2	Bert Blyleven	1970-76, '85-88
2451.0	Brad Radke	1995-2006
1883.1	Jim Perry	1963-72
1772.2	Frank Viola	1982-89
1638.0	Dave Goltz	1972-79
1308.2	Johan Santana	2000-07
1284.2	Camilo Pascual	1961-66
1171.1	Kevin Tapani	1989-95
1087.0	Kyle Gibson	2013-19

WALKS

694	Jim Kaat	1961-73
674	Bert Blyleven	1970-76, '85-88
541	Jim Perry	1963-72
521	Frank Viola	1982-89
493	Dave Goltz	1972-79
460	Dave Boswell	1964-70
445	Brad Radke	1995-2006
431	Camilo Pascual	1961-66
392	Kyle Gibson	2013-19
367	Scott Erickson	1990-95

STRIKEOUTS

2035	Bert Blyleven	1970-76, '85-88
1824	Jim Kaat	1961-73
1467	Brad Radke	1995-06
1381	Johan Santana	2000-07
1214	Frank Viola	1982-89
1025	Jim Perry	1963-72
994	Camilo Pascual	1961-66
887	Dave Goltz	1972-79
865	Dave Boswell	1964-70
845	Kyle Gibson	2013-19

TWINS ALL-TIME TOP TEN

PITCHING

SINGLE SEASON

HOME RUNS ALLOWED

50+	Bert Blyleven	1986
46	Bert Blyleven	1987
40**+	Brad Radke	1996
39+	Pedro Ramos	1961
39+	Jim Perry	1971
38+	Carlos Silva	2006
37	Frank Viola	1986
35+	Mike Smithson	1984
35	Eric Milton	2000
35	Eric Milton	2001

WIN PERCENTAGE

.800+	Johan Santana (12-3)	2003
.800+	Francisco Liriano (12-3)	2006
.774+	Frank Viola (24-7)	1988
.773*	Bill Campbell (17-5)	1976
.769	Jim Perry (20-6)	1969
.769	Johan Santana (20-6)	2004
.769	Kevin Slowey (10-3)	2009
.760	Johan Santana (19-6)	2006
.750*	Mudcat Grant (21-7)	1965
.750	Glen Perkins (12-4)	2008

CAREER

HOME RUNS ALLOWED

326	Brad Radke	1995-06
270	Jim Kaat	1961-73
243	Bert Blyleven	1970-76, '85-88
213	Frank Viola	1982-89
166	Jim Perry	1963-72
149	Eric Milton	1998-2003
144	Johan Santana	2000-07
128	Kyle Lohse	2001-06
127	Joe Mays	1999-2005
127	Kyle Gibson	2013-19

WIN PERCENTAGE

.717	Juan Berenguer (33-13)	1987-90
.679	Johan Santana (93-44)	2000-07
.611	Jesse Crain (33-21)	2004-10
.607	Camilo Pascual (88-57)	1961-66
.604	Bill Campbell (32-21)	1973-76
.588	Mudcat Grant (50-35)	1964-67
.587	Jim Perry (128-90)	1963-72
.583	Glen Perkins (35-25)	2006-17
.574	Kevin Slowey (39-29)	2007-11
.568	Scott Baker (63-48)	2005-12

+ led major leagues ; * led league; ** tied for league lead

BOLD indicates player still active with Twins

NOTE: Career batting based on 2000 at-bats; season batting and pitching records based on qualifying players; career pitching records based on 500.0 innings pitched; career win percentage determined by at least 30 wins

TWINS ALL-TIME .300 HITTERS BY YEAR

(minimum 502 plate appearances)

YEAR	PLAYER	AVERAGE	YEAR	PLAYER	AVERAGE	YEAR	PLAYER	AVERAGE
1961	Earl Batten	.302	1981	—	—	2000	Matt Lawton	.305
1962	—	—	1982	Kent Hrbek	.301		Corey Koskie	.300
1963	Rich Rollins	.307	1983	—	—	2001	Doug Mientkiewicz	.306
1964	Tony Oliva	*.323	1984	Kent Hrbek	.311		Cristian Guzmán	.302
1965	Tony Oliva	*.321		Mickey Hatcher	.302	2002	Jacque Jones	.300
1966	Tony Oliva	.307	1985	—	—	2003	A.J. Pierzynski	.312
1967	—	—	1986	Kirby Puckett	.328		Jacque Jones	.304
1968	—	—	1987	Kirby Puckett	.332		Doug Mientkiewicz	.300
1969	Rod Carew	*.332	1988	Kirby Puckett	.356	2004	—	—
	Tony Oliva	.309		Kent Hrbek	.312	2005	—	—
1970	Tony Oliva	.325		Gary Gaetti	.301	2006	Joe Mauer	+.347
	César Tovar	.300	1989	Kirby Puckett	*.339		Justin Morneau	.321
1971	Tony Oliva	*.337	1990	—	—	2007	—	—
	César Tovar	.311	1991	Kirby Puckett	.319	2008	Joe Mauer	*.328
	Rod Carew	.307	1992	Kirby Puckett	.329		Justin Morneau	.300
1972	Rod Carew	*.318		Shane Mack	.315	2009	Joe Mauer	+.365
1973	Rod Carew	*.350		Brian Harper	.307		Denard Span	.311
1974	Rod Carew	*.364	1993	Brian Harper	.304		Jason Kubel	.300
1975	Rod Carew	*.359	1994	Kirby Puckett	.317	2010	Joe Mauer	.327
	Steve Braun	.302		Chuck Knoblauch	.312	2011	—	—
1976	Rod Carew	.331	1995	Chuck Knoblauch	.333	2012	Joe Mauer	.319
	Lyman Bostock	.323		Kirby Puckett	.314	2013	Joe Mauer	.324
1977	Rod Carew	*.388	1996	Chuck Knoblauch	.341	2014	—	—
	Lyman Bostock	.336		Paul Molitor	.341	2015	—	—
	Larry Hisle	.302		Marty Cordova	.309	2016	—	—
1978	Rod Carew	*.333	1997	Paul Molitor	.305	2017	Joe Mauer	.305
1979	Ken Landreux	.305	1998	Todd Walker	.316	2018	—	—
1980	John Castino	.302	1999	—	—	2019	Nelson Cruz	.311

(* — league leadership; + — major league leadership)

TWINS ROOKIE ALL-TIME TOP TEN

BATTING

BATTING AVERAGE

323*	Tony Oliva	1964
319	Danny Santana	2014
301	Kent Hrbek	1982
298	Rich Rollins	1962
296	Kirby Puckett	1984
294	Denard Span	2008
292	Rod Carew	1967
285	John Castino	1979
282	Lyman Bostock	1975
281	Chuck Knoblauch	1991

AT-BATS

672	Tony Oliva	1964
624	Rich Rollins	1962
573	Bernie Allen	1962
568	Tim Teufel	1984
565	Chuck Knoblauch	1991
563	Luis Rivas	2001
557	Kirby Puckett	1984
534	Butch Wynegar	1976
532	Kent Hrbek	1982
514	Rod Carew	1967

HITS

217*	Tony Oliva	1964
186	Rich Rollins	1962
165	Kirby Puckett	1984
160	Kent Hrbek	1982
159	Chuck Knoblauch	1991
154	Bernie Allen	1962
150	Rod Carew	1967
150	Luis Rivas	2001
149	Tim Teufel	1984
143	Zoilo Versalles	1961

HOME RUNS

33	Jimmie Hall	1963
32	Tony Oliva	1964
25	Gary Gaetti	1982
24	Marty Cordova	1995
23	Kent Hrbek	1982
22	Bobby Darwin	1972
20	Tom Brunansky	1982
18	Miguel Sanó	2015
17	Max Kepler	2016
16	Rich Rollins	1962

WALKS

79	Butch Wynegar	1976
76	Tim Teufel	1984
75	Rich Rollins	1962
71	Tom Brunansky	1982
63	Jimmie Hall	1963
62	Bernie Allen	1962
59	Chuck Knoblauch	1991
54	Kent Hrbek	1982
54	Bobby Mitchell	1982
53	Miguel Sanó	2015

GAMES

161	Tony Oliva	1964
159	Bernie Allen	1962
159	Rich Rollins	1962
157	Tim Teufel	1984
156	Jimmie Hall	1963
156	Steve Lombardozzi	1986
153	Bobby Randall	1976
153	Luis Rivas	2001
151	Chuck Knoblauch	1991
149	Butch Wynegar	1976

RUNS

109*	Tony Oliva	1964
96	Rich Rollins	1962
88	Jimmie Hall	1963
82	Kent Hrbek	1982
81	Marty Cordova	1995
79	Bernie Allen	1962
78	Chuck Knoblauch	1991
77	Tom Brunansky	1982
76	Tim Teufel	1984
72	Dan Ford	1975

DOUBLES

43*	Tony Oliva	1964
30	Tom Brunansky	1982
30	Tim Teufel	1984
27	Bernie Allen	1962
27	Marty Cordova	1995
25	Zoilo Versalles	1961
25	Gary Gaetti	1982
24	Chuck Knoblauch	1991
24	Jacque Jones	1999
23	2x, last: Dustan Mohr	2002

RUNS BATTED IN

96	Rich Rollins	1962
94	Tony Oliva	1964
92	Kent Hrbek	1982
84	Gary Gaetti	1982
84	Marty Cordova	1995
80	Jimmie Hall	1963
80	Bobby Darwin	1972
69	Butch Wynegar	1976
64	Bernie Allen	1962
63	Max Kepler	2016

STOLEN BASES

34	Ben Revere	2011
31	Luis Rivas	2001
25	Willie Norwood	1978
25	Chuck Knoblauch	1991
21	Darin Mastroianni	2012
20	Marty Cordova	1995
20	Danny Santana	2014
18	Denard Span	2008
16	César Tovar	1966
16	Zoilo Versalles	1961

NOTE: Batting average based on at least 400 plate appearances

* - Led all American League hitters

DO YOU Know?

...that in 1964 outfielder Tony Oliva earned American League Rookie of the Year honors with a .323 batting average. At the time, it was the highest league-leading average by a rookie in AL history. Since then, just four players have posted higher averages for an American League rookie: Fred Lynn (.331) in 1975, Kevin Seitzer (.323) in 1987, Ichiro Suzuki (.350) in 2001 and Mike Trout (.326) in 2012.

TWINS ROOKIE ALL-TIME TOP TEN

PITCHING

WINS

16	Jim Hughes	1975
14	Roger Erickson	1978
12	Kevin Tapani	1990
12	Mark Redman	2000
12	Jesse Crain	2005
12	Francisco Liriano	2006
12	Glen Perkins	2008
12	Scott Diamond	2012
11	Paul Thormodsgard	1977
11	Brad Radke	1995
11	Nick Blackburn	2008

LOSSES

15	Paul Thormodsgard	1977
14	Jim Hughes	1975
14	Brad Radke	1995
14	Eric Milton	1998
13	Roger Erickson	1978
13	Terry Felton	1982
12	Rick Lysander	1983
11	Ray Corbin	1971
11	Joe Mays	1999
11	Nick Blackburn	2008

EARNED RUN AVERAGE*

1.98	Doug Corbett	1980
2.16	Garry Roggenburk	1963
2.16	Francisco Liriano	2006
2.34	José Mijares	2009
2.67	Dave Goltz	1972
2.71	Jesse Crain	2005
2.87	Scott Erickson	1990
2.92	Pete Cimino	1966
3.10	Tyler Duffey	2015
3.14	Bill Campbell	1973

GAMES

75	Jesse Crain	2005
73	Doug Corbett	1980
71	José Mijares	2009
61	Rick Lysander	1983
61	Ryne Harper	2019
60	Len Whitehouse	1983
60	Gary Wayne	1989
57	Taylor Rogers	2016
52	Ray Corbin	1971
49	4x, last: Ryan Pressly & Caleb Thielbar	2013

COMPLETE GAMES

14	Roger Erickson	1978
12	Jim Hughes	1975
8	Paul Thormodsgard	1977
6	Gary Serum	1978
5	Tom Hall	1969
5	Bert Blyleven	1970
4	Vic Albury	1974
3	Joe Bonikowski	1962
3	Al Williams	1980
3	Frank Viola	1982

GAMES STARTED

37	Paul Thormodsgard	1977
37	Roger Erickson	1978
34	Jim Hughes	1975
33	Nick Blackburn	2008
32	Eric Milton	1998
28	Kevin Tapani	1990
28	Brad Radke	1995
27	Scott Diamond	2012
26	Glen Perkins	2008
26	Les Straker	1987

SAVES

23	Doug Corbett	1980
7	Bill Campbell	1973
4	Garry Roggenburk	1963
4	Pete Cimino	1966
4	Dan Naulty	1996
3	Lee Stange	1962
3	Ray Corbin	1971
3	Jim Strickland	1972
3	Tom Johnson	1975
3	Terry Felton	1982
3	Rick Lysander	1983

INNINGS PITCHED

265.2	Roger Erickson	1978
249.2	Jim Hughes	1975
218.0	Paul Thormodsgard	1977
193.1	Nick Blackburn	2008
184.1	Gary Serum	1978
181.0	Brad Radke	1995
173.0	Scott Diamond	2012
172.1	Eric Milton	1998
171.0	Joe Mays	1999
164.0	2x, last: Vic Albury	1974

WALKS

127	Jim Hughes	1975
80	Vic Albury	1974
79	Roger Erickson	1978
76	Terry Felton	1982
70	Ray Corbin	1971
70	Eric Milton	1998
67	Joe Mays	1999
65	Paul Thormodsgard	1977
63	Pete Redfern	1976
59	Les Straker	1987

STRIKEOUTS

144	Francisco Liriano	2006
135	Bert Blyleven	1970
130	Jim Hughes	1975
121	Roger Erickson	1978
117	Mark Redman	2000
115	Joe Mays	1999
110	Trevor May	2015
107	Eric Milton	1998
101	Kevin Tapani	1990
96	Gerry Arrigo	1964
96	Nick Blackburn	2008

* - Earned run average based on at least 50.0 innings pitched

DID YOU Know?

...that the Twins' best homestand ever took place during the 1991 season. The team went 10-0 from June 3-13 against Baltimore (3-0), Cleveland (4-0) and New York (3-0). The franchise's best road trip resulted in seven wins in eight tries, accomplished twice. The first was a New York, Milwaukee and Boston trip, April 28 to May 7, 1972, and the second came 30 years later on a Cleveland, Detroit and Chicago trip from July 17-July 24, 2002. The Twins have had two ten-win road trips, going 10-7 between July 23 and August 8, 1963 and 10-6 from August 14-27, 1967.

TWINS MONTHLY RECORDS

	MARCH	APRIL	MAY	JUNE	JULY	AUGUST	SEPTEMBER	OCTOBER
1961	—	9-6	10-18	10-21	16-11	12-18	13-15	0-1
1962	—	9-9	18-12	15-15	15-11	19-13	15-11	—
1963	—	9-10	14-12	20-10	14-17	18-10	16-11	—
1964	—	7-6	17-13	15-16	11-18	16-13	12-14	1-3
1965	—	8-3	19-12	16-13	22-9	19-13	17-9	1-1
1966	—	4-6	16-15	15-17	16-14	21-11	16-9	1-1
1967	—	5-10	15-12	16-12	17-13	21-11	17-12	0-1
1968	—	11-6	13-15	14-14	10-19	18-17	13-12	—
1969	—	13-7	12-12	16-14	23-7	15-12	17-12	1-1
1970	—	12-6	19-7	14-12	17-11	14-18	21-10	1-0
1971	—	9-12	16-12	13-15	9-17	13-15	14-15	—
1972	—	8-3	15-9	12-17	12-16	14-15	14-15	2-2
1973	—	9-8	16-11	14-14	14-17	11-19	17-12	—
1974	—	9-11	11-12	12-19	18-12	15-14	16-11	1-1
1975	—	6-10	17-9	10-20	12-21	18-10	13-13	—
1976	—	5-9	16-12	12-18	18-11	13-19	18-8	3-0
1977	—	13-9	16-8	13-15	17-14	16-13	7-18	2-0
1978	—	8-16	11-12	11-13	15-15	13-19	15-13	0-1
1979	—	13-7	14-12	12-15	16-14	14-16	13-16	—
1980	—	10-10	8-19	13-13	16-12	10-21	17-7	3-2
1981	—	6-12	8-20	3-7	—	9-13	14-14	1-2
1982	—	9-13	3-26	8-17	14-13	13-15	12-16	1-2
1983	—	11-11	11-17	9-18	12-15	14-15	12-15	1-1
1984	—	11-13	13-12	13-14	17-10	15-16	12-16	—
1985	—	11-9	10-16	12-13	13-15	12-16	16-14	3-2
1986	—	8-13	11-16	14-13	10-16	12-17	13-14	3-2
1987	—	12-9	14-14	17-11	13-14	13-15	16-11	0-3
1988	—	8-13	17-10	17-10	15-12	17-13	15-13	2-0
1989	—	10-12	13-15	17-12	11-14	17-12	12-16	0-1
1990	—	7-12	21-7	7-21	15-14	9-19	13-14	2-1
1991	—	9-11	14-14	22-6	16-10	17-12	15-10	2-4
1992	—	9-12	18-8	18-11	16-11	12-17	14-12	3-1
1993	—	8-14	12-13	12-15	11-16	13-17	14-14	1-2
1994	—	9-16	16-8	15-12	7-20	6-4	—	—
1995	—	2-3	8-20	7-19	13-14	12-16	14-15	0-1
1996	—	13-12	10-16	15-13	13-14	16-14	11-15	—
1997	—	11-15	12-16	12-13	13-14	8-20	12-16	—
1998	—	11-16	13-13	14-14	13-13	9-20	10-16	—
1999	—	9-14	9-18	11-15	15-11	12-16	7-21	0-2
2000	—	11-15	13-14	12-16	12-15	11-14	10-18	0-1
2001	—	18-6	16-11	14-14	12-15	11-18	10-11	4-2
2002	—	16-11	15-13	15-12	19-7	15-14	14-10	—
2003	1-0	11-14	19-9	12-15	10-16	18-11	19-7	—
2004	—	15-7	12-16	14-12	17-10	15-13	17-11	2-1
2005	—	15-8	14-13	13-13	12-16	16-13	11-16	2-0
2006	—	9-15	15-13	19-7	18-8	16-12	18-11	1-0
2007	—	14-11	13-14	15-12	13-14	13-16	11-16	—
2008	1-0	12-14	15-13	17-11	15-10	17-12	11-15	—
2009	—	11-11	14-16	15-12	12-12	14-14	16-11	5-0
2010	—	15-8	16-12	12-15	15-11	18-10	17-10	1-2
2011	—	9-17	8-19	17-9	16-13	7-21	6-20	—
2012	—	6-16	12-16	14-13	12-14	9-19	13-15	0-3
2013	—	11-12	12-17	13-13	9-17	13-17	8-20	—
2014	0-1	12-11	13-16	12-16	11-15	11-18	11-15	—
2015	—	10-12	20-7	11-17	12-13	14-14	15-13	1-3
2016	—	7-17	8-19	10-17	15-11	9-20	8-19	2-0
2017	—	12-11	14-12	14-15	10-15	20-10	14-14	1-0
2018	1-1	8-14	13-15	13-14	14-13	14-14	15-13	—
2019	2-1	15-9	21-8	15-12	13-11	17-11	18-9	—
Won	5	588	809	793	812	824	795	54
Lost	3	633	796	822	781	875	779	50
Pct.	.626	.482	.504	.491	.510	.485	.505	.519

HISTORY RECORDS

DID YOU Know?

...that Roy Smalley, Chili Davis, Ryan Doumit, Kennys Vargas and Jorge Polanco are the only five Twins ever to hit home runs from both sides of the plate in the same game. Smalley connected left-handed in the third inning off Boston's Rob Woodward and right-handed in the seventh off Joe Sambito May 30, 1986 in the Metrodome. Davis hit his first right-handed in the sixth inning off Kansas City's Chris Haney and left-handed in the eighth off Steve Shifflett October 2, 1992 at Kauffman Stadium. Doumit hit his first left-handed in the second inning off Kansas City's Jeremy Guthrie and right-handed in the sixth inning off Tim Collins July 22, 2012 at Kauffman Stadium.

Vargas hit his first left-handed in the second inning off Houston's Doug Fister and his second in the eighth inning right-handed off Tony Sipp in the first game of a doubleheader on August 11, 2016 at Target Field. Polanco homered from the left side of the plate in the third inning against Chicago-AL's James Shields and from the right side in the seventh inning against Aaron Bummer on August 29, 2017 at Target Field.

TWINS RECORD BY DATE

MARCH (5-3) / APRIL (588-633)

28 1-0	29 0-1	30 0-1	31 4-1	1 4-4	2 5-5	3 11-4
4 5-10	5 15-11	6 17-16	7 17-16	8 16-17	9 17-28	10 22-23
11* 22-22	12 25-20	13 16-30	14 25-21	15 19-29	16 25-21	17 24-26
18 25-27	19 20-24	20 25-25	21 29-19	22 25-26	23 16-28	24 21-29
25 28-24	26 25-23	27 26-23	28 20-30	29* 20-27	30 25-25	

MAY (809-796)

				1 27-23	2 26-20	3 23-28
4 29-24	5 25-22	6 25-27	7 28-24	8 29-24	9 28-20	10 21-28
11 19-29	12 29-19	13 27-23	14 24-31	15 28-26	16 23-29	17 28-24
18 27-23	19 30-28	20 23-31	21 24-31	22 24-27	23 20-29	24 24-25
25 30-25	26 27-24	27 29-25	28 32-21	29 25-26	30 29-29	31 26-31

JUNE (793-822)

1 24-27	2 25-30	3 24-27	4 27-26	5 19-34	6 30-22	7 30-22
8 28-28	9 21-34	10 27-27	11 24-24	12 27-24	13 25-28	14 32-23
15 26-28	16 28-27	17 23-34	18 26-24	19 28-23	20 26-28	21* 20-34
22* 26-30	23 27-27	24 35-25	25 22-30	26 35-21	27 25-34	28 31-24
29 24-32	30 30-24					

JULY (812-781)

		1 31-25	2 30-29	3 31-27	4 30-35	5 34-23
6 28-24	7 21-36	8 21-27	9 20-25	10 22-17	11 23-17	12 18-17
13 23-15	14 17-23	15 24-21	16 19-28	17 26-26	18 23-33	19 31-28
20 26-25	21 34-24	22 27-26	23 27-29	24 27-27	25* 30-22	26 30-25
27 31-22	28 33-24	29 23-28	30 28-26	31 24-27		

AUGUST (824-875)

1 26-30	2 25-31	3 36-19	4 29-30	5 25-34	6 26-31	7 28-32
8 30-25	9 22-29	10 25-27	11 25-30	12 27-29	13 28-27	14 23-30
15 35-24	16 27-21	17 27-28	18 25-31	19 28-31	20 25-32	21 24-26
22* 24-26	23 25-34	24 26-28	25 26-26	26 23-30	27 28-28	28 24-26
29 29-29	30 21-29	31 32-20				

SEPTEMBER (795-779) / OCTOBER (54-50)

			1 33-23	2 31-25	3 30-27	4 22-34
5* 23-30	6 22-31	7 34-20	8 22-28	9 31-22	10 30-24	11 29-26
12 17-34	13 26-26	14 29-27	15 27-29	16 32-20	17 27-25	18 26-29
19 26-26	20 28-22	21 24-30	22 32-21	23 32-15	24 26-21	25 27-29
26 22-25	27 22-30	28 24-29	29 20-27	30 20-24	1 17-15	2 17-13
3* 8-12	4 5-7	5 3-2	6 3-1	7 1-0		

* denotes a tie is excluded

TWINS HOME & ROAD RECORDS

HOME					ROAD				
WON	LOST	TIED	PCT.	YEAR	PCT.	WON	LOST	TIED	
36	44	1	.450	1961	.425	34	46	0	
45	36	1	.556	1962	.568	46	35	0	
48	33	0	.593	1963	.538	43	37	0	
40	41	1	.494	1964	.481	39	42	0	
51	30	0	.630	1965	.630	51	30	0	
49	32	0	.605	1966	.494	40	41	0	
52	29	0	.642	1967	.481	39	42	2	
41	40	0	.506	1968	.469	38	43	0	
57	24	0	.704	1969	.494	40	41	0	
51	30	0	.630	1970	.580	47	34	0	
37	42	0	.468	1971	.457	37	44	0	
42	32	0	.568	1972	.438	35	45	0	
37	44	0	.457	1973	.543	44	37	0	
48	33	1	.593	1974	.420	34	47	0	
39	43	0	.476	1975	.481	37	40	0	
44	37	0	.543	1976	.506	41	40	0	
48	32	0	.600	1977	.444	36	45	0	
38	43	0	.469	1978	.432	35	46	0	
39	42	0	.481	1979	.531	43	38	0	
44	36	0	.550	1980	.407	33	48	0	
24	36	1	.400	1981	.347	17	32	0	
37	44	0	.457	1982	.284	23	58	0	
37	44	0	.457	1983	.407	33	48	0	
47	34	0	.580	1984	.420	34	47	0	
49	35	0	.583	1985	.359	28	50	0	
43	38	0	.531	1986	.346	28	53	0	
56	25	0	.691	1987	.358	29	52	0	
47	34	0	.580	1988	.543	44	37	0	
45	36	0	.556	1989	.432	35	46	0	
41	40	0	.506	1990	.407	33	48	0	
51	30	0	.630	1991	.543	44	37	0	
48	33	0	.593	1992	.519	42	39	0	
36	45	0	.444	1993	.432	35	46	0	
32	27	0	.542	1994	.389	21	33	0	
29	43	0	.403	1995	.375	27	45	0	
39	43	0	.476	1996	.488	39	41	0	
35	46	0	.432	1997	.407	33	48	0	
35	46	0	.432	1998	.432	35	46	0	
31	50	0	.383	1999	.405	32	47	1	
36	45	0	.444	2000	.407	33	48	0	
47	34	0	.580	2001	.469	38	43	0	
54	27	0	.667	2002	.500	40	40	0	
48	33	0	.593	2003	.519	42	39	0	
49	32	0	.605	2004	.531	43	38	0	
45	36	0	.556	2005	.469	38	43	0	
54	27	0	.667	2006	.519	42	39	0	
41	40	0	.506	2007	.469	38	43	0	
53	28	0	.654	2008	.427	35	47	0	
49	33	0	.598	2009	.469	38	43	0	
53	28	0	.654	2010	.506	41	40	0	
33	48	0	.407	2011	.370	30	51	0	
31	50	0	.383	2012	.432	35	46	0	
32	49	0	.395	2013	.420	34	47	0	
35	46	0	.432	2014	.432	35	46	0	
46	35	0	.568	2015	.457	37	44	0	
30	51	0	.370	2016	.358	29	52	0	
41	40	0	.506	2017	.543	44	37	0	
49	32	0	.605	2018	.358	29	52	0	
46	35	0	.568	2019	.679	55	26	0	
2,520	2,201	5	.534	TOTALS	.460	2,160	2,538	3	

HISTORY / RECORDS

TWINS LONGEST HIT-LESS STREAKS

PLAYER	AT-BATS	DATES	PLAYER	AT-BATS	DATES
Dean Chance, p.....	53	April 9-July 28, 1967	Randy Bush, of.....	30	August 16-September 4, 1984
Butch Wynegar, c.....	39	September 4-24, 1978	Greg Gagne, ss.....	30	August 30-September 12, 1987
Jerry Zimmerman, c.....	37	May 25-June 11, 1967	Zoilo Versalles, ss.....	29	August 24-September 10, 1966
Dick Stigman, p.....	35	August 12, 1962-April 23, 1963	Marty Cordova, of.....	29	August 31-September 12, 1998
Charlie Manuel, of.....	35	July 20-September 28, 1969	Larry Hisle, of.....	28	May 29-June 9, 1973
Bobby Mitchell, of.....	33	April 25-May 11, 1982	Roy Smalley, ss.....	28	August 26-September 6, 1977
Gene Larkin, 1b.....	33	September 16-29, 1988	Danny Valencia, 3b.....	28	May 1-July 28, 2012
Greg Gagne, ss.....	32	June 19-July 4, 1991	Eddie Rosario, of.....	28	April 26-May 4, 2019
Bob Miller, p.....	31	May 9-September 28, 1969	Rich Becker, of.....	27	April 6-30, 1996
Steve Lombardozi, 2b.....	31	August 24-September 25, 1988	Pedro Muñoz, of.....	27	July 28-August 13, 1993
Oswaldo Arcia, of.....	31	June 11-22, 2014	Michael Ryan, of.....	27	July 17-August 13, 2005
Glenn Adams, of.....	30	April 11-25, 1978	Denard Span, of.....	27	June 6-August 13, 2011

TWINS CAREER BATTING

(1,500 OR MORE AT-BATS)

PLAYER	YEARS	AVG	G	AB	R	H	2B	3B	HR	RBI	BB	SO
Bernie Allen	1962-66	.246	492	1595	195	392	75	10	32	163	165	212
Bob Allison	1961-70	.254	1236	3926	648	999	167	41	211	642	641	842
Earl Battey	1961-67	.278	853	2762	297	768	115	10	76	350	328	315
Steve Braun	1971-76	.284	751	2429	333	889	103	14	35	273	356	285
Tom Brunansky	1982-88	.250	916	3313	450	829	154	13	163	469	394	589
Steve Brye	1970-76	.261	537	1641	194	428	76	10	22	156	117	227
Randy Bush	1982-93	.251	1219	3045	388	763	154	26	96	409	348	505
Leo Cardenas	1969-71	.263	473	1720	193	453	83	12	39	210	159	266
Rod Carew	1967-78	.334	1635	6235	950	2085	305	90	74	733	613	716
Alexi Casilla	2006-12	.250	515	1580	210	395	72	14	11	147	121	225
John Castino	1979-84	.278	666	2320	293	646	86	34	41	249	177	298
Ron Coomer	1995-00	.278	676	2397	283	667	121	7	77	364	132	317
Marty Cordova	1995-99	.277	628	2322	336	643	139	14	79	385	233	498
Mike Cuddage	1976-80	.266	555	1681	195	447	66	18	29	226	181	193
Michael Cuddyer	2001-11	.272	1139	4072	606	1106	239	35	141	580	411	805
Bobby Darwin	1972-75	.257	490	1817	210	467	59	11	70	282	139	453
Brian Dozier	2012-18	.248	955	3742	593	928	202	21	167	491	402	830
Eduardo Escobar	2012-18	.258	671	2228	266	575	138	18	63	284	153	482
Dan Ford	1975-78	.272	570	1999	303	543	106	25	57	287	155	364
Lew Ford	2003-07	.272	494	1514	228	412	80	10	32	172	147	236
Gary Gaetti	1981-90	.256	1361	4989	646	1276	252	25	201	758	358	877
Greg Gagne	1983-92	.249	1140	3386	452	844	183	35	69	335	188	676
Dan Gladden	1987-91	.268	645	2470	358	661	117	26	38	238	169	326
Lenny Green	1961-64	.268	485	1514	233	406	71	11	27	140	204	113
Cristian Guzmán	1999-04	.266	841	3277	458	871	142	61	39	289	166	491
Jimmie Hall	1963-66	.269	573	1885	282	507	73	16	98	288	191	358
Brian Harper	1988-93	.306	730	2503	283	767	156	6	48	346	111	128
Mickey Hatcher	1981-86	.284	672	2366	256	671	127	15	26	260	109	158
Larry Hise	1973-77	.286	662	2437	369	697	109	23	87	409	251	478
Denny Hocking	1993-03	.252	876	2204	273	556	109	17	25	215	188	412
Kent Hrbek	1981-94	.282	1747	6192	903	1749	312	18	293	1086	838	978
Torii Hunter	1997-2007, 15	.268	1373	5013	739	1343	281	26	214	792	354	975
Jacque Jones	1999-2005	.279	976	3492	492	974	189	15	132	476	231	737
Max Kepler	2015-19	.238	553	1970	297	469	114	8	92	280	220	405
Harmon Killebrew	1961-74	.260	1939	6593	1047	1713	232	21	475	1325	1321	1314
Chuck Knoblauch	1991-97	.304	1013	3939	713	1197	210	51	43	391	513	453
Corey Koskie	1998-2004	.280	816	2788	438	781	180	13	101	437	385	647
Jason Kubel	2004-11, 14	.269	798	2715	346	729	148	14	105	442	269	591
Gene Larkin	1987-93	.266	758	2321	275	618	131	12	32	266	268	278
Tim Laudner	1981-89	.225	734	2038	221	458	97	5	77	263	190	553
Matt Lawton	1995-2001	.277	771	2672	423	739	163	13	72	384	408	335
Shane Mack	1990-94	.309	633	2161	351	668	119	24	67	315	200	381
Joe Mauer	2004-18	.306	1858	6930	1018	2123	428	30	143	923	939	1034
Pat Meares	1993-98	.265	742	2464	304	653	120	21	41	303	95	432
Doug Mientkiewicz	1998-2004	.275	643	2147	273	590	146	6	43	266	300	308
Don Mincher	1961-66	.244	590	1511	220	369	73	9	90	265	220	278
George Mitterwald	1966-73	.239	514	1578	156	377	53	4	50	176	141	391
Paul Molitor	1996-98	.312	422	1700	237	530	102	17	23	271	146	186
Justin Morneau	2003-13	.278	1278	4749	669	1318	289	16	221	860	501	839
Pedro Muñoz	1990-95	.275	483	1587	186	436	70	8	61	234	91	387
Al Newman	1987-91	.231	618	1647	209	380	59	7	0	135	178	162
Tony Oliva	1962-76	.304	1676	6301	870	1917	329	48	220	947	448	645
Trevor Plouffe	2010-16	.247	723	2638	332	651	148	10	96	357	218	582
Jorge Polanco	2014-19	.281	441	1682	232	472	104	18	45	226	147	305
Kirby Puckett	1984-95	.318	1783	7244	1071	2304	414	57	207	1085	450	965
Nick Punto	2004-10	.248	747	2365	311	587	102	21	12	194	271	440
Rich Reese	1964-73	.260	807	1918	238	498	72	17	50	241	151	253
Luis Rivas	2000-05	.262	565	1884	258	493	86	26	30	177	113	289
Rich Rollins	1961-68	.272	888	3048	395	830	117	20	71	369	253	382
Eddie Rosario	2015-19	.265	640	2451	369	684	127	22	106	346	114	505
Miguel Sanó	2015-19	.245	486	1786	286	427	87	8	118	315	247	744
Roy Smalley	1976-82, 85-87	.262	1148	3997	551	1046	184	21	110	485	549	606
Denard Span	2008-12	.284	589	2354	360	669	105	36	23	230	254	321
Danny Thompson	1970-76	.251	630	2022	177	508	67	11	14	181	107	216
César Tovar	1965-72	.281	1090	4142	646	1164	193	45	38	319	299	307
Ted Uhlaender	1965-69	.262	543	1846	226	483	70	16	23	186	112	178
Zoilo Versalles	1961-67	.252	1065	4148	564	1046	188	56	86	401	251	606
Gary Ward	1979-83	.285	417	1543	216	439	80	20	51	219	115	260
Rob Wilfong	1977-82	.262	554	1591	210	417	59	15	22	152	135	224
Butch Wynegar	1976-82	.254	794	2746	325	697	112	9	37	325	358	259
Delmon Young	2008-11	.287	497	1845	233	530	106	7	47	273	93	333

— bold indicates player still active with Twins

DID YOU Know?

...that Harmon Killebrew is the only Twin to lead the American League in home runs.
 "Killer" led the league in 1962, 63, 64, 67 and 69.

TWINS CAREER PITCHING

(400 OR MORE INNINGS PITCHED)

PLAYER	YEARS	ERA	W	L	IP	H	R	ER	BB	SO	
Rick Aguilera	1989-99	3.50	40	47	694.0	641	298	270	179	586	
Allan Anderson	1986-91	4.11	49	54	818.2	901	424	374	211	339	
Scott Baker	2005-12	4.15	63	48	958.0	987	456	442	224	770	
Juan Berenguer	1987-90	3.70	33	13	418.1	355	182	172	213	379	
José Berrios	2016-19	4.21	43	34	596.2	558	304	279	195	585	
Nick Blackburn	2007-12	4.85	43	55	818.2	1003	490	441	202	388	
Bert Blyleven	1970-76	'85-88	3.28	149	138	2566.2	2369	1044	934	674	2035
Dave Boswell	1964-70	3.49	67	54	1036.1	823	443	402	460	865	
John Butcher	1984-86	4.48	24	28	502.2	563	273	250	120	204	
Bill Campbell	1973-76	3.13	32	21	460.2	417	178	160	183	322	
Bobby Castillo	1982-84	3.98	23	24	402.1	378	194	178	169	220	
Dean Chance	1967-69	2.67	41	34	664.0	544	244	197	166	504	
Ray Corbin	1971-75	3.84	36	38	652.1	638	325	278	261	348	
Joe Decker	1973-76	4.09	29	34	503.1	486	254	229	272	310	
Brian Duensing	2009-15	4.13	41	37	649.1	691	324	298	208	428	
Roger Erickson	1978-82	4.10	31	47	712.0	769	375	324	226	321	
Scott Erickson	1990-95	4.22	61	60	979.1	1035	509	459	367	527	
Kyle Gibson	2013-19	4.52	67	68	1087.0	1142	586	546	392	845	
Dave Goltz	1972-79	3.48	96	79	1638.0	1654	729	634	493	887	
Mudcat Grant	1964-67	3.35	50	35	780.2	783	340	291	163	377	
Eddie Guardado	1993-2003	'08	4.53	37	48	704.2	674	368	355	270	610
Matt Guerrier	2004-10	'14	3.40	19	26	500.0	470	204	189	157	322
Mark Guthrie	1989-95	4.19	29	27	489.2	527	252	228	174	388	
Tom Hall	1968-71	3.00	25	21	455.1	354	178	152	186	431	
LaTroy Hawkins	1995-2003	5.05	44	57	818.0	956	497	459	290	532	
Jim Hughes	1974-77	4.30	25	30	441.1	443	241	211	205	226	
Phil Hughes	2014-18	4.43	32	29	489.2	567	251	241	63	360	
Darrell Jackson	1978-82	4.38	20	27	411.0	425	219	200	186	229	
Jim Kaat	1961-73	3.28	189	152	2959.1	2927	1295	1080	694	1824	
Jerry Koosman	1979-81	3.77	39	35	601.1	618	276	252	186	361	
Jack Kralick	1961-63	3.74	26	26	510.1	524	238	212	133	289	
Francisco Liriano	2005-12	4.33	50	52	783.1	727	400	377	324	788	
Kyle Lohse	2001-06	4.88	51	57	908.1	1025	522	493	289	561	
Joe Mays	1999-2005	4.85	48	65	946.1	1052	545	510	303	487	
Jim Merritt	1965-68	3.03	37	41	686.2	583	260	231	135	527	
Eric Milton	1998-2003	4.76	57	51	987.1	1000	557	522	269	715	
Joe Nathan	2004-11	2.16	24	13	463.1	309	118	111	134	561	
Camilo Pascual	1961-66	3.31	88	57	1284.2	1130	541	472	431	994	
Carl Pavano	2009-12	4.32	33	33	579.2	654	303	278	101	311	
Glen Perkins	2006-17	3.88	35	25	624.1	646	290	269	158	504	
Jim Perry	1963-72	3.15	128	90	1883.1	1711	736	659	541	1025	
Brad Radke	1995-2006	4.22	148	139	2451.0	2643	1233	1150	445	1467	
Pete Redfern	1976-82	4.54	42	48	714.0	764	409	360	306	426	
Juan Rincón	2001-08	3.69	30	26	441.0	414	208	181	182	412	
Frank Rodríguez	1995-98	5.20	25	32	509.1	546	333	294	215	282	
J.C. Romero	1999-2005	4.35	25	20	407.2	395	215	197	209	336	
Ervin Santana	2015-18	3.68	30	25	525.1	480	235	215	159	414	
Johan Santana	2000-07	3.22	93	44	1308.2	1068	500	468	364	1381	
Ken Schrom	1983-85	4.34	29	31	494.0	516	262	238	180	203	
Carlos Silva	2004-07	4.42	47	45	773.2	942	412	380	112	306	
Kevin Stoney	2007-11	4.66	39	29	532.2	606	287	276	84	395	
Mike Smithson	1984-87	4.46	47	48	816.0	870	446	404	227	438	
Dick Stigman	1962-65	3.69	37	37	643.2	551	278	264	248	538	
Anthony Swarzak	2009-14	4.48	16	24	439.2	482	234	219	127	267	
Kevin Tapani	1989-95	4.06	75	63	1171.1	1228	565	528	255	724	
Mike Trombley	1992-2002	4.53	30	34	645.2	668	353	325	244	528	
Frank Viola	1982-89	3.86	112	93	1772.2	1775	842	760	521	1214	
Al Williams	1980-84	4.24	35	38	642.2	670	330	303	227	262	
Dick Woodson	1969-74	3.35	33	30	561.0	488	244	209	241	303	
Al Worthington	1964-69	2.62	37	31	473.1	379	162	138	186	399	
Geoff Zahn	1977-80	3.90	53	53	852.0	948	429	369	254	348	

— **bold** indicates player still active with Twins

PLAYERS WHO PLAYED ENTIRE CAREER WITH TWINS

(MINIMUM OF 10 YEARS PLAYED)

Bob Allison 1961-70
 Randy Bush 1982-93
 Kent Hrbek 1981-94
 Joe Mauer 2004-18

Tony Oliva 1962-76
 Glen Perkins 2006-17
 Kirby Puckett 1984-95
 Brad Radke 1995-2006

BATTING DATA – TWINS YEARLY LEADERS

	AVERAGE	HOME RUNS	RUNS BATTED IN	
1961 — Battey	.302	Killebrew	46	
1962 — Rollins	.298	Killebrew	*48	
1963 — Rollins	.307	Killebrew	+45	
1964 — Oliva	*.323	Killebrew	+49	
1965 — Oliva	*.321	Killebrew	25	
1966 — Oliva	.307	Killebrew	39	
1967 — Carew	.292	Killebrew	#44	
1968 — Oliva	.289	Allison	22	
1969 — Carew	*.332	Killebrew	+49	
1970 — Oliva	.325	Killebrew	41	
1971 — Oliva	*.337	Killebrew	28	
1972 — Carew	*.318	Killebrew	26	
1973 — Carew	+ .350	Darwin	18	
1974 — Carew	+ .364	Darwin	25	
1975 — Carew	+ .359	Ford	15	
1976 — Carew	.331	Ford	20	
1977 — Carew	+ .388	Hisle	28	
1978 — Carew	*.333	Smalley	19	
1979 — Landreaux	.305	Smalley	14	
1980 — Castino	.302	Castino	23	
1981 — Castino	.268	Smalley	7	
1982 — Hrbek	.301	Ward	28	
1983 — Hrbek	.297	Brunansky	28	
1984 — Hrbek	.311	Brunansky	32	
1985 — Puckett	.288	Brunansky	27	
1986 — Puckett	.328	Gaetti	34	
1987 — Puckett	.332	Hrbek	34	
1988 — Puckett	.356	Gaetti	28	
1989 — Puckett	*.339	Hrbek	25	
1990 — Puckett	.298	Hrbek	22	
1991 — Puckett	.319	Davis	29	
1992 — Puckett	.329	Puckett	19	
1993 — Harper	.304	Hrbek	25	
1994 — Puckett	.317	Puckett	20	
1995 — Knoblauch	.333	Cordova	24	
1996 — Knoblauch and Molitor	.341	Cordova	16	
1997 — Molitor	.305	Cordova	15	
1998 — Walker	.316	Lawton	21	
1999 — Walker	.279	Coomer	16	
2000 — Lawton	.305	Jones	19	
2001 — Mientkiewicz	.306	Hunter	27	
2002 — Jones	.300	Hunter	29	
2003 — Pierzynski	.312	Hunter	26	
2004 — Ford	.299	Koskie	25	
2005 — Mauer	.294	Jones	23	
2006 — Mauer	+ .347	Morneau	34	
2007 — Mauer	.293	Morneau	31	
2008 — Mauer	*.328	Morneau	21	
2009 — Mauer	+ .365	Cuddyer	32	
2010 — Mauer	.327	Thome	25	
2011 — Cuddyer	.284	Cuddyer	20	
2012 — Mauer	.319	Willingham	35	
2013 — Mauer	.324	Dozier	18	
2014 — Suzuki	.288	Dozier	23	
2015 — Mauer	.265	Dozier	28	
2016 — Dozier	.268	Dozier	42	
2017 — Mauer	.305	Dozier	34	
2018 — Rosario	.288	Rosario	24	
2019 — Cruz	.311	Cruz	41	
			Killebrew	122
			Killebrew	*126
			Killebrew	96
			Killebrew	111
			Oliva	98
			Killebrew	110
			Killebrew	113
			Oliva	68
			Killebrew	+140
			Killebrew	113
			Killebrew	*119
			Darwin	80
			Oliva	92
			Darwin	94
			Carew	80
			Hisle	96
			Hisle	*119
			Ford	82
			Smalley	95
			Castino	64
			Hatcher	37
			Hrbek	92
			Ward	88
			Hrbek	107
			Hrbek	93
			Gaetti	108
			Gaetti	109
			Puckett	121
			Puckett	85
			Gaetti	85
			Davis	93
			Puckett	110
			Puckett	89
			Puckett	*112
			Puckett	99
			Molitor	113
			Molitor	89
			Lawton	77
			Cordova	70
			Lawton	88
			Koskie	103
			Hunter	94
			Hunter	102
			Hunter	81
			Morneau	79
			Morneau	130
			Morneau	111
			Morneau	129
			Kubel	103
			Young	112
			Valencia	72
			Willingham	110
			Morneau	74
			Plouffe	80
			Plouffe	86
			Dozier	99
			Dozier	93
			Rosario	77
			Rosario	109

(+ — major league leadership; # — tie for major league leadership; * — league leadership)

TWINS LONGEST HITTING STREAKS

PLAYER	GAMES	DATES	PLAYER	GAMES	DATES
Ken Landreaux	31	April 23-May 30, 1980	David Ortiz	19	July 17-August 6, 2002
Brian Harper	25	July 6-August 4, 1990	Nick Punto	19	July 4-28, 2006
Lenny Green	24	May 1-28, 1961	Rod Carew	18	May 30-June 19, 1973
Brian Dozier	24	August 27-September 22, 2016	Rod Carew	18	September 7-27, 1974
Brian Dozier	24	September 22, 2017-April 23, 2018	Gary Gaetti	18	May 6-27, 1983
Kent Hrbek	23	April 17-May 13, 1982	Chuck Knoblauch	18	August 7-26, 1997
Kirby Puckett	23	September 26, 1993-April 20, 1994	Tony Oliva	17	July 16-August 1, 1964
Marty Cordova	23	June 5-29, 1996	Tony Oliva	17	May 13-June 2, 1970
Cristian Guzman	23	August 1-August 25, 2002	Kent Hrbek	17	May 25-June 13, 1982
Torii Hunter	23	April 11-May 9, 2007	Kirby Puckett	17	September 15-October 2, 1988
Shane Mack	22	July 26-August 18, 1990	Kent Hrbek	17	August 21-September 7, 1999
Ben Revere	21	July 16-August 7, 2012	Kent Hrbek	17	August 11-30, 1991
Ted Uhlaender	20	August 16-September 7, 1969	Chuck Knoblauch	17	July 29-August 18, 1993
Chuck Knoblauch	20	September 2-25, 1991	Paul Molitor	17	August 31-September 19, 1998
Bob Allison	19	June 12-28, 1964	Cristian Guzman	17	June 8-26, 2001
Roy Smalley	19	April 29-May 20, 1979	Trevor Plouffe	17	June 30-July 19, 2012
Brian Harper	19	July 20-August 12, 1993			

BATTING DATA - GAME HIGHS FOR HITS

4-HIT GAMES

PLAYER	#	PLAYER	#	PLAYER	#	PLAYER	#
Puckett	47	Rollins	9	Power	6	Cubbage	4
Carew	42	Hunter	8	Revere	6	Davis, C.	4
Mauer	28	Mack	8	Brye	5	Ford, L.	4
Oliva	28	Ward, G.	8	Cardenas	5	Gagne	4
Knoblauch	15	Bostock	7	Escobar, E.	5	Gómez, Ca.	4
Span	15	Castino	7	Hocking	5	Green	4
Hrbek	13	Darwin	7	Munoz	5	Kepler	4
Morneau	13	Gladden	7	Núñez	5	Larkin	4
Verdell	13	Polanco	7	Punto	5	Mientkiewicz	4
Rosario	12	Reese	7	Rivas	5	Nixon	4
Gaetti	11	Smalley	7	Stewart	5	Terrell	4
Guzmán	11	Tovar	7	Thompson	5	Uhlhaender	4
Lawton	11	Coomer	6	Young	5	Walker	4
Cuddyer	10	Cordova	6	Bartlett	4	Washington	4
Hisle	10	Harper	6	Becker	4	Wynegar	4
Killebrew	10	Jones, J.	6	Braun	4	98 players	3 or fewer
Koskie	10	Kubel	6	Buchanan	4		
Hatcher	9	Landreaux	6	Cron	4		
Molitor	9	Pierzynski	6	Cruz	4		

5-HIT GAMES

#	PLAYER	DATE	OPPONENT	AB	HITS	#	PLAYER	DATE	OPPONENT	AB	HITS
1	Z. Veralles	5-27-61	at WAS	5	2 2B, 3 1B	31	P. Molitor	8-8-98	BAL	5	2B, 4 1B
2	H. Killebrew	6-12-61	at BOS	6	HR, 4 1B	32	D. Hocking	6-27-99	at DET	6	3 2B, 2 1B
3	L. Green	7-16-61 (2)	at CLE	6	3B, 2B, 3 1B	33	D. Hocking	5-18-00	at OAK	6	HR, 2 2B, 2 1B
4	T. Oliva	7-21-65 (1)	at BOS	6	2B, 4 1B	34	J. Jones	7-22-02	at CWS	6	HR, 2 2B, 2 1B
5	T. Oliva	7-28-65	at WAS	5	5 1B	35	J. Jones	5-6-03	at TB	5	2 HR, 2B, 2 1B
6	R. Carew	5-8-67	WAS	5	2B, 4 1B	36	C. Guzmán	5-7-04	at OAK (13 inn.)	6	2 2B, 3 1B
7	T. Oliva	9-8-67 (2)	at BAL	5	5 1B	37	T. Hunter	6-1-05	CLE	5	HR, 2 2B, 2 1B
8	J. Roseboro	4-29-68	at BOS	5	HR, 2B, 3 1B	38	J. Mauer	6-27-06	LAD	5	5 1B
9	T. Uhlhaender	6-23-68	NYN	5	5 1B	39	J. Bartlett	8-6-06	at KC	5	3 1B, 2 2B
10	T. Oliva	6-29-69 (2)	at KC	5	2 HR, 2B, 2 1B	40	J. Morneau	9-19-06	at BOS	5	3 1B, 2 2B
11	R. Carew	4-18-70	at OAK	5	5 1B	41	J. Morneau	7-10-08	at DET (11 inn.)	5	2 1B, 2 2B, 1 HR
12	L. Cardenas	9-29-70	KC (12 inn.)	6	5 1B	42	J. Mauer	8-29-08	at OAK	5	4 1B, 1 2B
13	R. Carew	5-12-72	MIL (22 inn.)	7	2 2B, 3 1B	43	D. Span	7-3-09	DET (16 inn.)	8	3B, 4 1B
14	R. Carew	8-14-73	DET	6	2B, 4 1B	44	D. Span	8-8-09	at DET	5	2B, 4 1B
15	L. Hisle	9-3-73	at KC	5	2B, 4 1B	45	J. Mauer	4-24-10	at KC (12 inn.)	5	3B, 2B, 3 1B
16	R. Carew	5-25-77 (1)	at BOS	6	2B, 4 1B	46	J. Mauer	7-26-10	at KC	5	HR, 2B, 3 1B
17	T. Teufel	9-16-83	TOR	5	2 HR, 3B, 2 1B	47	J. Mauer	8-14-13	CLE (12 inn.)	7	HR, 4 1B
18	M. Hatcher	4-27-85	OAK	5	2B, 4 1B	48	D. Santana	8-3-14	at CWS	6	3 1B, 2B, 3B
19	B. Beane	4-29-86	at NYY	5	HR, 4 1B	49	E. Escobar	8-22-14	DET	6	3 1B, 3B, HR
20	K. Hrbek	6-7-86	at KC	5	HR, 2B, 3 1B	50	E. Escobar	6-13-17	SEA	6	5 1B
21	G. Larkin	7-18-89	CLE	5	5 1B	51	E. Rosario	7-1-17 (2)	at KC	5	5 1B
22	D. Gladden	9-29-89	at SEA (11 inn.)	5	5 1B	52	L. Forsythe	8-16-18	DET	5	3 1B, 2 2B
23	K. Puckett	5-14-90	OAK	5	2 2B, 3 1B	53	J. Polanco	4-5-19	at PHI	5	2 1B, 2B, 3B, HR
24	K. Puckett	6-6-90	at TOR	5	2B, 4 1B	54	J. Polanco	5-8-19	at TOR	5	3 1B, 2B, HR
25	K. Puckett	8-15-93	at OAK	5	2 HR, 3 1B	55	C. Cron	5-23-19	at LAA	6	2 1B, 2 2B, HR
26	K. Puckett	4-8-94	OAK (10 inn.)	6	2B, 4 1B						
27	G. Myers	4-24-96	at DET	6	2 2B, 3 1B						
28	C. Knoblauch	6-1-96	at TEX	5	5 1B						
29	P. Molitor	8-27-96	at TOR (11 inn.)	5	5 1B						
30	P. Molitor	5-23-97	OAK	5	2B, 4 1B						

6-HIT GAMES

#	PLAYER	DATE	OPPONENT	AB	HITS
1	K. Puckett	8-30-87	at MIL	6	2 home runs, 2 doubles, 2 singles
2	K. Puckett	5-23-91	TEX (12 inn.)	7	1 triple, 5 singles

TWINS 4-PLUS HIT GAMES BY SEASON

YEAR	#	YEAR	#	YEAR	#	YEAR	#
1961	12	1976	11	1991	9	2006	20
1962	7	1977	19	1992	15	2007	10
1963	12	1978	13	1993	15	2008	12
1964	17	1979	11	1994	7	2009	20
1965	7	1980	18	1995	11	2010	14
1966	5	1981	2	1996	20	2011	6
1967	7	1982	11	1997	17	2012	17
1968	7	1983	12	1998	13	2013	9
1969	17	1984	17	1999	10	2014	10
1970	14	1985	9	2000	15	2015	6
1971	7	1986	18	2001	18	2016	12
1972	13	1987	10	2002	13	2017	15
1973	18	1988	20	2003	14	2018	10
1974	21	1989	13	2004	9	2019	22
1975	11	1990	9	2005	15	TOTAL	754

BATTING DATA - HOME RUNS

INSIDE PARK		TWINS			YEAR	OPPONENTS			INSIDE PARK	
HOME	ROAD	TOTAL	HOME	ROAD		TOTAL	HOME	ROAD	HOME	ROAD
1	0	167	92	75	1961	163	89	74	1	1
0	1	185	97	88	1962	166	96	70	0	2
0	2	225	112	113	1963	162	99	63	0	1
2	1	221	115	106	1964	181	88	93	0	0
1	2	150	67	83	1965	166	89	77	1	0
1	0	144	94	50	1966	139	83	56	0	0
1	0	131	70	61	1967	115	63	52	0	1
0	0	105	50	55	1968	92	51	41	0	0
1	0	163	79	84	1969	119	61	58	0	2
0	0	153	66	87	1970	130	53	77	0	0
0	1	116	57	59	1971	139	71	68	0	0
1	0	93	52	41	1972	105	54	51	2	0
0	0	120	56	64	1973	115	60	55	1	0
0	1	111	60	51	1974	115	55	60	0	0
1	1	121	75	46	1975	137	88	49	0	2
0	0	81	34	47	1976	89	52	37	0	1
0	0	123	61	62	1977	151	79	72	0	0
0	0	82	44	38	1978	102	39	63	0	0
2	0	112	67	45	1979	128	61	67	0	0
1	1	99	51	48	1980	120	64	56	1	0
0	0	47	25	22	1981	79	47	32	0	0
2	2	148	81	67	1982	208	110	98	0	1
0	1	141	56	85	1983	163	91	72	0	1
3	0	114	63	51	1984	159	77	82	2	0
1	0	141	71	70	1985	164	83	81	0	0
3	0	196	116	80	1986	200	107	93	1	0
1	1	196	106	90	1987	210	92	118	0	1
2	0	151	76	75	1988	146	79	67	0	1
0	0	117	59	58	1989	139	69	70	1	0
1	0	100	46	54	1990	134	69	65	3	0
0	1	140	62	78	1991	139	75	64	0	0
0	0	104	56	48	1992	121	56	65	0	1
0	0	121	56	65	1993	148	70	78	0	0
1	0	103	48	55	1994	153	88	65	0	0
0	0	120	59	61	1995	210	120	90	0	0
0	0	118	61	57	1996	233	121	112	1	0
3	0	132	59	73	1997	187	92	95	0	0
0	0	115	51	64	1998	180	93	87	0	0
0	1	105	47	58	1999	208	109	99	0	0
1	0	116	54	62	2000	212	106	106	0	0
0	1	164	76	88	2001	192	89	103	0	0
0	0	167	68	99	2002	184	82	102	1	0
0	0	155	76	79	2003	187	95	92	0	0
0	0	191	89	102	2004	167	83	84	0	0
0	0	134	67	67	2005	169	81	88	0	0
0	0	143	69	74	2006	182	79	103	0	0
1	0	118	48	70	2007	185	82	103	1	0
0	0	111	56	55	2008	183	82	101	0	1
0	0	172	96	76	2009	185	93	92	0	0
0	0	142	52	90	2010	155	64	91	0	2
0	0	103	46	57	2011	161	80	81	0	2
0	0	131	69	62	2012	198	98	100	1	0
0	0	151	68	83	2013	168	74	94	0	0
0	1	128	67	61	2014	147	72	75	0	0
0	0	156	85	71	2015	163	79	84	1	0
1	1	200	98	102	2016	221	114	107	0	0
2	0	206	110	96	2017	224	102	122	0	0
0	0	166	86	80	2018	198	88	110	1	0
0	0	307	137	170	2019	198	98	100	0	1
34	19	8,272	4,114	4,158	TOTALS	9,494	4,784	4,710	19	21

TWINS CAREER LEADOFF HOMERS

PLAYER	YEARS	HOMERS	PLAYER	YEARS	HOMERS
Brian Dozier.....	2012-18.....	28	29 players tied.....		1
Jacque Jones.....	1999-05.....	20	TOTALS		171
Chuck Knoblauch.....	1991-97.....	14	LAST 10	DATE	PITCHER
Dan Gladden.....	1987-91.....	12	Mitch Garver.....	8/31/19 at Detroit.....	Matthew Boyd
Shannon Stewart.....	2003-06.....	7	Max Kepler.....	8/24/19 vs. Detroit.....	Edwin Jackson
Max Kepler.....	2015-19.....	6	Mitch Garver.....	8/14/19 at Milwaukee.....	Gio Gonzalez
Zoilo Versalles.....	1961-67.....	6	Max Kepler.....	8/1/19 at Miami.....	Jordan Yamamoto
César Tovar.....	1965-72.....	5	Mitch Garver.....	7/20/19 vs. Oakland.....	Brett Anderson
Shane Mack.....	1990-94.....	5	Max Kepler.....	7/13/19 at Cleveland.....	Trevor Bauer
Denard Span.....	2008-12.....	5	Max Kepler.....	6/6/19 at Cleveland.....	Trevor Bauer
Kirby Puckett.....	1984-95.....	4	Max Kepler.....	4/28/19 vs. Baltimore.....	Dylan Bundy
Eduardo Núñez.....	2014-16.....	4	Max Kepler.....	4/7/19 at Philadelphia.....	Zach Eflin
5 players tied.....		3	Joe Mauer.....	8/18/18 vs. Detroit.....	Ryan Carpenter
7 players tied.....		2			

BATTING DATA - HOME RUNS

INSIDE-THE-PARK HOME RUNS

TWINS

#	PLAYER	DATE	PITCHER	INN	ON	OPP
1	Killebrew	7-4-61	McLish	8	2	CWS
2	Versalles	4-27-62	Donovan	9	0	at CLE
3	Hall, J	9-22-63	Heffner	1	1	at BOS
4	Power	9-28-63	Ford	1	0	at NYY
5	Oliva	7-4-64	Bouton	5	0	at NYY
6	Rollins	8-4-64	Monbouquette	2	1	BOS
7	Oliva	9-4-64	Gray	8	1	BOS
8	Versalles	4-22-65	Ramos	9	0	at NYY
9	Hall, J	6-4-65	Kopitz	4	0	WAS
10	Rollins	6-18-65	Stafford	4	0	at NYY
11	Oliva	6-4-66	Kelley	1	0	CLE
12	Uhlhaender	5-8-67	Ortega	2	1	WAS
13	Carew	5-13-69	Cuellar	8	0	BAL
14	Nettles, J	7-22-71	Peterson	7	1	at NYY
15	Soderholm*	10-4-72	Frailing	6	0	CWS
16	Thompson	6-24-74	Clyde	4	1	at TEX
17	Ford	6-17-75	Blue	4	0	OAK
18	Brye*	9-7-75	Osteen	7	0	at CWS
19	Landreux	5-8-79	Moore	7	0	TOR
20	Castino	5-15-79	Lyle	7	0	TEX
21	Sofele	7-11-80	Abbott	7	0	at SEA
22	Cubbage	8-20-80	Todd	6	1	TOR
23	Brunansky	5-28-82	Guidry	4	0	NYY
24	Brunansky	7-19-82	Augustine	3	3	MIL
25	Ward	9-10-82	Gura	7	2	at KC
26	Hrbek	9-30-82	Leal	1	1	at TOR
27	Brunansky	9-25-83	Creel	6	0	at KC
28	Bush	6-23-84	Seaver	6	0	CWS
29	Teufel	6-24-84	Dotsen	9	2	CWS
30	Hrbek	9-11-84	Leibrandt	7	1	KC
31	Engle	7-3-85	Heaton	6	0	CLE
32	Washington	7-3-86	Boddicker	6	2	BAL
33	Gagne	10-4-86	Bannister	2	0	CWS
34	Gagne	10-4-86	Bannister	4	2	CWS
35	Gaetti	5-31-87	Robinson	2	0	at DET
36	Gagne	9-24-87	Hough	6	1	TEX
37	Lombardozi	7-8-88	Wegman	6	1	MIL
38	Lombardozi	9-28-88	Burns	8	0	OAK
39	Larkin	5-26-90	Boddicker	6	0	BOS
40	Pagliarulo	5-19-91	Petry	3	0	at DET
41	Mack	5-17-94	Key	4	0	NYY
42	Becker	4-26-97	Witt	6	0	TEX
43	Meares	5-25-97	Prieto	3	0	OAK
44	Kelly	8-8-97	Gooden	1	1	NYY
45	Walker	9-5-99	Rupe	4	0	at TB
46	Ortiz	7-5-00	Garces	9	2	BOS
47	Moeller	7-29-00	Mendoza	8	2	NYY
48	Hunter	7-26-01	Guthrie	6	0	at OAK
49	Mauer	7-21-07	Shields	8	2	LAA
50	Suzuki	5-20-14	Vincent	8	0	at SD
51	Núñez	6-2-16	Moore	1	0	TB
52	Buxton	10-2-16	Sale	1	0	at CWS
53	Dozier	4-16-17	Shields	5	0	CWS
54	Buxton	8-18-17	Godley	4	0	ARI

OPPONENTS

#	PLAYER	DATE	PITCHER	INN	ON	OPP
1	Geiger	8-8-61	Pascual	3	3	at BOS
2	Fox	9-6-61	Ramos	2	0	CWS
3	Hower	4-12-62	Lee	4	2	at KC
4	Hower	6-16-62	Stange	5	0	at KC
5	Landis	4-21-63	Lasher	6	0	at CWS
6	Mathews	5-3-64	Kaat	5	0	at KC
7	Repoz	7-9-65	Boswell	5	0	NYY
8	Scott	7-29-67	Perry	2	1	at BOS
9	Alomar	6-23-69	Woodson	1	0	at CAL
10	Blair	8-8-69	Miller	1	0	at BAL
11	Allen	7-31-72	Blyleven	1	2	CWS
12	Allen	7-31-72	Blyleven	5	1	CWS
13	May	6-11-73	Kaat	3	1	MIL
14	LeFlore	5-27-75	Blyleven	5	0	at DET
15	Patek	8-7-75	Albury	1	0	at KC
16	Breit	10-3-76	Hughes	9	0	at KC
17	Cerone	5-4-80	Verhoeven	5	2	NYY
18	Stapleton	5-3-82	Felton	1	1	at BOS
19	Wathan	9-23-83	Pettibone	7	0	at KC
20	Wilson	6-1-84	Smithson	3	2	KC
21	Whitaker	7-13-84	Lysander	11	1	DET
22	Pasqua	7-12-86	Anderson	7	0	NYY
23	Tartabull	10-3-87	Blyleven	2	0	at KC
24	Tartabull	5-25-88	Blyleven	6	0	at KC
25	Carter	7-18-89	Viola	6	0	CLE
26	Espinosa	7-21-90	Guthrie	8	0	NYY
27	José	7-29-90	West	2	0	OAK
28	Karkovics	8-30-90	West	4	3	CWS
29	White, D	6-1-92	Willis	10	0	TOR
30	Erdst	9-6-96	Radke	9	0	CAL
31	Christenson	5-21-00	Hawkins	8	1	at OAK
32	Beltrán	8-4-02	Lohse	1	0	KC
33	Kawfard	4-13-07	Santana	6	0	TB
34	Fielder	6-17-07	Nathan	9	0	MIL
35	Teahen	5-27-08	Nathan	9	2	at KC
36	Gardner	5-15-09	Crain	7	0	at NYY
37	Dejesus	4-23-10	Pavano	6	0	at KC
38	Bautista	7-7-10	Slowey	5	1	at TOR
39	Betancourt	6-25-11	Swarzak	5	0	at MIL
40	Granderson	8-21-11	Mijares	7	0	NYY
41	Bourjos	4-11-12	Pavano	5	2	LAA
42	McCann	4-29-15	Thompson	6	1	DET
43	Butera	7-22-18	Hildenberger	7	2	at KC
44	Mondesi	4-2-19	Rogers	8	0	at KC

(* — denotes pinch-hitter)

HISTORY RECORDS

TWINS ALL-TIME 2-PLUS-HOMER GAMES

PLAYER	#	PLAYER	#	PLAYER	#	PLAYER	#
Killebrew	35	Cruz	7	Thome	4	Meares	2
Morneau	20	Cuddyer	6	Willingham	4	Mientkiewicz	2
Oliva	18	Darwin	6	Carew	3	Mitterwald	2
Hrbek	16	Kubel	6	Gagne	3	Ortiz	2
Allison	15	Garver	5	Plouffe	3	Power	2
Gaetti	13	Muñoz, P	5	Soderholm	3	Prince	2
Puckett	13	Reese	5	Versalles	3	Rollins	2
Brunansky	11	Smalley	5	Allen	2	Salas	2
Hunter	9	Schoop	5	Aleya	2	Steinbach	2
Mincher	9	Bush	4	Battley	2	Teufel	2
Rosario	9	Cordova	4	Castillo, C	2	Tovar	2
Dozier	8	Davis, C	4	Castro	2	Winfield	2
Hall, J	8	Escobar	4	Cave	2	Young, D	2
Jones, J	8	Ford	4	Doumit	2	49 players	1
Koskie	8	Lawton	4	Hisle	2	TOTAL	429
Kepler	8	Laudner	4	Knoblauch	2		
Sano	8	LeCroy	4	Kusick	2		
Coomer	7	Mauer	4	Mack	2		

TWO-HOMER INNING

Michael Cuddyer.....7th inning, August 23, 2009 at Kansas City

BATTING DATA - GRAND SLAMS

#	PLAYER	DATE	INNING	OPP.	PITCHER	#	PLAYER	DATE	INNING	OPP.	PITCHER
1	Allison	4-16-61	1st	at BAL	Estrada	65	Smalley*	6-25-78	4th	at CWS	Willoughby
2	Dobbeke	5-19-61	3rd	KC	Rakow	66	Cubbage	8-8-78	6th	at SEA	Parrott
3	Allison	6-27-61	6th	BOS	Conley						
4	Killebrew	7-1-61	9th	at KC	Kunkel	67	Edwards	7-15-79	3rd	at TOR	Clancy
5	Allison	7-3-61	7th	CWS	Lown						
6	Becquer*^	7-4-61	9th	CWS	Hacker	68	J. M. Morales	6-19-80	3rd	DET	Schatzeder
7	Lepcio	7-13-61	1st	at CLE	Grant	69	Wilfong	9-17-80	7th	at MIL	Mitchell
8	Tuttle	8-13-61	4th	DET	Regan	70	Smalley	4-18-81	3rd	at CAL	Travers
9	Mincher	4-28-62	7th	at CLE	Funk	71	Ward	5-10-82	4th	BOS	Torrez
10	Mincher	5-3-62	1st	BAL	Pappas	72	Hrbek	6-10-82	5th	KC	Armstrong
11	Power	5-13-62	7th	KC	Pfister	73	Brunansky+	7-19-82	3rd	MIL	Augustine
12	Allison	7-18-62	1st	CLE	Latman	74	Gaetti	7-26-82	1st	at SEA	Bannister
13	Killebrew	7-18-62	1st	CLE	Perry	75	Gaetti	9-19-82	5th	KC	Armstrong
14	Power	9-19-62	6th	DET	Humphreys						
15	Killebrew	5-24-63	5th	CWS	Herbert	76	Brunansky	9-1-83	7th	at BOS	Aponte
16	Power	5-29-63	5th	WAS	Coates	77	Hrbek	4-16-84	6th	CAL	Curtis
17	Mincher	7-14-63	1st	CLE	Latman	78	Bush	7-28-84	5th	CAL	Slaton
18	Killebrew	9-11-63	8th	CLE	Bell						
19	Batthey	5-1-64	6th	at KC	Drabowsky	79	Gaetti	5-8-85	1st	NY Y	Cowley
20	Oliva	5-7-64	6th	LA	Spring	80	Bush	5-12-85	1st	at BAL	Dixon
21	Killebrew	5-17-64	4th	at BOS	Wilson	81	Hrbek	7-18-85	7th	NY Y	Fisher
22	Rollins	7-19-64	7th	LA	D. Lee	82	Hrbek	7-22-85	2nd	BAL	Davis
23	Mincher	8-23-64	8th	at DET	Gladding	83	Hrbek	8-15-85	5th	SEA	Long
24	Pascual	4-27-65	1st	at CLE	Williams	84	Gaetti	7-5-86	1st	BAL	Flanagan
25	Versalles	9-30-65	5th	at BAL	Pappas	85	Lombardozi	10-3-86	4th	CWS	Dotson
26	Hall, J^	8-2-66	9th	BOS	McMahon	86	Brunansky	5-20-87	6th	at CLE	Candiotti
27	Rollins	8-23-66	3rd	at WAS	Richert	87	Laudner	6-14-87	2nd	at WASH	DeLeon
28	Killebrew	9-3-66	7th	NY Y	Womack						
29	Mincher	9-23-66	1st	DET	McLain	88	Gaetti	5-22-88	9th	at TEX	Williams
30	Rollins	6-12-67	3rd	DET	Marshall	89	Gagne	6-3-88	2nd	OAK	Stewart
31	Killebrew	4-29-69	3rd	KC	Nelson	90	Dwyer*	9-15-88	6th	CWS	Pall
32	Reese*	8-3-69	7th	BAL	McNally						
33	Tovar	9-4-69	10th	at OAK	Krausse	91	C. Castillo	4-11-89	8th	at DET	Hernandez
34	Killebrew	9-7-69	2nd	at OAK	Blue	92	Gladden	5-31-89	6th	at KC	Gordon
35	Alaya	4-15-70	6th	at CAL	Messersmith	93	Dwyer	6-10-89	8th	CWS	Thigpen
36	Renick	4-18-70	4th	at OAK	Downing	94	Hrbek	9-12-89	7th	TOR	Ward
37	Reese*	6-7-70	6th	at WAS	Bosman						
38	Renick*	6-30-70	6th	KC	Johnson	95	Harper	5-5-90	8th	at MIL	Plesac
39	Alaya	9-7-70	1st	MIL	Krausse	96	Gaetti	9-23-90	1st	TEX	Hough
40	Cardenas	9-15-70	2nd	CAL	Bradley						
41	Nettles, J	7-20-71	6th	at NY Y	Bahnsen	97	Muñoz	6-12-91	1st	NY Y	Johnson
42	Killebrew*	9-3-71	6th	OAK	Grant	98	Mack	6-14-91	5th	at CLE	Nichols
43	Killebrew	5-28-72	3rd	TEX	Gogolewski	99	Hrbek	7-31-91	2nd	at NY Y	Sanderson
44	Soderholm	6-26-72	7th	CAL	Fisher	100	Mack	9-2-91	8th	CLE	Olin
45	Reese*	7-9-72	7th	NY Y	McDaniel						
46	Darwin	7-10-72	1st	MIL	Stephenson	101	Mack	5-24-92	4th	at DET	Tanana
47	Walton*	4-17-73	7th	CAL	Barber	102	Puckett	5-29-92	4th	DET	Lancaster
48	Darwin	6-29-73	8th	at CAL	Ryan	103	Puckett	6-3-92	3rd	TOR	Guzman
49	Oliva	8-17-73	2nd	at CLE	Bosman	104	Harper	8-1-92	8th	MIL	Henry
50	Darwin	4-14-74	7th	KC	Bird	105	Puckett	8-14-92	3rd	at SEA	Fisher
51	Soderholm	6-14-74	3rd	at CLE	Sanders						
52	Hisle	8-24-74	2nd	at BAL	Garland	106	Hrbek	4-21-93	5th	MIL	Lloyd
53	Roof	9-8-74	6th	at KC	Mingori	107	Winfield	4-23-93	3rd	DET	Moore
54	Oliva*	6-29-75	6th	at TEX	Umbarger	108	Puckett	6-12-93	3rd	OAK	B. Witt
55	Carew	6-26-76	2nd	OAK	Mitchell	109	Puckett	9-11-93	5th	at TEX	Pavlik
56	Carew	7-4-76	8th	CAL	Monge						
57	Cubbage	7-7-76	8th	at MIL	Castro	110	Walbeck	5-4-94	6th	at MIL	Orosco
58	Wynegar	7-30-76	5th	OAK	Bosman	111	Mack	7-8-94	1st	CLE	Grimmsley
59	Carew*	9-9-76	7th	at TEX	Hargan	112	Puckett	8-10-94	2nd	BOS	Bankhead
60	Hisle	4-24-77	4th	at TEX	Briles	113	Puckett	6-16-95	6th	at SEA	Johnson
61	Hisle	5-25-77	7th	at BOS	Murphy	114	Merullo	8-5-95	7th	KC	Brewer
62	Adams, G	6-26-77	2nd	CWS	Stone						
63	Cubbage	8-5-77	4th	CLE	Dobson	115	Knoblauch	6-5-96	4th	CAL	Eichhorn
64	Carew	8-12-77	3rd	at DET	Crawford	116	Lawton	6-30-96	3rd	at KC	Gubicza
						117	Molitor	4-3-97	2nd	DET	Blair
						118	Jackson	5-16-97	4th	BOS	Borland
						119	Colbrunn*	8-4-97	5th	TOR	Daal
						120	Miller	9-22-97	2nd	MIL	D'Amico
						121	Coomer	4-25-98	9th	at SEA	Slocumb
						122	Lawton	5-9-98	6th	NY Y	Pettitte
						123	Gates	6-21-98	4th	at CWS	Bere

(* — denotes pinch-hitter; + — denotes inside-the-park; ^ — denotes walk-off)

BATTING DATA – GRAND SLAMS

#	PLAYER	DATE	INNING	OPP.	PITCHER	#	PLAYER	DATE	INNING	OPP.	PITCHER
124	Lawton*	4-17-99	8th	at CLE	Spradlin	160	Kubel	4-19-09	8th	LAA	Bulger
125	Hunter	4-26-99	4th	BOS	Wakefield	161	Crede^	5-13-09	13th	DET	Lyon
126	Hocking	6-4-99	2nd	HOU	Hampton	162	Mauer	5-21-09	6th	at CWS	Gobble
127	Koskie	7-24-99	5th	SEA	Rodriguez	163	Morneau	5-24-09	7th	MIL	Stetter
128	Canizaro	8-25-00	4th	DET	Blair	164	Morneau	7-20-09	2nd	at OAK	Gonzalez
129	Ortiz	9-7-00	1st	at BOS	R. Martinez	165	Young	10-2-09	1st	KC	DiNardo
130	Hunter	6-8-01	5th	PIT	Oliveras	166	Kubel	5-16-10	8th	at NYY	Rivera
131	Guzmán	6-24-01	7th	at DET	Borkowski	167	Kubel	7-25-10	3rd	at BAL	Arrieta
132	Jones	7-12-01	2nd	at MIL	Haynes	168	Valencia	7-26-10	1st	at KC	Greinke
133	Koskie	9-8-01	4th	at ANA	Rapp	169	Valencia	9-25-10	1st	at DET	Bonderman
134	Jones	5-28-02	2nd	at TEX	Park	170	Cuddyer	8-3-11	5th	at LAA	Takahashi
135	Hunter	7-5-02	7th	at SEA	Nelson	171	Tosoni	9-27-11	6th	KC	Mazzaro
136	Cuddyer	8-1-02	3rd	CWS	Wright	172	Mauer	9-1-12	2nd	at KC	Hochevar
137	Pierzynski	5-7-03	5th	at TB	Kennedy	173	Doumit	9-29-12	8th	DET	Benoit
138	Pierzynski	6-12-03	1st	COL	Oliver	174	Herrmann	7-23-13	10th	at LAA	Frieri
139	LeCroy*	5-19-04	9th	at TOR	Adams	175	Morneau	8-9-13	4th	at CWS	Jones
140	Punto	7-22-04	7th	TB	Colome	176	Colabello	9-2-13	9th	at HOU	Lo
141	Hunter	6-1-05	3rd	CLE	Lee	177	Arcia	6-5-14	3rd	MIL	Peralta
142	Morneau	9-30-05	8th	DET	Walker	178	Plouffe	5-3-15	3rd	CWS	Danks
143	Hunter	4-5-06	8th	at TOR	Frasor	179	Plouffe	7-17-15	6th	at OAK	Gray
144	Batista	5-19-06	8th	at MIL	Capellan	180	Rosario	9-3-15	3rd	CWS	Samardzija
145	Cuddyer	6-7-06	8th	at SEA	Soriano	181	Kepler	7-10-16	5th	at TEX	Griffin
146	Cuddyer	6-10-06	7th	BAL	Halama	182	Buxton	9-4-16	2nd	CWS	Ranaudo
147	Kubel^	6-13-06	12th	BOS	Tavarez	183	Dozier	8-8-17	4th	MIL	Garza
148	Morneau	6-14-06	6th	BOS	Delcarmen	184	Rosario	8-20-17	1st	ARI	Shipleigh
149	Hunter	6-28-06	1st	LAD	Peréz	185	Kepler	8-26-17	8th	at TOR	Tepera
150	Hunter	4-17-07	5th	at SEA	Weaver	186	Mauer	9-17-17	5th	TOR	Rowley
151	Hunter	5-18-07	3rd	at MIL	Capuano	187	Rosario	4-20-18	8th	at TB	Romo
152	Mauer	6-29-07	5th	at DET	Verlander	188	Adrianza	6-12-18	7th	at DET	Saupold
153	Kubel	7-6-07	4th	at CWS	Garland	189	Grossman	7-2-18	5th	at MIL	Suter
154	Hunter	8-15-07	9th	at SEA	Green	190	Dozier^	7-15-18	10th	vs. TB	Andriese
155	Cuddyer	8-22-07	1st	SEA	Batista	191	Cave	8-15-18	2nd	vs. KC	Duffy
156	Kubel	4-9-08	6th	at CWS	Masset	192	Mauer	9-11-18	5th	vs. NYY	Kahnle
157	Morneau	4-25-08	3rd	at TEX	Millwood	193	Buxton	5-18-19	2nd	at SEA	LeBlanc
158	Kubel	5-25-08	8th	at DET	Cruceta	194	Sanó	9-14-19	8th	at CLE	Goody
159	Morneau	9-5-08	5th	DET	Galarrraga						

(* — denotes pinch-hitter; + — denotes inside-the-park; ^ — denotes walk-off)

TWINS CAREER GRAND SLAM LEADERS

PLAYER	GRAND SLAMS	YEARS	PLAYER	GRAND SLAMS	YEARS
Harmon Killebrew.....	10	1961-74	Shane Mack.....	4	1990-94
Torii Hunter.....	9	1997-2007, '15	Tom Brunansky.....	3	1982-88
Kent Hrbek.....	8	1981-94	Mike Cabbage.....	3	1976-80
Jason Kubel.....	7	2004-11, '14	Bob Darwin.....	3	1972-75
Justin Morneau.....	7	2003-13	Larry Hisle.....	3	1973-77
Kirby Puckett.....	7	1984-95	Matt Lawton.....	3	1995-2001
Gary Gaetti.....	6	1981-90	Tony Oliva.....	3	1962-76
Michael Cuddyer.....	5	2001-11	Vic Power.....	3	1962-64
Joe Mauer.....	5	2004-18	Rich Reese.....	3	1964-73
Don Mincher.....	5	1961-66	Rich Rollins.....	3	1961-68
Bob Allison.....	4	1961-70	Eddie Rosario.....	3	2015-18
Rod Carew.....	4	1967-78			

GRAND SLAM INDIVIDUAL RECORDS

Grand Slams, Game.....	1, many
Grand Slams, Season.....	3, Allison, 1961, Carew, 1976, Hrbek, 1985, Puckett, 1992, Hunter, 2007
Grand Slams, Career.....	10, Killebrew, 1961-74
Pinch-Hit GS, Season.....	1, 12x, last LeCroy, May 19, 2004 at TOR
Pinch-Hit GS, Career.....	3, Reese, 1964-73
Inside Park GS.....	Brunansky, July 19, 1982 vs. MIL

GRAND SLAM TEAM RECORDS

Grand Slams, Game.....	2, Allison and Killebrew, July 18, 1962 vs. CLE
Most Grand Slams, Season.....	8, 1961
Fewest Grand Slams, Season.....	0, 1968
Pinch-Hit GS, Season.....	2, Reese and Renick, 1970

BATTING DATA - 3+ HRs IN AN INNING

DATE	INN	PLAYERS	PITCHERS	OPPONENT
5-10-61	2	Gardner Versalles Killebrew	Hall Hall Stock	Baltimore
6-19-62	4	Kaat Power Allison	Zanni Zanni Zanni	at Chicago-AL
7-18-62	1	Allison * Battey * Killebrew	Latman Latman Perry	Cleveland
5-2-64	11	Oliva + Allison + J. Hall + Killebrew +	Pfister Pfister Pfister Handrahan	at Kansas City
6-14-64	6	Killebrew J. Hall Kaat	Duckworth Duckworth Duckworth	at Washington
6-28-64	7	Versalles Killebrew * Allison *	Fisher Fisher Fisher	Chicago-AL
8-8-64	5	Oliva J. Hall * Allison *	Donovan Donovan Bell	at Cleveland
6-9-66	7	Rollins * Versalles * Oliva + Mincher + Killebrew +	Hunter Hunter Lindblad Lindblad Wyatt	Kansas City
5-14-68	1	Carew Oliva Rollins	Hunter Hunter Hunter	Oakland
4-15-70	6	Tovar Aleya Cardenas	Messersmith Messersmith Queen	at California
7-12-72	5	Renick Darwin * Soderholm *	Brett Brett Brett	Milwaukee
7-15-73	8	Mitterwald + Lis + Holt +	G. Perry G. Perry G. Perry	Cleveland
5-8-79	7	Smalley * Kusick * Landreaux	Moore Moore Moore	Toronto
9-17-80	7	Wifong G. Adams * R. Jackson *	Mitchell Mitchell LaPoint	at Milwaukee
5-16-82	1	R. Johnson * Brunansky * Castino	Pashnick Pashnick Pashnick	at Detroit
6-7-82	8	Washington + Brunansky + Hrbek +	Creel Creel Quisenberry	Kansas City
8-19-82	1	Brunansky Ward * Gaetti *	McGregor McGregor Boddicker	Baltimore
5-16-83	9	Engle * Mitchell * Gaetti Hatcher	Beard Beard Beard Burgmeier	Oakland
5-23-83	5	Brunansky * Engle * Ward	G. Davis G. Davis Welchel	at Baltimore
7-25-83	3	Ward Hrbek Washington	Caldwell Caldwell Gibson	Milwaukee
6-4-86	7	Brunansky Smalley Reed	Stieb Stieb Acker	at Toronto

DATE	INN	PLAYERS	PITCHERS	OPPONENT
6-20-86	5	Washington Hrbek * Brunansky *	Oelkers Oelkers Oelkers	Cleveland
6-1-87	7	Gladden Gaetti Brunansky	Clemens Clemens Gardner	at Boston
9-27-87	1	Puckett * Gaetti * Hrbek	Leibrandt Leibrandt Leibrandt	Kansas City
7-31-91	2	Davis Mack Hrbek	Sanderson Sanderson Sanderson	at New York-AL
5-2-92	5	Mack Puckett * Hrbek * Bush	Sanderson Sanderson Sanderson Sanderson	at New York-AL
4-9-00	6	Coomer + Jones + LeCroy +	Rigby Rigby Rigby	at Kansas City
7-12-01	3	Mientkiewicz+ Koskie+ Hunter+	Haynes Haynes Haynes	at Milwaukee
8-19-02	1	Jones* Guzmán* Ortiz	Glover Glover Glover	at Chicago-AL
5-8-09	5	Mauer* Morneau* Buscher	Jakubauskas Jakubauskas Batista	Seattle
8-10-10	2	Thome Hardy Mauer	Garcia Garcia Garcia	at Chicago-AL
8-6-12	2	Willingham* Morneau* Doumit	McAllister McAllister Tomlin	at Cleveland
5-30-13	4	Dozier* Mauer* Doumit	Lohse Lohse Lohse	Milwaukee
8-3-14	9	Parmelee+ Arcia+ Fryer+	Rienzo Rienzo Rienzo	at Chicago-AL
6-26-16	6	Dozier+ Plouffe+ Kepler+	Eovaldi Eovaldi Eovaldi	at New York-AL
5-2-17	7	Buxton* Dozier* Mauer	Valdez Valdez Valdez	Oakland
8-8-17	4	Rosario Dozier* Kepler*	Garza Garza Garza	Milwaukee
4-26-19	2	Cruz+ Rosario+ Cron+	Cobb Cobb Cobb	Baltimore
4-27-19	8	Gonzalez Castro* Kepler*	Yacabonis Yacabonis Yacabonis	Baltimore
5-18-19	3	Cron Sanó Schoop	LeBlanc LeBlanc Markel	at Seattle
5-23-19	7	Sanó Schoop Kepler	Ramirez Ramirez Allen	at Los Angeles-AL
8-3-19	2	Cron Polanco* Cruz*	Duffy Duffy Duffy	Kansas City

(* — back-to-back; + — consecutive)

PITCHING DATA - YEARLY LEADERS

WINS		ERA		STRIKEOUTS	
1961	Pascual 15-16	Pascual 3.46	Pascual 221		
1962	Pascual 20-11	Kaat 3.14	Pascual 206		
1963	Pascual 21-9	Pascual 2.47	Pascual 202		
1964	Kaat 17-11	Kaat 3.22	Pascual 213		
1965	Grant *21-7	Perry 2.63	Kaat 154		
1966	Kaat *25-13	Perry 2.54	Kaat 205		
1967	Chance 20-14	Merritt 2.53	Chance 220		
1968	Chance 16-16	Chance 2.53	Chance 234		
1969	Boswell and Perry 20-12 and 20-6	Perry 2.82	Boswell 190		
1970	Perry ^24-12	Perry 3.03	Hall 184		
1971	Perry 17-17	Blyleven 2.82	Blyleven 224		
1972	Blyleven 17-17	Corbin 2.61	Blyleven 228		
1973	Blyleven 20-17	Blyleven 2.52	Blyleven 258		
1974	Blyleven 17-17	Blyleven 2.66	Blyleven 249		
1975	Hughes 16-14	Blyleven 3.00	Blyleven 233		
1976	Campbell 17-5	Campbell 3.00	Goltz 133		
1977	Goltz *20-11	Goltz 3.36	Goltz 186		
1978	Goltz 15-10	Goltz 2.50	Erickson 121		
1979	Koosman 20-13	Koosman 3.38	Koosman 157		
1980	Koosman 16-13	Erickson 3.25	Koosman 149		
1981	Redfern 9-8	Arroyo 3.94	Redfern 77		
1982	Castillo 13-11	Castillo 3.66	Havens 129		
1983	Schrom 15-8	Schrom 3.71	Viola 127		
1984	Viola 18-12	Viola 3.21	Viola 149		
1985	Viola 18-14	Viola 4.09	Viola 135		
1986	Blyleven 17-14	Blyleven 4.01	Blyleven 215		
1987	Viola 17-10	Viola 2.90	Viola 197		
1988	Viola #24-7	Anderson *2.45	Viola 193		
1989	Anderson 17-10	Viola 3.79	Viola 138		
1990	Tapani 12-8	Anderson 4.53	Guthrie and Tapani 101		
1991	Erickson 20-8	Tapani 2.99	Morris 163		
1992	Smiley and Tapani 16-9 and 16-11	Smiley 3.21	Smiley 163		
1993	Tapani 12-15	Banks 4.04	Tapani 150		
1994	Tapani 11-7	Tapani 4.62	Erickson 104		
1995	Radke 11-14	Tapani 4.92	Tapani 88		
1996	Rodríguez 13-14	Radke 4.46	Radke 148		
1997	Radke 20-10	Swindell 3.58	Radke 174		
1998	Radke 12-14	Trombly 3.63	Radke 146		
1999	Radke 12-14	Radke 3.75	Milton 163		
2000	Milton 13-10	Hawkins 3.39	Milton 160		
2001	Mays 17-13	Mays 3.16	Milton 157		
2002	Reed 15-7	Reed 3.78	J. Santana 137		
2003	Lohse and Radke 14-11 and 14-10	J. Santana 3.07	J. Santana 169		
2004	J. Santana 20-6	J. Santana *2.61	J. Santana *265		
2005	J. Santana 16-7	J. Santana 2.87	J. Santana #238		
2006	J. Santana ^19-6	J. Santana #2.77	J. Santana #245		
2007	J. Santana 15-13	J. Santana 3.33	J. Santana 235		
2008	Perkins and Slowey 12-4 and 12-11	Baker 3.45	Baker 141		
2009	Baker 15-9	Blackburn 4.03	Baker 162		
2010	Pavano 17-11	Liriano 3.62	Liriano 201		
2011	Liriano/Pavano/Duensing 9-10/9-13/9-14	Baker 3.14	Baker 123		
2012	Diamond 12-9	Diamond 3.54	Liriano 109		
2013	Correia 9-13	Correia 4.18	Correia and Pelfrey 101		
2014	P. Hughes 16-10	P. Hughes 3.52	P. Hughes 186		
2015	Gibson and P. Hughes 11-11 and 11-9	Gibson 3.84	Gibson 145		
2016	Duffey 9-12	E. Santana 3.38	E. Santana 149		
2017	E. Santana 16-8	E. Santana 3.28	E. Santana 167		
2018	Berrios 12-11	Gibson 3.62	Berrios 202		
2019	Odorizzi 15-7	Odorizzi 3.51	Berrios 195		

* — league leadership

+ — tie for league leadership

— major league leadership

^ — tie for major league leadership

HISTORY / RECORDS

TWINS ALL-TIME 20-GAME WINNERS

PITCHER	YEAR	RECORD
Camilo Pascual	1962	20-11
Camilo Pascual	1963	21-9
Mudcat Grant	1965	21-7
Jim Kaat	1966	25-13
Dean Chance	1967	20-14
Jim Perry	1969	20-6
Dave Boswell	1969	20-12
Jim Perry*	1970	24-12

PITCHER	YEAR	RECORD
Bert Blyleven	1973	20-17
Dave Goltz	1977	20-11
Jerry Koosman	1979	20-13
Frank Viola*	1988	24-7
Scott Erickson	1991	20-8
Brad Radke	1997	20-10
Johan Santana*	2004	20-6

(* - also won Cy Young Award)

PITCHING DATA - LOW-HIT GAMES

TWINS NO-HITTERS

#	PITCHER	DATE	OPPONENT	ON BASE	SCORE
1	Jack Kralick	8-26-62	Kansas City	1	1-0
2	Dean Chance	8-25-67 (2)	at Cleveland	6	2-1
3	Scott Erickson	4-27-94	Milwaukee	5	6-0
4	Eric Milton	9-11-99	Anaheim	2	7-0
5	Francisco Liriano	5-3-11	at Chicago-AL	6	1-0

*Dean Chance pitched a 5-inning shortened no-hit game on August 6, 1967 vs. Boston that is not considered an official no-hitter.

ONE-HITTERS

#	PITCHER	DATE	OPPONENT	HITTER	HIT	FIELD	INN	OUT	SCORE
1	Gerry Arrigo	6-26-64 (1)	Chicago-AL	Hershberger	single	CF	9	0	2-0
2	Mudcat Grant	9-25-65 (1)	at Washington	Blasingame	double	RF	3	2	5-0
3	Dave Boswell	7-30-66	Baltimore	Snyder	single	RF	7	0	7-0
4	Dean Chance	5-11-67	Kansas City	Cater	single	RF	4	2	8-0
5	Bert Blyleven	5-24-73	Kansas City	Kirkpatrick	bunt single	3B	5	0	2-0
6	Jim Kaat	7-1-73	at California	Robinson	home run	LF	2	0	2-1
7	Bert Blyleven	9-26-73	at Oakland	Mangual	single	2B	5	2	4-1
8	Bert Blyleven	7-4-74	Texas	Harrah	home run	RF	3	1	3-1
9	Dave Goltz	8-23-77	Boston	Rice	single	LF	4	0	7-0
10	Geoff Zahn	6-6-80	Toronto	Mayberry	single	LF	7	2	5-0
11	Ken Schrom	6-26-85	Kansas City	Wilson	single	CF	3	1	2-1
12	Scott Erickson/Mark Guthrie	9-24-91	Chicago-AL	Pasqua	home run	LF	7	1	9-2
13	Scott Erickson	7-24-92 (1)	at Boston	Brunansky	single	RF	2	0	5-0
14	Johan Santana/Joe Nathan	7-17-04	at Kansas City	Berroa	double	CF	2	0	4-1
15	Scott Baker	8-31-07 (2)	Kansas City	Sweeney	single	CF	9	1	5-0
16	A. Swarzak/M. Capps/A. Burnett	5-28-11	Los Angeles-AL	Bourjos	double	LF	8	1	1-0
17	Ervin Santana	4-15-17	Chicago-AL	Narváez	single	RF	3	1	6-0

OPPONENTS NO-HITTERS

#	PITCHER	DATE	OPPONENT	ON BASE	SCORE
1	Jim Hunter	5-8-68	at Oakland	0	0-4
2	Vida Blue	9-21-70	at Oakland	1	0-6
3	Nolan Ryan	9-28-74	at California	8	0-4
4	David Wells	5-17-98	at New York-AL	0	0-4
5	Jered Weaver	5-2-12	at Los Angeles-AL	1	0-9

ONE-HITTERS

#	PITCHER(S)	DATE	OPPONENT	HITTER	HIT	FIELD	INN	OUT	SCORE
1	Dick Donovan	9-24-61	Washington	Altobelli	home run	RF	7	1	1-4
2	Dean Chance	9-10-62	Los Angeles-NL	Versalles	single	SS	8	1	0-5
3	Milt Pappas	9-2-64	Baltimore	Versalles	single	LF	8	2	0-2
4	Bill Monbouquette	9-6-64	Boston	Versalles	home run	LF	6	2	2-1
5	Barry Moore	4-30-67 (2)	at Washington	Tovar	single	RF	6	2	0-3
6	Dave McNally	5-15-69	Baltimore	Tovar	single	CF	9	1	0-5
7	Mike Cuellar	8-10-69	at Baltimore	Tovar	single	LF	9	0	0-2
8	Dick Bosman	8-13-70	at Washington	Tovar	bunt single	3B	1	0	0-1
9	Rick Wise	6-14-76	Boston	Terrell	single	2B	3	1	0-5
10	Jim Palmer	8-10-76	at Baltimore	Cubbage	single	RF	2	2	0-2
11	Bruce Kison	4-23-80	California	Landreaux	double	LF	9	1	0-17
12	Jack Morris	8-21-80 (2)	Detroit	Wilfong	single	LF	1	1	2-4
13	Paul Splittorff/Rich Gale	10-5-80	at Kansas City	Castino	single	CF	1	0	0-4
14	Jim Palmer	9-4-82	at Baltimore	Gaetti	single	CF	5	2	0-3
15	Jim Clancy	9-28-82 (1)	at Toronto	Bush	single	RF	9	0	0-3
16	Walt Terrell/Willie Hernández	7-14-85	at Detroit	Brunansky	double	CF	7	2	0-8
17	Danny Darwin	8-19-85	at Milwaukee	Smalley	home run	RF	5	0	1-4
18	Bobby Witt/Dale Mohorcic	6-26-87	at Texas	Smalley	single	CF	2	2	0-1
19	Paul Kilgus	5-21-88	at Texas	Gaetti	double	CF	8	0	0-3
20	Randy Johnson	7-16-98	at Seattle	Gates	single	CF	8	1	0-3
21	Mike Mussina	8-1-00	at Baltimore	Coomer	single	RF	7	2	0-7
22	Freddy García	8-23-05	Chicago-AL	Jones	home run	CF	8	0	1-0
23	Gavin Floyd	5-6-08	at Chicago-AL	Mauer	double	CF	9	1	1-7
24	R. Harden/M. Harrison/D. O'Day/N. Feliz	8-23-10	at Texas	Mauer	single	CF	9	1	0-4
25	Kyle Drabek/Shawn Camp/Mark Rzepczynski	4-2-11	at Toronto	Span	single	LF	6	1	1-5
26	Zach Stewart	9-5-11 (2)	Chicago-AL	Valencia	double	RF	8	0	0-4
27	Félix Hernández/Steve Delabar	5-5-12	at Seattle	Span	single	RF	4	0	0-7
28	Anibal Sánchez	5-24-13	at Detroit	Mauer	single	CF	9	1	0-6
29	C. Young/F. Morales/K. Herrera/W. Davis/G. Holland	6-9-15	Kansas City	Plouffe	triple	RF	7	1	0-2
30	Taijuan Walker	7-31-15	Seattle	Sanó	home run	LF	4	0	1-6
31	Corey Kluber	8-14-15	Cleveland	Mauer	home run	RF	4	0	1-6
32	Jorge López	9-8-18	Kansas City	Grossman	single	CF	9	0	1-4

PITCHING DATA - BACK-TO-BACK SHUTOUTS

PITCHER	DATE	OPPONENT	SCORE	HIT	LOSING PITCHER
Camilo Pascual	5-15-61	at Chicago-AL	5-0	4	Cal McLish
	5-20-61	Kansas City	2-0	5	Joe Nuxhall
Camilo Pascual	8-23-61	at Chicago-AL	4-0	2	Cal McLish
	8-29-61	New York-AL	3-0	4	Ralph Terry
Camilo Pascual	9-17-61	at Cleveland	5-0	8	Jim Perry
	9-23-61	Washington	10-0	2	Pete Burnside
Camilo Pascual	6-26-62	at New York-AL	5-0	9	Rollie Sheldon
	7-1-62	at Washington	9-0	5	Ray Rippelmeyer
Mudcat Grant	8-6-66	at Kansas City	5-0	4	Lew Krausse
	8-10-66	at California	2-0	8	Clyde Wright
Jim Kaat	8-23-66	at Washington	7-0	5	Pete Richert
	8-27-66	at Chicago-AL	1-0	3	Gary Peters
Dean Chance	5-11-67	Kansas City	8-0	1	Jim Hunter
	5-16-67	at Chicago-AL	1-0	5	John Buzhardt
Jim Merritt	5-26-67	at Kansas City	5-0	5	Jim Nash
	5-30-67	at New York-AL	3-0	2	Fritz Peterson
Jim Perry	8-10-67	Washington	5-0	5	Barry Moore
	8-15-67	at California	4-0	6	Curt Simmons
Dean Chance	6-19-68	Washington	4-0	3	Joe Coleman
	6-24-68	at Chicago-AL	1-0	3	Bob Priddy
Bert Blyleven	4-7-71	Milwaukee	4-0	4	Lew Krausse
	4-12-71	at Kansas City	2-0	3	Dick Drago
Dick Woodson	8-1-72	at Texas	3-0	3	Pete Broberg
	8-5-72	Oakland	4-0	5	Vida Blue
Bert Blyleven	5-24-73	Kansas City	2-0	1	Dick Drago
	5-29-73	at Milwaukee	1-0	6	Jim Slaton
Bert Blyleven	6-16-73	at Detroit	5-0	4	Joe Coleman
	6-21-73	California	1-0	8	Clyde Wright
Joe Decker	8-24-73	Milwaukee	3-0	4	Skip Lockwood
	8-28-73	at Detroit	5-0	5	Mickey Lolich
Jim Hughes	5-14-75	Cleveland	3-0	4	Gaylord Perry
	5-18-75	Milwaukee	6-0	4	Ed Sprague
Dave Goltz	8-31-76	Milwaukee	4-0	2	Bill Travers
	9-9-76	at Texas	6-0	3	Jim Umberger
Frank Viola	5-1-88	at Boston	2-0	5	Jeff Sellers
	5-6-88	Boston	5-0	7	Jeff Sellers
Scott Erickson	4-26-91	Seattle	6-0	5	Randy Johnson
	5-1-91	Boston	1-0	2	Jeff Gray

HISTORY RECORDS

TWINS PITCHERS TO REACH 200.0 INNINGS PITCHED BY SEASON

YEAR	PITCHER	IP	YEAR	PITCHER	IP	YEAR	PITCHER	IP
1961	Ramos	264.1	1977	Goltz	303.0	1997	Radke	239.2
	Pascual	252.1		Thormodsgard	218.0	1998	Radke	213.2
	Kralick	242.0	1978	R. Erickson	265.2	1999	Radke	218.2
	Kaat	200.2		Zahn	252.1		Milton	206.1
1962	Kaat	269.0		Goltz	220.1	2000	Radke	226.2
	Pascual	257.2	1979	Koosman	263.2		Milton	200.0
	Kralick	242.2		Goltz	250.2	2001	Mays	233.2
1963	Pascual	248.1	1980	Koosman	243.1		Radke	226.0
	Stigman	241.0		Zahn	232.2		Milton	220.2
1964	Pascual	267.1	1981	—	—	2002	—	—
	Kaat	243.0	1982	B. Castillo	218.2	2003	Radke	212.1
1965	Grant	270.1		Havens	208.2		Lohse	201.0
	Kaat	264.1	1983	Viola	210.0	2004	J. Santana	228.0
1966	Kaat	304.2	1984	Viola	257.2		Radke	219.2
	Grant	249.0		Smithson	252.0		Silva	203.0
1967	Chance	283.2		Butcher	225.0	2005	J. Santana	231.2
	Kaat	263.1	1985	Smithson	257.0		Radke	200.2
	Merritt	227.2		Viola	250.2	2006	J. Santana	233.2
	Boswell	222.2		Butcher	207.2	2007	J. Santana	219.0
1968	Chance	292.0	1986	Blyleven	271.2		Silva	202.0
	Merritt	238.1		Viola	245.2	2008	—	—
	Kaat	208.0	1987	Blyleven	267.0	2009	Blackburn	205.2
1969	Perry	261.2		Viola	251.2		Baker	200.0
	Boswell	256.1	1988	Viola	255.1	2010	Pavano	221.0
	Kaat	242.1		Blyleven	207.1	2011	Pavano	222.0
1970	Perry	278.2		Anderson	202.1	2012	—	—
	Kaat	230.1	1989	—	—	2013	—	—
1971	Blyleven	278.1	1990	—	—	2014	P. Hughes	209.2
	Perry	270.0	1991	Morris	246.2	2015	—	—
	Kaat	260.1		Tapani	244.0	2016	—	—
1972	Blyleven	287.1		S. Erickson	204.0	2017	E. Santana	211.1
	Woodson	251.2	1992	Smiley	241.0	2018	—	—
	Perry	217.2		Tapani	220.0	2019	Berrios	200.1
1973	Blyleven	325.0		S. Erickson	212.0			
1974	Blyleven	281.0	1993	Tapani	225.2			
	Decker	248.2		S. Erickson	218.2			
1975	Blyleven	275.2	1994	—	—			
	J. Hughes	249.2	1995	—	—			
	Goltz	243.0	1996	Radke	232.0			
1976	Goltz	249.1		Rodriguez	206.2			

PITCHING DATA - CONSECUTIVE SHUTOUTS

BY TWINS

DATE	OPPONENT	SCORE	DATE	OPPONENT	SCORE	DATE	OPPONENT	SCORE
8-23-61	at Chicago.....	4-0	9-6-72	at Texas.....	2-0	6-21-92	Seattle.....	5-0
8-24-61	at Chicago.....	3-0	9-7-72	at Texas.....	2-0	6-22-92	California.....	2-0
8-26-62	Kansas City.....	1-0	5-29-73	at Milwaukee.....	1-0	5-8-03	at Tampa Bay.....	5-0
8-28-62	at Chicago.....	2-0	5-30-73	at Milwaukee.....	4-0	5-9-03	Boston.....	5-0
6-4-63	at Kansas City.....	5-0	6-28-73	at Texas.....	4-0	7-5-04	Kansas City.....	9-0
6-5-63	at Kansas City.....	4-0	6-29-73	at California.....	4-0	7-6-04	Kansas City.....	4-0
7-24-63	at Cleveland.....	9-0	8-9-75	at Detroit.....	1-0	7-7-04	Kansas City.....	12-0
7-24-63	at Cleveland.....	5-0	8-10-75	at Detroit.....	4-0	9-2-04	Texas.....	2-0
5-30-65	at Washington.....	6-0	9-23-76	at Chicago.....	3-0	9-3-04	Kansas City.....	2-0
5-31-65	at Baltimore.....	6-0	9-25-76	California.....	6-0	4-11-08	at Kansas City.....	5-0
7-5-65	Boston.....	2-0	9-7-81	Toronto.....	4-0	4-12-08	at Kansas City.....	2-0
7-6-65	Boston.....	9-0	9-8-81	Toronto.....	1-0	7-21-10	Cleveland.....	6-0
6-24-68	at Chicago.....	1-0	9-28-83	Texas.....	3-0	7-22-10	at Baltimore.....	5-0
6-27-68	at Baltimore.....	2-0	9-29-83	Texas.....	2-0	7-31-10	Seattle.....	4-0
4-11-71	at Chicago.....	6-0	9-15-84	at Texas.....	1-0	8-1-10	Seattle.....	4-0
4-12-71	at Kansas City.....	2-0	9-16-84	at Texas.....	2-0	6-2-13	Seattle.....	10-0
9-13-71	at California.....	1-0	6-26-88	at Oakland.....	11-0	6-4-13	at Kansas City.....	3-0
9-15-71	at Milwaukee.....	1-0	6-26-88	at Oakland.....	5-0	5-6-19	at Toronto.....	8-0
						5-7-19	at Toronto.....	3-0

OF TWINS

DATE	OPPONENT	SCORE	DATE	OPPONENT	SCORE	DATE	OPPONENT	SCORE
5-21-61	Cleveland.....	0-9	7-8-73	New York.....	0-7	4-29-93	at Detroit.....	0-11
5-21-61	Cleveland.....	0-2	7-9-73	Boston.....	0-2	4-30-93	at Baltimore.....	0-8
8-10-62	at Los Angeles.....	0-1	9-28-74	at California.....	0-2	8-1-94	Baltimore.....	0-1
8-11-62	at Los Angeles.....	0-3	9-29-74	at California.....	0-4	8-2-94	Baltimore.....	0-10
9-10-62	Los Angeles.....	0-5	7-19-78	New York.....	0-2	6-21-96	at Detroit.....	0-2
9-11-62	Los Angeles.....	0-9	7-20-78	New York.....	0-4	6-22-96	at Detroit.....	0-6
4-21-63	at Chicago.....	0-8	9-6-78	Chicago.....	0-1	5-10-98	New York.....	0-7
4-23-63	at Chicago.....	0-1	9-8-78	Milwaukee.....	0-3	5-11-98	Baltimore.....	0-4
9-25-64	at Los Angeles.....	0-1	9-9-78	Milwaukee.....	0-3	9-7-99	Baltimore.....	0-5
9-26-64	at Los Angeles.....	0-2	9-18-79	at Chicago.....	0-1	9-8-99	Baltimore.....	0-10
5-3-68	at Cleveland.....	0-4	9-19-79	at Chicago.....	0-6	9-7-02	Oakland.....	0-2
5-4-68	at Cleveland.....	0-2	5-23-80	at Milwaukee.....	0-5	9-8-02	Oakland.....	0-6
8-26-68	at Washington.....	0-1	5-24-80	at Milwaukee.....	0-4	9-5-11	Chicago.....	0-4
8-27-68	at Washington.....	0-2	4-11-81	Oakland.....	0-3	9-6-11	Chicago.....	0-3
9-11-68	Cleveland.....	0-1	4-12-81	Oakland.....	0-1	5-1-12	at Los Angeles.....	0-4
9-13-68	at Boston.....	0-2	8-18-81	at Detroit.....	0-3	5-2-12	at Los Angeles.....	0-9
5-15-69	Baltimore.....	0-5	8-19-81	at Detroit.....	0-4	9-13-13	Tampa Bay.....	0-3
5-17-69	Detroit.....	0-6	9-2-83	Baltimore.....	0-1	9-14-13	Tampa Bay.....	0-7
7-4-72	at Boston.....	0-2	9-3-83	Baltimore.....	0-13	4-6-15	at Detroit.....	0-4
7-5-72	at Boston.....	0-2	9-7-86	at Boston.....	0-9	4-8-15	at Detroit.....	0-11
8-27-72	Detroit.....	0-1	9-8-86	at Kansas City.....	0-5			
8-28-72	Baltimore.....	0-2	8-5-90	at Seattle.....	0-4			
			8-6-90	Milwaukee.....	0-6			

ALL-TIME COMPLETE-GAME SHUTOUTS

PITCHER	#	PITCHER	#	PITCHER	#	PITCHER	#
Byleave.....	29	Mays.....	6	Butcher.....	3	Hughes, J.....	2
Kaat.....	23	Merritt.....	6	Corbin.....	3	Krueger.....	2
Pascual.....	18	Tapani.....	6	Koosman.....	3	Morris.....	2
Perry.....	17	Smithson.....	5	Lohse.....	3	Reed.....	2
Chance.....	11	Woodson.....	5	Pavano.....	3	Silva.....	2
Goltz.....	11	Decker.....	4	Ramos.....	3	Slowey.....	2
Grant.....	10	Kralick.....	4	Robertson.....	3	Smiley.....	2
Radke.....	10	Milton.....	4	Singer.....	3	Stange.....	2
Viola.....	10	Santana, E.....	4	Baker.....	2	Tewksbury.....	2
Erickson, S.....	7	Santana, J.....	4	Duensing.....	2	26 pitchers.....	1
Zahn.....	7	Stigman.....	4	Hall.....	2	TOTAL	289
Boswell.....	6	Anderson.....	3	Havens.....	2		

TWINS ALL-TIME ROSTER — 1961-2019

PLAYER	SEASONS
A	
ABAD, Fernando, p	2016
ABBOTT, Paul, p	1990-92
ABERNATHY, Brent, 2b	2005
ACHTER, A.J., p	2014-15
ADAMS, Austin, p	2019
ADAMS, Glenn, of	1977-81
ADAMS, Mike, of	1972-73
ADRIANZA, Ehire, if	2017
AGOSTO, Juan, p	1986
AGUILERA, Rick, p	1989-95, 96-99
ALBERS, Andrew, p	2013, 16
*ALBURY, Vic, p	1973-76
ALCALA, Jorge, p	2019
ALDRED, Scott, p	1996-97
ALLEN, Bernie, 2b	1962-66
ALLEN, Chad, of	1999-01
*ALLISON, Bob, of	1961-70
ALTOBELLI, Joe, 1b	1961
ALYEA, Brant, of	1970-71
ANDERSON, Allan, p	1986-91
ARCIA, Oswaldo, of	2013-16
ARDOIN, Danny, c	2000
ARRAEZ, Luis, inf	2019
ARRIGO, Gerry, p	1961-64
ARROYO, Fernando, p	1980-82
ASTUDILLO, Williams, c/inf	2018
ATHERTON, Keith, p	1986-88
AUSTIN, Tyler, 1b	2018-19
AYALA, Luis, p	2009
B	
BACKMAN, Wally, 2b	1989
BACSIK, Mike, p	1979-80
BAKER, Chuck, ss	1981
BAKER, Doug, ss	1988-90
BAKER, Scott, p	2005-12
BALDWIN, James, p	2003
BALFOUR, Grant, p	2001, 03-05
BANE, Eddie, p	1973, 75-76
*BANKS, George, 3b	1962-64
BANKS, Willie, c	1991-93
BAPTIST, Travis, p	1998
BARNES, John, of	2000-01
BARBER, Steve, p	1970-71
BARTLETT, Jason, ss	2004-07, 14
BASS, Brian, p	2008
BASS, Randy, 1b	1977
BATISTA, Tony, 3b	2006
*BATTEY, Earl, c	1961-67
*BAYLOR, Don, of	1987
BEANE, Billy, of	1986-87
BECKER, Rich, of	1993-97
BEQUER, Julio, 1b	1961, 63
BEDROSIAN, Steve, p	1991
BEIMEL, Joe, p	2004
BELISLE, Matt, p	2017-18
BENNETT, Erik, p	1996
BENSON, Joe, of	2011
BERENGUER, Juan, p	1987-90
BERKSFORD, James, if	2016
BERGMAN, Sean, p	2000
BERNER, Doug, if	2013-15
BERRIOS, José, p	2016
*BERTOIA, Reno, 3b	1961
BEST, Karl, p	1988
BETHEA, Bill, 2b	1964
BITTIGER, Jeff, p	1987
BLACKBURN, Nick, p	2007-12
BLAKE, Casey, 3b	2000-02
BLANCO, Henry, c	2004
*BLOOMFIELD, Bud, 2b	1964
BLYLEVEN, Bert, p	1970-76, 85-88
*BOND, Walter, of	1967
BONIKOWSKI, Joe, p	1962
BONSER, Boof, p	2006-09
*BOOKER, Greg, p	1989
BOONE, Bret, 2b	2005
BOSHERS, Buddy, p	2016-17
BOYER, Blaine, rhp	2015
BORDERS, Pat, c	2004
BORGMAN, Glenn, c	1972-79
BORIS, Paul, p	1982
*BOSTOCK, Lyman, of	1975-77
*BOSWELL, Dave, p	1964-70
BOURQUE, Pat, 1b	1974
BOWEN, Rob, c	2003-04
BOWERS, Shane, p	1997
BOWYER, Travis, p	2005
BRANDON, Darrell, p	1969
BRAUN, Steve, of	1971-76
BREDE, Brent, of	1996-97
BRESLOW, Craig, p	2008-09, 17
*BRETT, Ken, p	1979

PLAYER	SEASONS
BRIGGS, John, of	1975
BRITO, Bernardo, of	1992-93, 95
BROWN, Darrell, of	1983-84
BROWN, Jarvis, of	1991-92
BROWN, Mark, p	1985
*BRUCKBAUER, Fred, p	1961
BRUETT, J.T., of	1992-93
BRUMMETT, Greg, p	1993
BRUNANSKY, Tom, of	1982-88
BRYE, Steve, of	1970-76
BUCHANAN, Brian, of	2000-02
*BULLING, Terry, c	1977
BULLOCK, Eric, of	1988
BURGMAYER, Tom, p	1974-77
BURNETT, Alex, p	2010-12
BURROUGHS, Sean, if	2012
BURTON, Jared, p	2012-14
BURTT, Dennis, p	1985-86
BUSCHER, Brian, 3b	2007-09
BUSCHTZ, Alan, p	2017-18
BUSH, Randy, of	1982-93
BUTCHER, John, p	1984-86
BUTERA, Drew, c	2010-13
BUTERA, Sal, c	1980-82, 87
BUTLER, Bill, p	1974-75, 77
BUXTON, Byron, of	2015
C	
CABRERA, Orlando, ss	2009
CALI, Carmen, p	2007
CAMPBELL, Bill, p	1973-76
CAMPBELL, Kevin, p	1994-95
CAMPISI, Sal, p	1971
CANDELARIA, John, p	1990
CANIZARO, Jay, 2b	2000-02
CAPPS, Matt, p	2010-12
CARDENAS, Leo, ss	1969-71
CAREW, Rod, 1b	1967-78
CARLTON, Steve, p	1987-88
CARRASCO, Héctor, p	1998-2000, 01
CARRITHERS, Don, p	1977
CARROLL, Jamey, if	2012-13
CARSON, Matt, of	2012
CASIAN, Larry, p	1990-94
CASILLA, Alexi, if	2006-12
*CASTILLO, Bobby, p	1982-84
*CASTILLO, Carmelo, of	1989-91
CASTILLO, Luis, 2b	2006-07
CASTINO, John, 2b	1979-84
CASTRO, Jason, c	2017-19
CASTRO, Juan, ss	2005-06
CAVE, Jake, of	2018
CENTENO, Juan, c	2016
*CHANCE, Dean, p	1967-69
CHARGOIS, JT, p	2016
CHILES, Rich, of	1977-78
CHRISTENSEN, John, of	1988
CIMINO, Pete, p	1965-66
CIRILLO, Jeff, 3b-1b	2007
CLARK, Howie, if	2008
CLARK, Jerald, of	1995
CLARK, Ron, 3b	1966-69
COLABELLO, Chris, 1b	2013-14
COLBRUNN, Greg, 1b	1997
COLE, Alex, of	1994-95
*COLLUM, Jackie, p	1962
COLON, Bartolo, p	2017
COMSTOCK, Keith, p	1984
CONDREY, Clay, p	2010
*CONSOLO, Billy, ss	1961
COOK, Mike, p	1989
COOMER, Ron, 1b-3b	1995-2000
COOPER, Don, p	1981-82
CORBETT, Doug, p	1980-82
CORBIN, Ray, p	1971-75
CORCORAN, Tim, 1b	1981
CORDOVA, Marty, of	1995-99
CORREIA, Kevin, p	2013-14
COTTS, Neal, p	2015
CRAIN, Jesse, p	2004-10
CREDE, Joe, 3b	2009
CRESSEND, Jack, p	2000-02
*CRIDER, Jerry, p	1969
CRON, C.J., inf	2019
CRUZ, Nelson, dh	2019
CUBBAGE, Mike, 3b	1976-80
CUDDYER, Michael, if-of	2001-11
CUMMINGS, Midre, of	1999-2000
*CUETO, Bert, p	1961
CURTISS, John, p	2017-18
D	
DAILEY, Bill, p	1963-64
DARNELL, Logan, p	2014-16

TWINS ALL-TIME ROSTER – 1961–2019

PLAYER	SEASONS
DARWIN, Bob, of	1972-75
DAVID, Andre, of	1984, 86
DAVIDSON, Cleatus, 2b	1999
DAVIDSON, Mark, of	1986-88
DAVIS, Chili, dh	1991-92
DAVIS, Ron, p	1982-86
DE JONG, Chase, p	2018-19
DE VRIES, Cole, p	2012-13
DEAN, Pat, p	2016
*DECKER, Joe, p	1973-76
DEDUNO, Samuel, p	2012-14
DELANEY, Rob, p	2010
DEMPSEY, Rick, c	1969-72
DePAULA, Julio, p	2007
DESHAIES, Jim, p	1993, 94
DIAMOND, Scott, p	2011-13
DICKEY, R.A., p	2009
DINKELMAN, Brian, lf-of	2011
DOBBEK, Dan, of	1961
DOBNAK, Randy, p	2019
DOUMIT, Ryan, c	2013
DONOHUE, Jim, p	1962
DOTTER, Gary, p	1961, 63-64
DOZIER, Brian, lf	2012-2018
DRAKE, Oliver, p	2018
DRUMMOND, Tim, p	1989-90
DUENSING, Brian, p	2009-15
DUFFEY, Tyler, p	2015
DUKE, Zach, p	2018
DUMATRAIT, Phil, p	2011
DUNN, Steve, 1b	1994-95
DURBIN, J.D., p	2004
DURANT, Mike, c	1996
DUVALL, Mike, p	2001-02
DWYER, Jim, of	1988-89, 90
DYER, Mike, p	1989
DYSON, Sam, p	2019

E	
EADES, Ryan, p	2019
EDENS, Tom, p	1991-92
EDWARDS, Dave, of	1978-80
EISENREICH, Jim, of	1982-84
ENGLE, Dave, c	1981-85
ENNS, Dietrich, p	2017-2018
ERICKSON, Roger, p	1978-82
ERICKSON, Scott, p	1990-95
ESCOBAR, Eduardo, lf	2012-2018
ESPINOZA, Alvaro, ss	1984-86
EUFEMIA, Frank, p	1985
EVERETT, Adam, ss	2008
EYRE, Willie, p	2006

F	
FAEDO, Lenny, ss	1980-84
FELTON, Terry, p	1979-82
FERRER, Sergio, ss	1974-75
FETTERS, Mike, p	2003
FIELD, Johnny, of	2018
FIEB, Casey, p	2012-16
FIFE, Dan, p	1973-74
FILSON, Pete, p	1982-86
FIORÉ, Tony, p	2001-03
*FISCHER, Bill, p	1964
FLORES, Randy, p	2010
FLORIMON, Pedro, lf	2012-14
FONTENOT, Ray, p	1986
FORD, Dan, of	1975-78
FORD, Lew, of	2003-07
*FORMIELES, Mike, p	1963
FORSYTHE, Logan, inf	2018
FOSNOW, Jerry, p	1964-65
FOX, Matt, p	2010
FRAZIER, George, p	1986-87
FREDERICK, Kevin	2002
FRYER, Eric, c	2013-15
FUENTES, Brian, p	2010
FULD, Sam, of	2014
FULTZ, Aaron, p	2004
FUNDERBURK, Mark, of	2001, 85

G	
GABINO, Armando, p	2009
GAETTI, Gary, 3b	1981-90
GAGNE, Greg, ss	1983-92
GARAGOZZO, Keith, p	1994
GARCES, Rich, p	1990, 93
GARCIA, Jaime, p	2017
GARDNER, Billy, 2b	1961
GARVER, Mitch, c	2017
GARZA, Matt, p	2006-07
GASSNER, Brent, p	2005
GATES, Brent, 2b-3b	1998-99

PLAYER	SEASONS
GEBHARD, Bob, p	1971-72
GEE, Dillon, p	2017
GIBSON, Kyle, p	2013-19
*GIEL, Paul, p	1961
GIMENEZ, Chris, c	2017-18
GLADDEN, Dan, of	1987-91
GOLTZ, Dave, p	1972-79
GOMEZ, Carlos, of	2008-09
GOMEZ, Chris, lf	2003
GOMEZ, Luis, ss	1974-77
*GÓMEZ, Rubén, p	1962
GONSALVES, Stephen, p	2018
GONZÁLEZ, Germán, p	1988-89
GONZALEZ, Marwin, utility	2019
GOODRUM, Niko, lf	2017
GOODWIN, Danny, 1b	1979-81
GORSKI, Bob, of	1977
GORYL, John, 2b	1962-64
GOZZO, Mauro, p	1992
GRAHAM, Dan, 3b	1979
GRAHAM, JR., p	2015-16
GRANGER, Wayne, p	1972
GRANITE, Zack, of	2017-18
GRANT, Jim "Mudcat", p	1964-67
GRATEROL, Brusdar, p	2019
GRATEROL, Juan, c	2018
GRAY, Jeff, p	2012
GREEN, Lenny, of	1961-64
GREISINGER, Seth, p	2004
GROSSMAN, Robbie, of	2016-18
GRZENDA, Joe, p	1969
GUARDADO, Eddie, p	1993-2003, 08
GUERRIER, Matt, p	2004-10, 14
GUTH, Bucky, ss	1972
GUTHRIE, Mark, p	1989-95
GUZMAN, Cristian, ss	1999-04

H	
HACKER, Eric, p	2011
HALE, Chip, 2b	1989-90, 93-96
HALE, David, p	2018
HALEY, Justin, p	2017
HALL, Jimmie, of	1963-66
HALL, Tom, p	1968-71
HAMM, Pete, p	1970-71
HANSELL, Greg, p	1996
*HANDS, Bill, p	1973-74
HARDY, Carroll, of	1967
HARDY, J.J., ss	2010
HARPER, Brian, c	1988-93
HARPER, Ryne, p	2019
HARRIS, Brendan, lf	2008-10
HARRIS, Greg, p	1995
HARRISON, Roric, p	1978
HART, Mike, of	1984
HARTLEY, Mike, p	1993
HARTZELL, Paul, p	1979
HATCHER, Mickey, of	1981-86
HAVENS, Brad, p	1981-83
HAWKINS, LaRoy, p	1995-03
HAYDEL, Hal, p	1970-71
HEATON, Neal, p	1986
HENTZ, Chris, c	2005-07
HENDRICKS, Liam, p	2011-13
HENW, Ryan, p	2009
*HENRY, Ron, c	1961, 64
*HERNÁNDEZ, Jackie, ss	1967-68
HERNÁNDEZ, Livan, p	2008
HERNÁNDEZ, Pedro, p	2013
HERR, Tom, 2b	1988
HERRMANN, Chris, c	2012-15
HESTON, Chris, p	2017
HICKS, Aaron, of	2013-15
HILDENBERGER, Trevor, p	2017-19
HILL, Donnie, inf	1992
*HILL, Herman, of	1969-70
HISLE, Larry, of	1973-77
HOBBS, Jack, p	1981
HOCKING, Denny, ss	1993-03
HODGE, Ed, p	1984
HOEY, Jim, p	2011
HOLLINS, Dave, 3b	1996
HOLLY, Jeff, p	1977-79
HOLM, Steve, c	2011
*HOLT, Jim, of	1968-74
HORSMAN, Vince, p	1995
*HOWE, Steve, p	1985
HRBEK, Kent, 1b	1981-94
HUBER, Justin, 1b	2009
HUDSON, Orlando, 2b	2010
HUGHES, Dusty, p	2011
HUGHES, Jim, p	1974-77
HUGHES, Luke, lf	2010-12
HUGHES, Phil, p	2014-18

TWINS ALL-TIME ROSTER – 1961–2019

PLAYER	SEASONS
HUMBER, Philip, p	2008–09
HUNDLEY, Randy, c	1974
HUNTER, Torii, of	1997–2007, 15
HUSKEY, Butch, of	2000

*INGRAM, Riccardo, of	1995
*IZQUIERDO, Hank, c	1967

JACKSON, Darrell, p	1978–82
JACKSON, Darrin, of	1997
JACKSON, Mike, p	2002
JACKSON, Ron, 1b	1979–81
JACKSON, Roy Lee, p	1986
*JACOBS, Lamar, of	1961
JAMES, Chuck, p	2011
JARVIS, Kevin, p	1997
JENSEN, Marcus, c	2000
JEPSSEN, Kevin, p	2015–16
JIMENEZ, Houston, ss	1983–84
JOHNSON, Adam, p	2001, 03
JOHNSON, Dave, p	1977–78
JOHNSON, Kris, p	2014
JOHNSON, Randy, of	1982
JOHNSON, Tom, p	1974–78
JOHNSTON, Greg, of	1980–81
JONES, Garrett, 1b-of	2007
JONES, Jaquie, of	1999–05
JONES, Todd, p	2001
JORGE, Félix, p	2017
JORGENSEN, Ryan, c	2008
JORGENSEN, Terry, 3b	1989, 92–93

KAAT, Jim, p	1961–73
KELLER, Ron, p	1966, 68
*KELLY, Pat, of	1967–68
KELLY, Roberto, of	1996–97
KELLY, Tom, 1b	1975
KEPLER, Max, of	2015
KEPPEL, Bobby, p	2009
KIELTY, Bobby, of	2001–03
*KILLEBREW, Harmon, 1b	1961–74
KINDALL, Jerry, 2b	1964–65
KINLEY, Tyler, p	2018
KINNEY, Matt, p	2000, 02
KINUNEN, Mike, p	1980
KINTZLER, Brandon, p	2016–17
KIPPER, Bob, p	1992
KLAWITTER, Tom, p	1985
*KLINE, Ron, p	1967
KLINGENBECK, Scott, p	1995–96
KLINK, Joe, p	1987
*KLIPPSTEIN, Johnny, p	1964–66
KNOBLAUCH, Chuck, 2b	1991–97
KOMATSU, Erik, of	2012
KOOSMAN, Jerry, p	1979–81
KORECKY, Bobby, p	2008
KOSCO, Andy, of	1965–67
KOSKIE, Corey, 3b	1998–04
KOSTRO, Frank, of	1964–65, 67–69
*KRALICK, Jack, p	1961–63
KRUEGER, Bill, p	1992
RUBEL, Jason, of	2004–11, 14
KUNTZ, Rusty, of	1983
*KUSICK, Craig, 1b	1973–79

LaMARRE, Ryan, of	2018–19
LAMB, David, if	2002
LAMB, Mike, 3b	2008
LANDREAUX, Ken, of	1979–80
LARKIN, Gene, 1b	1987–93
LaROCHE, Dave, p	1972
LASHER, Fred, p	1963
LATHAM, Bill, p	1986
LATHAM, Chris, of	1997–99
LAUDNER, Tim, c	1981–89
LAWTON, Matt, of	1995–01
*LEA, Charlie, p	1988
LEACH, Terry, p	1990–91
LeCROy, Matthew, c-1b	2000–05, 07
LEE, Derek, of	1993
LEE, Don, p	1961–62
LEIUS, Scott, 3b	1990–95
*LEMON, Jim, of	1961–63
*LEPCIO, Ted, 3b	1961
LEWIS, Jim, p	1983
LIGHT, Pat, p	2016
LINCOLN, Mike, p	1999–2000
LIRIANO, Francisco, p	2005–12
LIRIANO, Nelson, 2b	1990

PLAYER	SEASONS
*LIS, Joe, 1b	1973–74
LITTELL, Zack, p	2018
LITTLE, Jeff, p	1982
LOHSE, Kyle, p	2001–06
LOMBARDOZZI, Steve, 2b	1985–88
LOOK, Bruce, c	1968
*LOWRY, Dwight, c	1988
LUEBBER, Steve, p	1971–72, 76
LUNDSTEDT, Tom, c	1975
LYNN, Lance, p	2018
LYSANDER, Rick, p	1983–85

MAAS, Kevin, 1b	1995
MACHADO, Alejandro, if	2007
MACK, Shane, of	1990–94
MACKANIN, Pete, 2b	1980–81
MACRI, Matt, if	2008
MAGILL, Matt, p	2018–19
MAHAY, Ron, p	2009–10
MAHOMES, Pat, p	1992–96
MAKSUDIEN, Mike, c-1b	1993
MALONEY, Matt, p	2012
MANNING, Jim, p	1962
MANRIQUE, Fred, 2b	1990
MANSHIP, Jeff, p	2009–12
MANUEL, Charlie, of	1969–72
*MARANDA, Georges, p	1962
MARQUIS, Jason, p	2012
MARSHALL, Mike, p	1978–80
*MARTIN, Billy, 2b	1961
*MARTINEZ, Orlando "Marty", ss	1962
MARTINEZ, Tippy, p	1988
MARTIS, Sharon, p	2013
MASON, Mike, p	1988
MASTELLER, Dan, 1b-of	1995
MASTROIANNI, Darin, of	2012–14, 16
MAUER, Joe, c-1b	2004–18
MAXWELL, Jason, 2b	2000–01
MAY, Trevor, p	2014
MAYS, Joe, p	1999–2005
McCABE, Joe, c	1964
McCARTY, Dave, 1b-of	1993–95
McCRACKEN, Quinton, of	2001
*McDEVITT, Danny, p	1961
McDONALD, Darnell, of	2007
McKAY, Dave, 3b	1975–76
MEARES, Pat, ss	1993–98
MEIER, Dave, of	1984–85
MEJIA, Adalberto, p	1978–80
MELVILLE, Tim, p	2017
MENDOZA, Minnie, 3b	1970
MERCADO, Orlando, c	1989
MERCED, Orlando, 1b-of	1998
MERRIMAN, Brett, p	1993–94
MERRITT, Jim, p	1965–68
MERULLO, Matt, c	1995
MEYER, Alex, p	2015–16
MENTKIEWICZ, Doug, 1b	1998–04
MJARES, José, p	2008–11
MILBOURNE, Larry, 2b	1982
MILCHIN, Mike, p	1996
*MILLER, Bob, p	1968–69
MILLER, Corky, c	2005
MILLER, Damian, c	1997
MILLER, Ian, of	2019
MILLER, Jason, p	2007
MILLER, Travis, p	1996–02
MILTON, Eric, p	2014–16
*MINCHER, Don, 1b	1961–66
MITCHELL, Bobby, of	1982–83
MITTERWALD, George, c	1966, 68–73
MOELLER, Chad, c	2000
MOHR, Dustan, of	2001–03
MOLITOR, Paul, dh-1b	1996–98
MONROE, Craig, of	2008
*MONZON, Dan, 2b	1972–73
*MOORE, Ray, p	1961–63
MORALES, José M, c	1978–80
MORALES, José G, c	2007, 09–10
MORALES, Kendryis, dh-1b	2018
MORGAN, Mike, p	1994
MORILLO, Juan, p	2009
MORIN, Mike, p	2019
MORNEAU, Justin, 1b	2003–13
MORRIS, Danny, p	1968–69
MORRIS, Jack, p	1991
MORRIS, Warren, if	2002
MORRISON, Logan, 1b/dh	2018
MOSES, John, of	1988–90
MOTA, Danny, p	2000
MOTTER, Taylor, inf	2018
MOYA, Gabriel, p	2017–18

TWINS ALL-TIME ROSTER – 1961–2019

PLAYER	SEASONS
MULHOLLAND, Terry, p	2004-05
MULVEY, Kevin, p	2009
MUNOZ, Oscar, p	1995
MUNOZ, Pedro, of	1990-95
MURPHY, John Ryan, c	2016
MYERS, Greg, c	1996-97

N	
HAKAMURA, Micheal, p	2003
HARAGON, Hal, c	1961-62
NASH, Cotton, 1b	1969-70
NATHAN, Joe, p	2004-11
NAULTY, Dan, p	1996-98
NEAGLE, Denny, p	1991
NELSON, Mel, p	1965, 67
NESHEK, Pat, p	2006-10
NETTLES, Graig, of	1967-69
NETTLES, Jim, of	1970-72
NEVIN, Phil, dh	2006
NEWMAN, Al, if	1987-91
*NIEKRO, Joe, p	1987-88
NIEMANN, Randy, p	1987
NIESON, Chuck, p	1964
NIETO, Tom, c	1987-88
NISHIOKA, Tsuyoshi, if	2011-12
NIXON, Otis, of	1998
*NIXON, Russ, c	1966-67
NOLASCO, Ricky, p	2014-16
NORTON, Tom, p	1972
NORWOOD, Willie, of	1977-80
NOSEK, Joe, of	1964-66
NUÑEZ, Eduardo, if	2014-16

O	
OCHOA, Alex, of	1998
O'CONNOR, Jack, p	1981-84
O'ROURKE, Ryan, p	2015
ODORIZZI, Jake, p	2018
OELKERS, Bryan, p	1983
OFFERMAN, Jose, if	2004
OJEDA, Augie, if	2004
OLIVA, Tony, of	1962-76
OLIVERAS, Francisco, p	1989
OLIVEROS, Lester, p	2011-14
OLLOM, Jim, p	1966-67
OLSON, Greg, c	1989
OLSON, Gregg, p	1997
OROSCO, Jesse, p	2003
ORTIZ, David, 1b	1997-02
ORTIZ, Junior, c	1990-91
ORTIZ, Ramón, p	2007

P	
PACELLA, John, p	1982
PAGLIARULO, Mike, 3b	1991-93
*PALMQUIST, Ed, p	1961
PARK, Byung Ho, 1b-dh	2016
PARKER, Blake, p	2019
PARKS, Derek, c	1992-94
PARMELEE, Chris, 1b-of	2011-14
PARRA, José, p	1995-96
PASCUAL, Camilo, p	1961-66
PASHNICK, Larry, p	1984
*PASTORE, Frank, p	1986
PAVANO, Carl, p	2009-12
PAZIK, Mike, p	1975-77
PELFREY, Mike, p	2013-15
PERDOMO, Luis, p	2012
PEREZ, Martín, p	2019
PERKINS, Dan, p	1990
PERKINS, Glen, p	2006-17
PERLOZZO, Sam, 2b	1977
PERRANOSKI, Ron, p	1968-71
PERRY, Jim, p	1963-72
PERZANOWSKI, Stan, p	1978
PETTIBONE, Jay, p	1983
PETIT, Gregorio, inf	2018
PIERZYNSKI, A.J., c	1998-03
PINEDA, Michael, p	2019
PINO, Yohan, p	2014
PINTO, Jossmil, c	2013-14
PITTARO, Chris, 2b	1986-87
PLEIS, Bill, p	1961-66
PLOUFFE, Trevor, if	2010-16
POEPPING, Mike, of	1975
POLANCO, Jorge, if	2014
PONSON, Sidney, p	2007
PORTGEN, Sean, p	2018
PORTUGAL, Mark, p	1985-88
*POST, Wally, of	1963
POWELL, Hosken, of	1978-81
POWELL, Paul, of	1971
*POWER, Vic, 1b	1962-64

PLAYER	SEASONS
PRESLEY, Alex, of	2013
PRESSLY, Ryan, p	2013-18
PRIDIE, Jason, of	2008
PRIETO, Alex, if	2003-04
PRINCE, Tom, c	2001-03
*PUCKETT, Kirby, of	1984-95
PULIDO, Carlos, p	1994, 03
PUNTO, Nick, if	2004-10
PUTNAM, Pat, 1b	1984

Q	
*QUILICI, Frank, 2b	1965, 67-70
QUINLAN, Tom, 3b	1996
QUINONES, Luis, if	1992

R	
RAABE, Brian, 2b	1995-96
RABE, Josh, of	2006-07
RADKE, Brad, p	1995-06
RADLOSKY, Rob, p	1999
RAMIREZ, Neil, p	2016
RAMIREZ, Wilkin, of	2013
RAMOS, Pedro, p	1961
RAMOS, Wilson, c	2010
RANDALL, Bob, 2b	1976-80
RATH, Gary, p	1999
RATLIFF, Paul, c	1963, 70-71
RAUCH, Jon, p	2009-10
RAWLEY, Shane, p	1989
REARDON, Jeff, p	1987-89
REBOULET, Jeff, if	1992-96
REDFERN, Pete, of	1976-82
REDMAN, Mark, p	1999-01
REDMOND, Mike, c	2005-09
REED, Addison, p	2018
REED, Darren, of	1992
REED, Jeff, c	1984-86
REED, Rick, p	2001-03
REESE, Rich, 1b	1964-73
RENICK, Rick, 3b	1968-72
RENO, Jason, of	2010-11
RESTOVICH, Michael, of	2002-04
REVERE, Ben, of	2010-12
REYES, Denny, p	2006-08
RINCÓN, Juan, p	2001-08
RITCHIE, Todd, p	1997-98
RIVAS, Luis, 2b	2000-05
RIVERA, Bombo, of	1978-80
RIVERA, René, c	2011
ROA, Joe, p	2004
ROBERTSON, Rich, p	1995-97
ROBERTSON, Tyler, p	2012-13
ROBINSON, Shane, of	2015
RODNEY, Fernando, p	2018
RODRIGUEZ, Frankie, p	1995-98
RODRIGUEZ, José, p	2002
RODRIGUEZ, Luis, if	2005-07
RODRIGUEZ, Vic, 3b	1989
ROENICKE, Josh, p	2013
ROGERS, Kenny, p	2003
ROGERS, Taylor, p	2016
ROGGENBURK, Garry, p	1963, 65-66
*ROLLAND, Jim, p	1962-64, 66-68
ROLLINS, Rich, 3b	1961-68
ROMERO, Fernando, p	2018
ROMERO, J.C., p	1999-05
ROMO, Sergio, p	2019
ROOF, Phil, c	1971-76
ROSARIO, Eddie, of	2015
ROSARIO, Randy, p	2017
*ROSEBORO, John, c	1968-69
RUCINSKI, Drew, p	2017
RUIZ, Randy, 1b	2008
RYAN, Jason, p	1999-2000
RYAN, Michael, of	2002-05

S	
*SADOWSKI, Ted, p	1961-62
SALAS, Mark, c	1985-87
SAMPSON, Benj, p	1998-99
SÁNCHEZ, Alejandro "Alex", of	1986
SANDERS, Ken, p	1973
SANFORD, Mo, p	1995
SANO, Miguel, if	2015
SANTANA, Danny, if-of	2014-17
SANTANA, Ervin, p	2015-18
SANTANA, Johan, p	2000-07
SANTIAGO, Hector, p	2016-17
SAVAGE, Jack, p	1990
SCARCE, Mac, p	1978
SCARCE, Jordan, of	2014-15
SCHAFFER, Logan, of	2016
SCHAFFER, Logan, of	2016
SCHATZEDER, Dan, p	1987, 88

TWINS ALL-TIME ROSTER – 1961–2019

PLAYER	SEASONS
SCHOOP, Jonathan, lf.....	2019
*SCHROLL, Al, p.....	1961
SCHROM, Ken, p.....	1983-85
SCHUELER, Ron, p.....	1977
SCHULLSTROM, Erik, p.....	1994-95
SEARS, Todd, 1b.....	2002-03
SERAFINI, Dan, p.....	1996-98
SERUM, Gary, p.....	1977-79
SEVICK, John, c.....	1965
SHAVE, Jon, 3b.....	1998
SHELLENBACK, Jim, p.....	1977
SHIELDS, Steve, p.....	1989
SHIFFLETT, Garland "Duck", p.....	1964
SIEBLER, Dwight, p.....	1963-67
SIERRA, Ruben, of.....	2006
SILVA, Carlos, p.....	2004-06
SINGER, Bill, p.....	1976
SLAMA, Anthony, p.....	2010-11
SLEGERS, Aaron, p.....	2017-18
SLOWEY, Kevin, p.....	2007-11
SMALLEY, Roy, ss.....	1976-82, 85-87
SMELTZER, Devin, p.....	2019
SMITH, Mike, p.....	2006
SMITH, Ray, c.....	1981-83
SMITH, Roy, p.....	1986-90
SMITHSON, Mike, p.....	1984-87
SMILEY, John, p.....	1992
SNYDER, Jim, 2b.....	1961-62, 64
SODERHOLM, Eric, 3b.....	1971-75
SOFIELD, Rick, of.....	1979-81
SORRENTO, Paul, 1b.....	1989-91
SPAN, Denard, of.....	2008-12
SPEIER, Chris, ss.....	1984
ST. CLAIRE, Randy, p.....	1989
STAHOVIAK, Scott, 1b.....	1993, 95-98
STANFIELD, Kevin, p.....	1979
*STANGE, Lee, p.....	1961-64
STASHAK, Cody, p.....	2019
STAUFFER, Tim, p.....	2015
STEINBACH, Terry, of.....	1997, 99
STENHOUSE, Mike, of.....	1985
STEPHEN Buz, p.....	1968
STEVENS, Dave, p.....	1994-97
STEWART Kohl, p.....	2018-19
STEWART Shannon, of.....	2003-06
STIGMAN, Dick, p.....	1962-65
*STOBBS, Chuck, p.....	1961
STRAKER, Les, p.....	1987-88
STRICKLAND, Jim, p.....	1971-73
*SULLIVAN, Frank, p.....	1962-63
SUTTON, John, p.....	1978
SUZUKI, Kurt, c.....	2014-16
SWARZAK, Anthony, p.....	2009, 11-14
SWINDELL, Greg, p.....	1997-98

T	
TAPANI, Kevin, p.....	1989-95
TEPESCH, Nick, p.....	2017
TERRELL, Jerry, ss.....	1973-77
TEUFEL, Tim, 2b.....	1983-85
TEWKSBURY, Bob, p.....	1997-98
THAYER, Greg, p.....	1978
THIELBAR, Caleb, p.....	2013-15
THOMAS, Brad, p.....	2001, 03
THOMAS, Clete, of.....	2012-13
THOMAS, George, of.....	1971
THOME, Jim, if.....	2010-11
THOMPSON, Aaron, p.....	2014-15
*THOMPSON, Danny, ss.....	1970-76
*THORMODSGARD, Paul, p.....	1977-79
THORPE, Lewis, p.....	2019
TIANT, Luis, p.....	1970
TIFFEY, Terry, 3b.....	2004-06
TISCHINSKI, Tom, c.....	1969-71
TOLBERT, Matt, if.....	2008-11
TOLIVER, Fred, p.....	1988-89
TONKIN, Michael, p.....	2013
TORRES, Carlos, p.....	2019
TORREYES, Ronald, if.....	2019
TORVE, Kelvin, 1b.....	1988
TOSONI, Rene, of.....	2011
*TOVAR, César, of.....	1965-72
TROMBLEY, Mike, p.....	1992-99, 2002
TSAMIS, George, p.....	1993
TUNNELL, Lee, p.....	1989
TURLEY, Nik, p.....	2017
*TUTTLE, Bill, of.....	1961-63
TYNER, Jason, of.....	2005-07

U	
*UHLAENDER, Ted, of.....	1965-69
ULLGER, Scott, 1b.....	1983

PLAYER	SEASONS
V	
VALDESPINO, Sandy, of.....	1965-67
VALDIVIELSO, José, ss.....	1961
VALENCIA, Danny, if.....	2010-12
VALENTIN, Javier, c.....	1997-99, 2002
*VALO, Elmer, of.....	1961
VARGAS, Kennys, dh-1b.....	2014-18
VASQUEZ, Andrew, p.....	2018
VASQUEZ, Esmerling, p.....	2012
VEGA, Jesus, 1b.....	1979, 80, 82
VERHOEVEN, John, p.....	1961-67
*VESALLE, Zolo, ss.....	1961-67
*VESELIC, Bob, p.....	1980-81
VIOLA, Frank, p.....	1982-89

W	
WADE JR., LaMonte, of.....	2019
WALBECK, Matt, c.....	1994-96
WALDROP, Kyle, p.....	2011-12
WALKER, Todd, 3b.....	1996-00
WALTERS, Charley, p.....	1969
WALTERS, Mike, p.....	1983-94
WALTERS, P.J. p.....	2012-13
*WALTON, Danny, of.....	1973, 75
WARD, Gary, of.....	1979-83
*WARD, Jay, 3b.....	1963-64
WARDLE, Curt, p.....	1984-85
WASHINGTON, Ron, ss.....	1981-86
WATKINS, Scott, p.....	1995
WATKINS, Tommy, if.....	2007
WAYNE, Gary, p.....	1989-92
WEBSTER, Lenny, c.....	1989-93
WELLS, Bob, p.....	1999-02
WELLS, Boomer, 1b.....	1982
*WERTZ, Vic, 1b.....	1963
WEST, David, p.....	1989-92
WHEELER, Jason, p.....	2017
*WHISENANT, Pete, of.....	1961
*WHITBY, Bill, p.....	1964
WHITE, Rondell, of.....	2006-07
WHITEHOUSE, Len, p.....	1963-83
WILEY, Mark, p.....	1975
WILFONG, Rob, 2b.....	1977-82
WILK, Adam, p.....	2017
WILLIAMS, Al, p.....	1980-84
*WILLIAMS, Don, p.....	1963
WILLIAMS, Glenn, 3b.....	2005
WILLIAMS, Stan, p.....	1970-71
WILLINGHAM, Josh, of.....	2012-14
WILLIS, Carl, p.....	1991-95
WILSON, Bobby, c.....	2018
WILSON, Tack, of.....	1983
WIMMERS, Alex, p.....	2016-17
WINFIELD, Dave, of.....	1993-94
WINN, Jim, p.....	1988
WOLFE, Larry, 3b.....	1977-78
WOODS, Al, of.....	1986
WOODSON, Dick, p.....	1969-70, 72-74
WORLEY, Vance, p.....	2013
WORTHINGTON, Al, p.....	1964-69
WYNEGAR, Butch, c.....	1976-82

Y	
YETT, Richard, p.....	1985, 90
YOUNG, Delmon, of.....	2008-11

Z	
ZAHN, Geoff, p.....	1977-80
ZEPP, Bill, p.....	1969-70
*ZIMMERMAN, Jerry, c.....	1962-68

(* = deceased.)

859 players (446 pitchers, 413 position players)

TWINS UNIFORM NUMBERS – 1961–2019

0

Junior Ortiz, 1990–91

1

Reno Berthia, 1961
 Billy Martin, 1961
 Bernie Allen, 1963–64
 Billy Martin, 1965–68 (Coach)
 Billy Martin, 1969 (Manager)
 Eric Soderholm, 1971–73
 Rich Reese, 1973
 Sergio Ferrer, 1974–75
 Jerry Terrell, 1975–77
 Larry Wolfe, 1978
 Jesus Vega, 1980
 Tim Corcoran, 1981
 Ray Smith, 1982
 Houston Jiménez, 1983
 Alvaro Espinoza, 1984–86
 John Moses, 1988–90
 Jarvis Brown, 1991–92
 Alex Cole, 1994–95
 Otis Nixon, 1998
 Jay Canizaro, 2000, '02
 Jason Kubel, 2004
 Luis Castillo, 2006–07
 Orlando Hudson, 2010
 Tsuyoshi Nishioka, 2011–12
 Alex Presley, 2013
 Sam Fuld, 2014
 Jordan Schafer, 2014–15

2

Zoilo Versalles, 1961–67
 Frank Kostro, 1968–69
 Craig Nettles, 1969
 Frank Crosetti, 1970–71 (Coach)
 Bobby Darwin, 1972–75
 John Briggs, 1975
 Craig Kusick, 1975
 Steve Braun, 1976
 Randy Bass, 1977
 John Castino, 1979–84
 Chris Pittaro, 1986–87
 Wally Backman, 1989
 Nelson Liriano, 1990
 Donnie Hill, 1992
 Pat Meares, 1993–98
 Luis Rivas, 2000–05
 Denard Span, 2008–12
 Brian Dozier, 2013–18
 Luis Arraez, 2019

3

Harmon Killebrew, 1961–74
 Number retired in honor of Killebrew in 1975

4

Bob Allison, 1961–70
 Steve Braun, 1971–75
 Gene Mauch, 1976–80 (Manager)
 Mark Funderburk, 1981
 Jim Eisenreich, 1982–84
 Chris Speier, 1984
 Steve Lombardozzi, 1985–88
 Orlando Mercado, 1989
 Chip Hale, 1990–95
 Paul Molitor, 1996–98
 Paul Molitor, 2000–01, '03 (Coach)
 Augie Ojeda, 2004
 Paul Molitor, 2014–18 (Coach/Manager)

5

José Valdivielso, 1961
 Don Mincher, 1962–66
 Russ Nixon, 1967
 Bob Oldis, 1968 (Coach)
 Leo Cardenas, 1969–70
 Danny Thompson, 1970–76
 Roy Smalley, 1976–82, '85–87
 Ray Smith, 1983
 Houston Jiménez, 1984
 Jim Dwyer, 1988–90

Pedro Muñoz, 1990–95
 Pat Mahomes, 1996
 Roberto Kelly, 1996–97
 Brent Gates, 1998–99
 Michael Cuddyer, 2001–11
 Eduardo Escobar, 2012–18
 Rocco Baldelli, 2019 (Manager)

6

Billy Consolo, 1961
 Ted Lepcio, 1961
 Jim Snyder, 1962
 Vic Wertz, 1963
 Tony Oliva, 1964–75
 Tony Oliva, 1976 (Player–Coach)
 Tony Oliva, 1977–78, 85–91 (Coach)
 Number retired in honor of Oliva in 1991

7

Lenny Green, 1961–64
 Jimmie Hall, 1964–66
 Frank Quilici, 1967–70
 Paul Ray Powell, 1971
 Jim Nettles, 1971–72
 Jerry Terrell, 1973–74
 Danny Walton, 1975
 Dave McKay, 1975–76
 Rob Wilfong, 1977–82
 Larry Milbourne, 1982
 Boomer Wells, 1982
 Scott Ulger, 1983
 Dave Meier, 1984–85
 Greg Gagne, 1987–92
 Denny Hocking, 1993–2003
 Joe Mauer, 2004–18
 Number retired in honor of Mauer in 2019

8

Hal Naragon, 1961
 Johnny Goryl, 1963–64
 Bernie Allen, 1965
 Andy Kosco, 1965–66
 Ron Clark, 1967–69
 Paul Rattiff, 1970–71
 Phil Roof, 1971–76
 Glenn Adams, 1977–81
 Gary Gaetti, 1982–90
 David McCarty, 1993–95
 Ron Coomer, 1996–2000
 Quinton McCracken, 2001
 Javier Valentín, 2002
 Chris Gomez, 2003
 Nick Punto, 2004–10
 Jamey Carroll, 2012–13
 Kurt Suzuki, 2014–16
 Zack Granite, 2017
 Derek Shelton, 2019 (Coach)

9

Billy Gardner, 1961
 Rich Rollins, 1961–68
 Charlie Manuel, 1969–72
 Larry Hisle, 1973–77
 Bombo Rivera, 1978–80
 Mickey Hatcher, 1981–86
 Gene Larkin, 1987–93
 Matt Walbeck, 1995–96
 Orlando Merced, 1998
 A.J. Pierzynski, 1998–99
 Jason Maxwell, 2000–01
 Steve Liddle, 2002–12 (Coach)
 Ryan Doumit, 2013
 Eduardo Nuñez, 2014–16
 Matt Belisle, 2017
 Marwin Gonzalez, 2019

10

Earl Battey, 1961–67
 John Roseboro, 1968
 Rick Renick, 1968–72
 Joe Lis, 1973–74
 Pat Bourque, 1974
 Lyman Bostock, 1975–77
 Hosken Powell, 1978–81

Bobby Mitchell, 1982–83
 Jeff Reed, 1984–86
 Tom Kelly, 1987–2001 (Manager)
 Number retired in honor of Kelly in 2012

11

Ron Henry, 1961
 George Banks, 1962–64
 Frank Kostro, 1964–65
 Frank Quilici, 1965
 Bernie Allen, 1966
 Ted Uhlaender, 1967–69
 Brant Aleya, 1970–71
 Steve Brye, 1972–76
 Terry "Bud" Bulling, 1977
 Sal Butera, 1980–82
 Rusty Kuntz, 1983
 Tim Lefel, 1983–85
 Al Woods, 1986
 Tom Nieto, 1987–88
 Greg Olson, 1989
 Chuck Knoblauch, 1991–97
 Jacques Jones, 1999–2005
 Josh Rabe, 2006–07
 Jason Pridie, 2008–09
 Ben Revere, 2011–12
 Clete Thomas, 2013
 Jason Barlett, 2014
 Jorge Polanco, 2014–19

12

Bernie Allen, 1962–63
 Ron Henry, 1964
 Joe McCabe, 1964
 César Tovar, 1965–72
 Danny Walton, 1973
 Eric Soderholm, 1974–75
 Rich Chiles, 1977–78
 Rick Sofield, 1979–81
 Lenny Faedo, 1982–84
 Tack Wilson, 1983
 Mark Salas, 1985–87
 Brian Harper, 1988–93
 Matt Merullo, 1995
 Chip Hale, 1996
 Todd Walker, 1997–2000
 Danny Ardoin, 2000
 Tom Prince, 2001–03
 Michael Ryan, 2004–05
 Jason Tyner, 2006–07
 Adam Everett, 2008
 Alexi Casilla, 2010–12
 Chris Herrmann, 2013–15
 John Ryan Murphy, 2016
 Jake Odorizzi, 2018–19

13

Bill Tuttle, 1961–62
 Rich Reese, 1964–65
 John Roseboro, 1968–69
 Dick Woodson, 1972–74
 Tom Lundstedt, 1975
 Mike Pagliarulo, 1991–93
 Todd Walker, 1996
 Jerry White, 1999–2012 (Coach)
 Jason Kubel, 2014
 Gene Glynn, 2015–18 (Coach)
 Ehire Adrianza, 2019

14

Pedro Ramos, 1961
 Sam Mele, 1961–67 (Manager)
 Danny Monzon, 1972–73
 Glenn Borgmann, 1974–79
 Pete Mackanin, 1980–81
 Kent Hrbek, 1982–94
 Number retired in honor of Hrbek in 1995

15

Jack Kravick, 1961–63
 Bill Dailey, 1963–64
 Al Worthington, 1964–68
 George Mitterwald, 1969–73
 Randy Hundley, 1974

TWINS UNIFORM NUMBERS – 1961–2019

Dan Ford, 1975-78
Ron Jackson, 1979-81
Tim Laudner, 1981-89
Lenny Webster, 1991-93
Ron Coomer, 1995
Dave Hollins, 1996
Darrin Jackson, 1997
Jon Shave, 1998
Cristian Guzmán, 1999-2004
Brent Abernathy, 2005
Phil Nevin, 2006
Glen Perkins, 2008-17
Jason Castro, 2018-19

16

Bert Cueto, 1961
Johnny Goryl, 1962
Joe Nosske, 1964
Jerry Kindall, 1964-65
Ted Uhlaender, 1966
Frank Kostro, 1967
Ron Perranoski, 1968-71
Bob Gebhard, 1971-72
Dan Fife, 1973-74
Tom Kelly, 1975
Eddie Bane, 1975
Butch Wynegar, 1976-82
Frank Viola, 1982-89
Bob Kipper, 1992
Derek Parks, 1992-94
Dan Masteller, 1995
Dan Serafini, 1996-98
Midge Cummings, 1999-2000
Doug Mientkiewicz, 2001-04
Glenn Williams, 2005
Jason Kubel, 2006-11
Josh Willingham, 2012-14
Doug Mientkiewicz, 2016 (Coach)
Ehire Adrianza, 2017-18
Jonathan Schoop, 2019

17

Camilo Pascual, 1961-66
Jim Merritt, 1967
Joe Grzenda, 1969
Leo Cardenas, 1970-71
Dave LaRoche, 1972
Bill Hands, 1973
Bill Butler, 1974-75
Pete Redfern, 1976-82
Bryan Oelkers, 1983
Eddie Hodge, 1984
Dennis Burt, 1985-86
Les Straker, 1987-88
Rick Aguilera, 1989
Fred Manrique, 1990
Larry Casian, 1991
Jeff Reboulet, 1992-96
Greg Swindell, 1997-98
Dustan Mohr, 2001-03
Alex Prieto, 2004
Juan Castro, 2005-06
Pat Neshek, 2006-10
Lester Oliveros, 2011-12
Kendrys Morales, 2014
Doug Bernier, 2013-15
José Berrios, 2016-19

18

Paul Giel, 1961
Danny McDevitt, 1961
Dick Stigman, 1962-65
Rich Reese, 1966
Jim Ollom, 1967
Tom Hall, 1968
Dick Woodson, 1969
Bill Rigney, 1970-72 (Manager)
Eddie Bane, 1973, 76
Mike Pázik, 1975
Mark Wiley, 1975
Don Carrithers, 1977
Greg Thayer, 1978
Paul Hartzell, 1979
Greg Johnston, 1980
Ray Smith, 1981
Terry Felton, 1982
Ken Schrom, 1983-85
Alejandro Sánchez, 1986

Don Baylor, 1987
Tom Herr, 1988
Kelvin Torve, 1988
Shane Rawley, 1989
Paul Sorrento, 1991
Darren Reed, 1992
Eddie Guardado, 1993-2003, '08
Jason Bartlett, 2004-07
Matt Macri, 2008
Luis Ayala, 2009
Orlando Cabrera, 2009
Jason Repko, 2010-11
Ryan Doumit, 2012
Bobby Cuellar, 2013-14 (Coach)
Eddie Guardado, 2015-18 (Coach)
Mitch Garver, 2019

19

Jim Donohue, 1962
Bill "Shorty" Pleis, 1962-66
Jim Roland, 1967-68
Al Worthington, 1969
Herman Hill, 1970
Sal Campisi, 1971
Jim Strickland, 1971-73
Tom Burgmeier, 1974-77
Roger Erickson, 1978-82
John Pacella, 1982
Rick Lysander, 1983-85
Larry Pashnick, 1984
Roy Smith, 1986
Randy Niemann, 1987
Mark Portugal, 1988
Larry Casian, 1990
Scott Erickson, 1991-95
Greg Hansell, 1996
Bob Tewksbury, 1997
Mike Lincoln, 1999-2000
Grant Balfour, 2001, '03-04
Mike Trombley, 2002
Mike Smith, 2006
Sidney Ponson, 2007
Howie Clark, 2008
Justin Huber, 2009
Danny Valencia, 2010-11
Darin Mastroianni, 2012-14
Kennys Vargas, 2014-17
Ryne Harper, 2019

20

Don Lee, 1961-62
Frank Sullivan, 1962-63
Lee Stange, 1963-64
Bill Bethea, 1964
John Sevcik, 1965
Russ Nixon, 1966-67
Rich Reese, 1967-72
Ken Sanders, 1973
Vic Albury, 1973-76
Gary Serun, 1977-79
Bob Veselic, 1980
Dave Engle, 1981-85
Billy Beane, 1986-87
Mike Mason, 1988
John Christensen, 1988
Vic Rodriguez, 1989
Jack Savage, 1990
Pat Mahomes, 1992-96
Travis Miller, 1997-2002
José Rodríguez, 2002
Lew Ford, 2003-07
Matt Tolbert, 2008-11
Brian Dozier, 2012
Josh Roenicke, 2013
Chris Colabello, 2014
Eddie Rosario, 2015-19

21

Ray Moore, 1961-63
Garland "Duck" Shifflett, 1964
Bill Fischer, 1964
Gary Dotter, 1964
Bernie Allen, 1966
Walter Bond, 1967
Hank Izuierdo, 1967
Bob Miller, 1968
Tom Hall, 1969-71
Wayne Granger, 1972

Joe Decker, 1973-76
Tom Johnson, 1976-78
Jeff Holly, 1979
Terry Felton, 1979
Lenny Faedo, 1980-81
Greg Johnston, 1981
Jesus Vega, 1982
Jim Lewis, 1983
Keith Comstock, 1984
Andre David, 1984, '86
George Frazier, 1987
Doug Baker, 1988-90
Mike Trombley, 1992-99
Eric Milton, 2000-03
Henry Blanco, 2004
Bret Boone, 2005
Jason Tyner, 2005
Ruben Sierra, 2006
Matt Garza, 2006-07
Delmon Young, 2008-11
Jason Marquis, 2012
Samuel Deduno, 2012-14
Shane Robinson, 2015
Darin Mastroianni, 2016
Jason Castro, 2017
Tyler Duffey, 2018-19

22

Dan Dobbek, 1961
Jerry Zimmerman, 1962-68
Jerry Zimmerman, 1967 (Player-Coach)
Tom Tischenki, 1969-71
Tom Norton, 1972
Craig Kucisk, 1974-79
John Briggs, 1975
John Verhoeven, 1980-81
Randy Johnson, 1982
Len Whitehouse, 1983-85
Keith Atherton, 1986-88
Carmelo Castillo, 1989-91
Bill Krueger, 1992
George Isamis, 1993
Carlos Pulido, 1994
Brad Radke, 1996-2006
Carlos Gómez, 2008-09
Danny Valencia, 2012
Matt Carson, 2012
Wilkin Ramirez, 2013
Tim Stauffer, 2015
Miguel Sanó, 2015-19

23

Jim Lemon, 1961-63
Dave Boswell, 1965-70
Ray Corbin, 1971-75
Steve Luebber, 1976
Paul Thormodsgard, 1977-79
Doug Corbett, 1980-82
Pete Filson, 1982-86
Roy Lee Jackson, 1986
Roy Smith, 1987-90
Willie Banks, 1991-93
Matt Walbeck, 1994
Greg Harris, 1995
Tom Quinlan, 1996
Todd Ritchie, 1997
Benj Sampson, 1999
Bobby Kielty, 2001-03
Shannon Stewart, 2003-06
Matthew LeCroy, 2007
Brendan Harris, 2008-10
Rene Tosoni, 2011
Chris Herrmann, 2012
Tom Brunansky, 2013-16 (Coach)
Nick Tepesch, 2017
Niko Goodrum, 2017
Mitch Garver, 2018
Nelson Cruz, 2019

24

Pete Whisenant, 1961
Ed Palmquist, 1961
Paul Ratliff, 1963
Joe Nosske, 1965-66
Ron Clark, 1966
Andy Kosco, 1967
Jackie Hernández, 1967-68
Darrell Brandon, 1969

TWINS UNIFORM NUMBERS – 1961–2019

Steve Barber, 1970-71
Pete Hamm, 1971
George Thomas, 1971
Glenn Borgmann, 1972
Bill Campbell, 1973-76
Willie Norwood, 1977-80
Chuck Baker, 1981
Tom Brunansky, 1982-88
Shane Mack, 1990-94
Kevin Maas, 1995
Riccardo Ingram, 1995
Greg Myers, 1996-97
Travis Baptist, 1998
Matthew LeCroy, 2000-05
Rondell White, 2006-07
Mike Lamb, 2008
Joe Crede, 2009
Trevor Plouffe, 2010-16
Jaime Garcia, 2017
Ryan LaMarre, 2018
Logan Forsythe, 2018
C.J. Cron, 2019

25

Lamar Jacobs, 1961
Jim Roland, 1964
John Sevcik, 1965
Dwight Siebler, 1965-67
Pat Kelly, 1967-68
Bruce Look, 1968
Bill Zepp, 1969-70
Rick Dempsey, 1971-72
Mike Adams, 1972-73
Luis Gómez, 1974-77
Danny Goodwin, 1979-81
Randy Bush, 1982-93
Rich Becker, 1993-97
Alex Ochoa, 1998
Doug Mientkiewicz, 1999-2000
Joe Mays, 2001-03, '05
Alexi Casilla, 2006-09
Jim Thome, 2010-11
Erik Komatsu, 2012
Pedro Florimón, 2012-14
Byron Buxton, 2015-19

26

Jay Ward, 1963
Bud Bloomfield, 1964
Jerry Fosnow, 1964-65
Jim Merritt, 1965-68
Mel Nelson, 1967
Jim Holt, 1970-74
Mike Poespning, 1975
Mike Pazik, 1976
Mike Cabbage, 1976-80
Kent Hrbek, 1981
Darrell Brown, 1983-84
Frank Eufemia, 1985
Al Newman, 1987-91
J. T. Bruett, 1992-93
Brian Raabe, 1995-96
Kevin Jarvis, 1997
Javier Valentin, 1997-99
A. J. Pierzynski, 2000-03
Pat Borders, 2004
Boof Bonser, 2006-09
Jose G. Morales, 2010
Brian Dinkelman, 2011
Eric Fryer, 2014-15
Max Kepler, 2016-19

27

Chuck Stobbs, 1961
Gary Dotter, 1963
Rubén Gómez, 1962
Mike Fornieles, 1963
Johnny Klippstein, 1965-66
Ron Kline, 1967
Danny Morris, 1968-69
Charley Walters, 1969
Jerry Crider, 1969
Minnie Mendoza, 1970
Bucky Guth, 1972
Glenn Borgmann, 1973
Dave Johnson, 1977-78
Mike Bacsik, 1979-80
Al Williams, 1980

Brad Havens, 1981-83
Mark Brown, 1985
Mark Davidson, 1986-88
Lee Tunnell, 1989
Terry Jorgensen, 1992-93
Mike Durant, 1996
David Ortiz, 1997-2002
Justin Morneau, 2003-05
Willie Eyre, 2006
Jeff Cirillo, 2007
Matt Macri, 2008
J.J. Hardy, 2010
Steve Holm, 2011
Chris Parmelee, 2012-14
Brandon Kintzler, 2016-17
John Curtiss, 2017-18
Ryan LaMarre, 2019

28

Don Mincher, 1961
Pedro Ramos, 1961
Vic Power, 1962-64
Sandy Valdespino, 1965-67
Graig Nettles, 1968
Bert Blyleven, 1970-76, '85-88
Jim Shellenback, 1977
Mac Scarce, 1978
Mike Marshall, 1978-80
Al Williams, 1980-84
Chris Latham, 1998-99
Marcus Jensen, 2000
Jack Cressend, 2001-02
Jesse Crain, 2004-10
Number retired in honor of Blyleven in 2011

29

Julio Becquer, 1961
Fred Lasher, 1963
Wally Post, 1963
Chuck Nieson, 1964
Mel Nelson, 1965
George Mitterwald, 1966
Rod Carew, 1967-78
Number retired in honor of Carew in 1987

30

Jimmie Hall, 1963-64
Jay Ward, 1964
Garry Roggenburk, 1965-66
Jim Olom, 1966
Carroll Hardy, 1967
Hal Haydel, 1970-71
Dave Goltz, 1972-79
Fernando Arroyo, 1980-82
Paul Boris, 1982
Mike Walters, 1983-84
Steve Howe, 1985
Juan Agosto, 1986
Jeff Bittiger, 1987
Francisco Oliveras, 1989
Terry Leach, 1990-91
Gregg Olson, 1997
Mike Morgan, 1998
Brian Buchanan, 2000-02
James Baldwin, 2003
Jose Offerman, 2004
Scott Baker, 2005-12
Kevin Correia, 2013-14
James Beresford, 2016
Jeff Pickler, 2018
LaMonte Wade Jr., 2019

31

Bill Dailey, 1963
Jim Perry, 1963-72
Jim Hughes, 1974-77
Darrell Jackson, 1978-82
Ken Brett, 1979
Mike Hart, 1984
Greg Gagne, 1984-86
Dan Schatzeder, 1987
Fred Toliver, 1988-89
Scott Leius, 1990-95
Dan Naulty, 1996-98
Chad Allen, 1999-2001

Rick Reed, 2001-03
J. D. Durbin, 2004
Darnell McDonald, 2007
Juan Morillo, 2009
Alex Burnett, 2010-12
Oswaldo Arcia, 2013-16
Jeff Pickler, 2017 (Coach)
Lance Lynn, 2018
Tyler Austin, 2018-19
Austin Adams, 2019
Devin Smeltzer, 2019

32

Elmer Valo, 1961
Garry Roggenburk, 1963
Jim Roland, 1966
Dean Chance, 1967-69
Dick Woodson, 1970
Steve Luebber, 1971-72
Tom Johnson, 1975
Bobby Randall, 1976-80
Gary Ward, 1980-83
John Butcher, 1984-86
Neal Heaton, 1986
Dan Gladden, 1987-91
Dave Winfield, 1993-94
LaTroy Hawkins, 1995-2003
Terry Tiffee, 2004-06
Brian Buscher, 2007-09
Ron Mahay, 2010
René Rivera, 2011
Aaron Hicks, 2013-15
Logan Schafer, 2016
Drew Rucinski, 2017
Zach Duke, 2018
Oliver Drake, 2018

33

Joe Bonikowski, 1962
Jackie Collum, 1962
Rubén Gómez, 1962
Fred Lasher, 1963
Jim "Mudcat" Grant, 1964-67
Luis Tiant, 1970
Pete Hamm, 1971
Mike Pazik, 1977
Mike Marshall, 1978
Dave Edwards, 1978-80
Jack O'Connor, 1981-84
Mike Stenhouse, 1985
Frank Pastore, 1986
Sal Butera, 1987
Tom Herr, 1988
Mike Cook, 1989
Bernardo Brito, 1992-93, '95
Frankie Rodriguez, 1995-98
J. C. Romero, 1999-2005
Justin Morneau, 2006-13
Tommy Milone, 2015-16
James Rowson, 2017-18 (Coach)
Martin Pérez, 2019

34

Jim Roland, 1963
Dwight Siebler, 1964
Ron Clark, 1966
Ted Uhlaender, 1966
Pete Hamm, 1970
Jim Nettles, 1970
Ron Schueler, 1977
Jose M. Morales, 1978-80
Don Cooper, 1981-82
Kirby Puckett, 1984-95
Number retired in honor of Puckett in 1997

35

Ted Sadowski, 1961
Joe Altobelli, 1961
Gerry Arrigo, 1963-64
Pete Cimino, 1966
Ron Keller, 1966
Graig Nettles, 1967
Stan Williams, 1970-71
Bob Corinski, 1977
Gary Ward, 1979
Mike Kinnunen, 1980

TWINS UNIFORM NUMBERS – 1961–2019

Bob Yeselic, 1981
Jay Pettibone, 1983
Pat Putnam, 1984
Tom Klawitter, 1985
Bill Latham, 1986
John Candelaria, 1990
Ron Gardenhire, 1991–2014 (Coach/Mgr.)
Dillon Gee, 2017
Michael Pineda, 2019

36

Jim Kaat, 1961–73
Jeff Holly, 1977–78
Jerry Koonsman, 1979–81
Jeff Little, 1982
Curt Wardle, 1984–85
Mark Portugal, 1985–87
Joe Niekro, 1987–88
Steve Shields, 1989
Kevin Tapani, 1989–95
Terry Steinbach, 1997–99
Rick Reed, 2001
Warren Morris, 2002
Joe Nathan, 2004–11
Clete Thomas, 2012
Terry Steinbach, 2013–14 (Coach)
Blaine Boyer, 2015
Robbie Grossman, 2016–18

37

Tony Oliva, 1962–63
Steve Brye, 1970–71
Bill Butler, 1977
Roric Harrison, 1978
Dan Graham, 1979
Jesus Vega, 1979
Terry Felton, 1980–81
Bobby Castillo, 1982–84
Rich Yett, 1985
Ray Fontenot, 1986
Dan Schatzeder, 1988
Paul Abbott, 1990–92
Scott Stahoviak, 1993, '95–98
Adam Johnson, 2001
Kenny Rogers, 2003
Dennys Reyes, 2006–08
Ron Mahay, 2009
Ben Revere, 2010
Jim Hoey, 2011
Sean Burroughs, 2012
Mike Pelfrey, 2013–15
Juan Centeno, 2016
Jeff Smith, 2017–18 (Coach)

38

Fred Bruckbauer, 1961
Marty Martinez, 1962
Tony Oliva, 1964
Ron Keller, 1969
Rick Dempsey, 1970
Geoff Zahn, 1977–80
Ron Washington, 1981–86
Steve Carlton, 1987–88
Carl Best, 1988
Randy St. Claire, 1989
Rick Aguilera, 1990–99
Sean Bergman, 2000
Casey Blake, 2000–02
Adam Johnson, 2003
Aaron Fultz, 2004
Luis Rodriguez, 2005–07
Philip Humber, 2008–09
Luke Hughes, 2010–12
Cole De Vries, 2012–13
Logan Darnell, 2014–15
Chris Gimenez, 2017
Matt Belisle, 2018
Blake Parker, 2019

39

Lee Stange, 1961–63
Jim Nettles, 1970
Stan Perzanowski, 1978
Brad Havens, 1981
Gary Gaetti, 1981
Ron Davis, 1982–86
George Frazier, 1986

Dwight Lowry, 1988
Mike Dyer, 1989
David West, 1991–92
Steve Dunn, 1994–95
Damian Miller, 1997
Bob Tewksbury, 1998
Chad Moeller, 2000
Juan Rincón, 2001–08
R.A. Dickey, 2009
Anthony Slama, 2010–11
P.J. Walters, 2012–13
Danny Santana, 2014–17
Adam Wilk, 2017
Trevor Hildenberger, 2017–19

40

Ed Palmquist, 1961
Bill "Shorty" Pleis, 1961
Cotton Nash, 1970
Joe Nosseck, 1976 (Coach)
Sam Perlozzo, 1977
John Sutton, 1978
Kevin Stanfield, 1979
Jack Hobbs, 1981
Juan Berenguer, 1987–90
Steve Bedrosian, 1991
Marty Cordova, 1995–99
John Barnes, 2000–01
Rick Anderson, 2002–14 (Coach)
Butch Davis, 2015–16 (Coach)
Jeff Smith, 2017 (Coach)
Bartolo Colon, 2017
Gregorio Petri, 2018
Tommy Watkins, 2019 (Coach)

41

Gary Dotter, 1961
John Sevcik, 1965
Mike Paziak, 1975
Eddie Lyons, 1976 (Coach)
Karl Kuehl, 1977–82 (Coach)
Tom Kelly, 1983–86 (Coach)
Tom Kelly, 1986 (Manager)
Jeff Reardon, 1987–89
Richard Garces, 1990, '93
Rich Yett, 1990
Dave Stevens, 1994–97
Eric Milton, 1998–99
Michael Restovich, 2002–04
Chris Heintz, 2005–07
Bobby Korecky, 2008
Drew Butera, 2010–13
Scott Ulger, 2014 (Coach)
Neil Allen, 2015–17 (Coach)
Garvin Alston, 2018 (Coach)
Ian Miller, 2019

42

Gerry Arrigo, 1961
Jim Manning, 1962
Buzz Stephen, 1968
Ralph Rowe, 1972–75 (Coach)
Don McMahon, 1976–77 (Coach)
Camilo Pascual, 1978–80 (Coach)
Billy Gardner, 1981–85 (Coach/Mgr.)
Dick Such, 1985–97 (Coach)
Butch Huskey, 2000
Mike Jackson, 2002
Number retired throughout baseball in honor of Jackie Robinson in 1997

43

Al Schroll, 1961
Don Williams, 1963
Cal Ermer, 1967–68 (Manager)
Art Fowler, 1969 (Coach)
Frank Quilici, 1971–75 (Coach/Mgr.)
Jerry Zimmerman, 1976–80 (Coach)
Rick Stelmaszek, 1981–2012 (Coach)
Josmil Pinto, 2013–14
Mitch Garver, 2017
Addison Reed, 2018
Lewis Thorpe, 2019

44

Jim Roland, 1962, '64

Vern Morgan, 1969–75 (Coach)
Ken Landreaux, 1979–80
Mickey Hatcher, 1981
Jim Lemon, 1981–84 (Coach)
Ray Miller, 1985–86 (Manager)
Rick Renick, 1987–90 (Coach)
Chili Davis, 1991–92
Jim Deshaies, 1993–94
Jerald Clark, 1995
Dick Such, 1997–2001 (Coach)
David Lamb, 2002
Rob Bowen, 2003–04
Ramón Ortiz, 2007
Ryan Jorgenson, 2008
Bobby Keppel, 2009
Randy Flores, 2010
Chuck James, 2011
Matt Maloney, 2012
Kyle Gibson, 2013–19

45

Ted Sadowski, 1962
Jim Holt, 1968
Johnny Goryl, 1969, '79–80 (Coach)
Bob Rodgers, 1970–74 (Coach)
Lee Stange, 1975 (Coach)
Johnny Goryl, 1979–81 (Coach/Mgr.)
Jim Shellenback, 1983 (Coach)
Wayne Terwilliger, 1986–94
Terry Mulholland, 2004–05
Scott Ulger, 1995–2004, '06–13 (Coach)
Phil Hughes, 2014–18
Taylor Motter, 2018
Jeremy Hefner, 2019 (Coach)

46

Gerry Arrigo, 1962
George Case, 1968 (Coach)
Charlie Silvera, 1969 (Coach)
Marv Grissom, 1970–71 (Coach)
Al Worthington, 1972–73 (Coach)
Johnny Podres, 1981–85 (Coach)
Joe Klink, 1987
Germán González, 1988–89
Scott Erickson, 1990
Terry Crowley, 1991–98 (Coach)
Bob Wells, 1999–2002
Alex Prieto, 2003
Terry Mulholland, 2004
Scott Ulger, 2004–05 (Coach)
Joe Vavra, 2006–17 (Coach)
Bobby Wilson, 2018
Chris Gimenez, 2018
Tony Diaz, 2019 (Coach)

47

Georges Maranda, 1962
Sandy Valdespino, 1965
Early Wynn, 1967–69 (Coach)
Sherry Robertson, 1970 (Coach)
Gary Wayne, 1989–90, '92
Jack Morris, 1991
Bret Merriman, 1993–94
Rick Robertson, 1995–97
Cory Koskie, 1998–2004
Francisco Liriano, 2005–12
Ricky Nolasco, 2014–16
Craig Breslow, 2017
Dietrich Enns, 2017
Wes Johnson, 2019 (Coach)

48

Joe McCabe, 1964
Johnny Goryl, 1968 (Coach)
Eric Soderholm, 1971
Bill Singer, 1976
Mike Smithson, 1984–87
Jim Winn, 1988
Jerry White, 1989, 95 (Coach)
Gary Wayne, 1991
Larry Casian, 1992–94
Carl Pavano, 2009–12
Lester Oliveros, 2014
Torii Hunter, 1997–07, '15

TWINS UNIFORM NUMBERS – 1961–2019

49

Bud Bloomfield, 1964
Bob Miller, 1968-69
Bill Hands, 1974
Allan Anderson, 1986-91
Luis Quinones, 1992
Mike Hartley, 1993
Dan Perkins, 1999
Kyle Lohse, 2001-06
Jason Miller, 2007
Craig Breslow, 2008-09
Jeff Manship, 2009-12
Vance Worley, 2013
Tommy Milone, 2014
Kevin Jepsen, 2015-16
Adalberto Mejia, 2016-19
Sam Dyson, 2019

50

David West, 1989-90
Matt Lawton, 1995-2001
Kevin Frederick, 2002
Jesse Orosco, 2003
Joe Beimel, 2004
Garrett Jones, 2007
José Mijares, 2008-11
Casey Fien, 2012-16
Neil Ramirez, 2016
Jason Wheeler, 2017
Chris Heston, 2017
Aaron Siegers, 2017-18

51

Cookie Lavagetto, 1961
(Manager)
George Strickland, 1962
(Coach)
Hal Naragon, 1963-66 (Coach)
Dave Engle, 1981
Greg Booker, 1989
Carl Willis, 1991-95
Scott Watkins, 1995
Mike Milchin, 1996
Brent Brede, 1996-97
Doug Mientkiewicz, 1998
Rob Radlosky, 1999
Matt Kinney, 2000, '02
Carlos Pulido, 2003-04
Corky Miller, 2005
Julio DePaula, 2007
Brian Fuentes, 2010
Anthony Swarzak, 2009, '11-14
Alex Meyer, 2015-16
Alex Wimmers, 2016-17
Johnny Field, 2018
Mike Morin, 2019
Carlos Torres, 2019
Brusdar Graterol, 2019

52

Ed Lopat, 1961 (Coach)
Ed FitzGerald, 1962-64 (Coach)
Jim Lemon, 1965-67 (Coach)
Lenny Webster, 1989-90
Mauro Gozzo, 1992
Derek Lee, 1993
Kevin Campbell, 1994-95
Scott Klingsbeck, 1995-96
Shane Bowers, 1997
Danny Mota, 2000
Tony Fiore, 2001-03
Carlos Silva, 2004-07
Brian Duensing, 2009-15
Byung Ho Park, 2016
Zack Littell, 2018-19

53

Floyd Baker, 1961-64 (Coach)
Johnny Sain, 1965-66 (Coach)
Charlie Lea, 1989
Mark Guthrie, 1989-95
Benj Sampson, 1998
Joe Mays, 1999-2000
Mike Duval, 2001-02
Nick Blackburn, 2007-12

Gene Glynn, 2013 (Coach)
Kris Johnson, 2014
Pat Light, 2016
Hector Santiago, 2017
David Hale, 2018
Kohl Stewart, 2018-19

54

Sam Mele, 1961 (Coach)
Gordon Matzberger, 1962-64
(Coach)
Tim Drummond, 1989-90
Keith Garagozzo, 1994
Mo Sanford, 1995
Jason Ryan, 1999-2000
Mike Ryan, 2002-03
Phil Dumatrait, 2011
Eric Fryer, 2013
Matt Guerrier, 2004-10, '14
Ervin Santana, 2015-18
Sergio Romo, 2019

55

Clyde McCullough, 1961
(Coach)
Danny Thompson, 1970
Paul Sorrento, 1989-90
Oscar Muñoz, 1995
Mark Redman, 1999-2001
Mike Fetters, 2003
Mike Redmond, 2005-09
Clay Condrey, 2010
Matt Capps, 2010-12
Chris Colabello, 2013
Neal Cotts, 2015
Taylor Rogers, 2016-19

56

Terry Jorgensen, 1989
José Parra, 1995-96
Cleatus Davidson, 1999
Brad Thomas, 2001, '03-04
Travis Bowyer, 2005
Carmen Cali, 2007
Randy Ruiz, 2008
Rob Delaney, 2010
Dusty Hughes, 2011
Caleb Thielbar, 2013-15
Tyler Duffey, 2015-17
Fernando Rodney, 2018

57

Tippy Martinez, 1988
John Smiley, 1992
Greg Brummett, 1993
Vince Horsman, 1995
Scott Aldred, 1996-97
Gary Rath, 1999
Johan Santana, 2000-07
Kyle Waldrop, 2011-12
Ryan Pressly, 2013-18

58

Bill Whitty, 1964
Chip Hale, 1989
Denny Neagle, 1991
Erik Schullstrom, 1994-95
Héctor Carrasco, 1998-2001
Todd Sears, 2002-03
Seth Greisinger, 2004
José G. Morales, 2007, '09
Clay Condrey, 2010
Scott Diamond, 2011-13
A.J. Achter, 2014-15
Fernando Abad, 2016
Andrew Albers, 2016
Justin Haley, 2017
Tim Melville, 2017
Gabriel Moya, 2017-18

59

Tom Edens, 1991-92
Mike Maksudian, 1993
Brad Radke, 1995

Erik Bennett, 1996
Travis Miller, 1996
Chris Latham, 1997
Jack Cressend, 2000-01
Todd Jones, 2001
Micheal Nakamura, 2003
Dave Gassner, 2005
Kevin Sloney, 2007-11
Esmerling Vasquez, 2012
Michael Tonkin, 2013-17
Stephen Gonsalves, 2018

60

Glen Perkins, 2006-07
Brian Bass, 2008
Sean Henn, 2008
Jon Rauch, 2009-10
Jeff Gray, 2012
Pedro Hernández, 2013
J.T. Chargois, 2016
Jake Cave, 2018-19

61

Tommy Watkins, 2007
Livan Hernández, 2008
Kevin Mulvey, 2009
Matt Fox, 2010
Eric Hacker, 2011
Jared Burton, 2012-14
Ryan O'Rourke, 2015-16
Tyler Kinley, 2018
Chase De Jong, 2018-19
Cody Stashak, 2019

62

Al Newman, 2002-05 (Coach)
Joel Lelap, 2006 (Coach)
Liam Hendriks, 2011-13
J.R. Graham, 2015-16
Buddy Boshers, 2016-17
Andrew Vasquez, 2018-19

63

Armando Gabino, 2009
Joe Benson, 2011
Andrew Albers, 2013
Yohan Pino, 2014
Rudy Hernandez, 2015-19 (Coach)

64

Bill Springman, 2000 (Coach)
Eric Rasmussen, 2009 (Coach)
Chris Parmelee, 2011
Tyler Robertson, 2013
Shairon Martis, 2013
Aaron Thompson, 2014-15
Pat Dean, 2016
Randy Rosario, 2017
Willians Astudillo, 2018-19

65

Trevor May, 2014-19

66

Hector Santiago, 2016
Nik Turley, 2017
Juan Graterol, 2018
Jorge Alcala, 2019

67

Luis Perdomo, 2012
Max Kepler, 2015
Alan Busenitz, 2017-18
Bill Evers, 2019 (Coach)

68

Phil Roof, 2000, 11 (Coach)
Matt Magill, 2018-19
Randy Dobnak, 2019

71

Joe Roa, 2004
Sean Poppen, 2019

72

Pat Neshek, 2006

74

Ronald Torreyes, 2019

76

Felix Jorge, 2017

77

Tony Batista, 2006
Fernando Romero, 2018-19

80

Ryan Eades, 2019

82

James Rowson, 2019 (Coach)

99

Logan Morrison, 2018

TWINS TRADES – 1961–2020

NO.	DATE	CLUB	RECEIVED	POS.	TRADED	POS.
1	6-1-61	Kansas City	Bill Tuttle	of	Reno Bertoia	3b
2	6-1-61	Milwaukee	Billy Martin	2b	Paul Giel	p
3	6-14-61	New York-AL	Danny McDevitt	c	Billy Conso	ss
4	1-30-62	Cincinnati	Jerry Zimmerman	c	Billy Gardner	2b
5	4-2-62	Cleveland	Vic Power	1b	Dan Dobbek	of
			Dick Stigman	p	Pedro Ramos	p
6	5-29-62	Los Angeles-AL	Jim Donohue	p	Don Lee	p
7	8-20-62	Cleveland	Rubén Gómez	p	Jackie Collum	p
					Georges Maranda	p
8	5-2-63	Cleveland	Jim Perry	p	Jack Kralick	p
9	6-11-64	Los Angeles-AL	Frank Kostro	of	Lenny Green	of
					Vic Power	1b
10	6-15-64	Cleveland	Jim Grant	p	George Banks	3b
					Lee Stange	p
11	10-15-64	Washington	Ken Retzer	c	Joe McCabe	c
12	12-4-64	Cincinnati	César Tovar	of	Gerry Arrigo	p
13	4-6-66	Boston	Russ Nixon	c	Jose Calero	1b
			Chuck Schilling	2b	Dick Stigman	p
14	12-2-66	California	Dean Chance	p	Pete Cimino	p
			Jackie Hernandez	ss	Jimmie Hall	of
					Don Mincher	1b
15	12-3-66	Washington	Ron Kline	p	Bernie Allen	2b
					Camilo Pascual	p
16	11-28-67	Los Angeles-NL	Bob Miller	p	Jim Grant	p
			Ron Perranoski	p	Zoilo Versalles	ss
			John Roseboro	c		
17	12-2-67	Pittsburgh	Bob Oliver	1b	Ron Kline	p
18	11-21-68	Cincinnati	Leo Cardenas	ss	Jim Merritt	p
19	7-4-69	Chicago-AL	Cotton Nash	1b	Jerry Crider	p
20	7-8-69	Seattle	Darrell Brandon	p	Ron Clark	3b
21	12-12-69	Cleveland	Luis Tiant	p	Dean Chance	p
			Stan Williams	p	Bob Miller	p
					Graig Nettles	3b
22	3-21-70	Washington	Brant Aleya	of	Ted Uhlaender	of
					Joe Grzenda	p
23	10-20-70	St. Louis	Sal Campisi	p	Charley Walters	of
			Jim Kennedy	ss	Herman Hill	of
24	3-29-71	Detroit	Mike Adams	of	Bob Wissler	p
			Art Clifford	p	Bill Zepp	p
25	7-8-71	Milwaukee	Phil Roof	c	Paul Ratliff	c
26	9-1-71	St. Louis	Dan Ford	p	Stan Williams	p
			Fred Rico	of		
27	10-22-71	Los Angeles-NL	Bob Darwin	of	Paul Powell	of
28	11-30-71	California	Dave LaRoche	p	Leo Cardenas	ss
29	12-3-71	Cincinnati	Wayne Granger	p	Tom Hall	p
30	4-7-72	Cincinnati	Greg Garrett	p	Pete Hamm	p
31	10-31-72	New York-AL	Dan Walton	of	Rick Dempsey	c
32	11-29-72	St. Louis	John Cumberland	of	Wayne Granger	p
			Larry Hisle	of		
33	11-30-72	Philadelphia	Joe Lis	1b	César Tovar	of
			Ken Reynolds	p		
			Ken Sanders	p		
34	11-30-72	Chicago-NL	Joe Decker	p	Dave LaRoche	p
			Bill Hands	p		
			Bob Maneely	p		
35	3-27-73	Detroit	Danny Fife	p	Jim Perry	p
36	3-28-73	Milwaukee	Mike Ferraro	3b	Ken Reynolds	p
37	10-27-73	Kansas City	Tom Burgmeier	of	Ken Gill	p
38	10-27-73	Los Angeles-NL	Jim Fairry	of	Charlie Manuel	of
39	12-6-73	Chicago-NL	Randy Hundley	c	George Mitterwald	c
40	5-4-74	New York-AL	Mike Pazik	p	Dick Woodson	p
41	8-19-74	Oakland	Pat Bourque	1b	Jim Holt	1b
42	10-23-74	Oakland	Dan Ford	of	Pat Bourque	1b
			Dennis Myers	p		
43	6-14-75	Milwaukee	John Briggs	of	Bob Darwin	of
44	10-24-75	Philadelphia	Larry Cox	c	Sergio Ferrer	ss
45	12-23-75	Los Angeles-NL	Bob Randall	2b	Danny Walton	of
46	6-1-76	Texas	Mike Cubbage	3b	Bert Blyleven	p
			Jim Gideon	p	Danny Thompson	ss
			Bill Singer	p		
			Roy Smalley	ss		
47	12-4-78	California	Danny Goodwin	c	Dan Ford	of
			Ron Jackson	1b		
48	12-8-78	New York-NL	Jerry Kosman	p	Greg Field	p
					Jesse Orosco	p
49	2-3-79	California	Dave Engle	c	Rod Carew	1b
			Paul Hartzell	p		
			Brad Havens	p		
			Ken Landreaux	of		
50	2-12-79	Boston	Dave Coleman	of	Larry Wolfe	3b
51	4-2-79	Chicago-AL	John Verhoeven	p	John Sutton	p
52	12-6-79	Philadelphia	Pete Mackanin	2b	Paul Thormodsgard	p
53	12-6-79	Baltimore	Tom Chism	1b	Dan Graham	3b

TWINS TRADES – 1961–2020

NO.	DATE	CLUB	RECEIVED	POS.	TRADED	POS.
54	12-8-80	San Diego	Chuck Baker	ss	Dave Edwards	of
55	12-12-80	Seattle	Byron McLaughlin	p	Willie Norwood	of
56	3-30-81	Los Angeles-NL	Mickey Hatcher	of	Ken Landreaux	of
			Matt Reeves	p		
			Kelly Snider	1b		
57	8-22-81	Detroit	Tim Corcoran	1b	Ron Jackson	1b
58	8-30-81	Chicago-AL	Randy Johnson	of	Jerry Koonsman	p
			Ivan Mesa	ss		
			Kevin Flannery	p		
59	12-28-81	Toronto	Greg Wells	1b	Hosken Powell	of
60	1-7-82	Los Angeles-NL	Bobby Castillo	p	Scotti Madison	c
			Bobby Mitchell	of	Paul Voigt	p
61	4-10-82	New York-AL	Paul Boris	p	Gary Serum	p
			Ron Davis	p	Roy Smalley	ss
			Greg Gagne	ss		
62	5-11-82	California	Tom Brunansky	of	Doug Corbett	p
			Mike Walters	p	Rob Wilfong	2b
63	5-12-82	New York-AL	Pete Filson	p	Roger Erickson	p
			Larry Milbourne	2b	Butch Wynegar	c
			John Pacella	p		
64	7-2-82	Cleveland	Larry Littleton	of	Larry Milbourne	2b
65	11-1-82	Texas	Len Whitehouse	p	John Pacella	p
66	12-10-82	Toronto	Dave Baker	3b	Don Cooper	p
67	1-7-83	Houston	Rick Lysander	p	Bob Veselic	p
68	3-25-83	Detroit	Stine Poole	c	Sal Butera	c
69	3-28-83	Los Angeles-NL	Tack Wilson	of	Ivan Mesa	ss
70	6-21-83	Chicago-AL	Rusty Kuntz	of	Mike Sodders	3b
71	12-5-83	Detroit	Larry Pashnick	p	Rusty Kuntz	of
72	12-7-83	Texas	John Butcher	p	Gary Ward	of
			Mike Smithson	p		
			Sam Sorce	c		
73	8-19-84	St. Louis	Chris Speier	ss	Jay Pettibone	p
74	8-29-84	Seattle	Pat Putnam	1b	Carson Carroll	2b
75	12-7-84	San Diego	Floyd Chiffer	p	Ray Smith	c
76	1-9-85	Montreal	Mike Stenhouse	of	Jack O'Connor	p
77	2-19-85	Chicago-AL	Roy Smalley	ss	Randy Johnson	1b
					Ron Scheer	of
78	3-27-85	Baltimore	Mark Brown	p	Brad Havens	p
79	8-1-85	Cleveland	Bert Blyleven	p	Jay Bell	ss
					Curt Wardle	p
					Jim Weaver	of
					Richard Yett	p
80	12-12-85	Boston	Charlie Mitchell	p	Mike Stenhouse	of
81	1-7-86	Cleveland	Ramon Romero	p	Bryan Delkers	p
			Roy Smith	p	Ken Schrom	p
82	1-16-86	Detroit	Chris Pittaro	2b	Dave Engle	c
			Alex Sanchez	of		
83	1-16-86	New York-NL	Billy Beane	of	Pat Crosby	of
			Joe Klink	p	Tim Teufel	2b
			Bill Latham	p		
84	4-30-86	Chicago-AL	Juan Agosto	p	Pete Filson	p
			Kurt Walker	p		
85	5-20-86	Oakland	Keith Atherton	p	Eric Broersma	p
86	6-20-86	Cleveland	Neal Heaton	p	John Butcher	p
			Kevin Trudeau	p		
87	8-13-86	Chicago-NL	Ray Fontenot	p	Dewayne Coleman	p
			George Frazier	p	Ron Davis	p
			Julius McDougal	ss		
88	2-3-87	Montreal	Tom Nieto	c	Al Cardwood	p
			Jeff Reardon	p	Neal Heaton	p
					Yorkis Perez	p
					Jeff Reed	c
89	2-20-87	Montreal	Al Newman	2b	Mike Shade	p
90	3-31-87	San Francisco	David Blakley	p	Jose Dominguez	p
			Dan Gladden	of	Bryan Hickerson	p
					Ray Velasquez	p
91	6-6-87	New York-AL	Joe Nickro	p	Mark Salas	c
92	6-23-87	Philadelphia	Dan Schatzeder	p	Danny Clay	p
					Tom Schwarz	3b
93	7-31-87	Cleveland	Steve Carlton	p	Jeff Perry	p
94	8-31-87	Boston	Don Baylor	of	Enrique Rios	p
95	2-5-88	Philadelphia	Fred Toliver	p	Chris Calvert	c
96	2-24-88	Detroit	Doug Baker	ss	Julius McDougal	ss
97	3-24-88	Detroit	Balvino Galvez	p	Billy Beane	of
98	4-22-88	St. Louis	Tom Herr	2b	Tom Brunansky	of
99	8-28-88	Baltimore	Jim Dwyer	of	Doug Kline	p
100	10-24-88	Philadelphia	Shane Rawley	p	Eric Bullock	of
					Tom Herr	2b
					Tom Nieto	c
101	11-3-88	California	Mike Cook	p	Bert Blyleven	p
			Paul Sorrento	1b	Kevin Trudeau	p
			Rob Wassenaar	p		
102	12-4-88	Houston	Todd McClure	p	Mark Portugal	p
103	12-7-88	New York-NL	Wally Backman	2b	Jeff Bumgarner	p
			Mike Santiago	p	Steve Gasser	p
					Toby Nivens	p
104	3-20-89	New York-AL	Steve Shields	p	Balvino Galvez	p

TWINS TRADES – 1961–2020

NO.	DATE	CLUB	RECEIVED	POS.	TRADED	POS.
105	3-21-89	Houston	Ramon Cedeno	of	Steve Lombardozzi	2b
			Mica Lewis	2b		
106	3-26-89	Cleveland	Carmelo Castillo	of	Keith Atherton	p
107	6-29-89	San Diego	Greg Booker	p	Fred Toliver	p
108	7-31-89	New York-NL	Rick Aguilera	p	Loy McBride	of
			Tim Drummond	p	Frank Viola	p
			Jack Savage	p		
			Kevin Tapani	p		
			David West	p		
109	8-28-89	Montreal	Alonzo Powell	of	Jim Dwyer	of
110	1-12-90	Montreal	Jim Dwyer	of	Jim Davins	p
111	4-4-90	Pittsburgh	Orlando Lind	p	Mike Pomeranz	p
			Junior Ortiz	c		
112	4-12-90	Texas	Fred Manrique	2b	Jeff Satzinger	p
113	5-30-90	San Francisco	Ed Gustafson	p	Francisco Oliveras	p
114	7-27-90	Toronto	Nelson Liriano	2b	John Candelaria	p
			Pedro Muñoz	of		
115	12-5-90	San Francisco	Steve Bedrosian	p	Johnny Ard	p
					Jimmy Williams	p
116	3-17-92	Pittsburgh	John Smiley	p	Midre Cummings	of
					Denny Neagle	p
					Paul Sorrento	1b
117	3-28-92	Cleveland	Curt Leskanic	p		
			Oscar Muñoz	p		
118	8-31-92	Montreal	Darren Reed	of	Bill Krueger	p
119	11-18-92	New York-NL	Pat Howell	of	Darren Reed	of
120	12-5-92	Philadelphia	Mike Hartley	p	David West	of
121	3-26-93	Colorado	Brett Merriman	p	Rob Wassenaar	p
					Gary Wayne	p
122	8-15-93	Baltimore	Erik Schullstrom	p	Mike Pagliarulo	3b
123	8-28-93	San Francisco	Greg Brummett	p	Jim Deshaies	p
			Andres Duncan	if		
			Aaron Fultz	p		
124	11-24-93	Chicago-NL	Dave Stevens	p	Willie Banks	p
			Matt Walbeck	c		
125	3-14-94	Montreal	Cash		Lenny Webster	c
126	8-31-94	Cleveland	Cash		Dave Winfield	dh
127	6-8-95	Cincinnati	John Courtright	p	Dave McCarty	1b
128	7-6-95	Boston	J.J. Johnson	of	Rick Aguilera	p
			Frank Rodriguez	p		
129	7-7-95	Baltimore	Kimera Barteek	of	Scott Erickson	p
			Scott Klingenberg	p		
130	7-31-95	Los Angeles-NL	Ron Coomer	3b	Mark Guthrie	p
			Greg Hansell	of	Kevin Tapani	p
			Chris Latham	p		
			Jose Parra	p		
131	8-26-96	Boston	Brian Looney	p	Pat Mahomes	p
132	8-29-96	Seattle	David Ortiz	1b	Dave Hollins	3b
133	4-8-97	Cincinnati	Cash		Scott Klingenberg	p
134	8-14-97	Atlanta	Mark Lewis	of	Greg Colbrunn	1b
135	8-21-97	Seattle	Joe Mays	p	Roberto Kelly	of
			Jeromy Palki	p		
136	8-30-97	Milwaukee	Michael Fieldbinder	p	Darrin Jackson	of
137	9-5-97	Atlanta	Steve Hacker	1b	Greg Myers	c
138	12-12-97	New York-NL	Alex Ochoa	of	Rich Becker	of
139	2-6-98	New York-AL	Brian Buchanan	of	Chuck Knoblauch	2b
			Cristian Guzmán	ss		
			Eric Milton	p		
			Danny Mota	p		
140	7-31-98	Boston	John Barnes	of	Greg Swindell	p
			Matt Kinney	p	Orlando Merced	of
			Joe Thomas	p		
141	8-25-98	Chicago-NL	Scott Downs	p	Mike Morgan	p
142	11-16-98	New York-AL	Allen Butler	3b	Dan Naulty	p
143	12-14-98	Milwaukee	Darrell Nicholas	of	Alex Ochoa	of
144	3-31-99	Chicago-NL	Cash		Dan Serafini	p
145	5-21-99	Chicago-NL	Kyle Lohse	p	Rick Aguilera	p
			Jason Ryan	p	Scott Downs	p
146	8-3-99	Houston	Josh Dimmick	c	George Williams	c
147	12-7-99	Colorado	Scott Randall	p	Chris Latham	of
148	12-13-99	Florida	Johan Santana	p	Jared Camp	p
			Cash			
149	7-16-00	Colorado	Todd Sears	1b	Butch Huskey	of
			Cash		Todd Walker	2b
150	8-31-00	Boston	Hector De Los Santos	ss	Midre Cummings	of
151	9-10-00	Boston	Lew Ford	of	Hector Carrasco	c
152	3-28-01	Arizona	Hanley Frias	if	Chad Moeller	p
153	3-28-01	Detroit	Todd Jones	p	Mark Redman	p
154	7-30-01	New York-NL	Rick Reed	p	Matt Lawton	of
155	7-12-02	San Diego	Jason Bartlett	ss	Brian Buchanan	of
156	11-15-02	Milwaukee	Matt Yeatman	p	Matt Kinney	p
			Gerard Oakes	p	Javier Valentin	c
157	7-16-03	Toronto	Shannon Stewart	of	Bobby Kielty	of
			Dave Gassner	1hp		
158	8-31-03	New York-AL	Jesse Orosco	1hp	Juan Padilla	rhp
159	9-9-03	San Diego	Alex Garcia	if	Todd Sears	1b

TWINS TRADES – 1961–2020

NO.	DATE	CLUB	RECEIVED	POS.	TRADED	POS.
160	11-14-03	San Francisco	Joe Nathan Boof Bonser Francisco Liriano	rhp rhp lhp	A.J. Pierzynski Cash	c
161	12-3-03	Philadelphia	Carlos Silva Nick Punto Bobby Korecky	rhp if rhp	Eric Milton	lhp
162	12-15-03	San Francisco	J.T. Thomas	lhp	Dustan Mohr	of
163	4-21-04	Boston	Cash		Brad Thomas	lhp
164	7-31-04	Chicago-NL	Justin Jones	lhp	Doug Mientkewicz	1b
165	7-11-05	Seattle	Bret Boone Cash	2b	PTBNL	
166	12-2-05	Florida	Luis Castillo	2b	Travis Bowyer Scott Tyler	rhp rhp
167	12-9-05	Los Angeles-AL	Alexi Casilla	if	J.C. Romero	lhp
168	6-15-06	Cincinnati	Brandon Roberts	of	Juan Castro	ss
169	7-31-06	Cincinnati	Zach Ward	rhp	Kyle Lohse	rhp
170	8-31-06	Chicago-NL	Phil Nevin	1b/dh	Adam Harben	rhp
171	7-30-07	New York-NL	Drew Butera Dustin Martin	c of	Luis Castillo	2b
172	8-15-07	Colorado	Matt Macri	3b	Ramon Ortiz	rhp
173	11-21-07	Chicago-NL	Craig Monroe	of	Doug Deeds	of
174	11-28-07	Tampa Bay	Delmon Young Brendan Harris Jason Pridie	of if of	Matt Garza Jason Bartlett Eduardo Morlan	rhp if rhp
175	2-2-08	New York-NL	Carlos Gómez Philip Humber Kevin Mulvey Deolis Guerra	of rhp rhp rhp	Johan Santana	lhp
176	8-25-08	Texas	Eddie Guardado	lhp	Mark Hamburger	rhp
177	7-31-09	Oakland	Orlando Cabrera	ss	Tyler Ladendorf	if
178	8-7-09	Cleveland	Carl Pavano	rhp	PTBNL (Yohan Pino)	rhp
179	8-28-09	Arizona	Jon Rauch	rhp	Kevin Mulvey Cash	rhp
180	11-9-09	Milwaukee	J.J. Hardy	ss	Carlos Gómez	of
181	12-10-09	Boston	PTBNL (Chris Province)	rhp	Boof Bonser	rhp
182	7-29-10	Washington	Matt Capps	rhp	Wilson Ramos	c
183	8-27-10	Los Angeles-AL	Brian Fuentes	lhp	PTBNL (Loek Van Mil)	rhp
184	12-9-10	Baltimore	Jim Hoey Brett Jacobson	rhp rhp	J.J. Hardy Brendan Harris Cash	ss if
185	12-16-10	Colorado	Paul Bargas	lhp	Jose Morales	c
186	3-28-11	Atlanta	Scott Diamond	lhp	Billy Bullock	rhp
187	8-15-11	Detroit	Cole Nelson PTBNL (Lester Oliveros)	lhp rhp	Delmon Young	of
188	8-25-11	Cleveland	Cash		Jim Thome	dh
189	12-6-11	Colorado	PTBNL (Daniel Turpen)	rhp	Kevin Slowey	rhp
190	7-28-12	Chicago-AL	Eduardo Escobar Pedro Hernandez	if lhp	Francisco Liriano	lhp
191	8-5-12	Boston	Jeremias Pineda	of	Danny Valencia	if
192	11-29-12	Washington	Alex Meyer	rhp	Denard Span	of
193	12-6-12	Philadelphia	Vance Worley Trevor May	rhp rhp	Ben Revere	of
194	7-31-13	Los Angeles-NL	PTBNL (Miguel Sulbaran)	lhp	Drew Butera	c
195	8-11-13	Kansas City	Cash or PTBNL		Jamey Carroll	if
196	8-31-13	Pittsburgh	Alex Presley PTBNL (Duke Welker)	of rhp	Justin Morneau	if
197	11-19-13	Pittsburgh	Kris Johnson	lhp	Duke Welker	rhp
198	12-18-13	Atlanta	Sean Gilmartin	lhp	Ryan Doumit	c
199	3-25-14	Pittsburgh	Cash		Vance Worley	rhp
200	4-7-14	New York-AL	Eduardo Nuñez	if	Miguel Sulbaran	lhp
201	7-24-14	Seattle	Stephen Pryor	rhp	Kendrys Morales	1b/dh
202	7-31-14	Oakland	Tommy Milone	lhp	Sam Fuld	of
203	8-9-14	Los Angeles-NL	PTBNL or Cash		Kevin Correia	of
204	8-11-14	Kansas City	Jason Adam	rhp	Josh Willingham	of
205	7-31-15	Tampa Bay	Kevin Jepsen	rhp	Alexis Tapia Chih Wei-Hu	rhp rhp
206	8-22-15	Milwaukee	Neal Cotts	lhp	PTBNL or Cash	
207	11-10-15	Arizona	Daniel Paika	of/1b	Chris Herrmann	c/of
208	11-11-15	New York-AL	John Ryan Murphy	c	Aaron Hicks	of
209	9-14-16	New York-AL	Cash		J.R. Graham	rhp
210	6-24-16	Tampa Bay	Cash		Oswaldo Arcia	of
211	7-28-16	San Francisco	Adalberto Mejia	lhp	Eduardo Nuñez	if
212	8-1-16	Boston	Pat Light	rhp	Fernando Abad	lhp
213	8-1-16	Los Angeles-AL	Héctor Santiago Alan Busenitz	lhp rhp	Ricky Nolasco Alex Meyer	rhp rhp
214	12-6-17	Seattle	David Banuelos	c	International Bonus Pool Money	
215	12-7-17	Los Angeles-AL	Jacob Pearson	of	International Bonus Pool Money	
216	12-8-16	San Diego	Justin Haley (& PTBNL or cash)	rhp	Miguel Diaz	rhp
217	2-9-17	Pittsburgh	Cash		Pat Light	rhp
218	5-8-17	Atlanta	Kevin Chapman	rhp	Danny Santana	if/of
219	7-23-17	Toronto	Cash		Nick Tepezch	rhp
220	7-24-17	Atlanta	Jaime Garcia Anthony Recker Cash	lhp c	Huascar Ynoa	rhp
221	7-27-17	Arizona	Gabriel Moya	lhp	John Ryan Murphy	c

TWINS TRADES – 1961–2020

NO.	DATE	CLUB	RECEIVED	POS.	TRADED	POS.
222	7-30-17	New York-AL	Dietrich Enns Zack Littell Cash	lhp rhp	Jaime Garcia	lhp
223	7-31-17	Washington	Tyler Watson	lhp	Brandon Kintzler	rhp
224	2-18-18	Tampa Bay	Jake Odorizzi	rhp	Jermaine Palacios	if
225	3-16-18	New York-AL	Jake Cave	of	Luis Gil	rhp
226	5-27-18	San Diego	Janigson Villalobos	c	Phil Hughes	rhp
227	7-27-18	Arizona	Jhoan Duran Gabriel Maciel Ernie De la Trinidad	rhp of of	Eduardo Escobar	if
228	7-27-18	Houston	Jorge Alcala Gilberto Celestino	rhp of	Ryan Pressly	rhp
229	7-30-18	Seattle	Chase De Jong Ryan Costello	rhp if	Zach Duke	lhp
230	7-30-18	New York-AL	Tyler Austin Luis Rijo	1b/dh rhp	Lance Lynn	rhp
231	7-31-18	Los Angeles-NL	Logan Forsythe Luke Raley Devin Smeltzer	2b of lhp	Brian Dozier	2b
232	8-9-18	Oakland	Dakota Chalmers	rhp	Fernando Rodney	rhp
233	1-15-19	Los Angeles-AL	Daniel Ozoria	if	John Curtiss	rhp
234	3-3-19	Texas	Xavier Moore Cash	rhp	Zack Granite	of
235	3-3-19	Baltimore	International Bonus Pool Money		Xavier Moore	rhp
236	3-23-19	San Francisco	John Andreoli Cash	of	Michael Reed	of
237	4-8-19	San Francisco	Malique Ziegler	of	Tyler Austin	1b/dh
238	7-20-19	Philadelphia	Cash		Mike Morin	rhp
239	7-21-19	Seattle	Cash		Matt Magill	rhp
240	7-27-19	Miami	Sergio Romo Chris Vallimont PTBNL	rhp rhp	Lewin Diaz	1b
241	7-31-19	San Francisco	Sam Dyson	rhp	Jaylin Davis Prelander Berroa Kai-Wei Teng	of rhp rhp
242	8-10-19	Seattle	Ian Miller	of	cash	
243	9-8-19	Atlanta	Ryan LaMarre	of	cash	
244	1-29-20	Washington	Hunter McMahon	rhp	Ryne Harper	rhp
245	2-10-20	Los Angeles-NL	Kenta Maeda Jair Camargo cash	rhp c	Brusdar Graterol Luke Raley Comp. Bal. B Pick in 2020 MLB Draft	rhp of

NOTE: 2020 trades all prior to February 11, 2020

LAST TRADE WITH...

AMERICAN LEAGUE

TRADES	TEAM	LAST TRADE	OBTAINED	TRADED
7	Baltimore	3/3/19	Intl. Bonus Pool Money	Xavier Moore
13	Boston	8/1/16	Pat Light	Fernando Abad
7	Chicago	7/28/12	Eduardo Escobar, Pedro Hernandez	Francisco Liriano
15	Cleveland	8/25/11	cash	Jim Thome
10	Detroit	8/15/11	Cole Nelson, Lester Oliveros	Delmon Young
5	Houston	7/27/18	Jorge Alcala, Gilberto Celestino	Ryan Pressly
4	Kansas City	8/11/14	Jason Adam	Josh Willingham
13	Los Angeles	1/15/19	Daniel Ozoria	John Curtiss
16	New York	7/30/18	Tyler Austin, Luis Rijo	Lance Lynn
7	Oakland	8/9/18	Dakota Chalmers	Fernando Rodney
11	Seattle	8/10/19	Ian Miller	cash
4	Tampa Bay	2/18/18	Jake Odorizzi	Jermaine Palacios
9	Texas	2/25/19	Xavier Moore, cash	Zack Granite
5	Toronto	7/23/17	cash	Nick Tepesch

NATIONAL LEAGUE

TRADES	TEAM	LAST TRADE	OBTAINED	TRADED
5	Arizona	7/27/18	Jhoan Duran, Maciel Gabriel, Ernie De la Trinidad	Eduardo Escobar
6	Atlanta	9/8/19	Ryan LaMarre	cash
11	Chicago	8/30/18	Chris Gimenez	Bobby Wilson
9	Cincinnati	7/31/06	Zach Ward	Kyle Lohse
6	Colorado	12/6/11	PTBNL (Daniel Turpen)	Kevin Slowey
3	Miami	7/27/19	Sergio Romo, Chris Vallimont, PTBNL	Lewin Diaz
12	Los Angeles	2/10/20	Kenta Maeda, Jair Camargo, cash	Brusdar Graterol, Luke Raley, Competitive Balance B Pick '20 Draft
9	Milwaukee	8/21/15	Neal Cotts	PTBNL
9	New York	2/2/08	Carlos Gómez, Phil Humber, Kevin Mulvey, Deolis Guerra	Johan Santana
10	Philadelphia	7/20/19	cash	Mike Morin
7	Pittsburgh	2/9/17	cash	Pat Light
5	St. Louis	4/22/88	Tom Herr	Tom Brunansky
7	San Diego	5/27/18	Janigson Villalobos	Phil Hughes, Cash
10	San Francisco	7/31/19	Sam Dyson	Jaylin Davis, Prelander Berroa, Kai-Wei Teng
11	Washington	1/29/20	Hunter McMahon	Ryne Harper

TWINS ANNUAL AWARDS

CALVIN R. GRIFFITH AWARD — MOST VALUABLE TWIN

(First Twins Owner)

1961.....	Harmon Killebrew	1981.....	Doug Corbett	2001.....	Doug Mientkiewicz
1962.....	Vic Power	1982.....	Gary Ward	2002.....	Torii Hunter
1963.....	Earl Battey	1983.....	John Castino	2003.....	Shannon Stewart
1964.....	Tony Oliva	1984.....	Kent Hrbek	2004.....	Johan Santana
1965.....	*Zolito Versalles	1985.....	Kirby Puckett	2005.....	Johan Santana
1966.....	Harmon Killebrew	1986.....	Kirby Puckett	2006.....	*Justin Morneau
1967.....	Harmon Killebrew	1987.....	Jeff Reardon	2007.....	Torii Hunter
1968.....	César Tovar	1988.....	Kirby Puckett	2008.....	Justin Morneau
1969.....	*Harmon Killebrew	1989.....	Kirby Puckett	2009.....	*Joe Mauer
1970.....	Harmon Killebrew	1990.....	Brian Harper	2010.....	Joe Mauer
1971.....	Leo Cardenas	1991.....	Jack Morris	2011.....	Michael Cuddyer
1972.....	Rod Carew	1992.....	Kirby Puckett	2012.....	Josh Willingham
1973.....	Rod Carew	1993.....	Brian Harper	2013.....	Joe Mauer
1974.....	Rod Carew	1994.....	Kirby Puckett	2014.....	Phil Hughes
1975.....	Rod Carew	1995.....	Chuck Knoblauch	2015.....	Miguel Sanó
1976.....	Rod Carew	1996.....	Chuck Knoblauch	2016.....	Brian Dozier
1977.....	*Rod Carew	1997.....	Brad Radke	2017.....	Brian Dozier
1978.....	Roy Smalley	1998.....	Matt Lawton	2018.....	Eddie Rosario
1979.....	Roy Smalley	1999.....	Brad Radke	2019.....	Nelson Cruz
1980.....	John Castino	2000.....	Matt Lawton	2019.....	Nelson Cruz

Award voted on by the Twin Cities Chapter of the BBWAA

JOSEPH W. HAYNES AWARD — TWINS PITCHER OF THE YEAR

(Former Twins Executive Vice President)

1962.....	Camilo Pascual	1982.....	Bobby Castillo	2002.....	Eddie Guardado
1963.....	Bill Dailey	1983.....	Ken Schrom	2003.....	Johan Santana
1964.....	Al Worthington	1984.....	Frank Viola	2004.....	*Johan Santana
1965.....	Jim Grant	1985.....	Ron Davis	2005.....	Johan Santana
1966.....	Jim Kaat	1986.....	Bert Blyleven	2006.....	*Johan Santana
1967.....	Dean Chance	1987.....	Frank Viola	2007.....	Johan Santana
1968.....	Dean Chance	1988.....	*Frank Viola	2008.....	Joe Nathan
1969.....	Jim Perry	1989.....	Allan Anderson	2009.....	Joe Nathan
1970.....	*Jim Perry	1990.....	Rick Aguilera	2010.....	Carl Pavano
1971.....	Bert Blyleven	1991.....	Jack Morris	2011.....	Glen Perkins
1972.....	Jim Kaat	1992.....	John Smiley	2012.....	Scott Diamond
1973.....	Bert Blyleven	1993.....	Rick Aguilera	2013.....	Glen Perkins
1974.....	Bill Campbell	1994.....	Kevin Tapani	2014.....	Phil Hughes
1975.....	Jim Hughes	1995.....	Brad Radke	2015.....	Kyle Gibson
1976.....	Bill Campbell	1996.....	Frank Rodriguez	2016.....	Ervin Santana
1977.....	Dave Goltz	1997.....	Brad Radke	2017.....	Ervin Santana
1978.....	Mike Marshall	1998.....	Mike Trombley	2018.....	José Berrios
1979.....	Jerry Koosman	1999.....	Brad Radke	2019.....	Taylor Rogers
1980.....	Doug Corbett	2000.....	Eric Milton	2019.....	Taylor Rogers
1981.....	Doug Corbett	2001.....	Joe Mays		

Award voted on by the Twin Cities Chapter of the BBWAA

BILL BONI AWARD — TWINS OUTSTANDING ROOKIE

(Former St. Paul Dispatch-Pioneer Press Executive Sports Editor)

1962.....	Bernie Allen	1982.....	Kent Hrbek	2001.....	Luis Rivas
1963.....	Jimmie Hall	1983.....	Darrell Brown	2002.....	Bobby Kielty
1964.....	*Tony Oliva	1984.....	Kirby Puckett	2003.....	Low Ford
1965.....	Sandy Valdespino	1985.....	Mark Salas	2004.....	Joe Mauer
1966.....	César Tovar	1986.....	Steve Lombardozzi	2005.....	Jesse Crain
1967.....	*Rod Carew	1987.....	Les Straker	2006.....	Francisco Liriano
1968.....	Ron Clark	1988.....	None Awarded	2007.....	Matt Garza
1969.....	George Mitterwald	1989.....	Gary Wayne	2008.....	Denard Span
1970.....	Bert Blyleven	1990.....	Kevin Tapani	2009.....	Jose Mijares
1971.....	Steve Braun	1991.....	*Chuck Knoblauch	2010.....	Danny Valencia
1972.....	Bob Darwin	1992.....	Mike Trombley	2011.....	Ben Revere
1973.....	Jerry Terrell	1993.....	Pat Meares	2012.....	Scott Diamond
1974.....	Craig Kusick	1994.....	Matt Walbeck	2013.....	Caleb Thielbar
1975.....	Dan Ford	1995.....	*Marty Cordova	2014.....	Danny Santana
1976.....	Butch Wynegar	1996.....	Ron Coomer	2015.....	Miguel Sanó
1977.....	Paul Thormodsgard	1997.....	None Awarded	2016.....	Max Kepler
1978.....	Roger Erickson	1998.....	None Awarded	2017.....	Trevor Hildenberger
1979.....	*John Castino	1999.....	Eric Milton	2018.....	Jake Cave
1980.....	Doug Corbett	2000.....	Cristian Guzmán	2019.....	Luis Arraez
1981.....	Dave Engle		Mark Redman		

Award voted on by the Twin Cities Chapter of the BBWAA

JIM KAAT AWARD — DEFENSIVE PLAYER OF THE YEAR

(Former Twins Pitcher)

2012.....	Ben Revere	2015.....	Eddie Rosario	2018.....	Max Kepler
2013.....	Pedro Florimon	2016.....	Byron Buxton	2019.....	Byron Buxton
2014.....	Brian Dozier	2017.....	Byron Buxton		

Award voted on by the Twin Cities Chapter of the BBWAA

TWINS ANNUAL AWARDS

CHARLES O. JOHNSON AWARD — MOST IMPROVED TWIN

(Former Minneapolis Star and Tribune Sports Editor)

1963.....	Lee Stange	1982.....	Gary Ward	2001.....	Joe Mays
1964.....	Jim Kaat	1983.....	Mickey Hatcher	2002.....	LaTroy Hawkins
1965.....	Don Mincher	1984.....	Frank Viola	2003.....	Johan Santana
1966.....	Jim Kaat	1985.....	Ron Davis	2004.....	Juan Rincón
1967.....	Ted Uhlhaender	1986.....	Gary Gaetti	2005.....	Carlos Silva
1968.....	Ted Uhlhaender	1987.....	Greg Gagne	2006.....	Michael Cuddyer
1969.....	Rod Carew	1988.....	Allan Anderson	2007.....	Carlos Silva
1970.....	César Tovar	1989.....	Brian Harper	2008.....	Alexi Casilla
1971.....	César Tovar	1990.....	Mark Guthrie	2009.....	Michael Cuddyer
1972.....	Danny Thompson	1991.....	Shane Mack	2010.....	Delmon Young
1973.....	Jim Holt	1992.....	Mark Guthrie	2011.....	Glen Perkins
1974.....	Glenn Borgmann	1993.....	Lary Casian	2012.....	Ben Revere
1975.....	Phil Roof	1994.....	Chuck Knoblauch	2013.....	Brian Dozier
1976.....	Lyman Bostock	1995.....	Pedro Muñoz	2014.....	Eduardo Escobar
1977.....	Rod Carew	1996.....	Rich Becker	2015.....	Aaron Hicks
1978.....	Roy Smalley	1997.....	Brad Radke	2016.....	Brian Dozier
1979.....	Rob Wilfong	1998.....	Todd Walker	2017.....	Byron Buxton
1980.....	John Castino	1999.....	Eric Milton	2018.....	Kyle Gibson
1981.....	Sal Butera	2000.....	Cristian Guzmán	2019.....	Mitch Garver

Award voted on by the Twin Cities Chapter of the BBWAA

SHERRY ROBERTSON AWARD — TWINS OUTSTANDING FARM SYSTEM POSITION PLAYER*

(Former Twins Farm Director)

1970.....	Mark Wiley	1987.....	Mike Dyer	2004.....	Jason Kubel
1971.....	Steve Brye	1988.....	Pete Delkus	2005.....	David Winfree
1972.....	Tom Smithson	1989.....	Paul Sorrento	2006.....	Alexi Casilla
1973.....	Craig Kuscik	1990.....	Denny Neagle	2007.....	Brian Buscher
1974.....	Butch Wynegar	1991.....	Pat Mahomes	2008.....	Ben Revere
1975.....	Steve Luebber	1992.....	Marty Cordova	2009.....	Ben Revere
1976.....	Dan Graham	1993.....	LaTroy Hawkins	2010.....	Joe Benson
1977.....	Greg Field	1994.....	LaTroy Hawkins	2011.....	Brian Dozier
1978.....	Steve Douglas	1995.....	Javier Valentín	2012.....	Oswaldo Arcia
1979.....	Steve Green	1996.....	Todd Walker	2013.....	Byron Buxton
1980.....	Bob Konopa	1997.....	David Ortiz	2014.....	Kennys Vargas
1981.....	Kent Hrbek	1998.....	Doug Mientkiewicz	2015.....	Max Kepler
1982.....	Jeff Reed	1999.....	Michael Restovich	2016.....	Zack Granite
1983.....	Tim Lincecum	2000.....	John Barnes	2017.....	Mitch Garver
1984.....	Curt Wardle	2001.....	Michael Cuddyer	2018.....	Alex Kirilloff
1985.....	Mark Davidson	2002.....	Lew Ford	2019.....	Trevor Larnach
1986.....	Gene Larkin	2003.....	Joe Mauer		

JIM RANTZ AWARD — TWINS OUTSTANDING FARM SYSTEM PITCHER*

(Former Twins Director of Minor Leagues)

2002.....	J.D. Durbin	2008.....	Anthony Slama	2014.....	José Berrios
2003.....	Jesse Crain	2009.....	David Bromberg	2015.....	Jose Berrios
2004.....	Scott Baker	2010.....	Kyle Gibson	2016.....	Stephen Gonsalves
2005.....	Francisco Liriano	2011.....	Liam Hendriks	2017.....	Aaron Slegers
2006.....	Matt Garza	2012.....	B.J. Hermens	2018.....	Lewis Thorpe
2007.....	Kevin Slowey	2013.....	Andrew Albers	2019.....	Randy Dobnak

* the Twins presented two awards beginning in 2002 to distinguish between position players (Sherry Robertson Award) and pitchers.

DICK SIEBERT AWARD — UPPER MIDWEST PLAYER OF THE YEAR

(Former University of Minnesota Baseball Coach)

1962.....	Dick Stigman, MIN	1982.....	Paul Molitor, MIL	2001.....	Aaron Sele, SEA
1963.....	John Blanchard, NYY	1983.....	Mike Boddicker, BAL	2002.....	Jarrod Washburn, ANA
1964.....	Bob Johnson, BAL	1984.....	Kent Hrbek, MIN	2003.....	Jim Brower, SF
1965.....	Jerry Kindall, MIN	1985.....	Dave Winfield, NYY	2004.....	Keith Foulke, BOS
1966.....	Rick Reichardt, CAL	1986.....	Jack Morris, DET	2005.....	Travis Hafner, CLE
1967.....	Lee Stange, BOS	1987.....	Paul Molitor, MIL	2006.....	Joe Mauer, MIN
1968.....	Jerry Koonsman, NYM	1988.....	Dave Winfield, NYY	2007.....	Pat Neshek, MIN
1969.....	Jerry Koonsman, NYM	1989.....	Terry Steinbach, OAK	2008.....	Joe Mauer, MIN
1970.....	Jerry Koonsman, NYM	1990.....	Mike Boddicker, BOS	2009.....	Joe Mauer, MIN
1971.....	Dick Green, OAK	1991.....	Jack Morris, MIN	2010.....	Joe Mauer, MIN
1972.....	Denis Menke, CIN	1992.....	Dave Winfield, MIN	2011.....	Jeremy Hellickson, TB
1973.....	John Hiller, DET	1993.....	Paul Molitor, TOR	2012.....	Joe Mauer, MIN
1974.....	Dave Winfield, SD	1994.....	Paul Molitor, TOR	2013.....	Jordan Zimmermann, WAS
1975.....	Dave Goltz, MIN	1995.....	Dan Wilson, SEA	2014.....	Pat Neshek, STL
1976.....	Tom Poquette, KC	1996.....	Paul Molitor, MIN	2015.....	Tony Watson, PIT
1977.....	Tom Johnson, MIN	1997.....	Denny Neagle, ATL	2016.....	Brad Hand, SD
1978.....	Paul Molitor, MIL	1998.....	Rick Helling, TEX	2017.....	Joe Mauer, MIN
1979.....	Dave Winfield, SD	1999.....	Rick Helling, TEX	2018.....	Joe Mauer, MIN
1980.....	Paul Molitor, MIL & Jack Morris, DET	2000.....	Darin Erstad, ANA	2019.....	Nick Anderson, MIA/TB
1981.....	Jack Morris, DET				

Award voted on by the Twin Cities Chapter of the BBWAA

TWINS ANNUAL AWARDS

CARL R. POHLAD AWARD — OUTSTANDING COMMUNITY SERVICE

(Late Twins Owner)

Established in 1993, the Carl R. Pohlad Award is named after the late Twins owner who always felt the need to return something to his community. Voted on by the Twins Community Fund Board of Directors, the award recognizes a Twins player whose work and dedication on behalf of the ball club benefit communities throughout the Upper Midwest.

1993.....	Brian Harper	2002.....	Brad Radke	2011.....	Carl Pavano
1994.....	Kent Hrbek	2003.....	Doug Mientkiewicz	2012.....	Denard Span
1995.....	Kirby Puckett	2004.....	Torii Hunter	2013.....	Glen Perkins
1996.....	Paul Molitor	2005.....	Ron Gardenhire	2014.....	Brian Duensing
1997.....	Rick Aguilera	2006.....	Michael Cuddyer	2015.....	Brian Dozier
1998.....	Terry Steinbach	2007.....	Johan Santana	2016.....	Eduardo Escobar
1999.....	Ron Coomer	2008.....	Joe Mauer	2017.....	Kyle Gibson
2000.....	Denny Hocking	2009.....	Justin Morneau	2018.....	José Berrios
2001.....	Corey Koskie	2010.....	Jesse Crain	2019.....	Nelson Cruz

MIKE AUGUSTIN AWARD “MEDIA GOOD GUY” AWARD (Former Pioneer Press Sports Writer)

2006.....	Torii Hunter
2007.....	Torii Hunter
2008.....	Joe Nathan
2009.....	Denard Span
2010.....	Michael Cuddyer
2011.....	Michael Cuddyer
2012.....	Glen Perkins
2013.....	Brian Dozier
2014.....	Ron Gardenhire
2015.....	Torii Hunter
2016.....	Terry Ryan
2017.....	Chris Gimenez
2018.....	Kyle Gibson
2019.....	Kyle Gibson

Award voted on by the Twin Cities Chapter of the BBWAA

BOB ALLISON AWARD LEADERSHIP AWARD (Former Twins Outfielder)

2005.....	Mike Redmond
2006.....	Brad Radke
2007.....	Mike Redmond
2008.....	Justin Morneau
2009.....	Michael Cuddyer
2010.....	Michael Cuddyer
2011.....	Michael Cuddyer
2012.....	Justin Morneau
2013.....	Justin Morneau
2014.....	Kurt Suzuki
2015.....	Torii Hunter
2016.....	Brian Dozier
2017.....	Brian Dozier
2018.....	Joe Mauer
2019.....	Nelson Cruz

Award voted on by the Twin Cities Chapter of the BBWAA

HERB CARNEAL AWARD LIFETIME ACHIEVEMENT AWARD (Former Twins Broadcaster)

2006.....	Herb Carneal
2007.....	Tom Mee
2008.....	Carl Pohlad
2009.....	Jerry Bell
2010.....	Bert Blyleven
2011.....	John Gordon
2012.....	Jim Rantz
2013.....	Tony Oliva
2014.....	none awarded
2015.....	Tom Kelly
2016.....	Rod Carew
2017.....	Rick Stelmazsek
2018.....	Jack Morris
2019.....	John Anderson

Award voted on by the Diamond Awards Committee

KIRBY PUCKETT AWARD ALUMNI COMMUNITY SERVICE (Former Twins Outfielder)

2006.....	Harmon Killebrew
2007.....	Tony Oliva
2008.....	Kent Hrbek
2009.....	Rod Carew
2010.....	Bert Blyleven
2011.....	Terry Steinbach
2012.....	Roy Smalley
2013.....	Frank Quilici
2014.....	Jim Kaat
2015.....	Julio Becquer
2016.....	Jim “Mudcat” Grant
2017.....	Tim Laudner
2018.....	Corey Koskie
2019.....	Justin Morneau

Award voted on by the Twins Community Fund Board of Directors

TERRY RYAN AWARD PLAY BALL! MINNESOTA (Former Twins Executive VP/General Manager)

2006.....	John Wilkens
2007.....	Bill Peterson
2008.....	Tink Larson
2009.....	Jim Peck
2010.....	Ed Lippert
2011.....	Dale Welter
2012.....	Jim Berbee
2013.....	Steve Winfield
2014.....	Larry Gallagher
2015.....	Craig Anderson
2016.....	Kim Niederluecke
2017.....	Jim Pettersen
2018.....	Paul Karst
2019.....	Joe Kreger

Award voted on by the Diamond Awards Committee

MOST YEARS PLAYED AT A POSITION

C	Joe Mauer	2004-13 (10)
1B	Kent Hrbek	1982-94 (13)
2B	Rod Carew	1967-69, '71-75 (8)
SS	Greg Gagne	1985-92 (8)
3B	Gary Gaetti	1982-90 (9)
OF	Kirby Puckett	1984-95 (12)
OF	Torii Hunter	1998-2007, '15 (11)
OF	Tony Oliva	1964-71 (8)
OF	Bob Allison	1961-63, '65-69 (8)

TWINS AWARDS AND HONORS

MVP/PLAYER OF THE YEAR

1965 AL MVP	Zoilo Versalles
1965 TSN AL Player of the Year	Tony Oliva
1969 AL MVP	Harmon Killebrew
1969 TSN AL Player of the Year	Harmon Killebrew
1970 TSN AL Player of the Year	Harmon Killebrew
1971 TSN AL Player of the Year	Tony Oliva
1975 Joe Cronin Award/AL Player of the Year	Rod Carew
1977 AL MVP	Rod Carew
1977 TSN MLB Player of the Year	Rod Carew
2006 AL MVP	Justin Morneau
2006 Baseball America MLB Player of the Year	Johan Santana
2009 AL MVP	Joe Mauer

CY YOUNG AWARD/PITCHER OF THE YEAR

1965 TSN AL Pitcher of the Year	Jim Grant
1966 TSN AL Pitcher of the Year	Jim Kaat
1970 AL Cy Young Award	Jim Perry
1988 AL Cy Young Award	Frank Viola
1988 TSN AL Pitcher of the Year	Frank Viola
2004 AL Cy Young Award	Johan Santana
2004 TSN AL Pitcher of the Year	Johan Santana
2006 AL Cy Young Award	Johan Santana

ROOKIE OF THE YEAR

1964 AL Rookie of the Year	Tony Oliva
1964 TSN AL Rookie Player of the Year	Tony Oliva
1967 AL Rookie of the Year	Rod Carew
1967 TSN AL Rookie Player of the Year	Rod Carew
1970 TSN AL Rookie Pitcher of the Year	Bert Blyleven
1976 TSN AL Rookie Player of the Year	Butch Wynegar
1979 AL Co-Rookie of the Year	John Castino with Alfredo Griffin
1991 AL Rookie of the Year	Chuck Knoblauch
1991 TSN AL Rookie Player of the Year	Chuck Knoblauch
1995 AL Rookie of the Year	Marty Cordova

ROBERTO CLEMENTE AWARD

1977	Rod Carew
1994	Dave Winfield
1996	Kirby Puckett

BRANCH RICKEY AWARD - COMMUNITY SERVICE

1993	Kirby Puckett
1998	Paul Molitor

ROBERT O. FISHEL PUBLIC RELATIONS AWARD

1988	Tom Mee
------	---------

DONALD DAVIDSON TRAVELING SECRETARY OF THE YEAR AWARD

2000	Remzi Kiratli
------	---------------

ORGANIZATION OF THE YEAR AWARD

2000	Topps
2002	Baseball America
2002	USA Today
2004	Baseball America

TOPPS LONG & MERITORIOUS SERVICE AWARD

1984	George Brophy
1997	Jim Rantz

CHIEF BENDER AWARD - SCOUT OF THE YEAR

2008	Jim Rantz
2011	Mike Radcliff

MANAGER OF THE YEAR

1965 TSN Major League Manager of the Year	Sam Mele
1965 AP AL Manager of the Year	Sam Mele
1965 UPI AL Manager of the Year	Sam Mele
1987 UPI AL Manager of the Year	Tom Kelly
1991 TSN AL Manager of the Year	Tom Kelly
1991 UPI AL Manager of the Year	Tom Kelly
1991 AL Manager of the Year	Tom Kelly
2004 TSN AL Manager of the Year	Ron Gardenhire with Buck Showalter
2008 Baseball America AL Manager of the Year	Ron Gardenhire
2010 TSN AL Manager of the Year	Ron Gardenhire
2010 AL Manager of the Year	Ron Gardenhire
2015 TSN AL Manager of the Year	Paul Molitor
2017 AL Manager of the Year	Paul Molitor
2019 AL Manager of the Year	Rocco Baldelli

EXECUTIVE OF THE YEAR

1965 TSN Executive of the Year	Calvin Griffith
1991 TSN Executive of the Year	Andy MacPhail
2002 TSN Executive of the Year	Terry Ryan
2004 Baseball America's MLB Executive of the Year	Terry Ryan
2006 TSN Executive of the Year	Terry Ryan

ROLAIDS RELIEF MAN AWARD/ FIREMAN OF THE YEAR

1969 TSN AL Fireman of the Year	Ron Perranoski
1970 TSN AL Fireman of the Year	Ron Perranoski
1976 TSN AL Fireman of the Year	Bill Campbell
1976 Roloids Relief Man Award	Bill Campbell
1979 TSN co-AL Fireman of the Year	Mike Marshall with Jim Kern
1987 TSN co-AL Fireman of the Year	Jeff Reardon with Dave Righetti
2009 Roloids Relief Man Award	Joe Nathan (tied with Mariano Rivera)

COMEBACK PLAYER OF THE YEAR

1967 AP American League	Dean Chance
1979 UPI American League	Jerry Koosman
1991 TSN American League	Jack Morris
2010 AL Comeback Player of the Year	Francisco Liriano

BASEBALL AMERICA MINOR LEAGUE PLAYER OF THE YEAR

2003	Joe Mauer
2013	Byron Buxton

USA TODAY MINOR LEAGUE PLAYER OF THE YEAR

2005	Francisco Liriano
2006	Matt Garza

EDGAR MARTÍNEZ AWARD - OUTSTANDING DH

1991	Chili Davis
1996	Paul Molitor
2019	Nelson Cruz

JOE CRONIN AWARD - AL ACHIEVEMENT

1975	Rod Carew
1993	Dave Winfield

MARVIN MILLER "MAN OF THE YEAR"

1998	Paul Molitor
2007	Torii Hunter

WILSON DEFENSIVE PLAYER OF THE YEAR

2017	Byron Buxton
------	--------------

ALL-MLB TEAM

2019	Nelson Cruz, DH
------	-----------------

TWINS AWARDS AND HONORS

AMERICAN LEAGUE PLAYER OF THE MONTH

1974	May	Rod Carew (.425, 37-87)
1975	May	Jim Hughes (6-0, 0.69 ERA, 5 CG, 7 IP SHO relief)
1977	Rod Carew (.482)
1977	September	Rod Carew (.439)
1984	July	Kent Hrbek (31 RBI, 76 TB, .717 SLG)
1986	April	Kirby Puckett (.396, 68 TB, 36 H, 8 HR, 22 R)
1986	June	Kent Hrbek (.400, .726 SLG, 8 HR, 27 RBI)
1989	August	Kent Hrbek (.370, 7 HR, 23 RBI, 69 TB, 6 GW-9BI, 21 R)
1992	May	Kirby Puckett (.374, 23 R, 40 H, 7 HR, 25 RBI)
1992	June	Kirby Puckett (.336, 24 R, 40 H, 5 HR, 24 RBI)
2002	April	Tori Hunter (.371, 39 H, 9 HR, 20 RBI)
2006	June	Joe Mauer (.452, 42 H, 14 RBI, 187 R, .528 OBP)
2007	May	Justin Morneau (.314, 33 H, 10 HR, 29 RBI, .667 SLG)
2009	May	Joe Mauer (.414, 41 H, 11 SLG, 32 RBI, .500 OBP, .838 SLG)
2010	July	Delmon Young (.434, 6 SLG, 12 2B, 30 RBI, .736 SLG)

THE SPORTING NEWS/LOUISVILLE SILVER SLUGGER AWARD

Kirby Puckett	1986, '87, '88, '89, '92 and '94	
Paul Molitor	1996
Chuck Knoblauch	1995 and '97
Joe Mauer	2006, '08, '09, '10 and '13
Justin Morneau	2006 and '08
Josh Willingham	2012
Nelson Cruz	2019
Mitch Garver	2019

RAWLINGS GOLD GLOVE AWARD WINNERS

1961	Earl Battey, c	1967	Jim Kaat, p
1962	Earl Battey, c	1968	Jim Kaat, p
	Jim Kaat, p	1969	Jim Kaat, p
	Vic Power, 1b	1970	Jim Kaat, p
1963	Jim Kaat, p	1971	Jim Kaat, p
	Vic Power, 1b	1972	Jim Kaat, p
	Zoilo Versalles, ss	1973	Jim Kaat, p
1964	Jim Kaat, p	1986	Gary Gaetti, 3b
1965	Jim Kaat, p		Kirby Puckett, cf
	Zoilo Versalles, ss	1987	Gary Gaetti, 3b
1966	Jim Kaat, p		Kirby Puckett, cf
	Tony Oliva, rf		

AMERICAN LEAGUE PITCHER OF THE MONTH

1987	July	Frank Viola (5-0, 2 CG, 1.88 ERA, 1 SHO, 48 IP)
1988	May	Frank Viola (6-0, 1.53 ERA, 2 CG, 2 SHO, 47 IP, 39 K)
1991	May	Scott Erickson (5-0, 1.36 ERA, 46.1 IP, 1 SHO)
1991	June	Jack Morris (6-0, 2 CG, 1 SHO)
1991	August	Kevin Tapani (5-0, 48 IP, 1 CG, 8-game win-streak)
1992	April	Bill Krueger (4-0, 0.84 ERA, 32 IP, 18 H, 3 ER, 16 K, 1 SHO)
1992	June	John Smiley (4-0, 1.34 ERA, 47 IP, 34 H, 8 BB, 35 K)
1993	June	Rick Aguilera (10 saves, 0.00 ERA, 13 IP, 39/42 batters retired)
1997	July	(co-with Finley) Brad Radke (6-0, 1.57 ERA, 40.0 IP, 10 BB, 30 K)
2001	April	Brad Radke (5-0, 2.23 ERA, 48.1 IP, 4 BB, 25 K)
2003	August	Johan Santana (5-0, 1.07 ERA, 42.0 IP, 10 BB, 44 K)
2004	July	Johan Santana (3-2, 1.17 ERA, 46.0 IP, 14 H, 61 K)
2004	August	Johan Santana (6-0, 2.08 ERA, 43.1 IP, 7 BB, 52 K)
2004	September	Johan Santana (5-0, 0.45 ERA, 40.0 IP, 24 H, 52 K)
2006	June	Johan Santana (5-0, 1.05 ERA, 43.0 IP, 24 H, 44 K)
2006	September	Johan Santana (3-1, 1.78 ERA, 35.1 IP, 38 K)
2010	April	Francisco Liriano (3-0, 0.93 ERA, 29.0 IP, 27 K)

AMERICAN LEAGUE ROOKIE OF THE MONTH

2006	June	Francisco Liriano (4-1, 2.31, 35.0 IP, 35 K)
2006	July	Francisco Liriano (4-1, 1.51, 41.2 IP, 55 K)
2006	September	Boof Bonser (4-1, 2.63, 37.2 IP, 30 K)
2011	June	(co-with Weeks) Ben Revere (.294, 30 H, 14 R, 7 SB)
2015	August	Miguel Sanó (2.78, 7 HR, 26 RBI, 1.006 OPS)

AMERICAN LEAGUE PLAYER OF THE WEEK

1974	April 30	Bill Campbell (2.01 innings of scoreless relief)
	July 2	Tony Oliva (4 HR, 12 hits in 2 days)
1975	June 8	Rod Carew (.647)
1976	Sept. 5	Rod Carew (.467, 9 R, 5 RBI, stole home)
1977	June 27	Rod Carew (.607)
1979	May 6	Mike Marshall (5 G, 3-0, 2 saves)
	June 1	Roy Smalley (.462, 3 HR, 11 RBI)
1981	May 3	Roy Smalley (.476, 3 GW-RBI)
1982	July 4	Gary Ward (.400, 4 HR, 12 RBI, 1.080 SLG)
	Sept. 12	Gary Ward (3 HR, 9 RBI)
1984	August 19	Mickey Hatcher (.556, 5 2B, 28 TB, 6 RBI)
1985	August 18	Bert Blyleven (1.50 ERA, 2 CG, 1 SHO, 16 K)
1986	April 27	Kirby Puckett (.462, 4 HR, .962 SLG)
	June 22	(co-winner with Sutton) Kent Hrbek (.480, 4 HR, 12 RBI)
	August 3	Kirby Puckett (.519, 14 H, 2 HR, 8 RBI, .963 SLG)
1987	August 31	(co-winner with Lansford) Kirby Puckett (.577, 8 R)
1988	May 1	Kent Hrbek (.478, 4 2B, 1.174 SLG)
	May 29	(co-winner with Flier) Jeff Reardon (5 saves in 5 games)
	June 5	Greg Gagne (.529, 1.176 SLG, 7 RBI)
	August 14	Dan Gladden (.566, 4 SB, 7 R)
1989	June 18	Gary Gaetti (.360, 8 R, 4 HR, 10 RBI, .840 SLG)
	June 25	Dan Gladden (14 H, 10 R, 2 HR, 6 RBI)
	July 2	Frank Viola (2-0, 2 CG, 0.50 ERA, 11 K, 1 SHO)
	July 30	Kent Hrbek (6 R, 3 HR, 13 RBI, 1.000 SLG)
1990	July 15	Kent Hrbek (.563, 3 HR, 4 RBI, 1.188 SLG, .682 OBP)
1992	June 7	Kirby Puckett (.414, 3 HR, 10 RBI)
	June 28	Brian Harper (.632, 6 R, 2 HR, 7 RBI, 1.053 SLG)
1993	May 16	Dave Winfield (.522, 12 H, 7 R, 3 HR, 6 RBI)
	June 13	Shane Mack (.400, 3 HR, 10 RBI)
	Sept. 12	Kevin Tapani (2-0, 0.57 ERA, 15.2 IP, 1 ER, 14 K, 1 SHO)
1994	May 1	Scott Erickson (no-hitter April 25 vs. MIL, 9.0 IP, 4 BB, 5 K)
1995	May 21	Marty Cordova (Homered in 5 consecutive games, May 16-20)
1996	April 3	Chuck Knoblauch (.545, 6 R, 3 2B, 2 HR, 5 RBI)
1996	Sept. 7	Dave Hollins (.615, 6 G, 2 HR, 5 RBI)
	July 7	Chuck Knoblauch (.536, 4 2B, 3 3B, 3 HR, 9 RBI, 3 SB)
1997	Sept. 21	Brad Radke (2-0, 1.04 ERA, 17.2 IP, 2 ER, 2 BB, 13 K)
1998	July 26	Todd Walker (.750, 15 H, 8 R, 1.050 SLG, .783 OBP)
1999	Sept. 12	Eric Milton (no-hitter, Sept. 11 vs. ANA, 9.0 IP, 2 BB, 13 K)

1988	Gary Gaetti, 3b	2005	Torii Hunter, cf
	Kirby Puckett, cf	2006	Torii Hunter, cf
1989	Gary Gaetti, 3b	2007	Torii Hunter, cf
	Kirby Puckett, cf		Johan Santana, p
1991	Kirby Puckett, cf	2008	Joe Mauer, c
1992	Kirby Puckett, cf	2009	Joe Mauer, c
1997	Chuck Knoblauch, 2b	2010	Joe Mauer, c
2001	Torii Hunter, cf	2017	Bryan Duxton, cf
	Doug Mientkiewicz, 1b		Brian Bonzer, 2b
2002	Torii Hunter, cf		
2003	Torii Hunter, cf		
2004	Torii Hunter, cf		

BOLD denotes AL Platinum Glove winner (since 2011)

2001	July 8	Matt Lawton (.586, 11 runs, 4 HR, 10 RBI)
2002	June 9	Jacque Jones (.538, 14 hits, 10 RBI, 24 TB, .923 SLG, .571 OBP)
2003	May 11	Jacque Jones (.560, 14 hits, 10 R, 24 TB, .960 SLG, .560 OBP)
	May 22	(co-with Wells) Corey Koskie (.429, 10 R, 11 RBI, 25 TB, .893 SLG)
2004	May 16	(co-with Martinez) Joe Nathan (0.00 ERA, 4 saves, 4.0 IP, 5 K)
	June 20	Johan Santana (2-0, 2.25 ERA, 16.0 IP, 19 K)
	Sept. 19	Johan Santana (2-0, 0.00 ERA, 15.0 IP, 21 K)
2005	July 13	Torii Hunter (.381, 9 R, 3 HR, 5 RBI, 21 TB, 1.000 SLG, .458 OBP)
	June 5	Joe Nathan (0.00 ERA, 5 saves, 5.0 IP, 5 K)
	August 22	Lew Ford (.364, 7 R, 3 HR, 10 RBI, 21 TB, .636 SLG)
2006	June 5	Joe Mauer (.625, 5 2B, 4 RBI, 6 BB in 6 G)
	June 11	Torii Hunter (.625, 15-24, 5 2B, 4 RBI, 2 SB)
2007	July 8	Justin Morneau (.438, 4 HR, 13 RBI, 28 TB)
	August 19	Johan Santana (1-0, 1.80 ERA, 15.0 IP, 21 K)
2008	Sept. 14	Carlos Gómez (.333, 2 2B, 1 3B, 10 RBI)
2009	May 26	Joe Mauer (.458, 4 HR, 25 TB, 13 RBI, 10 RBI)
	July 6	Justin Morneau (.480, 4 HR, 26 TB, 8 RBI)
	Sept. 21	Michael Cuddyer (.292, 2 2B, 3 HR, 11 RBI)
	October 5	(co-with Young) Jason Kubel (.423, 3 HR, 12 RBI)
	October 5	(co-with Kubel) Delmon Young (.448, 3 HR, 12 RBI)
2010	July 6	Jim Thome (.400, 4 HR, 1 2B, 1 3B, 7 R, 1.150 SLG)
2011	May 9	Francisco Liriano (no-hitter May 13 at CWS)
	August 22	Jim Thome (600th career HR & 2-HR game, Aug. 15 at DET)
2012	April 9	Josh Willingham (.455, 2B, 3 HR, 4 RBI in 6 games)
2014	April 6	(co-with J. Hamilton) Chris Colabello (.391, 4 2B, 11 RBI, 4 R)
	August 24	Trevor Plouffe (.367, 5 2B, 2 HR, 10 RBI, 6 R in 7 G)
	August 24	Danny Santana (.378, 2 2B, 2 HR, 6 RBI, 7 R in 8 G)
2016	May 31	Joe Mauer (.440, 7 R, 4 HR, 7 RBI)
	July 10	Kennys Vargas (.471, 5 2B, 3 HR, 4 RBI, 6 BB in 6 G)
	August 8	(co-with Mauer) Max Kepler (.370, 9 R, 4 HR, 11 RBI, 6 BB in 7 G)
	August 8	(co-with Kepler) Joe Mauer (.560, 8 R, 6 2B, 3B, 9 RBI in 6 G)
2017	April 30	Miguel Sanó (.524, 3 HR, 11 RBI in 5 G)
	August 13	Eddie Rosario (.444, 4 HR, 9 RBI, 10 R in 7 G)
	August 27	Bryan Duxton (.333, 5 HR, 10 RBI in 7 G; 3-HR game Aug. 27 at TOR)
2018	June 10	Eduardo Escobar (.462, 12 H, 6 2B, 3B, 2 HR, 10 RBI in 7 G)
2019	May 6	Jake Odorizzi (2-0, 0.00 ERA, 13.0 IP, 6 H, 15 Ks, 1.396 BAA in 2 GS)
	May 27	Max Kepler (.571, 12 H, 4 2B, 3 HR, 10 RBI, 10 R, 1.170 OPS in 5 G)
	July 29	Nelson Cruz (.414, 12 H, 7 HR, 10 R, 1.172 OBP, 1.657 OPS in 7 G)

TWINS AMERICAN LEAGUE LEADERS

BATTING

BATTING CHAMPION

1964	Tony Oliva	323
1965	Tony Oliva	321
1969	Rod Carew	332
1971	Tony Oliva	337
1972	Rod Carew	318
1973	Rod Carew	#350
1974	Rod Carew	#364
1975	Rod Carew	#359
1977	Rod Carew	#388
1978	Rod Carew	333
1989	Kirby Puckett	#339
2006	Joe Mauer	#347
2008	Joe Mauer	328
2009	Joe Mauer	#365

HOME RUNS

1962	Harmon Killebrew	48
1963	Harmon Killebrew	#45
1964	Harmon Killebrew	#49
1967	Harmon Killebrew	#*44
1969	Harmon Killebrew	#49

RBI

1962	Harmon Killebrew	126
1969	Harmon Killebrew	#140
1971	Harmon Killebrew	119
1977	Larry Hise	119
1994	Kirby Puckett	112

HITS

1964	Tony Oliva	#217
1965	Tony Oliva	185
1966	Tony Oliva	191
1969	Tony Oliva	197
1970	Tony Oliva	204
1971	César Tovar	204
1973	Rod Carew	203
1974	Rod Carew	#218
1977	Rod Carew	#239
1987	Kirby Puckett	*207
1988	Kirby Puckett	#234
1989	Kirby Puckett	#215
1992	Kirby Puckett	#210
1996	Paul Molitor	225

RUNS

1963	Bob Allison	99
1964	Tony Oliva	109
1965	Zoilo Versalles	#126
1977	Rod Carew	#128

DOUBLES

1964	Tony Oliva	43
1965	Zoilo Versalles	#*45
1967	Tony Oliva	34
1969	Tony Oliva	39
1970	Tony Oliva	*36
	César Tovar	*36
1994	Chuck Knoblauch	#45

TRIPLES

1963	Zoilo Versalles	13
1964	Zoilo Versalles	*10
	Rich Rollins	*10
1965	Zoilo Versalles	*12
1970	César Tovar	13
1973	Rod Carew	*11
1977	Rod Carew	16
1981	John Castino	9
1996	Chuck Knoblauch	14
2000	Cristian Guzmán	#20
2001	Cristian Guzmán	#14
2003	Cristian Guzmán	#14
2009	Denard Span	*10
2015	Eddie Rosario	#15

— MLB lead * — tie for AL lead % — played for two teams

TOTAL BASES

1964	Tony Oliva	#374
1965	Zoilo Versalles	308
1988	Kirby Puckett	#358
1992	Kirby Puckett	313

PITCHING

WINS

1965	Jim Grant	21
1966	Jim Kaat	25
1970	Jim Perry	#*24
1977	Dave Goltz	*20
1988	Frank Viola	#24
1991	Scott Erickson	#*20
2006	Johan Santana	#*19

EARNED RUN AVERAGE

1988	Allan Anderson	2.45
2004	Johan Santana	2.61
2006	Johan Santana	#2.77

STRIKEOUTS

1961	Camilo Pascual	221
1962	Camilo Pascual	206
1963	Camilo Pascual	202
1985	Bert Blyleven %	206
2004	Johan Santana	265
2005	Johan Santana	#238
2006	Johan Santana	#245

SHUTOUTS

1961	Camilo Pascual	#*8
1962	Camilo Pascual	#*5
	Jim Kaat	#*5
1965	Jim Grant	6
1973	Bert Blyleven	#9
1985	Bert Blyleven %	5
1996	Rich Robertson	#*3
2008	Kevin Slowey	*2
2010	Carl Pavano	*2
2017	Ervin Santana	#*3
2018	José Berrios	*1

COMPLETE GAMES

1962	Camilo Pascual	18
1963	Camilo Pascual	*18
1966	Jim Kaat	19
1967	Dean Chance	18
1985	Bert Blyleven %	#24
2010	Carl Pavano	*7
2017	Ervin Santana	#*5
2018	José Berrios	#2

INNINGS PITCHED

1966	Jim Kaat	304.2
1967	Dean Chance	283.2
1985	Bert Blyleven %	#293.2
1986	Bert Blyleven	271.2
2006	Johan Santana	233.2

SAVES

1968	Al Worthington	18
1969	Ron Perranoski	#31
1970	Ron Perranoski	34
1979	Mike Marshall	32
2002	Eddie Guardado	45

GAMES

1976	Bill Campbell	78
1979	Mike Marshall	90
1981	Doug Corbett	54
1996	Eddie Guardado	*83
1999	Bob Wells	#*76
2008	Matt Guerrier	*76
2009	Matt Guerrier	79
2015	Kevin Jepsen %	75
2018	Ryan Pressly %	77

WIN PERCENTAGE

1962	Dick Stigman (12-5)	706
1965	Jim Grant (21-7)	750
1966	Dave Boswell (12-5)	706
1976	Bill Campbell (17-5)	773
1988	Frank Viola (24-7)	774

W

WASHINGTON / MINNESOTA FRANCHISE

1901-1960

Senators

The Minnesota Twins trace their roots as a major-league franchise to the 1901 Washington Senators, but they go back even farther as a minor-league team. The Western League began in 1894 with aspirations of becoming a major league, a status it achieved seven years later. Most of the Midwestern cities were left behind in the transition. For example, a St. Paul team owned by Charles Comiskey moved to Chicago, where it still exists as the White Sox. Several cities, including Minneapolis, had their teams disband and be replaced by ones in larger, eastern cities. However, the Kansas City team, owned and managed by Jimmy Manning,

went to Washington and retained its minor-league connection. Manning was the first manager of the Senators (officially the Nationals for many years but more often referred to by fans and others as the Senators) and brought with him most of his players from Kansas City.

The major-league Senators established their destiny early, finishing no higher than sixth in an eight-team league in each of its first 11 seasons, four times finishing in the cellar. As early as 1904 came the quip, "Washington: First in War, First in Peace, Last in the American League."

Washington wallowed despite the addition in 1907 of Walter Johnson, considered by many to be the best pitcher in the history of baseball. Johnson struck out more than 3,500 batters in his career. Several pitchers later surpassed his strikeout record, but Johnson achieved his total mainly during the deadball era, a period that preceded the big swingers.

In 1912 Johnson was credited with 33 pitching victories and helped the Senators finish second, the first time the team placed higher than sixth. Leading the team was Clark Griffith, in his first year as Washington manager. Griffith had been an outstanding pitcher in the 1890s and was a leader getting the American League established, helping to convince more than 100 National League players to join the new league.

Griffith also began acquiring an ownership interest in the Senators, selling cattle from his Montana ranch and eventually mortgaging the ranch to raise the funds needed to purchase a controlling interest. He became the team's president in 1920.

Around this time Griffith took custody of two children of his wife's brother, James Robertson, who lived in Montreal and had health and money problems. Calvin and Thelma Robertson moved to Washington and, although never formally adopted, took the Griffith name. Clark Griffith ran the Senators as a family operation. Calvin and Thelma eventually worked for the team along with the siblings who had stayed with James Robertson. As a 12-year-old, Calvin Griffith was a bat boy for the Senators at the high point for the team in Washington.

The Senators were guided by a veteran and a relative youngster in 1924. Walter Johnson (shown below), in his 18th season, led the American



League with 23 wins. The second baseman, 27-year-old Bucky Harris, was in his first year of managing Washington while acquiring the nickname, "Boy Wonder."

The Senators stopped a three-year pennant streak by the New York Yankees and went to the World Series, against the New York

Giants, who had won their fourth straight National League pennant. Those pulling for the Senators included President Calvin Coolidge, who attended the World Series games in the capital. Many fans were excited that the 36-year-old Johnson finally had made it to the World Series.

However, Johnson was the losing pitcher in the 12-inning opener as well as the fifth game, and it looked like he wouldn't get the World Series win that so many were hoping for.

The World Series went to a decisive seventh game, and though Johnson didn't start, he entered the game after the Senators scored two runs on Harris's bad-hop single to tie the score in the last of the eighth. The Big Train, as Johnson was known, again had a shot at a World Series win, one that would give him the championship. The victory, for Johnson and the Senators, came in the last of the 12th when Earl McNeely doubled home Muddy Ruel.

Another celebration came in 1925, although this time it was for only a league championship. Johnson won two games in the World Series against Pittsburgh. However, in the seventh game, he couldn't hold a four-run lead in the final game and lost to the Pirates.

As Clark Griffith worked his family members into the Senators organization, some worked their way into the family. Shortstop Joe Cronin came to Washington in 1928 and began courting Mildred Robertson, who was Griffith's secretary and his niece. Cronin became player-manager in 1933 as the Senators won 99 games to win the pennant although they lost to the Giants in the World Series. Cronin and Robertson got married near the end of the 1934 season. While they were on their honeymoon, Cronin got the word that he had been traded to the Boston Red Sox. The deal included \$250,000 from the Red Sox, an indication of how Griffith was always in need of money, to the point that he would unload a family member.

Bucky Harris returned as manager, continuing a pattern under Clark Griffith of Washington managers who had played for the team. In the 1940s, Ossie Bluege took the helm for five years. Bluege was an organization lifer, having played for the Senators for 18 years before becoming a coach and then manager. Bluege became farm director — he is credited with discovering Harmon Killebrew — and then the team's comptroller, a role he kept in the 1960s after Washington moved to Minnesota.

During World War II, the Senators were among teams who cut expenses with Griffith relying on an inexpensive and untapped pool of talent in Latin America. While the Senators scaled back on scouts, one man, Joe Cambria, stood out as Griffith's Caribbean connection, particularly in Cuba and especially after skin color no longer disqualified a player from organized baseball.

Clark Griffith died in 1955, and nephew Calvin took over as president. The Senators were as dismal as ever,

and the usual low finish in the standings was commensurate with the small number of fans who attended games at Griffith Stadium.

The Senators had played on the same site since 1904, in a park that had been used by a Washington team in the National League in the 1890s. In March of 1911, the park's wooden stands burned. The grandstand was quickly rebuilt with steel and concrete and expanded over the years. It took the name Griffith Stadium in the 1920s and was notable for a quirky right-angle detour of the fence in center field to avoid several houses behind it as well as for its long distances to left field. Two players — Mickey Mantle and Josh Gibson — hit blasts long enough to clear the grandstand beyond the left-field fence, but it was a graveyard for right-handed hitters. For years, the distance down the line was more than 400 feet. The distance was reduced in the 1950s, eventually to 350 feet, making it more inviting for up-and-coming sluggers such as Bob Allison and Harmon Killebrew.

Even with an improving farm system and the arrival of young talent, Washington continued to lose more than 90 games a season. As season attendance stayed consistently below 500,000, and as other major-league teams were relocating, Calvin Griffith explored a new home for the Senators and finally, after the 1960 season, got permission to move to Minnesota.

The players the Senators developed and acquired — besides Allison and Killebrew, there were Camilo Pascual, Jim Kaat, and Earl Battey — became the All-Stars of the 1960s. Unfortunately for Washington, and fortunately for Minnesota, they did so as Twins rather than as Senators.

— Stew Thornley, local baseball historian

INDIVIDUAL FRANCHISE SEASON RECORDS [1901-2019]

BATTING AND BASERUNNING

Average	388, Carew, 1977	Grand Slams	3, Allison, 1961
Games	+164, Tovar, 1967		Carew, 1976
Plate Appearances	744, Puckett, 1985		Hrbek, 1985
At-Bats	691, Puckett, 1985		Puckett, 1992
Runs	140, Knoblauch, 1996		Hunter, 2007
Hits	239, Carew, 1977	RBI	140, Killebrew, 1969
Extra-Base Hits	84, Oliva, 1964	Walks	151, Yost, 1956
Total Bases	374, Oliva, 1964	Hit-by-Pitch	24, Elberfeld, 1911
Slugging Percentage	.639, Cruz, 2019	Strikeouts	178, Sanó, 2016
Singles	182, Rice, 1925	Fewest Strikeouts	9 (616 AB), Rice, 1929
Doubles	51, Vernon, 1946	Ground Into Double Play	28, Killebrew, 1970
Triples	20, Goslin, 1925		28, Plouffe, 2015
Home Runs, Right-Handed	49, Killebrew, 1964, '69	Fewest Ground Into Double Plays	1 (511 PA), Buxton, 2017
Home Runs, Left-Handed	36, Kepler, 2019	Sacrifice Hits	36, Hill, 1905
Home Runs, Rookie	33, Hall, 1963	Sacrifice Flies	16, Gandil, 1914
Home Runs, Home	29, Killebrew, 1961	Consecutive Game Hit-Strk	33, Manush, 1933
Home Runs, Road	28, Killebrew, 1962	Stolen Bases	88, Milan, 1912
		Caught Stealing	33, Milan, 1912
		Stolen Base Percentage	96.7 (29-for-30), Buxton, 2017

PITCHING

ERA	+1.14 (371.2 ip), Johnson, 1913	Runs	198, Carrick, 1901
Win Percentage	.837 (36-7), Johnson, 1913	Earned Runs	144, DeShong, 1937
Wins	36, Johnson, 1913	Home Runs	#50, Blyleven, 1986
Relief Wins	17, Campbell, 1976	Strikeouts	313, Johnson, 1910
Losses	+26, Townsend, 1904	Walks	146, Newsom, 1936
	Groom, 1909	Hit-Batsmen	20, Johnson, 1923
Decisions	46, Johnson, 1914	Wild Pitches	21, Johnson, 1910
Saves	47, Nathan, 2009	Shutouts	11, Johnson, 1913
Games	+90, Marshall, 1979	Shutouts Lost	+10, Johnson, 1909
Games Started	42, Kaat, 1965	Consecutive Shutout Innings Pitched	+55.2, Johnson, 1913
	Johnson, 1910	1-0 Games Won	+5, Johnson, 1913 and '19
Complete Games	38, Johnson, 1910	1-0 Games Lost	4, Johnson, 1909 and '16
Relief Appearances	89, Marshall, 1979	Consecutive Wins	+16, Johnson, 1912
Games Finished	84, Marshall, 1979	Consecutive Losses	16, Felton, 1980-82
Innings Pitched	373, Johnson, 1910	One-Season	13, Felton, 1982
Hits	367, Orth, 1902		

(# — denotes major league record; + — denotes league record; * — denotes tie for league record)

SENATORS TOP INFELDERS FROM 1901-60

CATCHERS	AVG	G	AB	R	H	2B	3B	HR	RBI
Rick Ferrell (1937-41, '44-47)*	.273	659	2080	218	568	100	10	3	237
Muddy Ruel (1923-30)	.290	903	2875	336	834	116	24	2	371
FIRST BASEMEN	AVG	G	AB	R	H	2B	3B	HR	RBI
Joe Judge (1915-32)	.299	2084	7663	1154	2291	421	157	71	1001
Joe Kuhel (1930-46)	.288	1205	4638	713	1338	250	77	56	667
Mickey Vernon (1939-55)	.288	1805	6930	956	1993	391	108	121	1026
SECOND BASEMAN	AVG	G	AB	R	H	2B	3B	HR	RBI
Bucky Harris (1919-28)*	.275	1253	4717	718	1295	223	64	9	506
Buddy Myer (1925-41)	.303	1643	6033	1037	1828	305	113	35	759
THIRD BASEMAN	AVG	G	AB	R	H	2B	3B	HR	RBI
Ossie Bluege (1922-39)	.272	1867	6440	883	1751	276	67	43	848
Buddy Lewis (1935-49)	.297	1349	5261	830	1563	249	93	71	607
Ed Yost (1944-58)	.253	1690	6011	971	1521	282	53	101	550
SHORTSTOPS	AVG	G	AB	R	H	2B	3B	HR	RBI
Joe Cronin (1928-34)*	.304	940	3582	577	1090	242	72	51	673
George McBride (1908-20)	.221	1458	4833	461	1068	127	43	5	393
Roger Peckinpaugh (1922-26)	.267	639	2180	293	583	72	18	11	261
Cecil Travis (1933-47)	.314	1328	4914	665	1544	265	78	27	657

* - Denotes MLB Hall of Famer

- List compiled by baseball historian Stew Thornley

SENATORS POSTSEASON HISTORY

YEAR	REGULAR SEASON RECORD	POSTSEASON RESULTS
1924	92-62	Won World Series four games to three over the New York Giants
1925	96-55	Lost World Series four games to three to the Pittsburgh Pirates
1933	99-53	Lost World Series four games to one to the New York Giants

NOTE: Complete list of Senators postseason history on pages 343-346

FRANCHISE SEASON RECORDS

[1901-2019]

MISCELLANEOUS

Highest Win Percentage (99-53)651 in 1933	Most Home Games	*84 in 1985
Lowest Win Percentage (38-113)252 in 1904	Most Road Games	83 in 1967
Most Consecutive Wins	17 in 1912	Most Night Games	118 in 1990
Most Consecutive Losses	18 in 1948 and '59	Most Night Games Won	69 in 1991, 2002 and '06
Most Games	+164 in 1967	Most Players Used	54 in 2018
Fewest Games	110 in 1981	Fewest Players Used	25 in 1908 and 1917

BATTING AND BASERUNNING

Highest Batting Average303 in 1929	Fewest Triples	24 in 2004
Lowest Batting Average223 in 1909	Most Home Runs	307 in 2019
Most At-Bats	5677 in 1969	Fewest Home Runs	4 in 1917
Fewest At-Bats	4472 in 1918	Most Grand Slams	8 in 1961
Most Runs	939 in 2019	Fewest Grand Slams	0 in 1968
Fewest Runs	+380 in 1909	Most Walks	690 in 1956
Most Hits	1633 in 1996	Fewest Walks	257 in 1903
Fewest Hits	1112 in 1909	Most Strikeouts	1430 in 2013
Most Extra-Base Hits	648 in 2019	Fewest Strikeouts	296 in 1902
Fewest Extra-Base Hits	199 in 1909	Most Ground Into Double Plays	172 in 1996
Most Total Bases	2832 in 2019	Fewest Ground Into Double Plays	93 in 1965
Highest Slugging Percentage494 in 2019	Most Sacrifice Hits	142 in 1979
Lowest Slugging Percentage287 in 1910	Most Sacrifice Flies	72 in 2008
Most Singles	1209 in 1935	Most Left on Base	1305 in 1935
Fewest Singles	914 in 1967	Fewest Left on Base	998 in 1959
Most Doubles	348 in 2002	Most Stolen Bases	287 in 1913
Fewest Doubles	132 in 1908	Fewest Stolen Bases	32 in 1963
Most Triples	100 in 1932	Consecutive Scoreless Inns	+30 in 1964 and '78

PITCHING

Lowest ERA	2.14 in 1918	Most Home Runs Allowed	233 in 1996
Highest ERA	5.76 in 1995	Fewest Home Runs Allowed	10 in 1907 and 2018
Most Wins	102 in 1965	Most Strikeouts	1463 in 2019
Fewest Wins	38 in 1904	Fewest Strikeouts	300 in 1902
Most Losses	113 in 1904	Most Walks	779 in 1949
Fewest Losses	60 in 1965	Fewest Walks	284 in 1901
Most Saves	58 in 1970	Most Complete Games	137 in 1904
Most Innings Pitched	1497.2 in 1969	Fewest Complete Games	1 in 2006
Fewest Innings Pitched	1183.0 in 1901	Most Shutouts Won	25 in 1914
Most Runs Allowed	924 in 1956	Most Shutouts Lost	29 in 1909
Most Hits Allowed	1672 in 1935	Most 1-0 Games Won	#11 in 1914
Fewest Hits Allowed	1021 in 1918	Most 1-0 Games Lost	7 in 1915

FIELDING

Most Errors	323 in 1901	Lowest Fielding Percentage936 in 1902
Fewest Errors	74 in 2002	Most Chances	6535 in 1913
Most Consecutive Errorless Games	12 in 2002	Fewest Chances	5672 in 1953
Most Passed Balls	40 in 1945	Most Putouts	4503 in 1969
Fewest Passed Balls	3 in 1927, '81, 2015	Fewest Putouts	3944 in 1906
Most Double Plays	203 in 1979	Most Assists	2162 in 1911
Fewest Double Plays	66 in 1957	Fewest Assists	1422 in 2002
Highest Fielding Percentage987 in 2002, '09, '10, '13 and '17		

(# — major league record; * — tie for major league record; + — tie for league record)

SENATORS OUTFIELDERS - 1901-60

OUTFIELDERS	AVG	G	AB	R	H	2B	3B	HR	RBI
George Case (1937-47)	.288	1108	4532	739	1306	210	39	20	355
Ed Delahanty (1902-03)*	.366	165	629	125	230	54	15	11	114
Goose Goslin (1921-38)*	.323	1361	5140	854	1659	289	125	127	931
Heinie Manush (1930-35)*	.328	792	3290	576	1078	215	70	47	491
Jim Lemon (1954-60)	.268	767	2769	369	741	91	33	144	451
Clyde Milan (1907-22)	.285	1981	7359	1004	2100	240	105	17	617
Sam Rice (1915-33)*	.323	2307	8934	1467	2887	478	183	33	1045
Roy Sievers (1954-59)	.267	856	3080	480	823	133	22	180	574
Stan Spence (1942-47)	.296	750	2875	394	852	153	49	66	358

* - Denotes MLB Hall of Famer

- List compiled by baseball historian Stew Thornley

FRANCHISE ALL-TIME TOP TEN

[1901-2019]

BATTING

SINGLE SEASON

BATTING AVERAGE

.388*	Rod Carew	1977
.379*	Goose Goslin	1928
.376	Ed Delahanty	1902
.365+	Joe Mauer	2009
.364*	Rod Carew	1974
.359	Cecil Travis	1941
.359	Rod Carew	1975
.356	Kirby Puckett	1988
.354	Goose Goslin	1926
.353*	Mickey Vernon	1946

GAMES

164*	César Tovar	1967
163	Harmon Killebrew	1967
163+	Justin Morneau	2008
162	Harmon Killebrew	1966
162	Harmon Killebrew	1969
162**	Roy Smalley	1979
162**	Gary Gaetti	1984
161	Tony Oliva	1964
161	César Tovar	1970
161	Kirby Puckett	1985
161	Kirby Puckett	1986
161	Paul Molitor	1996

AT-BATS

691*	Kirby Puckett	1985
680	Kirby Puckett	1986
672*	Tony Oliva	1964
668	Buddy Lewis	1937
666*	Zoilo Versalles	1965
660	Doc Cramer	1941
660	Paul Molitor	1996
659	Zoilo Versalles	1964
658	Heinie Manush	1933
657*	Kirby Puckett* and César Tovar	1988 and 1971

RUNS

140	Chuck Knoblauch	1996
128*	Rod Carew	1977
127	Joe Cronin	1930
126*	Zoilo Versalles	1970
122	Buddy Lewis	1938
121	Sam Rice	1930
121	Heinie Manush	1932
120	Buddy Myer	1932
120	César Tovar	1970
119	Kirby Puckett and Sam Rice	1986 and 1929

HITS

239*	Rod Carew	1977
234*	Kirby Puckett	1988
227	Sam Rice	1925
225*	Paul Molitor	1996
223	Kirby Puckett	1986
221*	Heinie Manush	1933
218*	Cecil Travis	1941
218*	Rod Carew	1974
217*	Tony Oliva	1964
216*	Sam Rice	1924 and 1926

TOTAL BASES

374*	Tony Oliva	1964
365	Kirby Puckett	1986
358*	Kirby Puckett	1988
351	Rod Carew	1977
336	Brian Dozier	2016
333	Kirby Puckett	1987
331	Roy Sievers	1957
331	Justin Morneau	2006
329	Goose Goslin	1925
328	Harmon Killebrew	1961

CAREER

BATTING AVERAGE

.334	Rod Carew	1967-78
.328	Heinie Manush	1930-35
.323	Sam Rice	1915-33
.323	Goose Goslin	1921-30, '33, '38
.318	Kirby Puckett	1984-95
.317	John Stone	1934-38
.314	Cecil Travis	1933-47
.309	Shane Mack	1990-94
.306	Joe Mauer	2004-18
.306	Brian Harper	1988-93

GAMES

2329	Harmon Killebrew	1954-74
2307	Sam Rice	1915-33
2084	Joe Judge	1915-32
1982	Clyde Milan	1907-22
1867	Ossie Bluege	1922-39
1858	Joe Mauer	2004-18
1805	Mickey Vernon	1939-48, '50-55
1783	Kirby Puckett	1984-95
1747	Kent Hrbek	1981-94
1690	Eddie Yost	1944-58

AT-BATS

8934	Sam Rice	1915-33
7835	Harmon Killebrew	1954-74
7663	Joe Judge	1915-32
7359	Clyde Milan	1907-22
7244	Kirby Puckett	1984-95
6930	Joe Mauer	2004-18
6930	Mickey Vernon	1939-48, '50-55
6440	Ossie Bluege	1922-39
6301	Tony Oliva	1962-76
6235	Rod Carew	1967-78

RUNS

1467	Sam Rice	1915-33
1258	Harmon Killebrew	1954-74
1154	Joe Judge	1915-32
1071	Kirby Puckett	1984-95
1037	Buddy Myer	1925-27, '29-41
1018	Joe Mauer	2004-18
1004	Clyde Milan	1907-22
971	Eddie Yost	1944-58
956	Mickey Vernon	1939-48, '50-55
950	Rod Carew	1967-78

HITS

2887	Sam Rice	1915-33
2304	Kirby Puckett	1984-95
2291	Joe Judge	1915-32
2123	Joe Mauer	2004-18
2100	Clyde Milan	1907-22
2085	Rod Carew	1967-78
2024	Harmon Killebrew	1954-74
1993	Mickey Vernon	1939-48, '50-55
1917	Tony Oliva	1962-76
1828	Buddy Myer	1925-27, '29-41

TOTAL BASES

4026	Harmon Killebrew	1954-74
3830	Sam Rice	1915-33
3453	Kirby Puckett	1984-95
3239	Joe Judge	1915-32
3040	Joe Mauer	2004-18
3002	Tony Oliva	1962-76
2976	Kent Hrbek	1981-94
2963	Mickey Vernon	1939-48, '50-55
2792	Rod Carew	1967-78
2601	Clyde Milan	1907-22

FRANCHISE ALL-TIME TOP TEN

[1901-2019]

SINGLE SEASON

DOUBLES

51*	Mickey Vernon	1946
50	Stan Spence	1946
47	Justin Morneau	2008
46	Marty Cordova	1996
46	Delmon Young	2010
45	Joe Cronin	1933
45**	Zoilo Versalles	1965
45*	Kirby Puckett	1989
45*	Chuck Knoblauch	1994
45	Torii Hunter	2007
44	Joe Cronin	1931
44	Matt Lawton	2000

TRIPLES

20*	Goose Goslin	1925
20*	Cristian Guzman	2000
19	Joe Cassidy	1904
19	Cecil Travis	1941
18	Howie Shanks	1921
18**	Goose Goslin	1923
18**	Sam Rice	1923
18*	Joe Cronin	1932
18	John Stone	1935
17	Goose Goslin	1924
17*	Heinie Manush	1933

HOME RUNS

49*	Harmon Killebrew	1964
49*	Harmon Killebrew	1969
48*	Harmon Killebrew	1962
46	Harmon Killebrew	1961
45*	Harmon Killebrew	1963
44**	Harmon Killebrew	1967
42*	Roy Sievers	1957
42**	Harmon Killebrew	1959
42	Brian Dozier	2016
41	Harmon Killebrew	1970
41	Nelson Cruz	2019

RUNS BATTED IN

140*	Harmon Killebrew	1969
130	Justin Morneau	2006
129*	Goose Goslin	1924
129	Justin Morneau	2008
126*	Harmon Killebrew	1962
126	Joe Cronin	1930
126	Joe Cronin	1931
122	Harmon Killebrew	1961
121	Kirby Puckett	1988
120	Goose Goslin	1927

WALKS

151	Eddie Yost	1956
145*	Harmon Killebrew	1969
141*	Eddie Yost	1950
131	Eddie Yost	1954
131*	Harmon Killebrew	1967
129*	Eddie Yost	1952
128	Harmon Killebrew	1970
126	Eddie Yost	1951
123	Eddie Yost	1953
114*	Harmon Killebrew	1971

CAREER

DOUBLES

478	Sam Rice	1915-33
428	Joe Mauer	2004-18
421	Joe Judge	1915-32
414	Kirby Puckett	1984-95
391	Mickey Vernon	1939-48, '50-55
329	Tony Oliva	1962-76
312	Kent Hrbek	1981-94
305	Buddy Myer	1925-27, '29-41
305	Rod Carew	1967-78
289	Goose Goslin	1921-30, '33, '38
289	Justin Morneau	2003-13

TRIPLES

183	Sam Rice	1915-33
157	Joe Judge	1915-32
125	Goose Goslin	1921-30, '33, '38
113	Buddy Myer	1925-27, '29-41
108	Mickey Vernon	1939-48, '50-55
105	Clyde Milan	1907-22
93	Buddy Lewis	1935-49
90	Rod Carew	1967-78
87	Howie Shanks	1912-22
78	Cecil Travis	1933-47

HOME RUNS

559	Harmon Killebrew	1954-74
293	Kent Hrbek	1981-94
256	Bob Allison	1958-70
221	Justin Morneau	2003-13
220	Tony Oliva	1962-76
214	Torii Hunter	1997-2007, '15
207	Kirby Puckett	1984-95
201	Gary Gaetti	1981-90
180	Roy Sievers	1954-59
167	Brian Dozier	2012-18

RUNS BATTED IN

1540	Harmon Killebrew	1954-74
1086	Kent Hrbek	1981-94
1085	Kirby Puckett	1984-95
1045	Sam Rice	1915-33
1026	Mickey Vernon	1939-48, '50-55
1001	Joe Judge	1915-32
947	Tony Oliva	1962-76
931	Goose Goslin	1921-30, '33, '38
923	Joe Mauer	2004-18
860	Justin Morneau	2003-13

WALKS

1505	Harmon Killebrew	1954-74
1274	Eddie Yost	1944-58
943	Joe Judge	1915-32
939	Joe Mauer	2004-18
864	Buddy Myer	1925-27, '29-41
838	Kent Hrbek	1981-94
795	Bob Allison	1958-70
735	Mickey Vernon	1939-48, '50-55
723	Ossie Bluege	1922-39
685	Clyde Milan	1907-22



SENATORS ALL-STARS - 1901-60

PLAYER	YEAR(S)
Alvin Crowder, RHP	1933
Joe Cronin, IF	1933 & '34
Heinie Manush, OF	1934
Jack Russell, RHP	1934
Buddy Myer, IF	1935
Ossie Bluege, IF	1935
Ben Chapman, OF	1936
Wes Ferrell, RHP	1937
Buddy Lewis, IF	1938 & '39

PLAYER	YEAR(S)
Cecil Travis, IF	1938, '40 & '41
Dutch Leonard, RHP	1940, '43 & '44
Rick Ferrell, C	1937, '38 & '44
George Case, OF	1939, '43 & '44
Sid Hudson, RHP	1941 & '42
Stan Spence, OF	1942, '44 & '46
Jake Early, C	1943
Bob Johnson, OF	1943
Mickey Vernon, 1B	1946, '48, '53 & '54

FRANCHISE ALL-TIME TOP TEN

[1901-2019]

STRIKEOUTS		
178	Miguel Sanó	2016
173	Miguel Sanó	2017
159	Miguel Sanó	2019
150	Byron Buxton	2017
148	Brian Dozier	2015
145+	Bobby Darwin	1972
142+	Harmon Killebrew	1962
142	Carlos Gómez	2008
141	Josh Willingham	2012
141	Brian Dozier	2017

STOLEN BASES		
88*	Clyde Milan	1912
75*	Clyde Milan	1913
63*	Sam Rice	1920
62	Danny Moeller	1913
62	Chuck Knoblauch	1997
61*	George Case	1943
58	Clyde Milan	1911
51*	George Case	1939
49	George Case	1944
49	Rod Carew	1976

STRIKEOUTS		
1629	Harmon Killebrew	1954-74
1034	Joe Mauer	2004-18
1033	Bob Allison	1958-70
975	Torii Hunter	1997-2007, '15
965	Kirby Puckett	1984-95
877	Gary Gaetti	1981-90
839	Justin Morneau	2003-13
830	Brian Dozier	2002-18
805	Michael Cuddyer	2001-11
798	Kent Hrbek	1981-94

STOLEN BASES		
495	Clyde Milan	1907-22
346	Sam Rice	1915-33
321	George Case	1937-45, '47
276	Chuck Knoblauch	1991-97
271	Rod Carew	1967-78
210	Joe Judge	1915-32
186	César Tovar	1965-72
177	Howie Shanks	1912-22
166	Eddie Foster	1912-19
166	Bucky Harris	1919-28

PITCHING

SINGLE SEASON

WINS		
36*	Walter Johnson	1913
33	Walter Johnson	1912
28*	Walter Johnson	1914
27*	Walter Johnson	1915
26*	Alvin Crowder	1932
25	Walter Johnson	1910
25	Walter Johnson	1911
25*	Walter Johnson	1916
25*	Jim Kaat	1966
24	4x, last Frank Viola	1988

LOSSES		
26*	Happy Townsend	1904
26*	Bob Groom	1909
25	Walter Johnson	1909
23	Case Patten	1904
23	Beany Jacobson	1904
22	Bill Carrick	1901
22	Case Patten	1903
22	Al Orth	1903
22	Case Patten	1905
21	Harry Harper	1919

EARNED RUN AVERAGE		
1.14*	Walter Johnson	1913
1.27*	Walter Johnson	1918
1.35	Walter Johnson	1910
1.39*	Walter Johnson	1912
1.49*	Walter Johnson	1919
1.55	Walter Johnson	1915
1.64	Walter Johnson	1908
1.69	Bill Burns	1908
1.72	Walter Johnson	1914
1.89	Walter Johnson	1916

CAREER

WINS		
417	Walter Johnson	1907-27
190	Jim Kaat	1959-73
149	Bert Blyleven	1970-76, '85-88
148	Brad Radke	1995-2006
145	Camilo Pascual	1954-66
128	Jim Perry	1963-72
118	Dutch Leonard	1938-46
117	Firpo Marberry	1923-32, '36
112	Frank Viola	1982-89
105	Case Patten	1901-08

LOSSES		
279	Walter Johnson	1907-27
159	Jim Kaat	1959-73
141	Camilo Pascual	1954-66
139	Brad Radke	1995-06
138	Bert Blyleven	1970-76, '85-88
130	Sid Hudson	1940-52
127	Case Patten	1901-08
125	Tom Hughes	1904-13
112	Pedro Ramos	1955-61
103	Tom Zachary	1919-25, '27-28

EARNED RUN AVERAGE		
2.16	Walter Johnson	1907-27
2.64	Doc Ayers	1913-19
2.67	Dean Chance	1967-69
2.69	Cy Falkenberg	1905-08
2.75	Harry Harper	1913-19
2.76	Charlie Smith	1906-09
2.83	Bert Gallia	1912-17
2.86	Joe Boehling	1912-16
3.02	Tom Hughes	1904-13
3.04	Jim Merritt	1965-68



SENATORS ALL-STARS - 1901-60 [CONTINUED...]

PLAYER	YEAR(S)
Early Wynn, RHP	1947
Walt Masterson, RHP	1947 & '48
Eddie Robinson, IF	1949
Cass Michaels, IF	1950
Connie Marrero, RHP	1951
Eddie Yost, IF	1952
Jackie Jensen, OF	1952
Bob Porterfield, RHP	1954
Dean Stone, LHP	1954

PLAYER	YEAR(S)
Roy Sievers, 1B	1956, '57 & '59
Rocky Bridges, IF	1958
Bob Allison, OF	1959
Harmon Killebrew, IF	1959
Pedro Ramos, RHP	1959
Camilo Pascual, RHP	1959 & '60
Jim Lemon, OF	1960

HISTORY / RECORDS

FRANCHISE ALL-TIME TOP TEN

[1901-2019]

SINGLE SEASON

GAMES

90*	Mike Marshall	1979
83**	Eddie Guardado	1996
81	J.C. Romero	2002
79	Eddie Guardado	1998
79*	Matt Guerrier	2009
78*	Bill Campbell	1976
77	Mike Trombley	1998
77	Juan Rincon	2004
76	Bob Wells	1999 and 2000
76	Matt Guerrier	2008

GAMES STARTED

42*	Walter Johnson	1910
42*	Jim Kaat	1965
41*	Jim Kaat	1966
40	Buddy Groom	1912
40*	Walter Johnson	1914
40*	Jim Perry	1970
40	Bert Blyleven	1973
39**	Dean Chance	1967
39	Dean Chance	1968
39	Jim Perry	1971

COMPLETE GAMES

38*	Walter Johnson	1910
37	Case Patten	1904
36	Al Orth	1902
36*	Walter Johnson	1911
36*	Walter Johnson	1916
35*	Walter Johnson	1915
34	Bill Carrick	1901
34	Walter Johnson	1912
33	Case Patten	1902
33*	Walter Johnson	1914

SHUTOUTS

11*	Walter Johnson	1913
9*	Walter Johnson	1914
9*	Bob Porterfield	1953
9*	Bert Blyleven	1973
8**	Camilo Pascual	1961
8	Walter Johnson	1910
8	Walter Johnson	1917
8	Walter Johnson	1918
7	4x, last Walter Johnson	1919

SAVES

47	Joe Nathan	2009
45*	Eddie Guardado	2002
44	Joe Nathan	2004
43	Joe Nathan	2005
42	Jeff Reardon	1988
42	Rick Aguilera	1991
41	Rick Aguilera	1992
41	Eddie Guardado	2003
39	Joe Nathan	2008
38	Rick Aguilera	1998

INNINGS PITCHED

370.0*	Walter Johnson	1910
371.2	Walter Johnson	1914
371.0*	Walter Johnson	1916
368.0	Walter Johnson	1912
357.2	Case Patten	1904
346.0*	Walter Johnson	1913
336.2*	Walter Johnson	1915
328.0	Walter Johnson	1917
327.0*	Alvin Crowder	1932
325.0	Walter Johnson	1918
325.0	Bert Blyleven	1973

CAREER

GAMES

802	Walter Johnson	1907-27
648	Eddie Guardado	1993-2003, '08
490	Rick Aguilera	1989-99
484	Jim Kaat	1959-73
470*	Firpo Marberry	1923-32, '36
460	Joe Nathan	2004-11
432	Camilo Pascual	1954-66
420	Matt Guerrier	2004-10, '14
409	Glen Perkins	2006-17
386	Juan Rincon	2001-08

GAMES STARTED

666	Walter Johnson	1907-27
433	Jim Kaat	1959-73
377	Brad Radke	1995-2006
345	Bert Blyleven	1970-76, '85-88
331	Camilo Pascual	1954-66
259	Frank Viola	1982-89
251	Dutch Leonard	1938-46
249	Jim Perry	1963-72
239	Sid Hudson	1940-52
237	Case Patten	1901-08

COMPLETE GAMES

531	Walter Johnson	1907-27
206	Case Patten	1901-08
141	Bert Blyleven	1970-76, '85-88
139	Tom Hughes	1904-13
133	Jim Kaat	1959-73
130	Dutch Leonard	1938-46
119	Camilo Pascual	1954-66
112	Sid Hudson	1940-52
104	Bob Groom	1909-13
96	Jim Shaw	1913-21

SHUTOUTS

110	Walter Johnson	1907-27
31	Camilo Pascual	1954-66
29	Bert Blyleven	1970-76, '85-88
23	Dutch Leonard	1938-46
23	Jim Kaat	1959-73
19	Bob Porterfield	1951-55
17	Case Patten	1901-08
17	Tom Hughes	1904-13
17	Jim Shaw	1913-21
17	Jim Perry	1963-72

SAVES

260	Joe Nathan	2004-11
254	Rick Aguilera	1989-98
120	Glen Perkins	2006-17
116	Eddie Guardado	1993-2003, '08
108	Ron Davis	1982-86
104	Jeff Reardon	1987-89
96	Firpo Marberry	1923-32, '36
88	Al Worthington	1964-69
76	Ron Perranoski	1968-71
54	Mike Marshall	1978-80

INNINGS PITCHED

5923.0	Walter Johnson	1907-27
3014.1	Jim Kaat	1959-73
2566.2	Bert Blyleven	1970-76, '85-88
2465.0	Camilo Pascual	1954-66
2451.0	Brad Radke	1995-06
2059.1	Case Patten	1901-08
1899.1	Dutch Leonard	1938-46
1883.1	Jim Perry	1963-72
1819.1	Sid Hudson	1940-52
1776.0	Tom Hughes	1904-13

FRANCHISE ALL-TIME TOP TEN

[1901-2019]

SINGLE SEASON

WALKS	
146	Bobo Newsum 1936
143	Ken Chase..... 1940
137	Jim Shaw..... 1914
128	Eric Erickson 1920
127	Jim Hughes 1975
124	Jimmie Deshong..... 1937
123	Jim Shaw 1917
122	Walt Masterson 1948
119	Joe Boehling..... 1915
116*	Rich Robertson 1996

STRIKEOUTS	
313*	Walter Johnson..... 1910
303*	Walter Johnson..... 1912
265*	Johan Santana 2004
258	Bert Blyleven..... 1973
249	Bert Blyleven..... 1974
243*	Walter Johnson..... 1913
245	Johan Santana..... 2006
238*	Johan Santana..... 2005
235	Johan Santana..... 2007
234	Dean Chance..... 1968

HOME RUNS ALLOWED	
50*	Bert Blyleven..... 1986
46	Bert Blyleven..... 1987
43	Pedro Ramos..... 1957
40**	Brad Radke..... 1996
39*	Pedro Ramos..... 1961
39*	Jim Perry..... 1971
38	Pedro Ramos..... 1958
38*	Carlos Silva..... 2006
37	Frank Viola..... 1986
35	Mike Smithson* and Eric Milton 1984 and 2000/01

WIN PERCENTAGE	
.837*	Walter Johnson (36-7)..... 1913
.800*	Stanley Coveleski (20-5)..... 1925
.800	Firpo Marberry (16-4)..... 1931
.800*	Johan Santana (12-3)..... 2003
.800*	Francisco Liriano (12-3)..... 2006
.774*	Frank Viola (24-7)..... 1988
.773*	Bill Campbell (17-5)..... 1976
.769	Jim Perry (20-6)..... 1969
.769	Johan Santana (20-6)..... 2004
.767*	Walter Johnson (23-7)..... 1924
.760	Johan Santana (19-6)..... 2006

* led league; ** tied for league lead; + led major leagues
bold indicates still active with Twins; Career batting based on 2000 at-bats;
 Season pitching records based on 120 innings pitched; Career pitching records based on 500 innings pitched;
 Career win percentage determined by at least 25 wins

CAREER

WALKS	
1355	Walter Johnson..... 1907-27
909	Camilo Pascual..... 1954-66
729	Jim Kaat..... 1959-73
720	Sid Hudson..... 1940-52
694	Walt Masterson 1939-49, '52-53
688	Jim Shaw 1913-21
674	Bert Blyleven..... 1970-76, '85-88
572	Bump Hadley 1926-31, '35
568	Firpo Marberry 1923-32, '36
567	Tom Hughes 1904-13

STRIKEOUTS	
3508	Walter Johnson..... 1907-27
2035	Bert Blyleven..... 1970-76, '85-88
1885	Camilo Pascual..... 1954-66
1851	Jim Kaat..... 1959-73
1467	Brad Radke..... 1995-06
1381	Johan Santana 2000-07
1214	Frank Viola..... 1982-89
1025	Jim Perry..... 1963-72
887	Dave Goltz..... 1972-79
884	Tom Hughes 1904-13

HOME RUNS ALLOWED	
326	Brad Radke..... 1995-06
279	Jim Kaat..... 1961-73
243	Bert Blyleven..... 1970-76, '85-88
214	Camilo Pascual..... 1961-66
213	Frank Viola..... 1982-89
209	Pedro Ramos..... 1955-61
166	Jim Perry..... 1963-72
149	Eric Milton..... 1998-2003
144	Johan Santana 2000-07
128	Chuck Stobbs and Kyle Lohse 1953-61 and 2001-06

WIN PERCENTAGE	
.717	Juan Berenguer (33-13)..... 1987-90
.698	Dutch Reuther (30-13)..... 1925-26
.679	Stan Coveleski (36-17)..... 1925-27
.679	Johan Santana (93-44)..... 2000-07
.622	Firpo Marberry (117-71)..... 1923-36
.611	Jesse Crain (33-21)..... 2004-10
.604	Bill Campbell (32-21)..... 1973-76
.602	Sam Jones (50-33)..... 1928-31
.599	Walter Johnson (417-279)..... 1907-27
.598	Earl Whitehill (64-43)..... 1933-36
.588	Mudcat Grant (50-35)..... 1964-67

SENATORS TOP PITCHERS - 1901-60

STARTERS

	W-L	SV	ERA	G	IP	H	R	ER	BB	SO
Stan Coveleski (1925-58)*	36-17	1	2.98	73	500.2	515	205	166	162	111
Alvin Crowder (1926-34)	98-69	12	3.98	236	1331.0	1372	667	589	439	450
Walter Johnson (1907-27)*	417-279	34	2.16	802	5923.0	4921	1902	1424	1355	3508
Dutch Leonard (1938-46)	118-101	2	3.27	262	1899.1	1951	852	690	403	657
Connie Marrero (1950-54)	39-40	3	3.67	118	735.1	736	332	300	249	297
Bobo Newsum (1935-37, '42, '43, '46)	61-66	7	4.28	166	1079.2	1144	588	513	497	511
Bob Porterfield (1951-55)	67-64	0	3.38	146	1041.2	1020	437	391	343	366
Early Wynn (1939-48)*	72-87	2	3.94	191	1266.2	1359	655	554	460	386

RELIEVERS

	W-L	SV	ERA	G	IP	H	R	ER	BB	SO
Dick Hyde (1955-60)	16-12	25	3.41	154	277.1	255	119	105	124	129
Firpo Marberry (1923-36)	117-71	96	3.59	470	1654.0	1620	769	659	568	667

* - Denotes MLB Hall of Famer
 - List compiled by baseball historian Stew Thornley



**Victory
starts with
believing
in yourself.**



At U.S. Bank, we proudly cheer on sports teams from amateur to professional. Athletics teach us to set goals and accomplish them through hard work, dedication and teamwork. We know that when you set out to achieve a goal, you're making possible happen in our community. [usbank.com/communitypossible](https://www.usbank.com/communitypossible)

The Official Bank of the Minnesota Twins



Member FDIC. ©2020 U.S. Bank 294301 1/20

YEAR TO YEAR



TWINS YEARLY STANDINGS

YEAR	WON	LOST	TIED	PCT.	POS.	GA/GB	MANAGER	ATTENDANCE
1961	25	41	0	.379	9	-17.5	Lavagetto	
	45	49	1	.479			Mele	
	70	90	1	.438	7	-38.0	Combined	1,256,723
1962	91	71	1	.562	2	-5.0	Mele	1,433,116
1963	91	70	0	.565	3	-13.0	Mele	1,406,652
1964	79	83	1	.488	T-6	-20.0	Mele	1,207,514
1965	102	60	0	.630	1	+7.0	Mele	1,463,268
1966	89	73	0	.549	2	-9.0	Mele	1,259,374
1967	25	25	0	.500	6	-6.0	Mele	
	66	46	2	.589			Ermer	
	91	71	2	.562	T-2	-1.0	Combined	1,483,547
1968	79	83	0	.488	7	-24.0	Ermer	1,143,257
1969	97	65	0	.599	1	+9.0	Martin	1,349,327
1970	98	64	0	.605	1	+9.0	Rigney	1,261,887
1971	74	86	0	.463	5	-26.5	Rigney	940,858
1972	36	34	0	.514	3	-9.5	Rigney	
	41	43	0	.488			Quilici	
	77	77	0	.500	3	-15.5	Combined	797,901
1973	81	81	0	.500	3	-13.0	Quilici	907,499
1974	82	80	1	.506	3	-8.0	Quilici	662,401
1975	76	83	0	.478	4	-20.5	Quilici	737,156
1976	85	77	0	.525	3	-5.0	Mauch	715,394
1977	84	77	0	.522	4	-17.5	Mauch	1,162,727
1978	73	89	0	.451	4	-19.0	Mauch	787,878
1979	82	80	0	.506	4	-6.0	Mauch	1,070,521
1980	54	71	0	.432	4	-26.5	Mauch	
	23	13	0	.639			Goryl	
	77	84	0	.478	3	-19.5	Combined	769,206
1981 (1)	11	25	1	.306	6	-11.5	Goryl	
	6	14	0	.300			Gardner	
	17	39	1	.304	7	-18.0	Combined	
1981 (2)	24	29	0	.453	4	-6.0	Gardner	469,206
1982	60	102	0	.370	7	-33.0	Gardner	921,186
1983	70	92	0	.432	T-5	-29.0	Gardner	858,939
1984	81	81	0	.500	T-2	-3.0	Gardner	1,598,692
1985	27	35	0	.436	6	-7.5	Gardner	
	50	50	0	.500			Miller	
	77	85	0	.475	T-4	-14.0	Combined	1,651,814
1986	59	80	0	.425	7	-21.5	Miller	
	12	11	0	.522			Kelly	
	71	91	0	.438	6	-21.0	Combined	1,255,453
1987	85	77	0	.525	1	+2.0	Kelly	2,081,976
1988	91	71	0	.562	2	-13.0	Kelly	3,030,672
1989	80	82	0	.494	5	-19.0	Kelly	2,277,438
1990	74	88	0	.457	7	-29.0	Kelly	1,751,584
1991	95	67	0	.586	1	+8.0	Kelly	2,293,842
1992	90	72	0	.555	2	-6.0	Kelly	2,482,428
1993	71	91	0	.438	T-5	-23.0	Kelly	2,048,673
1994	53	60	0	.469	4	-14.0	Kelly	1,398,565
1995	56	88	0	.389	5	-44.0	Kelly	1,057,667
1996	78	84	0	.481	4	-21.5	Kelly	1,437,352
1997	68	94	0	.420	4	-18.5	Kelly	1,411,064
1998	70	92	0	.432	4	-19.0	Kelly	1,165,980
1999	63	97	1	.394	5	-33.0	Kelly	1,202,829
2000	69	93	0	.426	5	-26.0	Kelly	1,059,715
2001	85	77	0	.525	2	-6.0	Kelly	1,782,926
2002	94	67	0	.584	1	+13.5	Gardnhire	1,924,473
2003	90	72	0	.556	1	+4.0	Gardnhire	1,946,011
2004	92	70	0	.568	1	+9.0	Gardnhire	1,911,418
2005	83	79	0	.512	3	-16.0	Gardnhire	2,304,243
2006	96	66	0	.593	1	+1.0	Gardnhire	2,285,018
2007	79	83	0	.488	3	-17.0	Gardnhire	2,296,383
2008	88	75	0	.540	2	-1.0	Gardnhire	2,302,431
2009	87	76	0	.534	1	+1.0	Gardnhire	2,416,237
2010	94	68	0	.580	1	+6.0	Gardnhire	3,223,640
2011	63	99	0	.389	5	-32.0	Gardnhire	3,168,107
2012	66	96	0	.407	5	-22.0	Gardnhire	2,776,354
2013	66	96	0	.407	4	-27.0	Gardnhire	2,477,644
2014	70	92	0	.432	5	-20.0	Gardnhire	2,250,606
2015	83	79	0	.512	2	-12.0	Molitor	2,220,054
2016	59	103	0	.364	5	-35.5	Molitor	1,963,912
2017	85	77	0	.525	2 (WC)	-17.0	Molitor	2,051,279
2018	78	84	0	.481	2	-13.0	Molitor	1,959,197
2019	101	61	0	.623	1	+8.0	Baldelli	2,262,524
TOTALS	4,680	4,739	8	.497				96,793,738

TWINS SEASON OPENER INFORMATION

SEASON OPENER RECORD- 26-33

DATE	OPPONENT	W/L	SCORE	WINNING PITCHER	LOSING PITCHER	ATTENDANCE
4-11-61	at New York	W	6-0	Ramos	Ford	14,607
4-10-62	at Kansas City	L	2-4	Rakow	Kralick	21,012
4-9-63	at Cleveland	L	4-5	Grant	Pascual	22,091
4-14-64	at Cleveland	W	7-6	Perry	Walker	25,617
4-12-65	New York	W	5-4	Fosnow	Ramos	15,388
4-12-66	Kansas City	W	2-1	Grant	Hunter	21,658
4-11-67	at Baltimore	L	3-6	Drabowsky	Kaat	39,812
4-10-68	at Washington	W	2-0	Chance	Pascual	32,063
4-8-69	at Kansas City	L	3-4	Drabowsky	Gizenda	17,688
4-7-70	at Chicago	W	12-0	Perry	John	11,473
4-6-71	Milwaukee	L	2-7	Pattin	Perry	18,823
4-15-72	at Oakland	L	3-4	Locker	LaRoche	9,912
4-6-73	at Oakland	W	8-3	Blyleven	Hunter	38,207
4-5-74	at Kansas City	W	6-4	Campbell	McDaniel	31,781
4-8-75	at Texas	W	11-4	Blyleven	Jenkins	28,787
4-9-76	at Texas	L	1-2	Perry	Campbell	28,947
4-9-77	at Oakland	L	4-7	Torrez	Schueler	12,562
4-5-78	at Seattle	L	2-3	Abbott	Goltz	45,235
4-6-79	at Oakland	W	5-3	Goltz	Langford	10,387
4-10-80	at Oakland	W	9-7	Corbett	McCatty	24,415
4-9-81	Oakland	L	1-5	Norris	Koosman	42,658
4-8-82	Seattle	L	7-11	Bannister	Redfern	52,279
4-5-83	Detroit	L	3-11	Morris	Havens	30,961
4-3-84	Detroit	L	1-8	Morris	Williams	34,381
4-9-85	at California	W	6-2	Viola	Witt	35,244
4-8-86	at Oakland	W	3-2	Viola	Codirolì	44,726
4-7-87	Oakland	W	5-4	Frazier	Krueger	43,548
4-5-88	at New York	L	0-8	Rhoden	Viola	55,802
4-4-89	New York	L	2-4	John	Viola	52,394
4-9-90	at Oakland	L	3-8	Stewart	Anderson	48,219
4-9-91	at Oakland	L	2-7	Stewart	Morris	44,373
4-6-92	at Milwaukee	W	4-2	Willis	Nunez	52,470
4-6-93	Chicago	L	5-10	McDowell	Tapani	51,617
4-5-94	California	L	2-8	Langston	Tapani	41,012
4-26-95	at Boston	L	0-9	Sele	Erickson	32,980
4-1-96	Detroit	W	8-6	Radke	Lira	30,185
4-1-97	Detroit	W	7-5	Naulty	Miceli	43,216
4-1-98	at Toronto	L	2-3	Clemens	Tewksbury	41,387
4-6-99	Toronto	W	6-1	Radke	Hentgen	45,601
4-3-00	Tampa Bay	L	0-7	Trachsel	Radke	43,830
4-3-01	at Detroit	W	3-2	Radke	Weaver	40,104
4-1-02	at Kansas City	W	8-6	Romero	Bailey	40,605
3-31-03	at Detroit	W	3-1	Radke	Maroth	40,427
4-5-04	Cleveland	W	7-4	Rincon	Durbin	49,584
4-4-05	at Seattle	L	1-5	Moyer	Radke	46,249
4-4-06	at Toronto	L	3-6	Halladay	Santana	50,449
4-2-07	Baltimore	W	7-4	Santana	Bedard	48,711
3-31-08	Los Angeles - AL	W	3-2	Hernandez	Weaver	49,596
4-6-09	Seattle	L	1-6	Hernandez	Liriano	48,514
4-5-10	at Los Angeles - AL	L	3-6	Weaver	Baker	43,504
4-1-11	at Toronto	L	3-13	Romero	Pavano	47,984
4-6-12	at Baltimore	L	2-4	Arrieta	Pavano	46,773
4-1-13	Detroit	L	2-4	Verlander	Worley	38,282
3-31-14	at Chicago-AL	L	3-5	Sale	Nolasco	37,422
4-6-15	at Detroit	L	0-4	Price	Hughes	45,030
4-1-16	at Baltimore	L	2-3	Britton	Jepsen	45,785
4-3-17	vs. Kansas City	W	7-1	Santana	Strahm	39,615
3-29-18	at Baltimore	L	2-3	Blier	Rodney	45,469
3-28-19	vs. Cleveland	W	2-0	Berrios	Kluber	39,519

YEAR TO YEAR

SINGLE-DATE ATTENDANCE RECORDS IN MINNESOTA BY EACH CLUB

CLUB	TOP ATTENDANCE	DAY/NIGHT	DATE
Arizona	31,497	Night	Sunday, June 22, 2008
Atlanta	40,001	Night	Friday, June 11, 2010
Baltimore	52,284	Night	Friday, July 22, 1988
Boston	44,091	Night	Tuesday, July 5, 1988
Chicago-AL	51,617	Night	Tuesday, April 6, 1993
Chicago-NL	42,304	Night	Saturday, June 24, 2006
Cincinnati	35,034	Night	Friday, July 6, 2001
Cleveland	49,653	Night	Saturday, April 29, 1989
Colorado	40,814	Night	Wednesday, June 16, 2010
Detroit	54,088	Day	Tuesday, October 6, 2009
Houston	49,659	Day	Sunday, June 21, 2009
Kansas City	53,106	Day	Sunday, Sept. 27, 1987
Los Angeles-AL	52,625	Night	Saturday, Oct. 1, 1988
Los Angeles-NL	39,775	Night	Tuesday, June 28, 2011
Miami	29,448	Day	Sunday, June 9, 2002
Milwaukee	52,293	Night	Saturday, July 9, 1988
New York-AL	52,394	Night	Tuesday, April 4, 1989
New York-NL	35,124	Day	Wednesday, July 17, 2019
Oakland	52,008	Night	Saturday, June 4, 1988
Philadelphia	32,622	Night	Tuesday, June 12, 2012
Pittsburgh	37,273	Day	Wednesday, July 29, 2015
San Diego	28,852	Night	Tuesday, September 12, 2017
San Francisco	25,613	Night	Wednesday, June 15, 2005
St. Louis	35,002	Night	Saturday, June 27, 1998
Seattle	52,279	Night	Tuesday, April 6, 1982
Tampa Bay	43,830	Night	Monday, April 3, 2000
Texas	53,031	Night	Friday, April 10, 1992
Toronto	53,067	Night	Friday, April 8, 1988
Washington	24,813	Night	Tuesday, September 10, 2019

OPENING DAY LINEUPS 1961-1984

1961 at New York	Pos.	1962 at Kansas City	Pos.	1963 vs. Cleveland	Pos.	1964 at Cleveland	Pos.
Versalles	SS	Green	CF	Green	CF	Rollins	3B
Green	CF	Power	1B	Power	1B	Oliva	RF
Killebrew	1B	Killebrew	LF	Killebrew	LF	Allison	1B
Lemon	LF	Allison	RF	Allison	RF	Hall	CF
Allison	RF	Battley	C	Allen	2B	Killebrew	LF
Battley	C	Allen	2B	Battley	C	Battley	C
Bertoia	3B	Versalles	SS	Banks	3B	Versalles	SS
Gardner	2B	Rollins	3B	Versalles	SS	Allen	2B
Ramos	P	Kralick	P	Pascual	P	Pascual	P
Lavagetto	Mgr.	Mele	Mgr.	Mele	Mgr.	Mele	Mgr.
1965 vs. New York	Pos.	1966 vs. Kansas City	Pos.	1967 at Baltimore	Pos.	1968 at Washington	Pos.
Versalles	SS	Versalles	SS	Tovar	CF	Tovar	3B
Kindall	2B	Valdespino	LF	Rollins	3B	Carew	2B
Rollins	3B	Oliva	RF	Oliva	RF	Oliva	RF
Oliva	RF	Killebrew	3B	Killebrew	1B	Killebrew	1B
Killebrew	1B	Mincher	1B	Allison	LF	Allison	LF
Hall	CF	Hall	CF	Carew	2B	Roseboro	C
Allison	LF	Battley	C	Battley	C	Hernandez	SS
Zimmerman	C	Allen	2B	Versalles	SS	Uhlhaender	CF
Kaat	P	Grant	P	Kaat	P	Chance	P
Mele	Mgr.	Mele	Mgr.	Mele	Mgr.	Ermer	Mgr.
1969 at Kansas City	Pos.	1970 at Chicago	Pos.	1971 vs. Milwaukee	Pos.	1972 at Oakland	Pos.
Tovar	CF	Tovar	CF	Tovar	CF	Tovar	RF
Carew	2B	Carew	2B	Carew	2B	Thompson	SS
Oliva	RF	Killebrew	3B	Oliva	RF	Carew	2B
Killebrew	3B	Oliva	RF	Killebrew	3B	Killebrew	1B
Nettles	LF	Alyea	LF	Reese	1B	Darwin	CF
Reese	1B	Reese	1B	Alyea	LF	Brye	LF
Cardenas	SS	Mitterwald	C	Cardenas	SS	Soderholm	3B
Roseboro	C	Cardenas	SS	Mitterwald	C	Roof	C
Hall	P	Perry	P	Perry	P	Blyleven	P
Martin	Mgr.	Rigney	Mgr.	Rigney	Mgr.	Rigney	Mgr.
1973 at Oakland	Pos.	1974 at Kansas City	Pos.	1975 at Texas	Pos.	1976 at Texas	Pos.
Hisle	CF	Ferrer	SS	Carew	2B	Carew	1B
Carew	2B	Carew	2B	Bostock	CF	Ford	RF
Darwin	RF	Hisle	CF	Hisle	LF	Fraun	DH
Oliva	DH	Lis	1B	Darwin	RF	Hisle	LF
Braun	3B	Darwin	RF	Oliva	DH	Bostock	CF
Lis	1B	Killebrew	DH	Soderholm	3B	Wynegar	C
Thompson	SS	Braun	LF	Braun	1B	McKay	3B
Mitterwald	C	Hundley	C	Thompson	SS	Terrell	2B
Holt	LF	Terrell	3B	Borgmann	C	Thompson	SS
Blyleven	P	Blyleven	P	Blyleven	P	Blyleven	P
Quilici	Mgr.	Quilici	Mgr.	Quilici	Mgr.	Mauch	Mgr.
1977 at Oakland	Pos.	1978 at Seattle	Pos.	1979 at Oakland	Pos.	1980 at Oakland	Pos.
Wynegar	C	Powell	RF	Cubbage	3B	Cubbage	1B
Smalley	SS	Smalley	SS	Smalley	SS	Wilfong	2B
Carew	1B	Carew	1B	Landreaux	LF	Smalley	SS
Bostock	CF	Adams	DH	Jackson	1B	Landreaux	LF
Hisle	LF	Wynegar	C	Adams	DH	Goodwin	DH
Ford	RF	Ford	CF	Wynegar	C	Sofield	CF
Kusick	DH	Cubbage	3B	Sofield	RF	Wynegar	C
Cubbage	3B	Norwood	LF	Norwood	CF	Powell	RF
Randall	2B	Wilfong	2B	Wilfong	2B	Castino	3B
Goltz	P	Goltz	P	Goltz	P	Koosman	P
Mauch	Mgr.	Mauch	Mgr.	Mauch	Mgr.	Mauch	Mgr.
1981 vs. Oakland	Pos.	1982 vs. Seattle	Pos.	1983 vs. Detroit	Pos.	1984 vs. Detroit	Pos.
Powell	RF	Eisenreich	CF	Eisenreich	CF	Eisenreich	CF
Wilfong	2B	Ward	DH	Castino	2B	Teufel	2B
Castino	3B	Engle	RF	Ward	LF	Hrbek	1B
Smalley	SS	Smalley	SS	Hrbek	1B	Brunansky	RF
Adams	DH	Hrbek	1B	Brunansky	RF	Bush	DH
Ward	LF	Gaetti	3B	Gaetti	3B	Gaetti	3B
Hatcher	1B	Wynegar	C	Bush	DH	Hatcher	LF
Johnston	CF	Wilfong	2B	Laudner	C	Laudner	C
Smith	C	Hatcher	LF	Faedo	SS	Faedo	SS
Koosman	P	Redfern	P	Havens	P	Williams	P
Goryl	Mgr.	Gardner	Mgr.	Gardner	Mgr.	Gardner	Mgr.

OPENING DAY LINEUPS 1985-2008

1985		1986		1987		1988	
at California	Pos.	at Oakland	Pos.	vs. Oakland	Pos.	at New York	Pos.
Puckett	CF	Puckett	CF	Gladden	DH	Gladden	LF
Hatcher	LF	Hatcher	LF	Lombardozi	2B	Gagne	SS
Hrbek	1B	Hrbek	1B	Puckett	CF	Puckett	CF
Smalley	SS	Brunansky	RF	Gaetti	3B	Hrbek	1B
Brunansky	RF	Salas	C	Hrbek	1B	Gaetti	3B
Stenhouse	DH	Gaetti	3B	Brunansky	RF	Bush	DH
Gaetti	3B	Smalley	DH	Davidson	LF	Brunansky	RF
Teufel	2B	Gagne	SS	Gagne	SS	Nieto	C
Laudner	C	Lombardozi	2B	Nieto	C	Lombardozi	2B
Viola	P	Viola	P	Byleven	P	Viola	P
Gardner	Mgr.	Miller	Mgr.	Kelly	Mgr.	Kelly	Mgr.
1989		1990		1991		1992	
vs. New York	Pos.	at Oakland	Pos.	at Oakland	Pos.	at Milwaukee	Pos.
Gladden	LF	Gladden	LF	Gladden	LF	Mack	LF
Backman	2B	Bush	RF	Knoblauch	2B	Knoblauch	2B
Puckett	CF	Puckett	CF	Puckett	RF	Puckett	CF
Gaetti	3B	Hrbek	1B	Hrbek	1B	Davis	DH
Hrbek	1B	Gaetti	3B	Davis	DH	Harper	C
Laudner	C	Harper	C	Harper	C	Larkin	1B
Castillo	RF	Larkin	DH	Pagliarulo	3B	Munoz	RF
Larkin	DH	Gagne	SS	Mack	CF	Leius	3B
Gagne	SS	Newman	2B	Gagne	SS	Gagne	SS
Viola	P	Anderson	P	Morris	P	Erickson	P
Kelly	Mgr.	Kelly	Mgr.	Kelly	Mgr.	Kelly	Mgr.
1993		1994		1995		1996	
vs. Chicago	Pos.	vs. California	Pos.	at Boston	Pos.	vs. Detroit	Pos.
Knoblauch	2B	Becker	CF	Knoblauch	2B	Knoblauch	2B
Mack	LF	Knoblauch	2B	Cole	CF	Becker	CF
Puckett	CF	Puckett	RF	Puckett	RF	Molitor	DH
Hrbek	1B	Winfield	DH	Munoz	DH	Cordova	LF
Winfield	DH	Munoz	LF	Maas	1B	Myers	C
Munoz	RF	Hrbek	1B	Cordova	LF	Hollins	3B
Harper	C	Walbeck	C	Leius	3B	Stahoviak	1B
Pagliarulo	3B	Leius	3B	Meares	SS	Meares	SS
Leius	SS	Meares	SS	Walbeck	C	Lawton	RF
Tapani	P	Tapani	P	Erickson	P	Radke	P
Kelly	Mgr.	Kelly	Mgr.	Kelly	Mgr.	Kelly	Mgr.
1997		1998		1999		2000	
vs. Detroit	Pos.	at Toronto	Pos.	vs. Toronto	Pos.	vs. Tampa Bay	Pos.
Knoblauch	2B	Nixon	CF	Hunter	CF	Walker	2B
Becker	CF	Gates	2B	Allen	LF	Guzman	SS
Molitor	DH	Molitor	DH	Walker	2B	Lawton	RF
Cordova	LF	Merced	1B	Coomer	3B	Huskey	DH
Lawton	RF	Cordova	LF	Lawton	RF	Koskie	3B
Steinbach	C	Lawton	RF	Cordova	DH	Coomer	1B
Stahoviak	1B	Coomer	3B	Mientkiewicz	1B	Jones	LF
Meares	SS	Steinbach	C	Steinbach	C	LeCroy	C
Walker	3B	Meares	SS	Guzman	SS	Hunter	CF
Radke	P	Tewksbury	P	Radke	P	Radke	P
Kelly	Mgr.	Kelly	Mgr.	Kelly	Mgr.	Kelly	Mgr.
2001		2002		2003		2004	
at Detroit	Pos.	at Kansas City	Pos.	at Detroit	Pos.	vs. Cleveland	Pos.
Guzman	SS	Jones	LF	Jones	LF	Stewart	LF
Rivas	2B	Guzman	SS	Guzman	SS	Rivas	2B
Lawton	RF	Mientkiewicz	1B	Hunter	CF	Mientkiewicz	1B
Koskie	3B	Ortiz	DH	LeCroy	DH	Koskie	3B
Ortiz	DH	Hunter	CF	Cuddyer	3B	Hunter	CF
Hunter	CF	Koskie	3B	Mientkiewicz	1B	Jones	RF
Jones	LF	Buchanan	RF	Mohr	RF	LeCroy	DH
Mientkiewicz	1B	Pierzynski	C	Pierzynski	C	Mauer	C
Pierzynski	C	Rivas	2B	Rivas	2B	Guzman	SS
Radke	P	Radke	P	Radke	P	Radke	P
Kelly	Mgr.	Gardenhire	Mgr.	Gardenhire	Mgr.	Gardenhire	Mgr.
2005		2006		2007		2008	
at Seattle	Pos.	at Toronto	Pos.	vs. Baltimore	Pos.	vs. Los Angeles-AL	Pos.
Stewart	LF	Stewart	LF	Castillo	2B	Gomez	2B
Bartlett	SS	Castillo	2B	Punto	3B	Mauer	C
Mauer	C	Mauer	C	Mauer	C	Cuddyer	RF
Morneau	1B	White	DH	Cuddyer	RF	Morneau	1B
Hunter	CF	Hunter	CF	Morneau	1B	Young	LF
Jones	RF	Morneau	1B	Hunter	CF	Monroe	DH
Ford	DH	Batista	3B	White	LF	Lamb	3B
Cuddyer	3B	Kubel	RF	Cirillo	DH	Harris	2B
Rivas	2B	Castro	SS	Bartlett	SS	Everett	SS
Radke	P	Santana	P	Santana	P	Hernandez	P
Gardenhire	Mgr.	Gardenhire	Mgr.	Gardenhire	Mgr.	Gardenhire	Mgr.

YEAR TO YEAR

OPENING DAY LINEUPS 2009-2019

2009		2010		2011		2012		2013	
Seattle	Pos.	at Los Angeles-AL	Pos.	at Toronto	Pos.	at Baltimore	Pos.	Detroit	Pos.
Span	LF	Span	CF	Span	CF	Span	CF	Hicks	CF
Casilla	2B	Hudson	2B	Nishioka	2B	Carroll	SS	Mauer	C
Cuddyer	RF	Mauer	C	Mauer	C	Mauer	C	Willingham	C
Morneau	1B	Morneau	1B	Morneau	1B	Morneau	DH	Morneau	1B
Kubel	DH	Cuddyer	RF	Young	LF	Willingham	LF	Doumit	DH
Crede	3B	Kubel	DH	Cuddyer	RF	Doumit	RF	Plouffe	RF
Gomez	CF	Young	LF	Kubel	DH	Valencia	3B	Parmelee	3B
Redmond	C	Hardy	SS	Valencia	3B	Parmelee	1B	Dozier	2B
Punto	SS	Punto	3B	Casilla	SS	Casilla	2B	Florimon	SS
Liriano	P	Baker	P	Pavano	P	Pavano	P	Worley	P
Gardenhire	Mgr.	Gardenhire	Mgr.	Gardenhire	Mgr.	Gardenhire	Mgr.	Gardenhire	Mgr.

2014		2015		2016		2017		2018	
at Chicago-AL	Pos.	at Detroit	Pos.	at Baltimore	Pos.	Kansas City	Pos.	at Baltimore	Pos.
Dozier	2B	D. Santana	SS	Dozier	2B	Dozier	2B	Dozier	2B
Suzuki	C	Dozier	2B	Mauer	1B	Grossman	DH	Mauer	1B
Mauer	1B	Mauer	1B	Sanó	RF	Buxton	CF	Sanó	3B
Willingham	LF	Hunter	RF	Plouffe	3B	Mauer	1B	Rosario	LF
Colabello	DH	Vargas	DH	Rosario	LF	Sanó	3B	Morrison	DH
Plouffe	3B	Plouffe	3B	Park	DH	Castro	C	Escobar	SS
Arcia	RF	Arcia	LF	Escobar	SS	Polanco	SS	Kepler	RF
Hicks	CF	Suzuki	C	Suzuki	C	Kepler	RF	Buxton	CF
Florimon	SS	Schafar	CF	Buxton	CF	Rosario	LF	Castro	C
Nolasco	P	Hughes	P	E. Santana	P	E. Santana	P	Odorizzi	P
Gardenhire	Mgr.	Molitor	Mgr.	Molitor	Mgr.	Molitor	Mgr.	Molitor	Mgr.

2019	
vs. Cleveland	Pos.
Kepler	RF
Polanco	SS
Cruz	DH
Rosario	LF
Cron	1B
Gonzalez	3B
Schoop	2B
Castro	C
Buxton	CF
Berrios	P
Baldelli	Mgr.

OPENING DAY INFORMATION

Earliest: March 29, 2018 at BAL

Latest: April 26, 1995 at BOS

Largest crowd: 55,802, April 5, 1988 at NYY

Smallest crowd: 9,912, April 15, 1972 at OAK

Coldest Temperature: 33 degrees, April 14, 1962 vs. LAA

Twins Opening Day Opponents Through the Years:

Oakland-12, Detroit-8, Baltimore-5, Toronto-5, Cleveland-4, New York-AL-4, Los Angeles-AL-4, Chicago-AL-3, Kansas City-5, Seattle-3, Milwaukee-2, Texas-2, Boston-1, Tampa Bay-1, Washington-1

TWINS ALL-TIME OPENING DAY STARTING PITCHERS

Year	Opp.	Pitcher (Line)
1961	at NYY	Pedro Ramos (W, 9.0 IP, 3 H, 0 R, 0 ER, 1 BB, 5 K)
1962	at KC	Jack Kralick (L, 6.0 IP, 5 H, 4 R, 4 ER, 0 BB, 3 K)
1963	CLE	Camilo Pascual (L, 7.0 IP, 6 H, 5 R, 5 ER, 2 BB, 3 K)
1964	at CLE	Camilo Pascual (ND, 3.0 IP, 7 H, 5 R, 5 ER, 2 BB, K)
1965	NYY	Jim Kaat (ND, 9.0 IP, 5 H, 4 R, 4 ER, 1 BB, 2 K)
1966	KC	Mudcat Grant (W, 9.0 IP, 6 H, 1 R, 1 ER, 2 BB, 1 K)
1967	at BAL	Jim Kaat (L, 4.0 IP, 4 H, 4 R, 4 ER, 1 BB, 3 K)
1968	at WAS	Dean Chance (W, 9.0 IP, 4 H, 0 R, 0 ER, 0 BB, 8 K)
1969	at KC	Tom Hall (ND, 5.2 IP, 9 H, 3 R, 1 ER, 0 BB, 2 K)
1970	at CWS	Jim Perry (W, 9.0 IP, 6 H, 0 R, 0 ER, 4 BB, 6 K)
1971	MIL	Jim Perry (L, 4.2 IP, 7 H, 3 R, 3 ER, 3 BB, 1 K)
1972	at OAK	Bert Blyleven (ND, 6.0 IP, 5 H, 2 R, 2 ER, 1 BB, 1 K)
1973	at OAK	Bert Blyleven (W, 9.0 IP, 10 H, 3 R, 2 ER, 2 BB, 7 K)
1974	at KC	Bert Blyleven (ND, 9.0 IP, 9 H, 4 R, 3 ER, 3 BB, 6 K)
1975	at TEX	Bert Blyleven (W, 6.1 IP, 6 H, 4 R, 4 ER, 4 BB, 8 K)
1976	at TEX	Bert Blyleven (ND, 9.0 IP, 6 H, 1 R, 1 ER, 0 BB, 8 K)
1977	at OAK	Dave Goltz (ND, 4.1 IP, 5 H, 4 R, 3 ER, 4 BB, 3 K)
1978	at SEA	Dave Goltz (W, 5.0 IP, 9 H, 3 R, 3 ER, 2 BB, 6 K)
1979	at SEA	Dave Goltz (W, 4.1 IP, 8 H, 3 R, 3 ER, 1 BB, 3 K)
1980	at OAK	Jerry Koonsman (ND, 6.2 IP, 7 H, 4 R, 4 ER, 1 BB, 4 K)
1981	OAK	Jerry Koonsman (L, 7.1 IP, 8 H, 4 R, 4 ER, 4 BB, 3 K)
1982	SEA	Pete Redfern (L, 5.0 IP, 6 H, 5 R, 5 ER, 1 BB, 2 K)
1983	DET	Brad Havens (L, 1.1 IP, 7 H, 8 R, 8 ER, 3 BB, 2 K)
1984	DET	Al Williams (ND, 6.1 IP, 8 H, 6 R, 6 ER, 2 BB, 2 K)
1985	at CAL	Frank Viola (W, 7.2 IP, 4 H, 2 R, 2 ER, 3 BB, 2 K)
1986	at OAK	Frank Viola (W, 7.0 IP, 7 H, 2 R, 2 ER, 3 BB, 2 K)
1987	OAK	Bert Blyleven (ND, 8.0 IP, 4 H, 4 R, 4 ER, 3 BB, 6 K)
1988	at NYY	Frank Viola (L, 5.0 IP, 8 H, 6 R, 6 ER, 1 BB, 6 K)
1989	NYY	Frank Viola (L, 6.0 IP, 9 H, 3 R, 3 ER, 4 BB, 1 K)
1990	at OAK	Allan Anderson (L, 4.0 IP, 7 H, 5 R, 4 ER, 3 BB, 1 K)
1991	at OAK	Jack Morris (L, 4.2 IP, 8 H, 7 R, 3 ER, 5 BB, 4 K)
1992	at MIL	Scott Erickson (ND, 6.0 IP, 5 H, 2 R, 2 ER, 2 BB, 1 K)
1993	CWS	Kevin Tapani (L, 3.1 IP, 8 H, 9 R, 8 ER, 1 BB, 2 K)
1994	CAL	Kevin Tapani (L, 3.2 IP, 10 H, 7 R, 7 ER, 3 BB, 1 K)
1995	at BOS	Scott Erickson (L, 4.2 IP, 7 H, 2 R, 1 ER, 2 BB, 3 K)
1996	DET	Brad Radke (W, 6.0 IP, 5 H, 1 R, 1 ER, 2 BB, 8 K)
1997	DET	Brad Radke (ND, 5.0 IP, 7 H, 5 R, 5 ER, 2 BB, 4 K)
1998	at TOR	Bob Tewksbury (L, 6.0 IP, 5 H, 3 R, 3 ER, 2 BB, 2 K)

Year	Opp.	Pitcher (Line)
1999	TOR	Brad Radke (W, 7.0 IP, 8 H, 1 R, 1 ER, 1 BB, 5 K)
2000	TB	Brad Radke (L, 5.0 IP, 9 H, 6 R, 6 ER, 0 BB, 4 K)
2001	at DET	Brad Radke (W, 8.0 IP, 6 H, 1 R, 1 ER, 1 BB, 2 K)
2002	at KC	Brad Radke (ND, 4.1 IP, 8 H, 6 R, 5 ER, 0 BB, 2 K)
2003	at DET	Brad Radke (W, 6.2 IP, 3 H, 1 R, 1 ER, 1 BB, 3 K)
2004	CLE	Brad Radke (ND, 6.0 IP, 11 H, 4 R, 2 ER, 0 BB, 3 K)
2005	at SEA	Brad Radke (L, 7.0 IP, 5 H, 4 R, 4 ER, 0 BB, 5 K)
2006	at TOR	Johan Santana (L, 5.2 IP, 10 H, 4 R, 4 ER, 1 BB, 3 K)
2007	BAL	Johan Santana (W, 6.0 IP, 7 H, 4 R, 4 ER, 2 BB, 6 K)
2008	LAA	Livan Hernandez (W, 7.0 IP, 7 H, 2 R, 2 ER, 0 BB, K)
2009	SEA	Francisco Liriano (L, 7.0 IP, 4 H, 4 R, 4 ER, 0 BB, 3 K)
2010	at LAA	Scott Baker (L, 4.2 IP, 5 H, 4 R, 4 ER, 3 BB, 3 K)
2011	at TOR	Carl Pavano (L, 4.0 IP, 6 H, 8 R, 7 ER, 2 BB, 3 K)
2012	at BAL	Carl Pavano (L, 7.0 IP, 5 H, 4 R, 4 ER, 2 BB, 1 K)
2013	DET	Vance Worley (L, 6.0 IP, 8 H, 3 R, 3 ER, 1 BB, 3 K)
2014	at CWS	Ricky Nolasco (L, 6.0 IP, 10 H, 5 R, 5 ER, 2 BB, 4 K)
2015	at DET	Phil Hughes (L, 6.0 IP, 8 H, 4 R, 4 ER, 1 BB, 6 K)
2016	at BAL	Ervin Santana (ND, 2.0 IP, 2 H, 0 ER, 2 BB, 3 K)
2017	KC	Ervin Santana (W, 7.0 IP, 2 H, 1 ER, 2 BB, 3 K)
2018	at BAL	Jake Odorizzi (ND, 6.0 IP, 2 H, 0 ER, 2 BB, 7 K)
2019	CLE	José Berrios (W, 7.2, 2 H, 0 ER, 1 BB, 10 K)

TWINS MOST OPENING DAY STARTS

Player	Starts
Mauer	14
Killebrew	13
Carew	12
Hrbek	12
Puckett	11
Oliva	10
Pitcher	Starts
Radke	9
Blyleven	6
Viola	4
Goltz	3
9 pitchers tied	2

YEAR-BY-YEAR TEAM STATISTICS

1961 TWINS STATISTICS

Batting: (9th in A.L.)

PLAYER	AVG	G	AB	R	H	TB	2B	3B	HR	RBI	BB	SO	SB	GDP
Allison	.245	159	556	83	136	250	21	3	29	105	103	100	2	17
Altobelli	.221	41	95	10	21	34	2	1	3	14	13	14	0	2
Arrigo	.500	2	2	0	1	0	0	0	0	1	0	0	0	0
Baffey	.302	133	460	70	139	216	24	1	17	55	53	65	3	18
Becker	.238	57	84	13	20	40	1	2	5	18	2	12	0	1
Bertola	.212	95	104	17	22	27	2	0	0	8	20	12	0	3
Conso	.000	11	6	0	1	0	0	0	0	0	0	1	0	0
Cueto	.000	4	6	1	0	0	0	0	0	0	0	1	0	0
Dobbek	.168	72	125	12	21	38	3	1	4	14	13	18	1	2
Dotter	.000	1	1	0	0	0	0	0	0	0	0	0	0	0
Gardner	.235	45	153	13	36	48	9	0	1	11	11	14	0	7
Giel	.500	5	2	0	1	1	0	0	0	0	0	1	0	0
Green	.285	156	600	92	171	240	28	7	9	50	81	50	17	5
Henry	.143	20	28	1	4	4	0	0	0	3	2	7	0	3
Jacobs	.250	4	8	0	2	2	0	0	0	0	0	2	0	0
Kaat	.238	53	63	10	15	20	3	1	0	6	4	13	0	0
Killebrew	.288	150	541	94	156	328	20	7	46	122	107	109	1	11
Kralick	.151	39	86	8	15	16	0	0	0	2	2	14	0	0
Lee	.089	15	28	2	2	2	0	0	0	2	0	12	0	0
Lemon	.258	129	423	57	109	179	26	1	14	52	44	98	1	11
Leptic	.170	47	112	11	19	45	3	1	7	19	8	31	1	2
Martin	.246	108	374	44	92	135	15	5	6	36	13	42	3	9
McDevitt	.000	4	4	1	0	0	0	0	0	0	0	4	0	0
Mincher	.188	35	101	18	19	41	5	1	5	11	22	12	0	5
Moore	.000	6	4	0	0	0	0	0	0	0	2	1	0	1
Naragon	.302	57	139	10	42	52	2	1	2	11	4	8	0	5
Palmquist	.000	2	3	1	0	0	0	0	0	0	0	0	0	0
Pascual	.165	33	85	4	14	17	3	0	0	4	5	15	0	5
Pleis	.172	37	93	8	16	16	1	0	0	3	11	2	4	0
Ramos	.284	13	17	3	5	6	1	0	0	3	2	2	0	0
Rollins	.000	4	6	3	0	0	0	0	0	0	2	0	0	0
Sadowski	.000	4	18	3	5	9	1	0	1	3	2	4	0	0
Schroll	.278	6	16	3	5	9	1	0	1	3	2	4	0	0
Snyder	.000	3	5	0	0	0	0	0	0	0	0	1	0	0
Stange	.000	1	1	0	0	0	0	0	0	0	0	1	0	0
Stobbs	.375	6	8	2	3	4	1	0	0	1	1	2	0	0
Tuttle	.246	137	370	38	91	124	12	3	5	38	43	41	1	13
Valdivieso	.195	76	149	15	29	37	5	0	1	9	8	18	1	6
Vale	.156	33	32	0	5	7	2	0	0	4	3	3	0	2
Versalles	.280	129	510	65	143	199	25	5	7	53	25	61	16	8
Whisenant	.000	10	6	1	0	0	0	0	0	0	1	2	0	0
TOTALS	.250	161	5417	707	1353	2149	215	40	167	665	597	840	47	141

Pitching: (7th in A.L.)

PLAYER	W	L	ERA	G	GS	CG	SHO	SV	IP	H	R	ER	HR	BB	SO
Arrigo	0	1	10.24	7	2	0	0	-	9.2	9	12	11	0	10	6
Becker	0	0	27.00	1	0	0	0	-	1.0	4	3	3	0	1	0
Bruckbauer	0	0	INF	1	0	0	0	-	0.0	3	3	0	0	1	0
Cueto	1	3	8.18	7	5	0	0	-	21.1	27	24	17	7	10	5
Dotter	0	0	9.00	2	0	0	0	-	6.0	6	6	6	0	4	2
Giel	1	0	9.78	12	0	0	0	-	19.1	24	27	21	6	17	14
Kaat	9	17	3.90	36	29	8	1	-	200.2	187	105	87	12	82	122
Kralick	13	11	3.61	33	33	11	2	-	242.0	257	101	97	21	64	137
Lee	3	6	3.52	37	10	4	0	-	115.0	93	49	45	12	35	65
McDevitt	1	0	2.36	16	11	0	0	-	26.2	20	11	7	1	19	15
Moore	4	4	3.27	46	1	0	0	-	56.1	48	23	21	9	38	46
Palmquist	1	1	9.70	9	2	0	0	-	21.1	33	23	22	7	13	13
Pascual	15	16	3.46	35	33	15	8	-	252.1	205	114	97	26	100	221
Pleis	4	2	4.95	37	0	0	0	-	56.1	59	35	31	4	34	32
Ramos	11	20	3.95	42	34	9	3	-	264.1	265	134	116	39	79	174
Sadowski	0	2	6.82	15	1	0	0	-	33.0	49	29	25	6	11	12
Schroll	4	4	5.22	11	8	2	0	-	50.0	53	36	29	5	27	24
Stange	1	0	2.92	7	0	0	0	-	12.1	15	6	4	1	10	10
Stobbs	2	3	7.48	24	3	0	0	-	44.2	56	37	37	8	15	17
TOTALS	70	90	4.26	161	49	14	-	1432.1	1415	778	681	163	570	914	914

1962 TWINS STATISTICS

Batting: (3rd in A.L.)

PLAYER	AVG	G	AB	R	H	TB	2B	3B	HR	RBI	BB	SO	SB	GDP
Allen	.269	159	573	79	154	231	27	7	12	64	62	82	0	10
Allison	.266	149	519	102	138	265	24	8	29	102	84	115	8	12
Arrigo	1	0	0	0	0	0	0	0	0	0	0	0	0	0
Banks	.252	63	103	22	26	42	0	2	4	15	21	27	0	6
Battley	.280	148	522	58	146	205	20	3	11	57	57	48	0	18
Bonikowski	.148	29	27	3	4	4	0	0	0	1	15	0	0	0
Celium	.000	6	4	0	0	0	0	0	0	1	0	1	0	0
Donohue	.000	6	5	0	0	0	0	0	0	0	1	1	0	0
Domez	.000	6	5	0	0	0	0	0	0	0	1	1	0	0
Sonri	.192	37	26	6	5	13	0	1	2	2	2	6	0	1
Green	.271	158	619	97	168	249	33	3	14	63	88	36	8	8
Kaat	.180	48	100	9	18	26	3	1	1	10	8	40	0	0
Killebrew	.243	155	552	85	134	301	21	1	48	126	106	142	1	14
Kralick	.202	39	89	7	18	25	1	0	2	4	4	27	0	5
Lee	.211	9	19	2	4	4	0	0	0	1	1	7	0	0
Lemon	.176	12	17	1	3	6	0	0	1	5	3	4	0	1
Manning	.000	5	1	0	0	0	0	0	0	0	0	0	0	0
Miranda	.250	32	16	0	4	6	2	0	0	1	1	6	0	1
Martinez	.167	37	18	13	3	5	0	1	0	3	3	4	0	0
Mincher	.240	86	121	20	29	59	1	1	9	29	34	24	0	4
Moore	.000	49	5	0	0	0	0	0	0	0	0	3	0	0

1962 TWINS STATISTICS

Batting: (3rd in A.L.)

PLAYER	AVG	G	AB	R	H	TB	2B	3B	HR	RBI	BB	SO	SB	GDP
Naragon	.229	24	35	1	8	9	1	0	0	3	3	1	0	1
Oliva	.444	9	9	3	4	5	1	0	0	3	3	2	0	0
Pascual	.268	34	97	9	26	36	4	0	2	19	6	8	0	3
Pleis	.286	21	14	1	4	4	0	0	0	1	1	5	0	0
Power	.290	144	611	80	177	257	28	2	16	63	22	95	7	12
Roland	.190	0	0	0	0	0	0	0	0	0	0	0	0	0
Rollins	.298	159	624	96	186	267	23	5	16	96	75	62	3	13
Sadowski	.300	19	4	1	2	2	0	0	0	0	0	1	0	0
Snyder	.100	12	10	1	2	1	0	0	0	0	1	1	0	0
Stange	.059	44	17	1	1	1	0	0	0	0	1	9	0	0
Stigman	.044	40	45	2	2	2	0	0	0	2	2	22	0	1
Sullivan	.000	21	4	1	0	0	0	0	0	0	1	0	0	1
Tuttle	.211	110	123	21	26	35	4	1	1	13	19	14	1	4
Versalles	.241	160	568	69	137	212	18	3	17	67	37	71	5	13
Zimmerman	.274	34	62	8	17	21	4	0	0	7	3	5	0	1
TOTALS	.260	163	5561	798	1445	2293	215	39	185	758	649	825	33	129

Pitching: (6th in A.L.)

PLAYER	W	L	ERA	G	GS	CG	SHO	SV	IP	H	R	ER	HR	BB	SO
Arrigo	0	0	18.00	1	0	0	0	0	1.0	3	3	2	0	1	1
Bonikowski	5	7	3.88	30	13	3	0	1	99.2	95	47	43	6	38	45
Collum	0	2	11.15	8	3	0	0	0	15.1	29	22	19	1	11	5
Donohue	0	1	6.97	6	1	0	0	1	10.1	12	8	8	2	6	3
Gomez	1	1	4.66	6	2	1	0	0	19.1	17	11	10	3	11	8
Kaat	18	14	3.14	38	35	16	5	0	268.0	243	106	94	23	75	173
Kralick	12	11	3.86	38	37	1	0	0	242.2	239	121	104	30	61	139
Lee	3	3	4.50	9	1	0	0	0	52.0	51	27	26	8	24	28
Manning	0	0	5.14	5	1	0	0	0	7.0	14	10	4	0	1	3
Maranda	1	3	4.46	32	4	0	0	0	72.2	69	43	36	11	35	36
Moore	8	3	4.73	49	0	0	0	6	64.2	55	35	34	8	30	58
Pascual	20	11	3.32	34	33	18	5	0	257.2	236	100	95	25	59	206
Pleis	2	5	4.40	21	4	0	0	0	45.0	46	27	22	7	14	31
Roland	0	0	0.00	1	0	0	0	0	2.0	1	0	0	0	0	1
Sadowski	1	1	5.03	19	0	0	0	0	33.0	37	19	19	6	11	15
Stange	4	3	4.45	44	6	1	0	3	95.0	98	57	47	14	39	70
Stigman	12	5	3.66	40	15	6	0	3	142.2	122	60	58	19	64	116
Sullivan	4	1	3.21	21	0	0	0	2	33.1	33	17	12	3	13	10
TOTALS	91	71	3.90	163	53	11	15	1462.1	1400	713	633	166	493	948	

1963 TWINS STATISTICS

Batting: (1st in A.L.)

PLAYER	AVG	G	AB	R	H	TB	2B	3B	HR	RBI	BB	SO	SB	GDP
Allen	.240	139	421	52	101	150	20	1	9	43	38	52	0	6
Allison	.271	148	527	99	143	281	25	4	35	91	90	109	6	7
Arrigo	.000	5	4	0	0	0	0	0	0	0	0	1	0	0
Banks	.155	25	71	5	11	24	4	0	3	8	9	21	0	2
Battley	.285	147	508	64	145	242	17	1	26	84	61	75	0	16
Becquer	.1	1	0	1	0	0	0	0	0	0	0	0	0	0
Dailey	.238	66	21	2	5	8	0	0	1	4	2	10	0	1
Dotter	.000	2	0	0	0	0	0	0	0	0	0	0	0	0
Formies	.167	11	6	1	1	3	0	1	0	1	0	3	0	0
Gonyl	.287	64	150	29	45	81	5	3	9	24	15	29	0	4
Green	.239	145	280	41	67	91	10	1	4	27	31	21	11	1
Hall	.260	156	497	88	129	259	21	5	33	80	63	101	3	8
Kaat	.131	36	61	2	8	12	1	0	1	8	2	19	0	1
Killebrew	.258	142	515	88	133	286	18	0	45	96	72	105	0	16
Kralick	.167	6	6	1	1	3	0	0	0	0	2	3	0	0
Lasher	.000	11	1	0	0	0	0	0	0	0	0	1	0	0
Lemon	.118	7	17	0	2	2	0	0	0	1	1	5	0	0
Mincher	.258	82	225	41	58	117	8	0	17	42	30	51	0	0
Moore	.333	31	3	0	1	3	0	0	0	0	0	0	0	1
Oliva	.429	7	7	0	3	3	0	0	0	1	0	2	0	0
Pascual	.250	33	92	9	23	30	5	1	0	12	3	15	0	3
Perot	.208	40	51	9	11	13	2	0	0	4	6	12	0	1
Pleis	.125	36	16	2	2	2	0	0	0	1	3	11	0	0
Post	.191	21	47	6	9	17	0	1	2	6	2	17	0	1
Power	.270	138	541	65	146	208	28	2	10	52	22	24	3	15
Ratloff	.190	10	21	2	4	8	1	0	1	3	2	7	0	0
Roggenburk	.143	36	7	0	1	1	0	0	0	0	1	2	0	0
Roland	.000	10	15	1	0	0	0	0	0	0	0	6	0	0
Rollins	.307	136	531	75	163	236	23	1	16	61	36	59	2	13
Siebler	.133	7	15	1	2	2	0	0	0	2	1	5	0	0
Stange	.096	32	52	3	5	6	1	0	0	1	5	14	0	1
Stigman	.107	33	84	4	9	10	1	0	0	4	7	48	0	2
Sullivan	.000	16	0	0	0	0	0	0	0	0	0	0	0	0
Tuttle	.000	16	0	0	0	0	0	0	0	0	1	0	0	2
Versalles	.261	159	621	74	162	249	31	13	10	54	33	66	7	11
Ward	.067	9	15	0	1	2	1	0	0	2	1	5	0	0
Wertz	.136	35	44	3	6	15	0	0	3	7	6	5	0	1
Williams	.3	0	0	0	0	0	0	0	0	0	0	0	0	0
Zimmerman	.232	39	56	3	13	14	1	0	0	3	2	8	0	3
TOTALS	.255	161	5531	767	1408	2376	223	35	225	722	547	912	32	116

DID YOU *Know?*

...the last Twin to hit a home run from the pitcher spot was Chris Gimenez, September 2, 2018 at Texas. Gimenez finished an 18-4 game on the mound homering in the ninth inning. The last Twins "actual pitcher" to hit a home run was Jim Kaat, June 11, 1972 at Cleveland.

1963 TWINS STATISTICS

Pitching: (3rd in A.L.)

PLAYER	W	L	ERA	G	GS	CG	SHO	SV	IP	H	R	ER	HR	BB	SO
Arrigo	1	2	2.81	5	1	0	0	0	15.2	12	5	5	2	4	13
Dailey	6	3	1.98	66	0	0	0	13	108.2	80	26	24	9	19	72
Dotter	0	0	0.00	2	0	0	0	0	2.0	0	0	0	0	0	2
Formelles	1	1	4.76	11	0	0	0	0	22.2	24	14	12	0	13	7
Kaat	10	10	4.20	31	27	7	1	0	178.1	195	96	83	24	38	105
Kralick	1	4	4.81	15	5	0	0	0	25.2	28	16	11	2	8	13
Lasher	0	0	0.00	1	0	0	0	0	11.1	12	10	6	1	11	10
Moore	1	3	6.92	31	0	0	0	0	38.2	50	34	30	8	17	38
Pascual	21	9	2.46	31	31	18	3	0	248.1	205	76	68	21	81	202
Perry	9	9	3.74	35	25	5	1	0	168.1	167	77	70	17	57	65
Pleis	6	2	4.37	36	4	1	0	0	68.0	67	37	33	10	16	37
Rogenburk	2	4	2.16	36	2	0	0	4	50.0	47	26	12	3	22	24
Roland	4	1	2.57	10	7	2	1	0	49.0	32	17	14	4	27	34
Siebler	2	1	2.77	7	5	2	0	0	38.2	25	13	12	6	12	22
Stange	12	5	2.62	32	20	7	2	0	164.2	145	53	48	21	43	100
Stigman	15	15	3.25	33	33	15	3	0	241.0	210	90	87	32	81	193
Sullivan	0	1	5.73	10	0	0	0	1	11.0	15	7	7	1	4	2
Williams	0	0	11.25	3	0	0	0	0	4.1	8	5	5	1	6	2
TOTALS	91	70	3.28	161	58	13	18	1446.1	1322	602	527	162	458	941	

1964 TWINS STATISTICS

Batting: (4th in A.L.)

PLAYER	AVG	G	AB	R	H	TB	2B	3B	HR	RBI	BB	SO	SB	GDP
Allen	.214	74	243	28	52	80	8	1	6	20	33	30	1	5
Allison	.287	149	492	90	141	272	27	4	32	86	92	99	10	7
Arrigo	.172	41	29	3	5	6	1	0	0	3	2	7	0	0
Banks	.000	1	1	0	0	0	0	0	0	0	0	1	0	0
Batthey	.272	131	405	33	110	165	17	1	12	52	51	49	1	23
Bethea	.167	10	30	4	5	6	1	0	0	2	4	4	0	0
Bloomfield	.143	7	7	1	1	1	0	0	0	0	0	0	0	0
Boswell	.222	4	9	1	2	2	0	0	0	1	0	2	0	0
Dailey	.14	0	0	0	0	0	0	0	0	0	0	0	0	0
Dotter	.3	0	0	0	0	0	0	0	0	0	0	0	0	0
Fischer	.3	0	0	0	0	0	0	0	0	0	0	0	0	0
Fosnow	.7	0	0	0	0	0	0	0	0	0	0	0	0	0
Goryl	.140	58	114	9	16	20	0	2	0	1	10	25	1	3
Grant	.167	39	60	8	10	12	2	0	0	3	2	18	0	2
Green	.000	26	15	3	0	0	0	0	0	0	4	6	0	0
Hall	.282	149	510	61	144	245	20	3	25	75	44	112	5	10
Henry	.122	22	41	4	5	14	1	1	2	5	2	17	0	1
Kaat	.169	46	83	11	14	24	1	0	3	11	11	31	0	1
Killebrew	.270	158	577	95	156	316	11	1	49	111	93	135	0	15
Kindal	.148	62	128	8	19	24	2	0	1	6	7	44	0	2
Klippstein	.000	33	32	0	0	0	0	0	0	1	4	1	0	0
Kostro	.272	59	103	10	28	42	5	0	0	4	4	21	0	0
McCabe	.158	14	18	3	3	3	0	0	0	2	6	8	0	0
Mischer	.237	120	287	45	68	157	12	4	23	56	27	51	0	8
Nieson	.000	2	0	0	0	0	0	0	0	0	0	0	0	0
Nossek	.000	7	1	1	0	0	0	0	0	0	0	0	0	0
Oliva	.323	161	672	109	217	374	43	9	32	94	34	68	12	9
Pascual	.181	36	94	3	17	24	7	0	0	8	8	9	0	1
Perry	.154	41	13	0	2	2	0	0	0	1	0	4	0	1
Pleis	.250	47	4	2	1	1	0	0	0	1	2	0	0	0
Power	.222	19	45	6	10	12	2	0	0	1	1	3	0	0
Reese	.000	10	27	0	4	4	0	0	0	0	0	11	0	1
Roland	.148	30	27	2	4	4	0	0	0	0	0	11	0	0
Rollins	.270	148	596	87	161	242	25	10	12	68	53	80	2	12
Shiriffett	.000	10	0	0	0	0	0	0	0	0	0	2	0	0
Siebler	.000	0	0	0	0	0	0	0	0	0	0	0	0	0
Snyder	.155	26	71	3	11	16	2	0	1	9	4	11	0	4
Stange	.040	14	25	1	1	1	0	0	0	2	5	14	0	1
Stigman	.101	32	69	2	7	9	2	0	0	2	34	0	0	1
Versalles	.259	160	659	94	171	284	33	10	20	64	42	88	14	5
Ward	.226	12	31	4	7	9	2	0	0	2	6	13	0	0
Whitby	.000	4	1	0	0	0	0	0	0	0	1	0	0	0
Worthington	.063	41	16	2	1	1	0	0	0	0	2	0	0	6
Zimmerman	.200	63	120	6	24	27	3	0	0	12	10	15	0	0
TOTALS	.252	163	5610	737	1413	2395	227	46	221	707	553	1019	46	120

Pitching: (5th in A.L.)

PLAYER	W	L	ERA	G	GS	CG	SHO	SV	IP	H	R	ER	HR	BB	SO
Arrigo	7	4	3.86	41	12	2	1	1	105.1	97	48	45	11	45	96
Boswell	2	0	4.30	4	4	0	0	0	23.1	21	11	11	4	12	25
Dailey	1	2	8.40	14	0	0	0	0	15.1	23	16	14	3	18	6
Dotter	0	0	2.25	3	0	0	0	0	4.1	3	2	2	1	3	4
Fischer	0	0	0.00	0	0	0	0	0	0	0	0	0	0	0	0
Fosnow	0	1	10.64	2	0	0	0	0	10.2	13	13	13	3	8	9
Grant	11	9	2.82	26	23	10	1	1	166.0	162	73	52	21	36	75
Kaat	17	11	3.22	36	34	13	0	0	243.0	231	100	87	23	60	171
Klippstein	0	4	1.96	33	0	0	0	2	46.1	44	12	10	4	20	39
Nieson	0	0	4.50	2	0	0	0	0	2.0	1	1	1	1	1	5
Pascual	15	12	3.30	36	36	14	1	0	267.1	245	121	98	30	98	213
Perry	6	3	3.46	42	1	0	0	1	65.1	61	26	25	7	23	25
Pleis	4	1	3.88	47	0	0	0	2	50.2	43	23	22	6	31	42
Roland	2	6	4.12	30	13	1	0	2	94.1	76	48	43	12	55	63
Shiriffett	0	2	4.50	10	0	0	0	1	17.2	22	9	9	1	7	8
Siebler	0	0	4.91	13	0	0	0	0	11.0	10	6	6	1	6	10
Stange	3	6	4.73	14	11	2	0	0	78.2	78	45	42	13	19	54
Stigman	6	15	4.03	32	29	5	1	0	190.0	160	94	85	31	70	159
Whitby	0	0	9.00	4	0	0	0	0	6.1	8	6	6	3	1	2
Worthington	5	6	1.38	41	0	0	0	14	72.1	47	18	11	4	28	59
TOTALS	79	83	3.57	163	47	4	24	1478.1	1361	678	587	181	45	585	1099

YEAR TO YEAR

1965 TWINS STATISTICS

Batting: (1st in A.L.)

PLAYER	AVG	G	AB	R	H	TB	2B	3B	HR	RBI	BB	SO	SB	GDP
Allen	.231	19	39	2	9	11	2	0	0	6	6	8	0	0
Allison	.233	135	438	71	102	195	14	5	23	78	73	114	10	5
Battay	.297	131	394	36	117	161	22	2	6	60	50	23	0	7
Boswell	.316	36	38	7	12	14	0	1	0	1	1	6	0	1
Cimino	.000	0	0	0	0	0	0	0	0	0	0	0	0	0
Fosnow	.155	50	97	15	15	22	3	2	0	8	7	27	0	1
Hall	.285	148	522	81	149	242	25	4	20	86	51	79	14	8
Kaat	.247	56	93	6	23	30	4	0	1	9	5	29	2	1
Killebrew	.269	113	401	78	108	201	16	1	25	75	72	69	0	10
Kindall	.196	125	342	41	67	99	12	1	6	36	36	97	2	6
Klippstein	.000	56	8	0	0	0	0	0	0	0	1	3	0	1
Kosco	.236	23	55	3	13	20	4	0	1	6	1	15	0	0
Kostro	.105	20	31	2	5	7	2	0	0	1	4	5	0	1
Merritt	.136	16	22	1	3	3	0	0	0	3	2	14	0	0
Mincher	.251	128	346	43	87	176	17	3	22	65	49	73	1	3
Nelson	.111	28	29	0	1	2	0	0	0	0	0	5	0	0
Nessek	.218	87	170	19	37	52	9	0	2	16	7	22	2	5
Oliva	.321	149	576	107	185	283	40	5	16	98	55	64	19	8
Pascual	.200	27	60	7	12	19	1	0	2	8	2	8	0	2
Perry	.170	36	53	3	9	12	1	0	0	3	1	16	0	0
Pleis	.000	41	7	0	0	0	0	0	0	0	0	3	0	0
Quilici	.208	56	149	16	31	38	5	1	0	7	15	33	1	4
Reese	.286	14	7	0	2	3	1	0	0	2	2	2	0	0
Roggenburk	.000	12	3	1	0	0	0	0	0	0	1	1	0	0
Rollins	.249	140	469	59	117	156	22	1	5	32	37	54	4	13
Sevcik	.063	12	16	1	1	2	1	0	0	0	1	5	0	1
Siebler	.000	7	1	0	0	0	0	0	0	0	0	1	0	0
Stigman	.133	33	15	0	2	3	1	0	0	0	0	7	0	0
Uvner	.208	18	25	3	5	6	4	0	0	1	0	2	2	0
Urbander	.182	13	22	3	5	4	0	0	0	1	0	3	2	0
Valdespino	.261	108	245	38	64	79	8	2	1	22	20	28	7	3
Versalles	.273	160	666	126	182	308	45	12	19	77	41	122	27	7
Worthington	.111	62	10	1	1	1	0	0	0	2	4	4	0	0
Zimmerman	.214	83	154	8	33	39	1	1	1	11	12	23	0	6
TOTALS	.254	162	5488	774	1396	2187	257	42	150	711	554	969	92	93

Pitching: (3rd in A.L.)

PLAYER	W	L	ERA	G	GS	CG	SHO	SV	IP	H	R	ER	HR	BB	SO
Boswell	6	5	3.40	27	12	1	0	0	106.0	77	43	40	20	46	85
Cimino	0	0	0.00	1	0	0	0	0	1.0	0	0	0	0	0	0
Fosnow	3	3	4.40	29	0	0	0	1	46.2	33	29	23	7	25	35
Grant	21	7	3.30	41	39	14	6	0	270.1	252	107	99	34	61	142
Kaat	18	11	2.83	45	42	7	2	2	264.1	267	121	83	25	63	154
Klippstein	9	3	2.25	56	0	0	0	3	76.1	59	22	19	8	31	59
Merritt	5	4	3.16	16	9	1	0	2	76.2	68	29	27	11	20	61
Nelson	0	4	4.09	28	3	0	0	3	54.2	57	29	25	7	23	31
Pascual	9	3	3.35	27	27	5	1	0	156.0	126	67	58	12	63	96
Perry	7	3	2.63	36	19	4	0	0	167.2	142	57	48	18	47	86
Pleis	4	4	3.00	41	4	0	0	2	91.1	49	20	17	3	27	33
Roggenburk	1	0	3.43	12	0	0	0	0	21.0	21	10	8	3	12	8
Siebler	0	0	4.20	7	1	0	0	0	15.0	11	7	7	2	11	15
Stigman	4	2	4.37	33	8	0	0	4	70.0	59	34	34	14	33	70
Worthington	10	7	2.14	62	0	0	0	14	80.1	57	25	19	4	41	59
TOTALS	102	60	3.14	162	32	12	31	1457.1	1278	600	508	166	503	934	

1966 TWINS STATISTICS

Batting: (3rd in A.L.)

PLAYER	AVG	G	AB	R	H	TB	2B	3B	HR	RBI	BB	SO	SB	GDP
Allen	.238	101	319	34	76	111	18	1	5	30	26	40	2	10
Allison	.220	70	168	34	37	69	6	1	8	19	30	34	6	2
Battay	.255	115	364	30	93	119	12	1	4	34	43	30	4	15
Boswell	.143	32	63	4	9	10	1	0	0	3	0	18	0	0
Cimino	.000	5	6	0	0	0	0	0	0	0	1	4	0	0
Clark	1.000	5	1	0	0	1	0	0	0	1	0	0	0	0
Grant	.192	35	78	5	15	20	5	0	0	10	3	23	0	3
Hall	.239	120	356	52	85	160	7	4	20	47	33	66	1	14
Kaat	.195	47	118	12	23	33	2	1	2	13	5	41	0	1
Keller	.000	3	1	0	0	0	0	0	0	0	0	0	0	0
Killebrew	.281	162	569	89	160	306	27	1	39	110	103	98	0	12
Klippstein	.000	26	3	0	0	0	0	0	0	0	0	3	0	0
Kosco	.222	57	158	11	35	46	5	0	2	13	7	31	0	4
Merritt	.103	31	39	2	4	5	1	0	0	1	4	16	0	1
Mincher	.251	139	431	53	108	180	30	0	14	62	58	68	3	13
Mittenwald	.200	3	5	0	1	2	0	0	0	0	0	0	0	0
Nixon	.260	91	96	5	25	29	2	0	0	7	7	13	0	2
Nessek	.000	4	0	0	0	0	0	0	0	0	0	0	0	0
Oliva	.307	159	622	99	191	312	32	7	25	87	42	72	13	16
Oltum	.000	3	2	0	0	0	0	0	0	0	0	1	0	0
Pascual	.216	21	37	3	8	9	1	0	1	1	5	6	0	3
Perry	.220	33	59	5	13	20	4	0	0	7	5	18	0	0
Pleis	.000	8	0	0	0	0	0	0	0	0	0	0	0	0
Reese	.000	3	2	0	0	0	0	0	0	0	1	2	0	0
Roggenburk	.000	12	0	0	0	0	0	0	0	0	0	0	0	0
Roland	.000	1	0	0	0	0	0	0	0	0	0	0	0	0
Rollins	.245	90	269	30	66	105	7	1	10	40	13	34	0	9
Siebler	.000	23	1	0	0	0	0	0	0	0	0	3	0	0
Uvner	.260	134	465	51	121	156	19	0	2	41	44	50	16	4
Urbander	.226	105	367	39	83	105	12	2	2	22	27	33	10	4
Valdespino	.176	52	108	11	19	28	1	1	2	9	4	24	2	5
Versalles	.249	137	543	73	135	188	20	6	7	36	40	85	10	11
Worthington	.273	65	11	2	3	6	3	0	0	3	0	6	0	0
Zimmerman	.252	60	119	11	30	39	4	1	1	15	15	23	0	4
TOTALS	.249	162	5390	663	1341	2058	219	33	144	611	513	844	67	138

1966 TWINS STATISTICS

Pitching: (2nd in A.L.)

PLAYER	W	L	ERA	G	GS	CG	SHO	SV	IP	H	R	ER	HR	BB	SO
Boswell	12	5	3.14	28	21	8	1	0	169.1	120	66	59	19	65	173
Cimino	2	5	2.91	35	0	0	0	3	64.2	53	27	21	4	30	57
Grant	13	13	3.25	35	35	10	3	0	249.0	248	104	90	23	49	110
Kaat	25	13	2.74	41	41	19	3	0	304.2	271	114	93	29	55	205
Keller	0	0	5.40	2	0	0	0	0	5.1	7	4	3	1	1	1
Nijpstein	1	1	3.38	26	0	0	0	3	40.0	35	15	15	2	20	26
Merritt	7	14	3.38	3	18	5	0	0	144.0	112	54	54	17	33	124
Ollum	0	0	3.60	3	0	0	0	0	11.0	6	4	4	1	1	11
Pascual	8	6	4.89	21	19	2	0	0	103.0	113	63	56	9	30	56
Perry	11	7	2.54	33	25	8	1	0	184.0	149	61	52	17	53	122
Pleis	1	2	2.00	8	0	0	0	0	9.1	5	6	2	1	4	9
Roggenburk	1	2	6.00	12	0	0	0	1	12.1	14	8	8	4	10	3
Roland	0	0	0.00	1	0	0	0	0	2.0	0	0	0	0	0	1
Siebler	2	2	3.42	23	2	0	0	1	49.2	47	26	19	6	14	24
Worthington	6	3	2.47	65	0	0	0	11	91.1	66	26	25	6	27	93
TOTALS	89	73	3.13	162	0	52	11	22	1438.2	1246	581	501	139	392	1015

1967 TWINS STATISTICS

Batting: (4th in A.L.)

PLAYER	AVG	G	AB	R	H	TB	2B	3B	HR	RBI	BB	SO	SB	GDP
Allison	.258	153	496	73	128	233	21	6	24	75	74	114	6	5
Battery	.165	48	109	6	18	23	3	1	0	8	13	24	0	4
Bond	.313	10	16	4	5	9	1	0	1	5	3	1	0	0
Boswell	.219	44	73	12	16	23	2	1	1	3	1	26	0	2
Carew	.292	137	514	66	150	210	22	7	8	51	37	91	5	12
Chance	.033	41	92	2	3	3	0	0	0	7	58	0	0	3
Clark	.187	20	62	7	10	21	3	0	0	0	7	8	0	1
Grant	.179	17	28	6	5	8	0	0	2	11	4	9	0	3
Hardy	.375	11	8	6	3	6	0	0	0	2	1	1	0	0
Hernandez	.143	29	28	1	4	4	0	0	0	3	0	6	0	0
Izquierdo	.269	16	26	4	7	9	2	0	0	2	1	2	0	0
Kaat	.172	45	99	7	17	25	3	1	1	4	7	26	0	2
Kelly	.000	8	1	1	0	0	0	0	0	0	0	1	0	0
Killebrew	.269	163	547	105	147	305	24	1	44	113	131	111	1	16
Kline	.000	54	5	0	0	0	0	0	0	0	0	3	0	0
Kosco	.143	9	28	4	4	5	1	0	0	4	2	4	0	1
Kostr	.323	32	31	4	10	10	0	0	0	2	3	2	0	2
Merritt	.135	37	74	4	10	13	3	0	0	2	7	33	0	2
Nelson	.333	3	0	0	0	0	0	0	0	0	0	0	0	0
Nettes	.333	3	0	0	0	0	0	0	0	0	0	0	0	0
Nixon	.235	74	170	16	40	51	6	1	1	22	18	29	0	4
Oliva	.289	146	557	76	161	298	34	6	17	83	44	61	11	9
Ollum	.200	21	5	0	1	1	0	0	0	0	0	1	0	0
Perry	.190	39	42	2	8	12	1	0	1	7	0	6	0	2
Quilici	.105	23	19	2	2	3	1	0	0	0	3	4	0	1
Reese	.248	95	101	13	25	42	5	0	4	20	8	17	0	1
Roland	.000	25	3	0	0	0	0	0	0	0	0	1	0	0
Rollins	.245	109	339	31	83	116	11	2	6	39	27	58	1	10
Siebler	.000	2	0	0	0	0	0	0	0	0	0	0	0	0
Tover	.267	164	649	98	173	237	32	7	6	47	46	51	19	8
Ulinvander	.258	133	415	41	107	158	19	7	6	49	13	45	4	4
Valespino	.165	99	97	9	16	21	2	0	1	3	5	22	3	1
Versalles	.200	160	581	63	116	164	16	7	6	50	33	113	5	15
Worthington	.000	59	8	0	0	0	0	0	0	0	1	5	0	0
Zimmerman	.167	104	234	13	39	45	3	0	1	12	22	49	0	8
TOTALS	.240	164	5458	671	1309	2014	216	48	131	619	512	976	55	114

Pitching: (2nd in A.L.)

PLAYER	W	L	ERA	G	GS	CG	SHO	SV	IP	H	R	ER	HR	BB	SO
Boswell	14	12	3.27	37	32	11	3	0	222.2	162	84	81	14	107	204
Chance	20	14	2.73	41	39	18	5	1	283.2	244	109	86	17	68	220
Grant	5	6	4.74	27	14	2	0	0	95.1	121	56	50	10	17	50
Kaat	16	13	3.05	42	38	13	2	0	263.1	269	110	89	21	42	211
Kline	7	1	3.75	54	0	0	0	5	71.2	71	33	30	10	15	36
Merritt	13	7	2.53	37	28	11	4	0	227.2	196	72	64	21	30	161
Nelson	0	0	54.00	1	0	0	0	0	0.1	3	2	2	1	0	0
Ollum	0	1	5.40	21	2	0	0	0	35.0	33	24	21	4	11	17
Perry	8	7	3.02	37	11	3	2	0	130.2	123	51	44	8	50	94
Roland	0	0	3.00	2	0	0	0	0	3.5	33	12	12	3	1	16
Siebler	0	0	3.00	2	0	0	0	0	3.0	4	1	1	0	1	0
Worthington	8	9	2.84	59	0	0	0	16	92.0	77	36	29	6	38	80
TOTALS	91	71	3.14	164	0	58	18	24	1461.0	1336	590	509	115	396	1089

1968 TWINS STATISTICS

Batting: (2nd in A.L.)

PLAYER	AVG	G	AB	R	H	TB	2B	3B	HR	RBI	BB	SO	SB	GDP
Allison	.247	145	469	63	116	214	16	8	22	52	52	98	9	16
Boswell	.233	37	60	8	14	39	3	1	1	4	2	24	0	1
Chance	.273	127	461	46	126	160	27	2	1	42	26	77	12	11
Carew	.054	43	93	0	5	5	0	0	0	3	3	63	0	0
Clark	.185	104	227	14	42	52	5	1	1	13	16	44	3	2
Hall	.000	11	9	2	0	0	0	0	0	0	0	0	0	0
Hernandez	.176	83	199	13	35	44	3	0	2	17	9	52	5	3
Holt	.208	106	9	22	26	2	1	0	8	4	20	0	0	3
Kaat	.156	36	77	7	12	15	3	0	0	5	2	18	0	2
Keller	.000	8	1	0	0	0	0	0	0	0	0	1	0	0
Kelly	.114	12	35	2	4	9	2	0	1	2	3	10	0	1
Killebrew	.210	100	295	40	62	124	7	2	17	40	70	70	0	13
Kostr	.241	63	108	9	26	32	4	1	0	9	6	24	0	2
Loft	.246	39	118	7	29	33	4	0	0	9	20	24	0	5
Merritt	.141	96	71	1	10	12	2	0	0	1	5	22	0	2
Miller	.143	45	7	1	1	1	0	0	0	1	0	3	0	0
Mitterwald	.206	11	34	1	7	8	1	0	0	1	3	8	0	1

1968 TWINS STATISTICS

Batting: (2nd in A.L.)

PLAYER	AVG	G	AB	R	H	TB	2B	3B	HR	RBI	BB	SO	SB	GDP
Morris	.000	3	3	1	0	0	0	0	0	0	0	1	0	0
Nettles	.224	22	76	13	17	36	2	1	5	8	7	20	0	2
Oliva	.289	128	470	54	136	224	24	5	18	68	45	61	10	10
Perranoski	.000	66	7	0	0	0	0	0	0	0	0	3	0	0
Perry	.143	32	42	4	6	13	1	0	2	5	2	12	0	1
Quilici	.245	97	329	22	56	78	11	4	1	22	21	45	0	5
Reese	.259	126	332	40	86	117	15	2	4	28	18	36	3	6
Renick	.216	42	16	21	39	5	2	3	13	9	42	0	2	2
Roland	.000	29	8	0	0	0	0	0	0	1	1	4	0	0
Rollins	.241	93	203	14	49	72	5	0	6	30	10	34	3	6
Roseboro	.216	135	380	31	82	118	12	0	8	39	46	57	2	7
Stephen	.000	2	3	0	0	0	0	0	0	0	0	1	0	0
Tovar	.272	157	613	89	167	228	31	6	6	47	34	41	35	2
Uhllander	.283	140	488	52	138	190	21	5	7	52	28	46	16	3
Worthington	.000	54	7	0	0	0	0	0	0	0	0	5	0	0
Zimmerman	.111	24	45	3	5	6	1	0	0	2	3	10	0	0
TOTALS	.237	162	5373	562	1274	1878	207	41	105	522	445	966	98	106

Pitching: (6th in A.L.)

PLAYER	W	L	ERA	G	GS	CG	SHO	SV	IP	H	R	ER	HR	BB	SO
Boswell	10	13	3.32	34	28	7	2	0	190.0	148	79	70	19	87	143
Chance	16	16	2.53	43	39	15	6	0	292.0	224	96	82	15	63	234
Hall	2	1	2.40	8	4	0	0	0	29.2	27	15	8	1	12	18
Kaat	14	12	2.94	30	29	9	2	0	208.0	192	78	68	16	40	130
Keller	0	1	2.81	7	1	0	0	0	16.0	18	6	5	2	4	11
Merritt	12	16	3.25	38	34	11	1	1	238.1	207	102	86	21	52	181
Miller	0	3	2.75	45	0	0	0	2	72.1	65	26	22	1	24	41
Morris	0	1	1.64	3	2	0	0	0	10.2	11	5	2	0	4	6
Perranoski	8	7	3.10	66	0	0	0	5	87.0	86	36	30	5	38	65
Perry	8	6	2.27	32	18	3	2	1	139.0	113	37	35	8	26	69
Roland	4	1	3.48	28	4	1	0	0	61.2	55	33	24	3	24	36
Stephen	1	1	4.91	2	2	0	0	0	11.1	11	7	6	0	7	4
Tovar	0	0	0.00	1	0	0	0	0	1.0	0	0	0	0	0	1
Worthington	4	5	2.72	54	0	0	0	17	76.1	67	26	23	0	32	57
TOTALS	79	83	2.89	162	46	14	26	1433.1	1224	546	461	92	414	996	

1969 TWINS STATISTICS

Batting: (1st in A.L.)

PLAYER	AVG	G	AB	R	H	TB	2B	3B	HR	RBI	BB	SO	SB	GDP
Allison	.228	81	189	18	43	79	8	2	8	27	29	39	2	8
Boswell	.170	40	94	7	16	26	2	1	2	9	2	29	0	3
Brandon	.000	3	1	0	0	0	0	0	0	0	1	0	0	0
Cardenas	.280	160	578	67	162	224	24	4	10	70	66	96	5	19
Carew	.332	123	458	79	152	214	30	4	8	56	37	72	19	7
Chance	.042	20	24	1	1	1	0	0	0	1	2	19	0	1
Clark	.125	5	8	0	1	1	0	0	0	0	0	0	0	0
Crider	.444	21	3	3	4	6	2	0	0	0	0	2	0	0
Dempsey	.500	5	6	3	3	4	1	0	0	0	0	0	0	0
Dempsey	.000	38	5	1	0	0	0	0	0	0	2	3	0	0
Grenda	.186	32	43	5	8	9	1	0	0	0	4	14	0	0
Hall	.000	16	2	4	0	0	0	0	0	0	0	1	1	0
Holt	.357	12	14	3	5	8	0	0	1	2	0	4	0	0
Kaat	.207	43	87	8	18	32	8	0	2	10	4	20	0	0
Killebrew	.276	162	555	106	153	324	20	2	49	140	145	84	8	16
Kostro	.000	2	2	0	0	0	0	0	0	0	0	1	0	0
Manuel	.207	83	164	14	34	46	6	0	2	24	28	33	1	3
Miller	.000	48	31	0	0	0	0	0	0	0	1	17	0	0
Mitterwald	.257	69	187	18	48	71	8	0	5	13	17	47	0	6
Morris	.000	6	0	0	0	0	0	0	0	0	0	0	0	0
Nash	.222	6	9	0	2	2	0	0	0	0	0	2	0	0
Nettles	.222	96	225	27	50	84	9	2	7	26	32	47	1	6
Oliva	.309	153	637	97	197	316	39	4	24	101	45	66	10	10
Perranoski	.083	75	24	1	2	2	0	0	0	1	2	14	0	1
Perry	.172	47	93	8	16	21	3	1	0	7	3	24	0	5
Quilici	.174	118	144	19	25	36	3	1	2	12	12	22	2	2
Reese	.322	132	419	52	135	215	24	4	16	69	23	57	1	6
Renick	.245	71	139	21	34	52	3	0	5	17	12	32	0	4
Roseboro	.263	115	361	33	95	116	12	0	3	32	39	44	5	6
Tischinski	.191	37	47	2	9	9	0	0	0	0	2	8	0	0
Tovar	.288	158	535	99	154	222	25	5	11	52	37	45	7	7
Uhllander	.273	152	554	93	151	197	18	2	8	62	44	52	15	3
Walters	.000	6	0	0	0	0	0	0	0	0	0	0	0	0
Woodson	.074	4	27	0	3	2	0	0	0	0	2	16	0	0
Worthington	.000	46	5	0	0	0	0	0	0	0	0	4	0	0
Zepp	.000	4	1	0	0	0	0	0	0	0	0	0	0	0
TOTALS	.268	162	5677	790	1520	2319	246	32	163	733	599	906	115	114

Pitching: (3rd in A.L.)

PLAYER	W	L	ERA	G	GS	CG	SHO	SV	IP	H	R	ER	HR	BB	SO
Boswell	20	12	3.23	39	38	10	0	0	256.1	215	105	92	18	99	190
Brandon	0	0	3.00	3	0	0	0	0	3.1	5	3	1	1	3	1
Chance	5	4	2.97	20	15	1	0	0	88.1	76	39	29	6	35	50
Crider	1	0	4.66	21	1	0	0	1	28.2	31	15	15	3	15	16
Grenda	4	1	3.86	38	0	0	0	3	48.2	52	23	24	4	17	24
Hall	8	7	3.32	31	18	5	2	0	140.2	129	63	52	12	50	92
Kaat	14	13	3.50	48	32	10	0	1	242.1	252	114	94	23	75	139
Miller	5	3	3.03	43	1	0	0	0	118.1	118	42	4	3	32	57
Morris	0	1	5.40	3	1	0	0	0	5.1	5	3	1	4	4	2
Perranoski	9	10	2.10	75	0	0	0	31	119.2	85	32	28	4	52	62
Perry	20	6	2.82	46	36	12	3	0	261.2	244	87	82	18	66	153
Walters	0	0	5.14	6	0	0	0	0	6.2	6	4	4	1	3	2
Woodson	7	5	3.68	44	10	2	0	1	110.1	99	49	45	11	49	66
Worthington	4	1	4.57	46	0	0	0	3	61.0	65	31	31	7	20	51
Zepp	0	0	7.20	4	0	0	0	0	5.1	6	7	4	1	4	2
TOTALS	97	65	3.24	162	41	8	43	1497.2	1388	618	539	119	524	906	

1970 TWINS STATISTICS

Batting: (1st in A.L.)

PLAYER	AVG	G	AB	R	H	TB	2B	3B	HR	RBI	BB	SO	SB	GDP
Allison	.208	47	72	15	15	23	5	0	1	7	14	20	1	2
Alsea	.291	94	258	34	75	137	12	1	16	61	28	51	3	12
Barber	.000	19	2	0	0	0	0	0	0	0	0	0	0	0
Blyleven	.140	27	50	2	7	7	0	0	0	1	1	25	0	0
Boswell	.160	20	25	0	4	2	1	0	0	0	2	11	0	0
Brye	.182	3	31	1	7	3	1	0	0	0	2	4	0	0
Cardenas	.247	160	588	67	145	220	34	4	11	65	42	101	4	11
Carew	.386	51	191	27	70	100	12	3	4	28	11	28	4	1
Dempsey	.000	5	7	1	0	0	0	0	0	0	1	1	0	1
Hall	.182	53	44	4	8	8	0	0	0	1	0	9	0	1
Hamm	.000	10	1	0	0	0	0	0	0	0	0	0	0	0
Haydel	.667	4	3	2	2	6	1	0	1	1	0	1	0	0
Hill	.091	27	22	8	2	2	0	0	0	0	0	6	0	0
Holt	.266	142	319	37	85	109	9	3	3	40	17	32	3	9
Kaat	.197	56	76	17	15	19	1	0	1	8	6	20	0	2
Killebrew	.271	157	527	96	143	288	20	1	41	113	128	84	0	28
Manuel	.188	59	64	4	12	15	0	0	1	7	6	17	0	1
Mendoza	.188	16	16	2	3	3	0	0	0	2	0	1	0	0
Mitterwald	.222	117	369	36	82	143	12	2	15	46	34	84	3	11
Nash	.250	4	4	1	1	1	0	0	0	2	1	1	0	0
Nettles	.250	13	20	3	5	5	0	0	0	0	1	5	0	0
Oliva	.325	157	628	96	204	323	36	7	23	107	38	67	5	16
Perranoski	.042	67	24	0	1	1	0	0	0	0	0	15	0	0
Perry	.247	41	97	9	24	31	4	0	1	6	1	14	0	1
Quilici	.227	111	141	19	32	41	3	0	2	12	15	16	0	6
Ratliff	.268	69	149	19	40	66	7	2	5	22	15	51	0	1
Reese	.261	153	501	63	131	186	15	5	10	56	48	70	5	7
Renick	.229	81	179	20	41	70	8	0	7	25	22	29	0	6
Thompson	.219	96	302	25	66	75	4	0	0	22	7	39	0	6
Tant	.406	18	32	7	13	17	4	0	0	4	4	6	0	0
Tischinski	.196	24	46	6	9	12	0	0	0	1	5	6	0	1
Tovar	.300	161	650	120	195	287	36	13	10	54	52	47	30	5
Williams	.000	68	19	0	0	0	0	0	0	0	0	13	0	0
Woodson	.000	21	2	0	0	0	0	0	0	0	0	0	0	0
Zepp	.136	43	44	3	6	6	0	0	0	0	1	31	0	0
TOTALS	.262	162	5483	744	1438	2209	230	41	153	694	501	905	57	132

Pitching: (2nd in A.L.)

PLAYER	W	L	ERA	G	GS	CG	SHO	SV	IP	H	R	ER	HR	BB	SO
Barber	0	0	4.67	18	0	0	0	2	27.1	26	14	14	1	18	14
Blyleven	10	9	3.18	27	25	5	1	0	164.0	143	66	58	17	47	135
Boswell	3	7	6.39	18	15	0	0	0	68.2	80	55	49	12	44	45
Hall	11	6	2.55	52	11	1	0	4	155.1	94	46	44	11	66	184
Hamm	0	2	5.63	10	0	0	0	0	16.1	17	10	10	3	7	3
Haydel	2	0	3.00	4	0	0	0	0	9.0	7	3	3	2	4	4
Kaat	14	10	3.56	45	34	4	1	0	230.1	244	110	91	26	58	120
Perranoski	7	8	2.43	67	0	0	0	34	111.0	108	38	30	7	42	55
Perry	24	12	3.03	40	40	13	4	0	278.2	238	112	94	20	57	168
Tant	3	3	3.39	18	17	0	0	0	92.0	84	36	35	12	41	50
Williams	10	1	1.99	68	0	0	0	15	113.1	85	34	25	8	32	76
Woodson	1	2	3.77	21	0	0	0	1	30.2	29	18	13	2	19	22
Zepp	9	4	3.22	43	20	1	1	2	151.0	154	63	54	9	51	64
TOTALS	98	64	3.23	162	162	26	12	58	1448.1	1329	605	520	130	486	940

1971 TWINS STATISTICS

Batting: (2nd in A.L.)

PLAYER	AVG	G	AB	R	H	TB	2B	3B	HR	RBI	BB	SO	SB	GDP
Alsea	.177	79	158	13	28	38	4	0	2	15	24	38	1	7
Barber	.000	6	5	0	0	0	0	0	0	0	0	0	0	0
Blyleven	.132	38	91	3	12	13	1	0	0	2	1	37	0	0
Braun	.254	128	343	51	87	118	12	2	5	35	48	50	8	8
Brye	.224	28	107	10	24	34	1	0	3	11	7	15	3	4
Campisi	.000	6	0	0	0	0	0	0	0	0	0	0	0	0
Cardenas	.264	153	554	59	146	233	25	4	18	75	51	69	3	16
Carew	.307	147	577	88	177	219	16	10	2	48	45	81	6	23
Corbin	.206	52	34	3	7	7	0	0	0	2	2	17	0	0
Dempsey	.308	6	13	2	4	5	1	0	0	0	1	1	0	1
Gebhard	.000	17	0	0	0	0	0	0	0	0	0	0	0	0
Hall	.265	49	34	5	9	10	1	0	0	1	1	5	0	1
Hamm	.273	13	11	1	3	4	1	0	0	0	0	5	0	0
Haydel	.333	31	3	0	1	1	0	0	0	0	0	1	0	0
Holt	.259	126	340	35	88	108	11	3	1	29	16	28	5	11
Kaat	.161	54	93	6	15	18	3	0	0	5	2	16	2	0
Killebrew	.254	147	500	61	127	232	19	1	28	119	114	96	3	21
Luehr	.063	18	15	0	2	3	0	0	0	0	0	7	0	0
Manuel	.125	18	16	0	2	3	1	0	0	1	1	8	0	0
Mitterwald	.250	125	388	38	97	151	13	1	13	44	39	104	3	9
Nettles	.250	70	168	17	42	67	5	1	6	24	19	24	3	2
Oliva	.337	126	487	73	164	266	30	3	22	81	25	44	4	21
Perranoski	.000	36	3	0	0	0	0	0	0	0	0	1	0	0
Perry	.185	40	92	10	17	17	0	0	0	5	7	18	0	4
Powell	.161	20	31	7	5	8	0	0	1	2	3	12	0	1
Ratliff	.159	21	44	3	7	14	1	0	2	6	4	17	0	0
Reese	.219	120	329	40	72	116	8	3	10	39	20	35	7	9
Renick	.222	27	45	4	10	15	2	0	1	8	5	14	0	1
Root	.241	31	87	6	21	25	4	0	0	6	8	18	0	6
Soderholm	.156	21	64	9	10	17	4	0	0	4	10	17	0	0
Strickland	.000	24	0	0	0	0	0	0	0	0	1	3	0	0
Thomas	.267	23	30	4	8	9	1	0	0	2	4	3	0	0
Thompson	.263	48	57	10	15	17	2	0	0	7	7	12	0	5
Tischinski	.130	21	23	0	3	5	2	0	0	2	1	4	0	2
Tovar	.311	157	657	94	204	242	29	3	1	45	39	18	5	5
Williams	.000	46	10	1	0	0	0	0	0	0	1	8	0	0
TOTALS	.260	160	5414	654	1406	2013	197	31	116	618	512	846	66	158

YEAR TO YEAR

1971 TWINS STATISTICS

Pitching: (11th in A.L.)

PLAYER	W	L	ERA	G	GS	CG	SHO	SV	IP	H	R	ER	HR	BB	SO
Barber	1	0	6.00	4	2	0	0	0	11.2	8	9	8	2	13	4
Byllevén	16	15	2.82	38	38	17	5	0	278.1	267	95	87	21	59	224
Campisi	0	0	4.50	6	0	0	0	0	4.1	5	2	2	1	4	2
Corbin	8	11	4.11	52	11	2	0	3	140.1	141	74	64	19	70	83
Gehhard	1	2	3.00	17	0	0	0	0	18.0	17	6	6	0	11	13
Helt	4	7	3.32	48	11	0	0	9	129.2	104	54	48	13	58	137
Horton	2	4	6.75	13	0	0	0	0	44.0	55	33	33	7	18	16
Haydel	4	2	4.28	31	0	0	0	1	40.0	33	19	19	3	20	28
Kaat	13	14	3.32	39	38	15	4	0	260.1	275	104	96	16	47	137
Luebber	2	5	5.03	18	12	0	0	1	68.0	73	42	38	7	37	35
Perranoski	1	4	6.70	36	0	0	0	5	42.2	60	39	32	2	28	21
Perry	17	17	4.23	40	39	8	0	1	270.0	263	135	127	39	102	126
Strickland	1	0	1.45	24	0	0	0	1	31.1	20	14	5	2	18	21
Williams	4	5	1.15	46	1	0	0	4	78.0	63	44	36	7	44	47
TOTALS	74	86	3.81	160	43	9	25	1416.2	1384	670	600	139	529	895	

1972 TWINS STATISTICS

Batting: (4th in A.L.)

PLAYER	AVG	G	AB	R	H	TB	2B	3B	HR	RBI	BB	SO	SB	GDP
Adams	.333	3	6	0	2	2	0	0	0	0	0	1	0	0
Byllevén	.160	39	94	9	15	17	2	0	0	6	2	36	0	1
Borgmann	.234	56	175	11	41	54	4	0	3	14	25	25	0	4
Braun	.289	121	402	40	116	143	21	0	2	50	45	38	4	14
Brue	.241	100	253	18	61	76	9	3	0	12	17	38	3	5
Carew	.318	142	535	61	170	203	21	6	0	51	47	60	12	11
Corbin	.082	34	49	1	4	4	0	0	0	2	2	19	0	1
Darwin	.287	145	513	48	137	227	20	2	22	80	38	145	0	24
Dempsey	.200	25	40	0	6	9	1	0	0	0	6	8	0	2
Gehhard	.103	13	0	0	0	0	0	0	0	0	1	0	0	0
Goltz	.103	15	29	0	3	3	0	0	0	1	2	17	0	1
Granger	.200	63	10	0	2	3	1	0	0	0	0	5	0	0
Guth	.000	3	3	1	0	0	0	0	0	0	0	0	0	0
Helt	.444	10	27	6	12	16	1	0	1	6	0	1	0	1
Kaat	.289	24	45	3	13	22	3	0	2	4	1	16	0	0
Killebrew	.231	139	433	53	100	195	13	2	26	74	94	91	0	16
LaRoche	.091	62	11	2	1	1	0	0	0	0	3	6	0	0
Luebber	.206	2	0	0	0	0	0	0	0	0	0	0	0	0
Manuel	.205	63	122	6	25	33	5	0	1	8	4	16	0	1
Mitterwald	.184	64	163	12	30	39	4	1	1	8	9	37	0	5
Monson	.273	55	35	15	15	16	1	0	0	5	8	12	1	1
Nettles	.204	102	235	28	48	69	5	2	4	15	32	52	4	5
Oliva	.321	10	28	1	9	10	1	0	0	1	2	5	0	1
Perry	.155	35	71	3	11	12	1	0	0	1	3	14	0	0
Reese	.218	132	197	23	43	65	3	2	5	26	25	27	0	4
Renick	.172	55	93	10	16	30	2	0	4	8	15	25	0	5
Roof	.205	61	146	16	30	52	11	1	3	12	6	27	0	1
Soderholm	.188	93	287	28	54	103	10	0	13	39	19	48	3	6
Strickland	.333	25	3	0	1	1	0	0	0	2	1	2	0	0
Thompson	.276	144	573	54	158	204	22	6	4	48	34	57	3	14
Tover	.265	141	548	86	145	183	20	6	2	31	39	39	21	6
Woodson	.080	36	88	4	7	0	0	0	0	2	2	38	0	0
TOTALS	.244	154	5234	537	1277	1800	182	31	93	506	478	905	53	128

Pitching: (3rd in A.L.)

PLAYER	W	L	ERA	G	GS	CG	SHO	SV	IP	H	R	ER	HR	BB	SO
Byllevén	17	17	2.73	39	38	11	3	0	287.1	247	93	87	22	69	228
Corbin	8	9	2.61	31	19	0	0	0	161.2	135	56	47	12	53	83
Gehhard	0	1	8.57	13	0	0	0	0	21.0	38	29	20	3	13	13
Goltz	3	3	2.67	15	11	2	0	1	91.0	75	30	27	5	26	38
Granger	4	6	3.00	63	10	0	0	19	89.2	83	42	30	7	28	45
Kaat	10	2	2.07	15	15	5	0	0	113.1	94	36	26	6	20	64
LaRoche	5	7	2.84	62	0	0	0	10	95.1	72	33	30	9	39	79
Luebber	0	0	0.00	2	0	0	0	0	2.1	3	0	0	0	2	1
Norton	0	1	2.81	21	0	0	0	0	32.1	31	14	10	1	14	22
Perry	13	16	3.34	35	35	5	2	0	217.2	191	93	81	14	60	85
Strickland	3	1	2.50	25	0	0	0	3	36.0	28	16	10	7	19	30
Woodson	14	14	2.71	36	36	9	3	0	251.2	193	93	76	19	101	150
TOTALS	77	77	2.84	154	37	17	34	1999.1	1188	535	441	105	444	838	

TWINS WINNING STREAKS

GAMES

DATES

OPPOSITION

15	June 1-16, 1991	Kansas City 2, Baltimore 3, Cleveland 7, New York 3
12	September 19-October 3, 1980	Chicago 3, Texas 5, Kansas City 4
11	September 13-24, 2003	Cleveland 5, Chicago 3, Detroit 3
10	June 22-July 3, 2006	Houston 1, Chicago-NL 3, Los Angeles-NL 3, Kansas City 1
10	May 19-30, 1963	Cleveland 1, Boston 3, Chicago 3, Washington 3
10	April 21-May 1, 1985	Oakland 5, Seattle 3, Detroit 2
10	June 17-27, 2008	Washington 3, Arizona 3, San Diego 3, Milwaukee 1
9	July 2-10, 1965	Kansas City 3, Boston 4, New York 2
9	July 10-17, 1969	Kansas City 1, Seattle 4, Chicago 4
9	September 7-16, 2004	Baltimore 2, Detroit 4, Chicago 3
8	June 24-July 2, 1963	Baltimore 1, Detroit 4, Washington 3
8	June 28-July 5, 1967	Boston 1, Washington 3, New York 4
8	April 26-August 2, 1976	Chicago 4, Kansas City 2, Seattle 2
8	July 28-August 9, 1978	Texas 3, Oakland 5
8	May 22-29, 1988	Chicago 1, Milwaukee 3, Oakland 4
8	June 11-20, 2006	Texas 2, Kansas City 3, Detroit 3
8	July 14-21, 2006	Baltimore 1, Boston 3, Pittsburgh 3, Houston 1
8	July 24-August 1, 2010	Cleveland 3, Tampa Bay 4, Cleveland 1
8	June 11-21, 2011	Baltimore 2, Kansas City 3, Seattle 3
8	June 11-21, 2011	Texas 2, Chicago 2, San Diego 3, San Francisco 1
7	8x. last June 9-15, 1994	Chicago 4, Boston 3

1973 TWINS STATISTICS

Batting: (1st in Majors)

PLAYER	AVG	G	AB	R	H	TB	2B	3B	HR	RBI	BB	SO	SB	GDP
Adams	.212	55	66	21	14	25	2	0	3	6	17	18	2	2
Bergmann	.265	12	34	7	9	11	2	0	0	9	6	10	0	0
Braun	.283	115	361	46	102	158	28	5	6	42	74	48	4	9
Brye	.263	92	278	39	73	110	9	5	6	33	35	43	3	4
Carew	.350	149	580	98	203	273	30	11	6	62	62	55	41	16
Darwin	.252	145	560	69	141	219	20	2	18	90	46	137	5	22
Hiele	.272	143	545	88	146	230	25	6	16	64	64	128	11	13
Holt	.297	132	441	92	131	195	25	3	11	58	29	43	0	12
Kaat		2	0	1	0	0	0	0	0	0	0	0	0	0
Killebrew	.242	69	248	29	60	86	9	1	5	32	41	59	0	10
Kusick	.250	15	48	4	12	14	2	0	0	4	7	9	0	0
Lis	.245	103	253	37	62	102	11	1	9	25	28	66	0	13
Mitterwald	.259	125	432	50	112	175	15	0	16	64	39	111	3	10
Monzon	.224	39	76	10	17	20	1	1	0	4	11	9	1	0
Oliva	.291	146	571	63	166	234	20	0	16	92	45	44	2	13
Reese	.174	22	73	7	4	10	1	1	1	3	6	6	0	0
Roof	.197	47	117	10	23	32	4	1	1	15	13	27	0	4
Soderholm	.297	35	111	22	33	47	7	2	1	9	9	21	16	1
Terrell	.265	124	438	45	116	138	15	2	1	32	21	56	13	4
Thompson	.225	99	347	29	78	133	13	2	1	36	16	34	1	11
Walton	.177	37	96	13	17	32	1	1	4	8	17	28	0	3
TOTALS	.270	162	5625	738	1521	2209	240	44	120	688	598	954	87	150

Pitching: (6th in A.L.)

PLAYER	W	L	ERA	G	GS	CG	SHO	SV	IP	H	R	ER	HR	BB	SO
Albury	1	0	2.74	14	0	0	0	0	23.1	13	7	7	1	1	19
Bane	0	5	4.95	23	6	0	0	2	60.1	62	40	33	5	30	42
Bylevien	20	17	2.52	40	40	25	9	0	325.0	296	109	91	16	67	288
Campbell	3	3	3.11	28	2	0	0	7	51.2	44	20	18	5	20	42
Corbin	8	5	3.04	51	7	1	0	14	148.1	124	58	50	7	60	83
Decker	10	10	4.19	29	24	6	3	0	170.1	167	87	79	12	88	109
Fife	3	2	4.33	10	7	1	0	0	51.2	54	26	25	2	29	18
Goltz	6	4	5.27	32	10	1	0	1	106.1	138	68	62	11	32	65
Hands	7	10	3.49	39	15	3	1	2	142.0	138	69	55	14	41	78
Kaat	11	12	4.40	29	28	7	2	0	181.2	206	101	89	26	39	93
Sanders	2	4	6.13	27	0	0	0	0	8	44.1	53	31	30	4	21
Strickland	0	1	12.60	1	0	0	0	0	5.1	11	8	7	0	5	6
Woodson	10	8	3.96	23	23	4	2	0	141.1	137	68	62	12	68	53
TOTALS	81	81	3.77	162	162	48	18	34	1451.2	1443	692	608	115	519	879

1974 TWINS STATISTICS

Batting: (2nd in A.L.)

PLAYER	AVG	G	AB	R	H	TB	2B	3B	HR	RBI	BB	SO	SB	GDP
Bergmann	.252	128	345	33	87	106	8	1	3	45	39	44	2	9
Bourque	.219	23	64	5	14	19	2	0	1	8	7	11	0	2
Braun	.280	129	453	53	127	165	12	1	8	40	56	51	4	6
Brye	.283	135	488	52	138	178	32	1	2	41	22	59	1	12
Burgmeier		1	0	0	0	0	0	0	0	0	0	0	0	0
Carew	.364	153	599	86	218	267	30	5	3	55	74	49	38	17
Darwin	.264	152	575	67	152	234	13	7	25	94	37	127	1	12
Ferrer	.281	24	57	12	16	20	0	0	2	0	8	6	3	0
Gomez	.208	82	168	18	35	56	0	0	0	0	3	12	16	2
Hiele	.286	143	510	68	146	237	20	7	19	79	48	112	12	14
Holt	.254	79	197	24	50	61	11	0	0	16	14	16	0	6
Hundlev	.193	32	88	2	17	19	2	0	0	3	4	12	0	4
Killebrew	.222	122	333	28	74	120	7	0	13	54	45	61	0	12
Kusick	.239	76	201	36	48	81	7	1	8	26	35	36	0	5
Lis	.195	24	41	5	8	8	0	0	0	3	5	12	0	2
Oliva	.285	127	459	43	131	190	16	2	13	57	27	31	0	14
Roof	.196	44	97	10	19	26	1	0	2	13	6	24	0	7
Soderholm	.276	141	464	63	128	182	18	3	10	51	48	68	7	14
Terrell	.245	116	229	43	56	72	4	6	0	19	11	27	3	6
Thompson	.250	97	264	25	66	86	6	1	4	25	22	29	1	15
TOTALS	.272	163	5632	673	1530	2127	190	37	111	632	520	791	74	158

Pitching: (6th in A.L.)

PLAYER	W	L	ERA	G	GS	CG	SHO	SV	IP	H	R	ER	HR	BB	SO
Albury	8	9	4.12	32	22	4	1	0	164.0	159	83	75	19	80	85
Bylevien	17	17	2.66	37	37	19	3	0	281.0	244	99	83	14	77	249
Burgmeier	5	3	4.09	36	12	2	0	4	91.2	92	46	46	7	26	34
Butler	4	6	4.09	26	12	2	0	0	82	91	47	45	9	56	79
Campbell	8	7	2.63	63	0	0	0	19	120.1	109	37	35	4	55	89
Corbin	7	6	5.30	29	15	1	0	0	112.1	133	78	66	8	40	50
Decker	16	14	3.29	37	37	11	1	0	248.2	234	105	91	24	97	158
Fife	0	0	16.20	4	0	0	0	0	4.2	10	11	9	0	4	3
Goltz	10	10	3.26	28	24	5	1	1	174.1	192	81	63	14	45	89
Hands	4	5	4.46	35	10	0	0	3	115.1	130	57	57	9	25	74
Hughes	0	2	5.40	2	2	1	0	0	10.1	8	8	6	2	4	8
Johnson	2	0	0.00	4	0	0	0	1	7.0	4	1	0	0	0	4
Woodson	1	1	4.33	5	4	0	0	0	27.0	30	16	13	5	4	12
TOTALS	82	80	3.64	163	163	43	11	29	1455.1	1436	669	589	115	513	934

DID YOU Know?

...that Kirby Puckett became the ninth player in major league history to go 4-for-4 in his first big league nine-inning game on May 8, 1984 at California.

YEAR TO YEAR

1975 TWINS STATISTICS

Batting: (2nd in A.L.)

PLAYER	AVG	G	AB	R	H	TB	2B	3B	HR	RBI	BB	SO	SB	GDP
Albury	.000	1	1	0	0	0	0	0	0	0	0	1	0	0
Bergmann	.207	125	352	34	73	98	15	2	2	33	47	59	0	10
Bostock	.282	98	369	52	104	135	21	5	0	29	28	42	2	7
Braun	.302	136	453	70	137	194	18	3	11	45	66	55	0	8
Briggs	.231	87	264	44	61	95	9	2	7	39	60	41	6	1
Brye	.252	86	246	41	62	104	13	1	9	34	21	37	2	6
Burgmeier	.000	1	0	0	0	0	0	0	0	0	0	0	0	0
Campbell	.000	1	0	0	0	0	0	0	0	0	0	0	0	0
Carew	.359	143	535	89	192	266	24	4	14	80	64	40	35	10
Darwin	.219	48	169	26	37	58	6	0	5	18	18	44	2	8
Ferrer	.247	32	81	14	20	25	3	1	0	2	3	11	3	0
Ford	.280	130	440	72	123	191	21	1	15	59	30	79	6	10
Gomez	.139	89	72	7	10	10	0	0	0	5	4	12	0	1
Hisle	.314	80	255	37	80	126	9	2	11	51	27	39	17	5
Kelly	.181	49	127	11	23	31	5	0	1	11	15	22	0	3
Kusick	.237	57	156	14	37	63	8	0	6	27	21	23	0	3
Lundstedt	.107	18	28	2	3	3	0	0	0	1	4	5	0	1
McKay	.256	33	125	8	32	44	4	1	2	16	6	14	1	4
Oliva	.270	191	455	46	123	172	10	0	13	58	41	45	0	10
Pearson	.135	14	37	0	5	8	1	0	0	1	5	7	0	2
Roff	.302	63	126	18	38	61	2	0	7	21	9	28	0	2
Soderholm	.286	117	419	62	120	174	17	2	11	58	53	66	3	14
Terrell	.286	108	385	48	110	133	16	2	1	36	19	27	4	12
Thompson	.270	112	355	25	96	126	11	2	5	37	18	30	0	7
Walton	.175	42	63	4	11	16	2	0	1	8	4	18	0	3
TOTALS	.271	159	5514	724	1497	2131	215	28	121	669	563	746	81	127

Pitching: (10th in A.L.)

PLAYER	W	L	ERA	G	GS	CG	SHO	SV	IP	H	R	ER	HR	BB	SO
Albury	6	7	4.53	32	15	2	0	1	135.0	115	82	68	16	97	72
Bane	3	1	2.89	4	4	0	0	0	28.1	28	11	9	2	15	14
Bylleven	15	10	3.00	35	35	20	3	0	275.2	219	104	92	24	84	233
Burgmeier	5	8	3.08	46	0	0	0	11	75.2	76	32	26	7	23	41
Butler	5	4	5.93	23	8	1	0	0	81.2	100	61	54	12	35	55
Campbell	4	6	3.79	47	7	2	1	5	121.0	119	58	51	13	46	76
Cerbin	5	7	5.10	18	11	3	0	0	89.2	105	59	51	13	38	49
Decker	1	3	8.65	10	7	1	0	0	26.1	25	25	25	2	36	8
Goltz	14	14	3.67	32	15	1	0	0	243.0	235	112	99	18	72	128
Hughes	16	14	3.82	37	34	12	2	0	249.2	241	119	106	17	127	130
Johnson	1	2	4.15	18	0	0	0	3	38.2	40	23	18	4	21	17
Pazik	0	4	8.10	5	3	0	0	0	19.2	28	20	18	5	10	8
Wiley	1	3	6.00	15	3	1	0	2	38.2	50	30	26	4	13	15
TOTALS	76	83	4.05	159	57	7	22	1423.0	1381	736	640	137	617	846	

1976 TWINS STATISTICS

Batting: (1st in A.L.)

PLAYER	AVG	G	AB	R	H	TB	2B	3B	HR	RBI	BB	SO	SB	GDP
Bane	1	0	0	0	0	0	0	0	0	0	0	0	0	0
Bergmann	.246	24	65	10	16	22	2	0	1	6	19	7	1	2
Bostock	.323	128	474	75	153	204	21	9	4	60	33	37	12	15
Braun	.288	122	417	73	120	147	12	3	3	61	67	43	12	5
Brye	.264	87	258	33	68	85	11	0	2	23	13	31	3	7
Carew	.331	156	605	97	200	280	29	12	9	90	67	52	49	12
Cubbage	.260	104	342	40	89	127	19	5	3	49	42	37	1	10
Ford	.267	145	514	87	137	235	24	7	20	86	36	118	17	12
Goltz	1	0	0	0	0	0	0	0	0	0	0	0	0	0
Gomez	.193	38	57	5	11	12	1	0	0	3	3	3	1	3
Hisle	.272	155	581	81	158	229	19	5	14	96	56	93	31	11
Kusick	.259	109	266	33	69	115	13	0	11	36	35	44	5	3
McKay	.203	45	138	8	28	30	2	0	0	8	9	27	1	6
Oliva	.211	67	123	3	26	32	3	0	1	16	2	13	0	2
Randall	.267	153	475	55	127	156	18	4	1	34	28	38	3	6
Roff	.217	18	46	1	10	13	3	0	0	4	2	6	0	0
Smalley	.271	103	384	46	104	132	16	3	2	36	47	79	0	7
Terrell	.246	89	171	29	42	47	3	1	0	8	9	15	1	4
Thompson	.234	34	124	9	29	33	4	0	0	6	3	8	1	1
Wynegar	.260	149	534	58	139	194	21	2	10	69	79	63	0	14
TOTALS	.274	162	5574	743	1526	2093	222	51	81	691	550	714	146	121

Pitching: (10th in A.L.)

PLAYER	W	L	ERA	G	GS	CG	SHO	SV	IP	H	R	ER	HR	BB	SO
Albury	3	1	3.60	23	0	0	0	0	50.1	51	22	20	0	24	23
Bane	4	7	5.13	14	15	1	0	0	79.1	92	52	45	6	39	24
Bylleven	4	5	3.13	12	12	4	0	0	95.1	101	39	33	3	35	75
Burgmeier	8	1	2.50	57	0	0	0	1	115.1	95	36	32	11	29	45
Campbell	17	5	3.00	78	0	0	0	20	167.2	145	63	56	9	62	115
Decker	2	7	5.28	13	12	0	0	0	58.0	60	37	34	3	51	35
Goltz	14	14	3.36	36	35	13	4	0	249.1	239	113	93	14	91	133
Hughes	9	14	4.98	37	26	3	0	0	177.0	190	113	98	17	73	87
Johnson	3	1	2.63	18	1	0	0	0	48.1	44	14	14	2	8	37
Luebber	4	5	4.01	38	12	2	1	2	119.1	109	57	53	9	62	45
Pazik	0	0	7.00	23	0	0	0	0	8.0	13	9	7	0	4	6
Riedern	8	8	3.51	23	23	0	0	0	118.0	105	61	46	6	63	74
Singer	9	9	3.77	26	26	5	3	0	172.0	177	88	72	9	69	63
TOTALS	85	77	3.69	162	29	11	23	1459.0	1421	704	599	89	619	762	

1977 TWINS STATISTICS

Batting: (1st in Majors)

PLAYER	AVG	G	AB	R	H	TB	2B	3B	HR	RBI	BB	SO	SB	GDP
Adams	.338	95	269	32	91	126	17	0	6	49	18	30	0	5
Bass	.105	9	19	0	2	2	0	0	0	0	0	5	0	0
Borgmann	.256	17	43	12	11	18	1	0	2	7	11	9	0	1
Bostock	.336	153	593	104	199	301	36	12	14	90	51	59	16	16
Bulling	.156	15	32	2	5	6	0	0	0	5	5	5	0	1
Carew	.388	165	616	128	239	351	38	16	14	100	69	55	23	6
Chiles	.264	108	261	31	89	95	16	1	3	36	23	17	0	5
Cubbage	.264	129	417	60	110	163	16	5	3	55	37	49	1	4
Ford	.267	144	453	66	121	193	25	7	11	60	41	79	6	12
Goltz	.2	0	0	0	0	0	0	0	0	0	0	0	0	0
Gomez	.246	32	65	6	16	24	4	2	0	11	4	9	0	0
Gorinski	.195	54	118	14	23	38	4	1	3	22	5	29	1	1
Hisle	.302	141	546	95	165	291	36	3	28	119	56	106	21	11
Kusick	.254	115	268	34	68	116	12	0	12	45	49	60	3	14
Norwood	.229	39	83	15	19	31	3	0	3	9	6	17	6	1
Perlozzo	.292	10	24	6	7	11	0	2	0	0	2	3	0	0
Randall	.239	103	306	36	73	90	13	2	0	22	15	25	5	2
Smallley	.231	150	584	93	135	184	21	5	6	56	74	89	5	12
Tennell	.224	93	214	32	48	57	6	0	1	20	11	21	10	11
Wilfong	.246	73	171	22	42	48	1	1	1	13	17	26	10	1
Wolfe	.240	8	25	3	6	7	1	0	0	6	1	0	0	0
Wynegar	.261	144	532	76	139	197	22	3	10	79	68	61	2	11
TOTALS	.282	161	5639	867	1568	2350	273	60	123	804	563	754	105	115

Pitching: (12th in A.L.)

PLAYER	W	L	ERA	G	GS	CG	SHO	SV	IP	H	R	ER	HR	BB	SO
Burgmeier	6	4	5.10	61	0	0	0	7	97.1	113	56	55	15	33	35
Butler	0	1	6.86	6	4	0	0	0	21.0	19	17	16	5	15	5
Carrithers	0	1	7.07	7	0	0	0	0	14.1	16	13	11	2	6	3
Goltz	20	11	3.36	39	39	19	2	0	303.0	284	129	113	23	91	186
Holly	2	3	6.94	18	5	0	0	0	48.1	57	37	37	8	12	32
Hughes	0	0	2.25	2	0	0	0	0	4.1	4	1	1	0	1	1
Johnson, D	2	5	4.56	30	6	0	0	0	72.2	86	42	37	7	23	33
Johnson, T	16	7	3.12	71	0	0	0	15	146.2	152	57	51	11	47	87
Pazik	1	0	2.50	3	3	0	0	0	18.0	18	5	5	1	6	6
Redfern	6	9	5.19	30	28	1	0	0	137.1	164	89	79	13	66	73
Schueler	8	7	4.40	52	7	0	0	3	134.2	131	74	66	16	61	77
Serum	0	0	4.30	8	0	0	0	0	22.2	22	11	11	4	4	10
Shellenback	0	0	7.94	5	0	0	0	0	5.2	10	7	5	5	5	3
Thormodsgard	11	15	4.62	37	37	8	1	0	218.0	236	122	112	25	65	94
Zahn	12	14	4.68	34	32	7	1	0	198.0	234	116	103	20	66	88
TOTALS	84	77	4.36	161	35	4	25	1442.0	1546	776	698	151	507	737	

1978 TWINS STATISTICS

Batting: (6th in A.L.)

PLAYER	AVG	G	AB	R	H	TB	2B	3B	HR	RBI	BB	SO	SB	GDP
Adams	.258	116	310	27	80	121	18	1	7	35	17	32	0	10
Borgmann	.211	49	123	16	26	41	4	1	3	15	18	17	0	0
Carew	.333	152	564	85	188	249	26	10	5	70	78	62	27	18
Chiles	.268	87	198	22	53	68	12	0	1	22	20	44	1	9
Cubbage	.282	125	394	40	111	158	12	7	7	57	40	44	3	0
Edwards	.250	15	44	7	11	17	3	0	1	3	7	13	0	0
Ford	.274	151	592	78	162	251	36	10	11	82	48	88	7	15
Kusick	.173	77	191	23	33	52	3	2	4	20	37	38	3	8
Morales	.314	101	242	22	76	97	13	1	2	38	20	35	0	10
Norwood	.255	125	428	56	109	161	22	3	8	46	28	64	25	15
Powell	.247	121	381	55	94	127	20	2	3	31	45	31	11	5
Randall	.270	119	330	36	89	106	11	3	0	21	24	22	5	7
Rivera	.271	101	251	35	68	89	8	2	3	23	35	47	5	3
Smallley	.273	168	586	80	160	254	31	3	19	77	85	70	2	16
Wilfong	.266	92	199	23	53	64	8	0	1	11	19	27	8	1
Wolfe	.234	88	235	25	55	76	10	1	3	25	36	27	0	8
Wynegar	.229	135	454	36	104	140	22	1	4	45	47	42	1	7
TOTALS	.267	162	5522	666	1472	2071	258	47	82	621	604	684	99	139

Pitching: (10th in A.L.)

PLAYER	W	L	ERA	G	GS	CG	SHO	SV	IP	H	R	ER	HR	BB	SO
Ericson	14	13	3.96	37	37	14	0	0	265.2	268	129	117	19	79	121
Goltz	15	10	2.49	29	29	13	2	0	220.1	209	72	61	12	67	116
Harrison	0	1	3.60	15	0	0	0	0	12.0	18	10	10	0	11	7
Holly	4	6	4.50	19	15	1	1	0	92.1	89	53	46	9	48	54
Jackson	1	4	6.40	19	1	0	0	0	92.1	89	53	46	9	48	54
Johnson, D	0	2	7.50	6	1	0	0	0	12.0	15	11	10	1	9	7
Johnson, T	1	4	5.45	18	0	0	0	3	32.2	42	22	20	2	17	21
Marshall	10	12	2.45	54	0	0	0	21	99.0	80	31	27	3	37	56
Perzanowski	2	7	5.21	13	7	1	0	1	56.2	59	37	33	1	26	31
Redfern	0	2	6.30	3	2	0	0	0	9.2	10	12	7	2	6	4
Scarce	1	1	3.94	17	0	0	0	0	32.0	35	19	14	5	15	17
Serum	9	9	4.11	34	23	6	1	1	184.1	188	88	84	14	44	80
Sutton	0	0	3.48	17	0	0	0	0	44.1	46	19	17	3	15	18
Thayer	1	1	3.80	20	1	0	0	0	45.0	40	19	19	5	30	30
Thormodsgard	6	6	5.05	32	12	1	0	0	136.0	81	40	37	7	17	23
Zahn	14	14	3.04	35	35	12	1	0	252.1	260	101	85	18	81	106
TOTALS	73	89	3.69	162	162	48	9	26	1459.2	1468	678	599	102	520	703

YEAR TO YEAR

1979 TWINS STATISTICS

Batting: (5th in A.L.)

PLAYER	AVG	G	AB	R	H	TB	2B	3B	HR	RBI	BB	SO	SB	GDP
Adams	.301	119	326	34	98	137	13	1	8	50	25	27	2	3
Bergmann	.200	31	70	4	14	17	3	0	0	8	12	11	1	3
Castino	.285	148	393	49	112	156	13	8	5	52	27	72	5	9
Cubbage	.276	94	243	26	67	85	10	1	2	23	39	26	1	2
Edwards	.249	96	229	42	57	89	8	0	8	35	24	45	6	5
Goodwin	.289	58	159	22	46	79	8	5	5	27	11	23	0	5
Graham	.000	1	4	0	0	0	0	0	0	0	0	0	0	0
Jackson, D	.000	1	4	0	0	0	0	0	0	0	0	0	0	0
Jackson, R	.271	159	583	85	158	250	40	5	14	68	51	59	3	14
Kusick	.241	24	54	8	13	26	4	0	3	6	3	11	0	1
Landreaux	.305	151	564	81	172	254	27	5	15	83	37	57	10	13
Morales	.267	92	191	21	51	64	5	1	2	27	14	27	0	10
Norwood	.248	96	270	32	67	104	13	3	6	30	20	51	9	8
Powell	.293	104	338	49	99	128	17	3	2	36	33	25	5	9
Randall	.246	80	199	25	49	56	7	0	0	14	15	17	2	2
Redfern	.000	1	0	0	0	0	0	0	0	0	0	0	0	0
Rivera	.281	112	263	37	74	103	13	5	2	31	17	40	5	6
Smallley	.271	162	621	94	168	274	28	3	24	95	80	80	2	7
Sofield	.301	95	93	8	28	33	5	0	0	12	12	2	2	0
Vega	.000	4	7	0	0	10	0	0	0	0	0	0	0	0
Ward	.286	10	14	2	4	4	0	0	0	1	3	3	0	0
Wilfong	.313	140	419	71	131	192	22	6	9	59	29	54	11	2
Wynegar	.270	149	504	74	136	177	20	0	7	57	74	36	2	13
TOTALS	.278	162	5544	764	1544	2228	256	46	112	714	526	693	66	116

Pitching: (7th in A.L.)

PLAYER	W	L	ERA	G	GS	CG	SHO	SV	IP	H	R	ER	HR	BB	SO
Baccis	4	2	4.36	31	0	0	0	0	65.2	61	39	32	6	29	33
Brett	0	0	4.85	9	0	0	0	0	12.2	16	7	7	1	6	3
Erickson	3	10	5.63	24	21	0	0	0	123.0	154	86	77	17	48	47
Felton	0	0	0.00	1	0	0	0	0	2.0	0	0	0	0	0	1
Goltz	14	13	4.16	36	35	12	1	0	250.2	282	124	116	22	69	132
Hartzell	6	10	5.36	28	26	4	0	0	163.0	193	102	97	18	44	44
Holly	0	0	7.50	6	0	0	0	0	6.1	10	7	5	0	3	4
Jackson, D	4	4	4.30	24	8	1	0	0	69.1	89	36	33	5	26	43
Kossman	20	13	3.38	37	36	10	2	0	263.2	268	108	99	19	83	157
Landreaux	10	16	6.24	90	6	0	0	0	32	142	130	47	8	48	81
Redfern	1	3	5.50	40	6	0	0	0	108.1	106	45	42	4	35	85
Serum	1	3	6.61	20	5	0	0	0	64.0	93	47	47	10	20	31
Stanfield	0	0	6.00	3	0	0	0	0	3.0	2	2	2	0	0	0
Thordmordsgard	0	0	9.00	1	0	0	0	0	1.0	3	1	1	1	0	1
Zahn	13	7	3.57	26	24	4	0	0	169.0	181	74	67	13	41	58
TOTALS	82	80	4.13	162	31	6	33	1444.1	1590	725	663	128	452	721	

1980 TWINS STATISTICS

Batting: (9th in A.L.)

PLAYER	AVG	G	AB	R	H	TB	2B	3B	HR	RBI	BB	SO	SB	GDP
Adams	.286	99	262	32	75	108	11	2	6	38	15	26	2	11
Butera	.271	34	85	4	23	24	1	0	0	2	3	6	0	4
Castino	.302	150	546	67	165	235	17	7	13	64	29	67	7	15
Cubbage	.246	103	285	29	70	103	9	0	8	42	23	37	0	4
Edwards	.250	81	200	26	50	67	9	0	2	20	12	51	2	6
Erickson	.000	1	0	0	0	0	0	0	0	0	0	0	0	0
Faedo	.250	5	8	1	2	3	1	0	0	0	0	0	0	0
Goodwin	.200	55	115	12	23	31	5	0	1	11	17	32	0	4
Jackson, D	.000	1	0	0	0	0	0	0	0	0	0	0	0	0
Jackson, R	.265	131	396	48	105	155	29	3	5	42	28	41	1	15
Johnston	.185	14	27	3	5	8	3	0	0	1	2	4	0	3
Landreaux	.281	129	484	56	136	202	23	11	7	62	39	42	8	13
Mackanin	.266	108	319	31	85	115	18	0	4	35	14	33	6	7
Morales	.303	97	241	36	73	118	17	2	8	36	22	19	0	11
Norwood	.164	34	73	6	12	17	2	0	1	8	3	13	1	3
Powell	.262	137	485	58	127	172	17	5	6	35	32	46	14	14
Randall	.200	5	15	2	3	4	1	0	0	0	1	0	0	1
Rivera	.221	44	113	13	25	41	7	0	3	10	4	20	0	4
Smallley	.278	133	486	64	135	197	24	1	12	63	65	63	3	15
Sofield	.247	131	417	52	103	156	18	4	9	49	24	92	4	3
Vega	.167	12	30	3	5	5	0	0	0	4	3	7	1	1
Ward	.463	13	41	11	19	32	6	2	1	10	3	6	0	0
Wilfong	.248	131	416	55	103	153	16	5	8	45	34	61	10	8
Wynegar	.255	146	486	61	124	163	18	3	5	57	63	36	3	9
TOTALS	.265	161	5530	670	1468	2109	252	46	99	634	436	702	62	151

Pitching: (7th in A.L.)

PLAYER	W	L	ERA	G	GS	CG	SHO	SV	IP	H	R	ER	HR	BB	SO
Arroyo	6	6	4.70	21	11	1	1	0	92.1	97	55	48	7	32	27
Baccis	0	0	4.30	10	0	0	0	0	23.0	26	12	11	1	11	9
Corbett	8	6	1.99	78	0	0	0	23	136.1	102	31	30	7	42	89
Erickson	7	13	3.25	32	27	7	0	0	191.1	198	83	69	13	56	97
Felton	0	3	7.00	5	4	0	0	0	17.2	20	18	14	2	9	14
Jackson, D	9	9	3.87	32	25	1	0	0	172.0	161	81	74	15	69	90
Ninonen	0	13	5.04	21	0	0	0	0	24.2	29	18	14	1	9	8
Kossman	16	13	4.04	38	34	8	0	0	213.1	252	119	109	24	69	149
Marshall	1	3	6.19	1	0	0	0	1	32.1	42	23	22	2	12	13
Redfern	7	7	4.54	32	16	2	0	2	104.2	117	58	53	11	33	73
Verhoeven	3	4	3.96	44	0	0	0	0	99.2	109	53	44	10	29	42
Veselic	0	0	4.50	1	0	0	0	0	4.0	3	2	2	1	1	2
Williams	6	2	3.51	18	9	3	0	1	77.0	73	33	30	9	30	35
Zahn	14	18	4.40	38	35	13	5	0	232.2	273	138	114	17	66	96
TOTALS	77	84	3.93	161	35	9	30	1451.0	1502	724	634	120	468	744	

1981 TWINS STATISTICS

Batting: (13th in A.L.)

PLAYER	AVG	G	AB	R	H	TB	2B	3B	HR	RBI	BB	SO	SB	GDP
Adams	.209	72	220	13	46	62	10	0	2	24	20	26	0	10
Baker	.182	40	66	6	12	18	0	3	0	6	1	8	0	3
Butera	.240	62	167	13	40	49	7	1	0	18	22	14	0	8
Castino	.268	101	381	41	102	151	13	9	6	36	18	52	4	3
Corcoran	.176	22	51	4	9	12	3	0	0	4	6	7	0	3
Engle	.268	82	248	29	64	101	14	4	5	32	13	37	0	9
Faeo	.195	12	31	2	3	4	1	0	0	2	2	1	0	0
Funderburk	.205	8	21	2	3	4	1	0	0	2	2	1	0	0
Gaetti	.192	9	26	4	5	11	0	0	2	3	0	6	0	1
Goodwin	.225	59	151	18	34	48	6	1	2	17	16	32	3	3
Hatcher	.255	99	377	36	96	132	23	2	3	37	15	29	3	10
Hrbek	.239	24	67	5	16	24	5	0	1	7	5	9	0	0
Jackson, R.	.263	54	175	17	46	67	9	0	4	28	10	15	2	3
Johnston	.125	7	16	2	2	2	0	0	0	0	2	5	0	0
Laudner	.163	14	43	4	7	15	2	0	2	5	3	17	0	0
Mackamin	.231	77	225	21	52	73	7	1	4	18	7	40	1	4
Powell	.239	80	264	30	63	86	7	11	3	25	17	31	7	6
Smalley	.263	56	167	24	44	74	7	1	7	22	31	24	0	8
Smith	.200	15	40	4	8	12	2	0	1	1	5	3	0	0
Sofield	.176	41	102	9	18	20	2	0	0	5	8	22	3	5
Ward	.264	85	295	42	78	106	7	6	3	29	28	48	5	10
Washington	.226	28	84	8	19	24	3	1	0	5	4	14	4	1
Wilfong	.246	93	305	32	75	101	11	3	3	19	29	43	2	1
Wynegar	.247	47	150	11	37	42	5	0	0	10	17	9	0	7
TOTALS	.240	110	3676	378	884	1244	147	36	47	358	275	497	34	95

Pitching: (13th in A.L.)

PLAYER	W	L	ERA	G	GS	CG	SHO	SV	IP	H	R	ER	HR	BB	SO
Arroyo	7	10	3.94	23	19	2	0	0	128.1	144	66	56	11	34	39
Cooper	1	5	4.27	27	2	0	0	0	58.2	61	33	28	9	32	33
Corbett	2	6	2.56	54	0	0	0	17	87.2	80	29	25	5	34	60
Erickson	3	8	3.86	14	14	1	0	0	91.1	93	48	39	7	31	44
Felton	0	0	54.00	1	0	0	0	0	1.1	4	6	6	1	2	1
Havens	3	6	3.58	14	12	1	1	0	78.0	76	33	31	6	24	43
Hobbs	0	0	3.00	4	0	0	0	0	5.2	5	2	2	0	6	1
Jackson, D.	3	3	4.36	14	5	0	0	0	32.2	35	16	16	1	19	26
Kossman	3	9	4.21	28	1	0	0	0	94.3	98	49	44	4	34	55
O'Connor	3	2	2.51	28	0	0	0	0	35.1	46	27	23	4	3	16
Redfern	9	8	4.06	24	23	3	0	0	141.2	140	70	64	12	52	77
Verhoeven	0	0	3.98	25	0	0	0	0	52.0	57	27	23	4	14	16
Veselic	1	1	3.13	5	0	0	0	0	22.2	22	8	8	1	12	13
Williams	6	10	4.08	23	22	4	0	0	150.0	160	72	68	11	52	76
TOTALS	41	68	3.98	110	13	6	22	979.2	1021	486	433	79	376	500	

1982 TWINS STATISTICS

Batting: (10th in A.L.)

PLAYER	AVG	G	AB	R	H	TB	2B	3B	HR	RBI	BB	SO	SB	GDP
Brunansky	.272	127	463	77	126	218	30	1	20	46	71	101	1	12
Bush	.244	55	119	13	29	49	6	1	4	13	8	28	0	1
Butera	.254	54	126	19	32	34	2	0	0	8	17	12	0	6
Castino	.241	117	410	48	99	141	12	6	6	37	36	51	2	11
Eisenreich	.303	134	98	10	30	42	6	2	4	9	11	13	0	0
Engle	.226	58	186	20	42	65	7	2	4	16	10	22	0	6
Faeo	.243	90	255	16	62	79	8	0	3	22	16	22	1	9
Gaetti	.230	145	508	59	117	225	25	4	25	84	37	107	0	16
Hatcher	.249	84	277	23	69	95	13	2	3	26	8	27	0	12
Hrbek	.301	140	532	82	160	258	21	4	23	92	54	80	3	17
Johnson	.248	89	234	26	58	98	10	0	10	33	30	46	0	3
Laudner	.255	93	306	37	78	120	19	1	7	33	34	74	0	6
Milbourne	.235	29	98	9	23	26	1	1	0	1	7	8	1	5
Mitchell	.249	124	454	48	113	142	11	6	2	28	54	53	8	6
Smalley	.154	4	13	2	2	3	1	0	0	0	3	4	0	0
Smith	.217	9	23	1	5	7	0	0	1	0	1	3	0	0
Vega	.266	71	199	25	53	74	6	0	5	29	8	19	6	5
Ward	.289	152	570	85	165	296	33	7	28	91	37	106	13	16
Washington	.271	119	451	48	122	166	17	6	5	39	14	79	3	11
Wells	.204	15	54	5	11	16	1	2	0	3	1	8	0	0
Wilfong	.160	25	81	7	13	14	1	0	0	5	7	13	0	4
Wynegar	.209	24	86	9	18	25	4	0	1	8	10	12	0	2
TOTALS	.257	162	5544	657	1827	2193	234	44	148	624	474	887	38	149

Pitching: (14th in A.L.)

PLAYER	W	L	ERA	G	GS	CG	SHO	SV	IP	H	R	ER	HR	BB	SO
Arroyo	0	1	5.27	7	0	0	0	0	13.2	17	8	8	2	6	4
Boris	1	2	3.99	23	0	0	0	0	49.2	46	24	22	8	19	30
Castillo	13	11	3.66	40	25	6	1	0	218.2	194	96	89	26	85	123
Cooper	0	1	9.53	6	1	0	0	0	11.1	14	12	12	0	11	5
Corbett	0	2	5.32	10	0	0	0	3	22.0	27	13	13	3	10	15
Davis	3	9	4.42	63	0	0	0	22	106.0	106	53	52	16	47	89
Erickson	4	3	4.87	7	7	2	0	0	40.2	56	29	22	6	12	12
Felton	0	13	4.99	48	6	0	0	3	117.1	99	71	65	18	76	92
Filsen	0	2	8.76	5	0	0	0	0	12.1	17	12	12	2	8	10
Havens	10	14	4.31	33	32	2	0	0	208.2	201	112	100	32	80	129
Jackson	0	5	6.25	13	0	0	0	0	44.2	51	33	31	6	24	16
Little	2	0	4.21	33	7	0	0	0	36.1	33	20	17	6	27	26
O'Connor	8	9	4.29	23	19	6	1	0	126.0	122	63	60	13	57	56
Pacella	1	2	7.32	21	1	0	0	2	51.2	61	48	42	14	37	20
Redfern	5	11	6.58	27	13	2	0	0	94.1	122	74	69	16	51	40
Viola	4	10	5.21	22	22	3	1	0	126.0	152	77	73	22	38	84
Williams	9	7	4.22	26	26	3	0	0	153.2	166	74	72	18	55	61
TOTALS	60	102	4.72	162	26	7	30	1433.0	1484	819	752	208	643	812	

YEAR TO YEAR

1983 TWINS STATISTICS

Batting: (11th in A.L.)

PLAYER	AVG	G	AB	R	H	TB	2B	3B	HR	RBI	BB	SO	SB	GDP
Brown	.272	91	309	40	84	94	6	2	0	22	10	28	3	9
Brunansky	.227	151	542	70	123	241	24	5	28	82	61	95	2	13
Bush	.249	124	373	43	93	156	24	3	11	56	34	51	0	7
Castino	.277	142	563	83	156	227	30	4	11	57	62	54	4	11
Eisenreich	.286	2	37	1	2	3	1	0	0	1	1	1	0	0
Engle	.305	120	51	46	114	168	22	4	8	43	28	39	2	13
Fazio	.277	51	173	16	46	58	7	0	1	18	4	19	0	4
Gaetti	.245	157	584	81	143	242	30	3	21	78	54	121	7	18
Gagne	.111	10	27	2	3	4	1	0	0	3	0	6	0	0
Hatcher	.317	106	375	50	119	167	15	3	9	47	14	19	2	12
Hrbek	.297	141	515	75	153	252	41	5	16	84	57	71	4	12
Jimenez	.174	36	86	5	15	22	5	1	0	9	4	11	0	0
Kuntz	.190	31	100	13	19	31	3	0	3	5	12	28	0	4
Laudner	.185	62	168	20	31	58	9	0	6	18	15	49	0	2
Mitchell	.230	59	152	26	35	46	4	2	1	15	28	21	1	3
Schrom	.0	1	0	0	0	0	0	0	0	0	0	0	0	0
Smith	.224	59	152	11	34	39	5	0	0	8	10	12	1	4
Ulfelder	.308	21	78	11	24	42	7	1	3	6	2	8	0	6
Wagner	.190	35	29	6	15	19	4	0	0	5	5	21	0	6
Wendt	.278	157	623	76	173	274	34	5	19	88	44	98	8	24
Washington	.246	99	317	28	78	103	7	3	4	26	22	50	10	7
Wilson	.250	5	4	4	1	2	1	0	0	1	0	0	0	0
TOTALS	.261	162	5601	709	1463	2248	280	41	141	671	467	802	44	150

Pitching: (14th in A.L.)

PLAYER	W	L	ERA	G	GS	CG	SHO	SV	IP	H	R	ER	HR	BB	SO
Castillo	8	12	4.77	27	25	3	0	0	158.1	170	91	84	17	65	90
Davis	5	8	3.34	66	0	0	0	30	89.0	89	34	33	6	33	84
Filson	4	1	3.40	26	8	0	0	1	90.0	87	34	34	9	29	49
Havens	5	8	8.18	16	14	1	0	0	80.1	110	75	73	11	38	40
Lewis	0	0	6.50	6	0	0	0	0	18.0	24	13	13	5	7	8
Lysander	5	12	3.38	61	4	1	1	3	125.0	132	63	47	8	43	58
O'Connor	2	3	5.86	27	8	0	0	0	83.0	107	59	54	13	36	56
Deikers	0	5	8.65	10	8	0	0	0	34.1	56	34	33	7	17	13
Petribone	0	4	5.33	4	4	1	0	0	27.0	28	16	16	8	8	10
Schrom	15	8	3.71	33	28	6	1	0	196.1	196	92	81	14	80	80
Wola	7	15	5.49	35	34	4	0	0	210.0	242	141	128	34	92	127
Walters	7	1	4.12	23	0	0	0	2	59.0	52	31	27	4	20	21
Whitehouse	7	1	4.15	60	0	0	0	2	73.2	70	34	34	6	44	44
Williams	11	14	4.14	36	29	4	1	1	193.1	196	105	89	21	68	68
TOTALS	70	92	4.66	162	20	5	39	1437.1	1559	822	745	163	580	748	

1984 TWINS STATISTICS

Batting: (7th in A.L.)

PLAYER	AVG	G	AB	R	H	TB	2B	3B	HR	RBI	BB	SO	SB	GDP
Brown	.273	95	260	36	71	89	9	3	1	19	14	16	4	5
Brunansky	.254	155	567	75	144	261	21	0	32	85	57	94	4	15
Bush	.222	113	311	46	69	121	17	1	11	43	31	60	1	1
Castino	.444	8	27	5	12	13	1	0	0	3	5	2	0	2
David	.250	33	48	5	12	17	1	0	0	1	5	7	11	0
Eisenreich	.219	132	372	32	82	8	1	0	0	3	2	4	2	1
Engle	.266	109	391	56	104	138	20	1	4	38	26	22	0	18
Fazio	.250	16	52	6	13	17	1	0	1	6	4	3	0	1
Gaetti	.262	162	588	55	154	206	29	4	5	65	44	81	11	9
Gagne	.000	2	1	0	0	0	0	0	0	0	0	0	0	0
Hart	.172	13	29	0	5	5	0	0	0	5	1	2	0	0
Hatcher	.302	152	576	61	174	234	35	5	5	69	37	34	0	17
Hrbek	.311	149	559	80	174	292	31	3	27	107	65	87	1	17
Jimenez	.201	108	298	28	60	73	11	1	0	19	15	34	0	7
Laudner	.206	87	262	31	54	102	16	1	10	35	18	78	0	4
Meier	.238	59	147	18	35	45	8	1	0	13	6	9	0	5
Puckett	.296	128	557	63	165	187	12	5	0	31	16	69	14	11
Putnam	.079	14	38	1	3	4	1	0	0	4	4	12	0	0
Reed	.143	12	33	2	2	6	3	0	0	1	3	7	0	1
Speer	.212	12	33	2	7	7	0	0	0	1	3	7	0	0
Ulfelder	.262	157	568	76	149	227	30	3	14	61	76	73	1	18
Washington	.294	88	197	25	58	88	11	5	3	23	4	31	1	4
TOTALS	.265	162	5562	673	1473	2140	259	33	114	636	437	735	39	138

Pitching: (4th in A.L.)

PLAYER	W	L	ERA	G	GS	CG	SHO	SV	IP	H	R	ER	HR	BB	SO
Butcher	13	11	3.44	34	34	8	1	0	225.0	242	98	86	18	53	83
Castillo	2	1	1.78	10	2	0	0	0	25.1	14	7	5	2	19	7
Constock	0	0	8.53	4	0	0	0	0	6.1	6	6	6	2	4	2
Davis	7	11	4.55	64	0	0	0	29	83.0	79	44	42	11	41	74
Filson	6	5	4.10	55	7	0	0	1	118.2	106	56	54	14	54	59
Hodge	4	3	4.77	25	15	0	0	0	100.0	116	59	53	13	29	59
Lysander	4	3	3.49	36	0	0	0	5	56.2	62	23	22	2	27	22
O'Connor	0	0	1.93	2	0	0	0	0	4.2	1	1	1	1	4	0
Pashnick	2	1	3.52	13	1	0	0	0	38.1	38	19	15	3	11	10
Schrom	5	11	4.47	25	21	3	0	0	137.0	156	75	68	15	41	49
Smithson	15	13	3.68	36	36	10	1	0	252.0	246	113	113	39	54	144
Wola	18	12	2.71	35	35	10	1	7	257.2	226	101	92	28	73	149
Walters	0	3	3.72	23	0	0	0	2	29.0	31	14	12	1	14	10
Wardle	0	0	4.50	2	0	0	0	0	4.0	3	2	2	2	0	5
Whitehouse	2	2	3.16	30	0	0	0	1	31.1	29	11	11	3	17	18
Williams	3	5	5.77	17	11	1	0	0	68.2	75	46	44	9	22	22
TOTALS	81	81	3.85	162	32	9	38	1437.2	1429	675	615	159	463	713	

1985 TWINS STATISTICS

Batting: (6th in A.L.)

PLAYER	AVG	G	AB	R	H	TB	2B	3B	HR	RBI	BB	SO	SB	GDP
Brunansky	.242	157	567	71	137	254	28	4	27	90	71	86	5	12
Bush	.239	97	234	26	56	105	13	3	10	35	24	30	3	3
Engle	.256	70	172	28	44	77	8	2	7	25	21	28	2	3
Espinosa	.263	32	57	5	15	17	2	0	0	9	1	9	0	2
Funderburk	.314	23	70	7	22	37	3	1	2	13	5	12	0	4
Gaetti	.246	160	560	71	138	299	31	0	20	63	37	89	13	15
Gagne	.225	114	293	37	66	93	15	3	2	23	20	57	0	15
Hatcher	.282	116	444	46	125	182	28	0	3	49	16	23	0	15
Hrbek	.278	158	593	78	165	263	31	2	21	93	67	87	1	12
Laudner	.238	72	164	16	39	65	5	0	7	19	12	45	0	2
Lombardozzi	.370	28	54	10	20	26	4	1	0	6	6	6	3	0
Meier	.260	71	104	15	27	36	6	0	1	8	18	12	0	0
Puckett	.288	161	691	80	199	266	29	13	4	74	41	87	21	9
Reed	.200	7	10	2	2	2	0	0	0	0	0	3	0	0
Salas	.300	120	360	51	108	165	20	5	9	41	18	37	0	7
Smalley	.258	129	388	57	100	156	20	0	12	45	60	65	0	8
Stenhouse	.223	81	179	23	40	60	5	0	5	21	29	18	1	3
Touffet	.260	138	434	58	113	173	24	3	10	50	48	70	4	14
Washington	.274	70	135	24	37	54	6	4	1	14	8	15	5	3
TOTALS	.264	162	5509	705	1453	2240	282	41	141	678	502	779	68	117

Pitching: (11th in A.L.)

PLAYER	W	L	ERA	G	GS	CG	SHO	SV	IP	H	R	ER	HR	BB	SO
Blyleven	8	5	3.00	14	14	9	1	0	114.0	101	45	38	9	26	77
Brown	0	0	6.89	5	0	0	0	0	15.2	21	13	12	2	7	9
Burr	2	2	3.81	5	2	0	0	0	28.1	20	13	12	2	7	9
Butcher	11	14	4.98	34	33	8	2	0	207.2	239	125	115	24	43	92
Davis	2	6	3.48	57	0	0	0	25	64.2	55	28	25	7	35	72
Eufemia	4	2	3.79	39	0	0	0	2	61.2	56	27	26	7	21	30
Filson	4	5	3.67	40	6	1	0	2	95.2	93	42	39	13	30	42
Howe	2	3	6.16	13	0	0	0	0	19.0	28	16	13	1	7	10
Klawitter	0	0	6.75	7	2	0	0	0	9.1	7	7	7	2	13	5
Lysander	0	2	6.05	35	1	0	0	3	61.0	72	43	41	3	22	26
Portugal	1	3	5.55	6	4	0	0	0	24.1	24	16	15	3	14	12
Schrim	9	12	4.99	29	26	6	0	0	160.2	164	95	89	28	59	74
Smithson	15	14	4.34	37	37	8	3	0	257.0	264	134	124	25	78	127
Viola	16	14	4.09	36	36	9	0	0	230.2	262	136	114	26	68	135
Wardle	1	3	5.51	35	0	0	0	0	49.0	49	32	30	9	28	47
Whitehouse	0	0	11.05	0	0	0	0	1	7.1	12	9	9	4	2	4
Yett	0	0	27.00	1	1	1	0	0	0.1	1	1	1	0	2	0
TOTALS	77	85	4.48	162	41	7	34	1426.1	1468	782	710	164	462	767	

1986 TWINS STATISTICS

Batting: (7th in A.L.)

PLAYER	AVG	G	AB	R	H	TB	2B	3B	HR	RBI	BB	SO	SB	GDP
Anderson	...	1	0	0	0	0	0	0	0	0	0	0	0	0
Beane	.213	80	183	20	39	54	6	0	3	15	11	54	2	6
Brunansky	.256	157	593	69	152	251	28	1	23	75	53	98	12	15
Bush	.269	130	357	50	96	150	19	7	7	45	39	63	5	7
David	.200	5	5	0	1	1	1	0	0	0	0	0	0	0
Davidson	.218	36	68	5	8	11	3	0	0	2	6	22	2	0
Espinosa	.214	37	47	5	8	10	1	0	0	1	14	10	0	0
Fontenet	.000	1	0	0	0	0	0	0	0	0	0	1	0	0
Gaetti	.287	157	896	91	171	309	44	1	34	108	52	108	14	18
Gagne	.250	156	472	63	118	188	22	6	12	54	30	108	12	4
Hatcher	.278	115	317	40	88	116	13	3	3	32	19	26	2	8
Hrbek	.267	149	550	85	147	263	27	1	29	91	71	81	2	15
Laudner	.244	76	193	21	47	87	10	0	10	29	24	56	1	5
Lombardozzi	.227	156	453	53	103	157	20	5	8	33	52	76	3	8
Pittaro	.095	11	21	0	2	2	0	0	0	0	0	8	0	0
Puckett	.328	161	680	119	223	365	37	6	31	96	34	99	20	14
Reed	.236	68	165	13	39	53	6	1	2	9	16	19	1	2
Salas	.233	91	258	28	60	99	7	4	8	33	18	32	3	8
Sanchez	.125	8	16	1	2	2	0	0	0	1	1	8	0	0
Smalley	.246	143	459	59	113	201	20	4	20	57	68	80	1	10
Washington	.257	48	74	15	19	34	3	0	4	11	3	21	1	0
Woods	.321	23	28	5	9	16	1	0	2	8	3	5	0	0
TOTALS	.261	162	5531	741	1446	2369	257	39	196	700	501	977	81	123

Pitching: (14th in A.L.)

PLAYER	W	L	ERA	G	GS	CG	SHO	SV	IP	H	R	ER	HR	BB	SO	
Agosto	1	2	8.85	17	1	0	0	1	20.1	43	25	20	1	14	9	
Anderson	3	6	5.55	21	10	1	0	0	84.1	106	54	52	11	30	51	
Atherton	5	8	3.75	47	0	0	0	10	81.2	82	37	34	9	35	59	
Blyleven	17	14	4.01	36	36	16	3	0	271.2	262	134	121	50	58	215	
Burr	0	0	31.50	3	0	0	0	0	2.0	7	7	7	1	3	1	
Butcher	0	3	6.30	16	10	1	0	0	70.0	82	50	49	11	24	29	
Davis	2	6	9.08	36	0	0	0	2	38.2	55	42	39	7	29	30	
Filson	0	0	5.68	4	0	0	0	0	6.1	13	4	4	1	2	4	
Fontenet	0	0	9.92	15	0	0	0	0	16.1	27	19	18	3	4	25	
Frazier	1	1	4.39	15	0	0	0	0	6	26.2	23	13	13	2	16	25
Heaton	4	9	3.98	21	17	0	3	0	1	124.1	128	60	35	18	47	66
Jackson	0	1	8.86	28	2	0	0	1	58.0	57	24	26	7	16	32	
Latham	0	1	7.31	7	2	0	0	0	16.0	24	14	13	1	6	8	
Pastore	3	1	4.01	33	1	0	0	2	49.1	54	28	22	4	24	18	
Portugal	6	10	4.31	27	15	3	0	1	112.2	112	56	54	10	50	67	
Smith	0	2	6.97	5	0	0	0	0	10.1	13	8	8	1	5	8	
Smithson	13	14	4.77	34	33	8	1	0	198.0	234	123	105	26	57	114	
Viola	16	13	4.51	37	37	7	1	0	245.2	257	136	123	37	83	191	
TOTALS	71	91	4.77	162	39	6	24	1432.2	1579	839	759	200	503	937		

1987 TWINS STATISTICS

Batting: (10th in A.L.)

PLAYER	AVG	G	AB	R	H	TB	2B	3B	HR	RBI	BB	SO	SB	GDP
Baylor	.286	20	49	3	14	15	1	0	0	6	5	12	0	3
Beane	.267	12	15	1	4	6	2	0	0	1	0	6	0	0
Brumansky	.259	155	532	83	138	260	22	2	32	85	74	104	11	12
Bush	.253	122	293	46	74	121	10	2	11	46	43	49	10	6
Butera	.171	51	111	7	19	27	5	0	1	12	7	16	0	7
Davidson	.267	102	150	35	40	49	4	1	14	13	26	9	4	4
Geath	.257	154	584	95	150	283	26	2	31	109	37	32	10	25
Gagne	.285	137	437	68	116	188	8	2	7	40	25	84	6	3
Gladden	.249	121	438	69	109	158	21	2	8	38	38	72	25	8
Hrbek	.285	143	477	85	136	260	20	1	34	90	84	60	5	13
Larkin	.266	85	233	23	62	89	11	2	4	28	25	31	1	4
Laudner	.191	113	288	30	55	112	7	1	16	4	23	80	1	4
Lombardozi	.238	136	432	51	103	152	19	3	8	38	33	66	5	10
Newman	.221	110	307	44	68	93	15	5	0	29	34	27	15	5
Nieto	.200	41	105	7	21	33	7	1	1	12	8	24	0	1
Pittaro	.333	14	12	6	4	4	0	0	0	1	0	1	0	1
Puckett	.332	157	624	96	207	333	32	5	28	99	32	91	12	15
Sales	.378	22	45	8	17	28	2	0	3	9	5	6	0	0
Smalley	.275	110	308	32	85	127	16	1	8	34	36	52	3	7
TOTALS	.261	162	5441	786	1422	2338	258	35	196	733	523	896	113	127

Pitching: (10th in A.L.)

PLAYER	W	L	ERA	G	GS	CG	SHO	SV	IP	H	R	ER	HR	BB	SO
Anderson	1	0	10.95	4	2	0	0	0	12.1	20	15	15	3	10	3
Atherton	7	5	4.24	57	6	0	0	0	79.1	81	46	40	10	30	51
Berenguer	8	1	3.94	47	6	0	0	4	112.0	100	51	49	10	47	110
Bittiger	1	0	5.40	33	1	0	0	0	8.1	11	5	2	0	5	5
Bylieven	15	12	4.01	37	37	8	1	0	267.0	249	132	119	46	101	196
Carlton	1	5	6.70	9	7	0	0	0	43.0	54	35	32	7	23	20
Frazier	5	5	4.98	54	0	0	0	2	81.1	77	49	45	9	51	58
Klink	0	1	6.65	12	0	0	0	0	23.0	37	18	17	4	11	17
Niekro	4	9	6.26	19	18	0	0	0	96.1	115	76	67	11	45	54
Niemann	1	0	8.44	6	0	0	0	0	5.1	3	5	5	0	7	1
Portugal	1	3	7.77	13	7	0	0	0	44.0	58	40	38	13	24	28
Readon	8	8	4.48	63	0	0	0	31	80.1	70	41	40	14	28	83
Schatzeder	3	1	6.39	30	1	0	0	0	43.2	64	37	31	8	18	30
Smith	1	0	4.96	7	1	0	0	0	16.1	20	10	9	3	6	8
Smithson	4	7	5.94	21	20	0	0	0	109.0	126	76	72	17	38	53
Straker	8	10	4.37	31	26	1	0	0	154.1	150	79	75	24	59	76
Viola	17	10	2.90	36	36	7	1	0	251.2	230	91	81	29	66	197
TOTALS	85	77	4.63	162	16	4	39	1427.1	1465	806	734	210	564	990	

1988 TWINS STATISTICS

Batting: (2nd in Majors)

PLAYER	AVG	G	AB	R	H	TB	2B	3B	HR	RBI	BB	SO	SB	GDP
Baker	.000	11	7	1	0	0	0	0	0	0	0	5	0	0
Brumansky	.184	14	49	5	9	13	1	0	1	6	7	11	1	0
Bullock	.294	16	17	3	5	5	0	0	0	3	3	1	1	0
Bush	.261	136	394	51	103	171	20	3	14	51	58	49	8	8
Christensen	.263	23	38	5	10	14	4	0	0	3	3	5	0	1
Davidson	.217	100	106	22	23	33	2	0	0	10	10	20	0	3
Dwyer	.283	20	41	6	12	19	1	0	2	15	13	8	0	1
Geath	.301	133	468	66	141	258	29	2	28	88	36	85	7	10
Gagne	.236	149	461	70	109	183	20	6	14	48	27	110	15	13
Gladden	.269	141	576	91	155	232	32	6	11	62	46	74	28	9
Harper	.295	60	166	15	49	71	11	1	3	20	10	12	0	12
Herr	.263	86	304	42	80	99	16	0	1	21	40	47	10	9
Hrbek	.312	143	510	75	159	265	31	0	25	76	67	54	0	9
Larkin	.267	149	505	56	135	193	30	2	8	70	68	55	3	12
Laudner	.251	117	375	38	94	153	18	1	13	54	36	89	0	14
Lombardozi	.209	103	287	34	60	88	15	2	3	27	35	48	2	2
Lowry	.000	6	7	0	0	0	0	0	0	0	0	2	0	0
Moses	.316	105	206	33	65	87	10	3	2	12	15	21	11	4
Newman	.223	105	260	35	58	65	7	0	0	19	29	34	12	4
Nieto	.067	24	60	4	4	4	0	0	0	0	1	17	0	2
Puckett	.356	158	657	109	234	358	42	5	24	121	23	83	6	17
Torve	.188	12	16	1	3	6	0	0	1	2	1	2	0	0
TOTALS	.274	162	5510	759	1508	2317	294	31	151	710	528	832	107	130

Pitching: (6th in A.L.)

PLAYER	W	L	ERA	G	GS	CG	SHO	SV	IP	H	R	ER	HR	BB	SO
Anderson	16	9	2.45	30	30	3	1	0	202.1	199	70	55	14	37	83
Atherton	7	5	3.41	49	0	0	0	3	74.0	65	29	28	10	22	43
Berenguer	8	4	3.96	57	1	0	0	2	100.0	74	44	44	7	61	99
Best	0	0	6.00	11	0	0	0	0	12.0	15	9	8	1	7	9
Bylieven	10	17	5.43	33	33	7	0	0	207.1	240	128	125	21	51	145
Carlton	0	1	16.76	4	1	0	0	0	9.2	20	19	18	5	5	5
Gladden	0	0	0.00	1	0	0	0	0	1.0	0	0	0	0	0	0
Gonzalez	0	0	3.38	16	0	0	0	1	21.0	20	8	8	4	8	19
Lea	7	7	4.85	24	23	0	0	0	130.0	156	79	70	19	50	72
Martinez	0	0	18.00	3	0	0	0	0	4.0	8	8	8	1	4	3
Moses	0	1	10.80	5	0	0	0	0	6.2	8	8	8	1	9	7
Niekro	1	0	1.00	4	0	0	0	0	11.2	16	13	13	2	4	7
Portugal	1	3	4.53	26	0	0	0	3	57.2	60	30	29	11	17	31
Readon	2	4	2.47	63	0	0	0	42	73.0	68	21	20	6	15	56
Schatzeder	0	1	1.74	10	0	0	0	0	10.1	8	2	2	1	5	7
Smith	3	0	2.68	9	4	0	0	0	37.0	29	12	11	3	12	17
Straker	2	5	3.92	16	14	1	1	1	82.2	86	39	36	8	25	23
Toliver	7	6	4.24	21	19	0	0	0	114.2	116	57	54	8	52	69
Viola	24	7	2.64	35	35	7	2	0	255.1	236	80	75	20	54	193
Winn	1	0	6.00	9	0	0	0	0	21.0	33	15	14	4	10	9
TOTALS	91	71	3.93	162	18	9	52	1431.2	1457	672	625	146	453	897	

1989 TWINS STATISTICS

Batting: (2nd in Majors)

PLAYER	AVG	G	AB	R	H	TB	2B	3B	HR	RBI	BB	SO	SB	GDP
Anderson	.000	1	1	0	0	0	0	0	0	0	0	0	1	0
Backman	.231	87	299	33	69	85	9	2	1	26	32	45	1	4
Baker	.295	43	78	17	23	30	5	1	0	9	9	18	0	0
Bush	.263	141	391	60	103	170	17	4	14	54	48	73	5	16
Castillo	.257	94	218	23	56	91	13	3	8	33	15	40	2	5
Dwyer	.316	88	225	34	71	91	11	0	2	23	28	23	2	6
Gaetti	.251	190	498	68	126	201	11	0	19	75	25	87	6	12
Gagne	.272	149	468	68	126	195	29	7	8	48	17	80	11	10
Gladden	.295	121	461	69	136	189	23	3	8	46	23	53	23	6
Hale	.209	28	67	6	14	17	3	0	0	4	1	6	0	0
Harper	.325	126	385	43	125	173	24	0	8	57	13	16	2	11
Hrbek	.272	109	375	59	102	194	17	0	25	84	53	35	3	6
Jorgensen	.174	10	23	1	4	5	1	0	0	2	4	5	0	1
Larkin	.267	136	446	61	119	164	25	1	6	46	54	57	5	13
Laudner	.222	100	239	24	53	84	11	1	6	27	25	65	1	7
Mercado	.105	19	38	1	4	4	0	0	0	1	4	4	1	0
Moses	.281	129	242	33	68	89	12	3	1	31	19	23	14	5
Newman	.253	141	446	62	113	135	18	2	0	38	59	46	25	3
Olsen	.500	3	2	0	1	1	0	0	0	0	0	0	0	0
Puckett	.339	159	635	75	215	295	45	4	9	86	41	59	11	21
Rodriguez	.455	6	11	2	5	7	2	0	0	0	0	1	0	0
Sorrento	.238	14	21	2	5	5	0	0	0	1	5	4	0	0
Toivler	.000	1	0	0	0	0	0	0	0	0	0	0	0	0
Webster	.300	14	20	3	6	8	2	0	0	1	3	2	0	0
TOTALS	.276	162	5581	740	1542	2241	278	35	117	691	478	743	111	126

Pitching: (12th in A.L.)

PLAYER	W	L	ERA	G	GS	CG	SHO	SV	IP	H	R	ER	HR	BB	SO
Aguilera	3	5	3.21	11	11	3	0	0	75.2	71	32	27	5	17	57
Anderson	17	10	3.80	33	33	4	1	0	196.2	214	97	83	15	53	69
Berenguer	9	3	3.48	56	0	0	0	3	106.0	96	44	41	11	47	93
Booker	0	0	4.15	6	0	0	0	0	8.2	11	4	4	1	2	3
Cook	0	1	5.06	15	0	0	0	0	21.1	22	12	12	1	17	15
Drummond	0	0	3.86	8	0	0	0	1	16.1	16	7	3	0	8	9
Dyer	4	7	4.82	16	12	1	0	0	71.0	74	43	38	2	37	37
Gladden	0	0	9.00	1	0	0	0	0	1.0	2	2	2	0	1	0
Gonzalez	3	2	4.66	21	0	0	0	0	28.0	32	17	15	2	11	25
Guthrie	2	4	4.55	13	8	0	0	0	57.1	66	32	29	7	21	38
Moses	0	0	0.00	1	0	0	0	0	1.0	0	0	0	0	0	0
Oliveras	3	4	4.53	12	8	1	0	0	55.2	64	28	28	8	15	24
Rawley	5	12	5.21	27	25	1	0	0	145.0	167	89	84	19	60	68
Reardon	5	4	4.07	65	0	0	0	31	73.0	68	33	33	8	12	46
Shields	0	1	7.79	11	0	0	0	0	17.1	28	18	15	3	6	12
Smith	10	6	3.92	32	26	2	2	0	172.1	180	82	75	22	51	92
St. Claire	1	0	5.24	14	0	0	0	1	22.1	19	13	13	4	10	14
Tapani	2	2	3.86	5	5	0	0	0	32.2	34	15	14	2	8	21
Toivler	1	3	7.76	7	5	0	0	0	29.0	39	26	25	2	15	11
Tunnett	1	0	6.0	10	0	0	0	0	12.0	18	8	8	1	6	7
Viola	8	12	3.79	24	24	7	0	1	175.2	171	80	74	17	47	138
Wayne	3	4	3.30	60	0	0	0	1	71.0	55	28	26	4	36	41
West	3	2	6.41	10	5	0	0	0	39.1	48	29	28	5	19	31
TOTALS	80	82	4.28	162	19	8	38	1429.1	1495	738	680	139	500	851	

1990 TWINS STATISTICS

Batting: (4th in A.L.)

PLAYER	AVG	G	AB	R	H	TB	2B	3B	HR	RBI	BB	SO	SB	GDP
Baker	.000	3	1	0	0	0	0	0	0	0	0	0	0	0
Bush	.243	73	181	17	44	70	8	0	6	18	21	27	0	2
Castillo	.219	64	137	11	30	34	4	0	0	12	3	23	0	1
Dwyer	.190	37	63	7	12	15	0	0	1	5	12	7	0	2
Gaetti	.229	154	577	61	132	217	27	5	16	85	36	101	6	22
Gagne	.235	138	388	38	91	140	22	3	7	38	24	76	8	5
Gladden	.275	136	534	64	147	201	27	6	5	40	26	67	25	17
Hale	.000	1	0	0	0	0	0	0	0	0	0	0	0	0
Harper	.294	134	476	61	141	207	42	3	6	54	19	27	3	20
Hrbek	.287	143	492	61	141	233	26	0	22	79	69	45	5	17
Larkin	.269	119	401	46	108	157	26	4	5	42	42	55	5	6
Leius	.240	14	25	4	6	10	1	0	1	4	2	2	0	2
Liriano	.254	53	185	30	47	66	5	7	0	13	22	24	5	3
Mack	.326	125	313	50	102	144	10	4	8	44	29	69	13	7
Manrique	.237	69	228	22	54	79	10	0	5	29	4	35	2	8
Moses	.221	115	172	26	38	46	3	1	1	14	19	19	2	4
Munoz	.271	22	85	13	23	29	4	1	0	5	2	16	3	3
Newman	.242	144	388	43	94	108	14	0	0	30	33	34	13	7
Oritz	.335	71	170	18	57	66	7	1	0	18	12	16	0	4
Puckett	.298	146	551	82	167	246	40	3	12	80	57	73	5	15
Sorrento	.207	41	121	11	25	46	4	1	5	13	12	12	1	3
Webster	.333	2	6	1	2	3	1	0	0	0	0	0	0	0
TOTALS	.265	162	5499	666	1458	2117	281	39	100	625	445	749	96	148

DID YOU Know?

...that in 1976, Twins pitcher Bill Campbell went 17-5 with a 3.00 ERA and 20 saves in 78 relief appearances. He became the second player in major league history to win and save at least 15 games in a season since saves became an official statistic in 1969 (Dodger's Mike Marshall won 15 and saved 21 in 1974). Campbell's 17 victories tied the American League record for wins in relief. In 1977, Twins reliever Tom Johnson became the third player in major league history to win and save at least 15 games. He finished the season 16-7 with a 3.12 ERA and 15 saves in 71 relief appearances.

1990 TWINS STATISTICS

Pitching: (11th in A.L.)

PLAYER	W	L	ERA	G	GS	CG	SHO	SV	IP	H	R	ER	HR	BB	SO
Abbott	0	5	5.97	7	7	0	0	0	34.2	37	24	23	0	28	25
Aguilera	5	3	2.76	56	0	0	0	32	65.1	55	27	20	5	19	61
Anderson	7	18	4.53	31	31	5	1	0	188.2	214	106	95	20	39	82
Berenguer	8	5	3.41	51	0	0	0	0	100.1	85	43	38	9	58	77
Candelaria	7	3	3.39	34	1	0	0	4	58.1	55	23	22	9	4	44
Casim	2	5	4.35	5	3	0	0	0	22.1	26	9	8	2	4	11
Drummond	3	5	4.35	5	3	0	0	0	11.0	104	46	44	8	36	49
Erickson	8	4	2.87	16	17	0	0	0	113.0	108	49	36	9	51	53
Garces	0	0	1.59	5	0	0	0	2	5.2	4	2	1	0	4	1
Guthrie	7	9	3.79	24	21	3	1	0	144.2	154	65	61	8	39	101
Leach	2	5	3.20	55	0	0	0	2	81.2	84	31	29	2	21	46
Moses	0	0	13.50	2	0	0	0	0	2.0	5	3	3	0	2	0
Savage	0	2	8.31	17	0	0	0	1	26.0	37	26	24	3	11	12
Smith	5	10	4.81	32	23	1	1	0	153.1	191	91	82	20	47	87
Yapani	12	8	4.07	28	28	1	1	0	159.1	164	75	72	12	29	101
Wayne	1	1	4.19	38	0	0	0	1	38.2	38	19	18	5	13	28
West	7	9	5.10	29	27	2	0	0	146.1	142	88	83	21	78	92
Yett	0	0	2.08	4	0	0	0	0	4.1	6	2	1	1	1	2
TOTALS	74	88	4.12	162	13	13	43	1435.2	1508	729	656	134	489	872	

1991 TWINS STATISTICS

Batting: (1st in Majors)

PLAYER	AVG	G	AB	R	H	TB	2B	3B	HR	RBI	BB	SO	SB	GDP
Brown	.216	38	37	10	8	8	0	0	0	2	8	7	0	5
Bush	.303	93	165	21	50	80	10	1	6	23	24	25	0	5
Castillo	.167	9	12	0	2	4	0	0	0	0	0	2	0	0
Davis	.277	153	534	84	148	271	34	1	29	93	95	117	5	9
Gagne	.265	139	408	52	108	161	23	3	8	42	26	72	11	15
Gladden	.247	126	461	65	114	164	14	9	6	42	36	60	15	13
Harper	.311	123	441	54	137	197	28	1	10	69	14	22	1	14
Hrbek	.284	132	462	72	131	213	20	1	20	89	67	48	4	15
Knoblauch	.281	151	565	78	159	198	24	6	1	50	59	40	25	8
Larkin	.286	98	265	34	73	95	14	1	2	19	30	21	2	9
Leis	.286	109	199	35	57	83	7	2	5	20	30	35	5	4
Mack	.310	143	442	19	137	234	27	8	18	74	34	79	13	11
Munoz	.283	51	138	15	39	69	7	1	7	26	9	31	3	2
Newman	.191	118	246	25	47	52	5	0	0	19	23	21	4	5
Ortiz	.209	61	134	9	28	35	5	1	0	11	15	12	0	6
Pagliariolo	.279	121	365	38	102	140	20	0	6	36	21	55	1	9
Puckett	.319	152	611	92	195	281	29	6	15	89	31	78	11	27
Sorrento	.255	26	47	6	12	26	2	0	4	13	4	11	0	3
Webster	.294	18	34	7	10	20	1	0	3	8	6	10	0	2
TOTALS	.280	162	5556	776	1557	2331	270	42	140	733	526	747	107	157

Pitching: (3rd in A.L.)

PLAYER	W	L	ERA	G	GS	CG	SHO	SV	IP	H	R	ER	HR	BB	SO
Abbott	3	1	4.75	15	3	0	0	0	47.1	38	27	25	5	36	43
Aguilera	4	5	2.35	63	0	0	0	42	69.0	44	20	18	3	30	61
Anderson	5	11	4.96	29	22	2	0	0	134.1	148	82	74	24	42	51
Banks	1	1	5.71	5	3	0	0	0	17.1	21	15	11	1	12	16
Bedrosian	5	3	4.42	56	0	0	0	0	77.1	70	42	38	11	35	44
Casim	0	0	7.36	15	0	0	0	0	18.1	28	16	15	4	7	6
Edgins	2	2	4.09	8	6	0	0	0	33.0	34	15	15	2	10	19
Erickson	20	8	3.18	32	32	5	3	0	204.0	189	80	72	13	71	108
Guthrie	7	5	4.32	41	12	0	0	2	98.0	116	52	47	11	41	72
Leach	1	2	3.61	50	0	0	0	0	67.1	82	28	27	3	14	32
Morris	18	12	3.43	35	35	10	2	0	246.2	226	107	94	18	92	163
Neagle	0	1	4.05	7	3	0	0	0	20.0	28	9	9	3	7	14
Yapani	16	9	2.99	34	34	4	1	0	244.0	225	84	81	23	40	135
Wayne	1	0	5.11	8	0	0	0	1	12.1	11	7	7	1	4	7
West	4	4	4.54	15	12	0	0	0	71.1	66	37	36	13	28	52
Willis	8	3	2.63	40	0	0	0	2	89.0	76	31	26	4	19	53
TOTALS	95	67	3.69	162	21	12	53	1449.1	1402	652	595	139	488	876	

1992 TWINS STATISTICS

Batting: (1st in Majors)

PLAYER	AVG	G	AB	R	H	TB	2B	3B	HR	RBI	BB	SO	SB	GDP
Brito	.143	8	14	1	2	3	1	0	0	2	0	4	0	0
Brown	.067	35	15	8	1	1	0	0	0	0	2	4	2	0
Bruett	.250	56	76	7	19	23	4	0	0	2	6	12	6	0
Bush	.214	100	182	14	39	55	8	1	2	22	11	37	1	5
Davis	.288	138	444	63	128	195	27	2	12	66	73	76	4	11
Gagne	.246	146	439	53	108	152	23	0	7	39	19	83	6	11
Harper	.307	140	502	58	154	206	25	0	9	73	26	22	0	15
Hill	.294	25	51	7	15	18	3	0	2	5	6	0	0	0
Hrbek	.244	112	394	52	96	161	20	0	15	58	7	56	5	12
Jorgensen	.310	22	58	5	18	19	3	0	0	5	3	11	2	4
Knoblauch	.297	153	600	107	178	215	19	6	2	56	88	80	34	7
Larkin	.246	115	337	38	83	121	18	2	6	42	28	43	7	7
Leis	.249	129	409	50	102	130	18	2	2	35	34	61	6	10
Mack	.315	156	600	101	189	280	31	6	16	75	64	106	26	8
Munoz	.270	127	418	44	113	171	16	3	12	71	17	90	4	18
Pagliariolo	.200	42	105	10	21	25	4	0	0	9	1	17	1	1
Parks	.333	7	6	1	2	2	0	0	0	0	1	1	0	0
Puckett	.329	160	639	104	210	313	38	4	19	110	44	97	17	17
Quinones	.200	3	5	0	1	1	0	0	0	1	0	0	0	0
Reboullet	.190	73	137	15	26	38	7	1	1	16	23	26	3	0
Reed	.182	14	33	2	6	8	2	0	0	4	2	11	0	0
Webster	.280	53	118	10	33	48	10	1	1	13	9	11	0	3
TOTALS	.277	162	5582	747	1544	2185	275	27	104	701	527	834	123	130

1992 TWINS STATISTICS

Pitching: (3rd in A.L.)

PLAYER	W	L	ERA	G	GS	CG	SHO	SV	IP	H	R	ER	HR	BB	SO
Abbott	0	0	3.27	6	0	0	0	0	11.0	12	4	4	1	5	13
Aguilera	2	6	2.84	64	0	0	0	41	66.2	60	28	21	7	17	52
Banks	4	4	5.70	16	12	0	0	0	71.0	80	46	45	6	37	37
Casian	1	0	2.70	6	0	0	0	0	6.2	7	2	2	0	1	2
Edens	6	3	2.83	52	0	0	0	3	76.1	65	26	24	1	36	57
Erickson	13	12	3.40	32	32	5	3	0	212.0	197	86	80	18	83	101
Gozzo	0	0	27.00	2	0	0	0	0	1.2	7	5	2	0	0	0
Guthrie	2	3	2.88	54	0	0	0	5	75.0	59	27	24	7	23	76
Kipper	3	3	4.42	25	0	0	0	0	38.2	40	23	19	6	14	22
Krueger	10	6	4.30	27	27	2	2	0	161.1	166	82	77	18	46	86
Mahomes	3	4	5.04	14	13	0	0	0	69.2	73	41	39	5	37	44
Smiley	16	9	3.21	34	34	5	2	0	241.0	205	93	86	17	65	163
Yapani	16	11	3.97	34	34	4	1	0	220.0	226	103	97	17	48	138
Trombley	3	2	3.30	10	7	0	0	0	46.1	43	20	17	5	17	38
Wayne	3	3	2.63	41	0	0	0	0	48.0	46	18	14	2	19	29
West	1	3	6.99	9	3	0	0	0	28.1	32	24	22	3	20	19
Willis	7	3	2.72	59	0	0	0	1	79.1	73	25	24	4	11	45
TOTALS	90	72	3.70	162	16	13	50	1453.0	1391	653	598	121	478	923	

1993 TWINS STATISTICS

Batting: (8th in A.L.)

PLAYER	AVG	G	AB	R	H	TB	2B	3B	HR	RBI	BB	SO	SB	GDP
Becker	.286	3	7	3	2	2	2	0	0	5	4	1	0	0
Britto	.241	27	54	8	13	27	2	0	4	9	1	20	0	1
Bruett	.250	17	20	2	5	7	2	0	0	1	1	4	0	1
Bush	.156	35	45	1	7	9	2	0	0	3	7	13	0	3
Hale	.333	69	186	25	62	79	6	1	3	27	18	17	2	3
Harper	.304	147	530	52	161	225	26	1	12	73	29	29	1	15
Hocking	.139	15	36	7	5	6	1	0	0	6	8	1	1	1
Hrbek	.242	123	392	60	95	183	11	1	25	83	71	57	4	12
Jorgensen	.224	59	152	15	34	44	7	0	1	12	10	21	1	7
Knoblauch	.277	153	602	82	167	208	27	4	2	41	65	44	29	11
Larkin	.264	156	343	17	38	50	7	1	1	19	21	16	0	5
Lee	.152	15	18	3	3	3	3	0	0	4	2	4	0	1
Leuis	.167	10	18	4	3	5	0	0	0	2	2	4	0	1
Mack	.276	128	503	66	139	207	30	4	10	61	41	76	15	13
Maksudian	.167	5	12	2	2	3	1	0	0	2	4	2	0	2
McCarthy	.214	98	350	36	75	100	15	2	2	21	19	80	2	13
Mearns	.251	111	346	33	87	107	14	3	0	33	7	52	4	11
Munoz	.233	104	326	34	76	128	11	1	13	38	25	97	1	7
Pagliariulo	.292	83	253	31	74	107	16	4	3	23	18	34	6	5
Parks	.200	7	20	3	4	4	0	0	0	1	1	2	0	0
Puckett	.296	156	622	89	184	295	39	3	22	89	47	93	8	15
Reboulet	.258	109	240	33	62	73	8	0	1	15	35	37	5	6
Stahovjak	.193	20	57	11	15	4	0	0	1	3	22	0	0	2
Webster	.238	49	106	14	21	28	2	0	1	8	11	8	0	1
Winfield	.271	143	547	72	148	242	27	2	21	76	45	106	2	15
TOTALS	.264	162	5601	693	1480	2158	261	27	121	642	493	850	83	150

Pitching: (13th in A.L.)

PLAYER	W	L	ERA	G	GS	CG	SHO	SV	IP	H	R	ER	HR	BB	SO
Aguilera	4	3	3.11	65	0	0	0	34	72.1	60	25	25	9	14	59
Banks	11	12	4.04	31	30	0	0	0	171.1	186	91	77	17	78	138
Brummett	2	1	5.74	5	5	0	0	0	26.2	29	17	7	3	15	10
Casian	5	3	3.02	54	0	0	0	1	56.2	59	23	19	1	14	31
Deshaies	11	13	4.41	27	27	1	0	0	167.1	159	85	82	24	51	80
Erickson	8	19	5.19	34	34	1	0	0	218.2	266	138	126	17	71	116
Garces	0	0	0.00	3	0	0	0	0	4.0	4	2	0	0	2	3
Guardado	3	8	6.18	19	16	0	0	0	94.2	123	68	65	13	36	46
Guthrie	2	1	4.71	22	0	0	0	0	21.0	20	11	11	2	16	15
Hartley	1	2	4.00	53	0	0	0	1	81.0	86	38	36	4	36	57
Mahomes	1	5	7.71	12	5	0	0	0	37.1	47	34	32	8	16	23
Merriman	1	1	9.67	19	0	0	0	0	27.0	36	29	29	3	23	14
Yapani	12	15	4.43	36	35	3	1	0	225.2	243	123	111	21	57	150
Trombley	6	6	4.88	44	10	0	0	2	114.1	131	72	62	15	41	85
Tsamis	1	2	6.19	41	0	0	0	1	68.1	86	51	47	9	27	30
Willis	3	0	3.10	53	0	0	0	5	58.0	56	23	20	2	17	44
TOTALS	71	91	4.71	162	5	3	44	1444.1	1591	830	756	148	514	901	

1994 TWINS STATISTICS

Batting: (5th in A.L.)

PLAYER	AVG	G	AB	R	H	TB	2B	3B	HR	RBI	BB	SO	SB	GDP
Becker	.265	28	98	12	26	32	3	0	1	8	13	25	6	2
Cole	.296	105	345	68	102	139	15	5	4	23	44	60	29	3
Dunn	.229	14	35	2	8	13	5	0	0	4	1	12	0	1
Hale	.263	67	118	13	31	43	9	0	1	11	16	14	0	2
Hocking	.323	11	31	3	10	13	3	0	0	3	9	4	2	1
Hrbek	.270	81	274	34	74	115	11	0	10	35	37	28	0	8
Knoblauch	.312	109	445	85	139	205	45	3	5	51	41	56	35	13
Leuis	.246	97	350	57	86	146	16	1	14	49	37	58	2	9
Mack	.333	81	303	55	101	171	21	2	15	61	32	51	4	11
Mahomes	.000	22	0	1	0	0	0	0	0	0	0	0	0	0
McCarthy	.260	44	131	21	34	49	8	2	1	12	7	32	2	3
Mearns	.266	80	229	29	61	81	12	1	2	24	14	50	5	3
Munoz	.295	75	244	35	72	124	15	2	11	36	19	67	0	4
Parks	.191	31	89	6	17	26	6	0	1	9	4	20	0	2
Puckett	.317	108	439	79	139	237	32	3	20	112	28	47	6	11
Reboulet	.259	74	189	28	49	71	11	1	3	23	18	23	0	6
Walbeck	.204	97	338	31	69	96	12	0	5	35	17	37	1	7
Winfield	.252	77	294	35	74	125	15	3	10	43	31	51	2	7
TOTALS	.276	113	3952	594	1092	1686	239	23	103	556	359	635	94	93

1994 TWINS STATISTICS

Pitching: (28th in Majors)

PLAYER	W	L	ERA	G	GS	CG	SHO	SV	IP	H	R	ER	HR	BB	SO
Aguilera	1	4	3.63	44	0	0	0	23	44.2	57	23	18	7	10	46
Campbell	1	0	2.92	14	0	0	0	0	24.2	20	8	2	5	15	15
Casian	1	3	7.08	33	0	0	0	1	40.2	57	34	32	11	12	18
Deshaies	6	12	7.39	25	25	0	0	0	130.1	170	109	107	30	54	78
Erickson	8	11	5.44	23	23	2	1	0	144.0	173	95	87	15	59	104
Garza	0	0	8.67	7	0	0	0	0	9.0	9	10	10	3	13	3
Guardado	0	2	8.14	50	2	0	0	0	17.0	26	16	16	3	4	8
Guthrie	4	4	6.14	50	2	0	0	0	91.1	68	43	35	8	18	38
Mahomes	9	5	4.73	21	21	0	0	0	120.0	121	68	63	22	62	53
Merriman	0	1	6.35	15	0	0	0	0	17.0	18	13	12	0	14	10
Pulido	3	7	5.98	19	14	0	0	0	84.1	87	57	56	17	40	32
Schullstrom	0	0	2.77	9	0	0	0	1	13.0	13	7	4	0	5	13
Stevens	5	2	6.80	24	0	0	0	0	45.0	55	35	34	6	23	24
Japani	11	7	4.62	24	24	4	1	0	156.0	181	86	80	13	39	91
Trombly	2	0	6.33	24	0	0	0	0	48.1	56	36	34	10	18	32
Willis	2	4	5.92	49	0	0	0	3	59.1	89	48	39	6	12	37
TOTALS	53	60	5.68	113	6	4	29	1005.0	1197	688	634	153	388	602	

1995 TWINS STATISTICS

Batting: (4th in A.L.)

PLAYER	AVG	G	AB	R	H	TB	2B	3B	HR	RBI	BB	SO	SB	GDP
Becker	.237	106	392	45	93	116	15	1	2	33	34	95	8	9
Brito	.200	5	5	5	1	4	0	0	1	1	0	3	0	1
Clark	.339	36	109	17	37	60	8	3	3	15	2	11	3	5
Cole	.342	28	79	10	27	37	3	2	1	14	8	15	1	0
Coomer	.257	37	101	15	26	46	3	1	5	19	9	11	0	9
Cordova	.277	137	512	81	142	249	27	4	24	84	52	111	20	10
Dunn	.000	5	6	0	0	0	0	0	0	0	1	3	0	0
Hale	.262	69	103	10	27	37	4	0	2	18	11	20	0	6
Hocking	.200	9	25	4	5	9	0	2	0	3	2	2	1	1
Ingram	.125	4	8	0	1	1	0	0	0	1	2	1	0	1
Knoblauch	.333	136	538	107	179	262	34	8	11	123	78	95	46	15
Layton	.317	21	60	11	19	28	4	1	1	12	7	11	1	1
Leiss	.247	117	372	51	92	130	16	5	4	45	49	84	2	14
Maas	.193	22	97	5	11	18	4	0	1	5	7	11	0	4
Masteller	.237	71	198	21	47	68	12	0	3	21	18	19	1	7
McCarthy	.218	25	55	10	12	17	3	1	0	4	4	18	0	1
Meares	.269	116	390	57	105	168	19	4	12	49	15	68	10	17
Merullo	.282	76	195	19	55	74	14	1	1	27	14	27	0	5
Munoz, P	.301	104	376	45	113	184	17	0	18	58	19	86	0	14
Puckett	.314	137	538	83	169	277	39	0	23	99	56	89	3	15
Raabe	.214	6	14	4	3	3	0	0	0	1	1	0	0	0
Reboulet	.292	87	216	39	63	86	11	0	4	23	27	34	1	3
Stahovnik	.266	94	263	28	70	98	19	0	3	23	30	61	5	3
Walbeck	.257	115	393	40	101	124	1	1	44	25	71	3	11	3
TOTALS	.279	144	5005	703	1398	2096	270	34	120	662	471	916	105	152

Pitching: (28th in Majors)

PLAYER	W	L	ERA	G	GS	CG	SHO	SV	IP	H	R	ER	HR	BB	SO
Aguilera	1	1	2.52	22	0	0	0	12	25.0	20	7	7	2	6	29
Campbell	0	0	4.56	6	0	0	0	0	8.2	8	5	5	0	5	5
Erickson	4	6	5.95	15	15	0	0	0	87.2	102	61	58	11	32	45
Guardado	4	9	5.12	51	5	0	0	2	91.1	99	54	52	13	45	71
Guthrie	5	3	4.46	36	0	0	0	0	42.1	47	22	21	5	16	48
Harris	0	5	8.82	7	6	0	0	0	32.2	50	35	32	5	16	21
Hawkins	2	3	8.67	6	6	1	0	0	27.0	39	29	26	3	12	9
Horsman	0	0	7.00	6	0	0	0	0	9.0	12	8	7	2	4	4
Klingensbeck	0	2	8.57	18	4	0	0	0	48.1	69	48	46	16	24	27
Mahomes	4	10	6.37	47	7	0	0	3	94.2	100	74	67	22	47	67
Munoz, O	2	1	5.60	10	3	0	0	0	35.1	40	28	22	6	17	25
Parra	1	5	7.59	12	12	0	0	0	61.2	83	59	52	11	22	29
Radke	11	14	5.32	29	28	2	1	0	181.0	195	112	107	32	47	75
Robertson	2	0	3.83	25	4	1	0	0	51.2	48	28	22	4	31	38
Rodriguez	5	6	5.38	16	16	0	0	0	90.0	93	64	54	8	47	45
Santof	0	0	5.30	11	0	0	0	0	18.2	16	11	11	7	16	17
Schullstrom	0	0	6.89	37	0	0	0	0	47.0	66	36	36	8	22	21
Stevens	5	4	5.07	56	0	0	0	10	65.2	74	40	37	14	32	47
Japani	6	11	4.92	20	20	3	1	0	133.2	155	79	73	21	34	88
Trombly	4	8	5.62	20	18	0	0	0	97.2	107	68	61	18	42	68
Watkins	0	0	5.40	27	0	0	0	0	21.2	22	14	13	2	11	11
Willis	0	0	94.50	3	0	0	0	0	0.2	5	7	7	0	5	0
TOTALS	56	88	5.76	144	7	7	2	27	1272.2	1450	889	815	210	533	790

TEN-OR-MORE YEARS WITH TWINS

PLAYER	YEARS	PLAYER	YEARS
Joe Mauer	15 (2004-18)	Rick Aguilera	11 (1989-99)
Tony Oliva	15 (1962-76)	Bert Blyleven	11 (1970-76, 85-88)
Harmon Killebrew	14 (1961-74)	Denny Hocking	11 (1993-03)
Kent Hrbek	14 (1981-94)	Justin Morneau	11 (2003-13)
Jim Kaat	13 (1961-73)	Michael Cuddyer	11 (2001-11)
Glen Perkins	12 (2006-17)	Bob Allison	10 (1961-70)
Randy Bush	12 (1982-93)	Greg Gagne	10 (1983-92)
Rod Carew	12 (1967-78)	Gary Gaetti	10 (1981-90)
Torii Hunter	12 (1997-2007, 15)	Jim Perry	10 (1963-72)
Kirby Puckett	12 (1984-95)	Rich Reese	10 (1964-73)
Brad Radke	12 (1995-06)	Roy Smalley	10 (1976-82, 85-87)
Eddie Guardado	12 (1993-03, 08)		

1996 TWINS STATISTICS

Batting: (3rd in A.L.)

PLAYER	AVG	G	AB	R	H	TB	2B	3B	HR	RBI	BB	SO	SB	GDP
Becker	.291	148	525	92	153	228	31	4	12	71	68	118	19	14
Brede	.300	10	20	2	6	8	0	1	0	2	1	5	0	1
Coomer	.296	95	233	34	69	119	12	1	12	41	17	24	3	10
Cordova	.309	145	569	97	176	272	46	1	16	111	53	96	11	18
Durant	.210	40	81	15	17	32	3	0	0	5	10	15	3	2
Helt	.276	85	87	8	24	32	5	0	1	16	10	8	6	3
Hocking	.287	49	122	16	25	34	6	0	1	10	8	24	3	3
Hollins	.242	121	422	71	102	167	26	0	13	53	71	102	6	9
Kelly	.323	98	322	41	104	147	17	4	6	47	23	53	10	17
Knoblauch	.341	153	578	140	197	299	35	14	13	72	98	74	45	9
Lawton	.258	79	252	34	65	92	7	1	6	42	28	28	4	6
Meares	.267	152	517	66	138	202	26	7	8	67	17	90	9	19
Molitor	.341	161	660	99	225	309	41	8	9	113	56	72	18	21
Myers	.286	97	329	37	94	140	22	3	6	47	19	52	0	11
Quintan	.000	4	6	0	0	0	0	0	0	0	0	3	0	0
Raabe	.222	7	9	0	2	2	0	0	0	1	0	1	0	0
Reboulet	.222	107	234	20	52	61	9	0	0	23	25	34	4	10
Stahovniak	.284	130	405	72	115	190	30	3	13	61	59	114	3	9
Walbeck	.223	63	215	25	46	64	10	0	2	24	9	34	3	6
Walker	.256	25	82	8	21	27	6	0	0	4	13	2	2	4
TOTALS	.288	162	5673	877	1633	2413	332	47	118	812	576	958	143	172

Pitching: (12th in A.L.)

PLAYER	W	L	ERA	G	GS	CG	SHO	SV	IP	H	R	ER	HR	BB	SO
Aguilera	8	6	5.42	19	19	2	0	0	111.1	124	69	67	20	27	83
Aldred	6	5	5.09	25	17	0	0	0	122.0	134	73	69	20	42	75
Bennett	2	0	7.90	24	0	0	0	1	27.1	33	24	24	7	16	13
Guardado	6	5	5.25	83	0	0	0	4	73.2	61	45	43	12	33	74
Hansell	3	0	5.69	50	0	0	0	3	74.1	83	48	47	14	31	46
Hawkins	1	1	8.20	7	6	0	0	0	26.1	42	24	24	8	9	24
Klingenbeck	1	1	7.85	10	3	0	0	0	28.2	42	28	25	5	10	15
Mahomes	1	4	7.20	20	5	0	0	0	45.0	63	38	36	10	27	30
Michin	2	1	8.31	26	0	0	0	0	21.2	31	21	20	6	12	19
Miller	1	2	9.23	7	7	0	0	0	26.1	45	29	27	7	9	15
Nauly	3	2	3.79	49	0	0	0	4	57.0	43	26	24	4	5	35
Parra	5	5	6.04	27	3	1	0	0	70.0	88	47	47	15	27	57
Radek	11	16	4.46	36	31	2	3	0	232.0	231	126	115	40	57	148
Robertson	7	17	5.12	26	3	2	3	0	186.1	197	113	106	22	116	114
Rodriguez	13	14	5.05	38	33	3	0	2	206.2	218	129	116	27	78	110
Serafini	0	1	10.38	1	1	0	0	0	4.1	7	5	5	1	2	1
Stevens	3	3	4.66	49	0	0	0	11	58.0	58	31	30	12	25	29
Trombley	5	1	3.01	43	0	0	0	6	68.2	61	24	23	2	25	57
TOTALS	78	84	5.28	162	13	5	31	1439.2	1561	900	844	233	581	959	

1997 TWINS STATISTICS

Batting: (3rd in A.L.)

PLAYER	AVG	G	AB	R	H	TB	2B	3B	HR	RBI	BB	SO	SB	GDP
Becker	.264	132	443	61	117	175	22	3	10	45	62	130	17	4
Brede	.274	61	190	25	52	74	11	1	3	21	21	38	7	1
Celbrunn	.281	70	217	24	61	90	14	0	5	26	8	38	1	4
Coomer	.298	140	323	63	156	229	30	2	13	86	22	91	4	11
Cordova	.246	103	378	44	93	164	18	4	15	51	30	92	5	13
Hocking	.257	115	293	28	65	112	12	4	2	25	18	51	3	6
Hunter	0	0	0	0	0	0	0	0	0	0	0	0	0	0
Jackson	.254	49	130	19	33	46	2	1	3	21	4	21	2	2
Kelly	.287	75	247	39	71	109	19	2	5	37	17	50	7	4
Knoblauch	.291	156	611	117	178	251	26	10	9	58	84	84	62	11
Latham	.182	15	22	4	4	5	1	0	0	1	0	8	0	0
Lawton	.248	142	460	74	114	191	29	3	14	60	76	81	7	7
Meares	.276	134	439	63	121	180	23	3	10	60	18	86	7	9
Miller,D	.273	25	66	5	18	25	1	0	2	13	2	12	0	2
Molitor	.305	135	538	63	164	234	32	4	10	89	45	73	11	4
Myers	.267	62	165	24	44	72	11	1	5	28	16	29	0	4
Ortiz	.327	15	46	10	16	22	3	0	1	6	2	19	0	1
Stahovniak	.229	61	275	33	63	110	17	0	10	33	24	73	5	7
Steinbach	.248	122	447	60	111	176	27	1	12	54	35	106	6	14
Valentin	.286	4	7	1	2	2	0	0	0	0	0	3	0	0
Walker	.237	52	156	15	37	55	7	1	3	16	11	30	7	5
Walkers	.111	162	18	0	2	2	0	0	0	1	0	6	0	1
TOTALS	.270	162	5634	772	1522	2303	305	40	132	730	495	1121	151	117

Pitching: (12th in A.L.)

PLAYER	W	L	ERA	G	GS	CG	SHO	SV	IP	H	R	ER	HR	BB	SO
Aguilera	5	4	3.82	61	0	0	0	26	68.1	65	29	29	9	22	68
Aldred	2	10	7.68	17	15	0	0	0	77.1	102	66	66	20	28	33
Bowers	0	3	8.05	5	5	0	0	0	19.0	27	20	17	2	8	7
Guardado	0	4	3.91	69	0	0	0	1	46.0	45	23	20	7	17	54
Hawkins	6	12	5.84	20	20	0	0	0	103.1	134	71	67	19	47	58
Jarvis	0	0	12.46	6	2	0	0	0	13.0	23	18	18	4	8	9
Miller,I	1	5	7.63	13	7	0	0	0	48.1	64	49	41	8	23	26
Nauly	1	1	5.87	29	0	0	0	1	30.2	29	20	20	8	10	23
Olson	0	0	18.36	15	0	0	0	0	8.1	19	17	17	0	11	6
Radek	20	10	3.75	35	35	4	2	0	239.2	238	114	103	28	48	174
Ritchie	2	3	4.58	42	0	0	0	0	74.2	87	41	38	11	28	44
Robertson	8	12	5.69	31	26	0	0	0	147.0	169	105	93	19	70	69
Rodriguez	3	6	4.62	43	15	0	0	0	142.1	147	82	73	12	60	65
Serafini	2	1	3.42	6	4	1	0	0	26.1	27	11	10	1	11	15
Stevens	1	3	9	6	6	0	0	0	23.0	41	23	23	8	17	16
Swindell	7	4	3.58	65	1	0	0	1	115.2	102	46	46	12	25	75
Jewksbury	8	13	4.22	26	26	5	2	0	168.2	200	83	79	12	31	92
Trombley	2	3	4.37	67	0	0	0	1	82.1	77	43	40	7	31	74
TOTALS	68	94	5.00	162	10	4	30	1434.0	1596	861	796	187	495	908	

1998 TWINS STATISTICS

Batting: (9th in A.L.)

PLAYER	AVG	G	AB	R	H	TB	2B	3B	HR	RBI	BB	SO	SB	GDP
Coomer	.276	137	529	54	146	215	22	1	15	72	18	72	2	22
Cordova	.253	119	438	52	111	165	20	2	10	69	50	103	3	14
Gates	.249	107	333	31	83	107	15	0	3	42	36	46	3	6
Hocking	.202	110	198	32	40	57	6	1	3	15	16	44	2	2
Hunter	.235	6	17	0	4	7	1	0	0	0	2	6	0	0
Koskie	.138	11	29	2	6	7	0	0	0	2	2	10	0	0
Latham	.160	34	94	14	15	19	0	0	1	5	13	36	4	0
Lawton	.278	152	557	91	155	266	36	6	21	77	86	84	16	10
Mearns	.260	149	543	56	141	200	26	3	9	70	24	86	7	12
Merced	.289	63	204	22	59	86	12	0	5	33	17	29	1	4
Mientkiewicz	.200	8	25	1	5	6	1	0	0	2	4	3	1	0
Molitor	.281	126	502	75	141	192	29	5	4	69	45	41	9	19
Nixon	.297	110	448	71	133	154	6	6	1	20	44	56	37	14
Ochoa	.257	94	249	35	64	88	14	2	2	25	10	35	6	7
Ortiz	.277	86	278	47	77	124	20	0	9	46	39	72	1	8
Pierzynski	.300	7	10	1	3	3	0	0	0	1	1	2	0	0
Shave	.250	19	40	7	10	16	3	0	1	5	3	10	1	0
Stahovik	.105	9	19	1	2	5	0	0	1	1	0	7	0	0
Steinbach	.242	124	427	45	102	173	25	2	14	54	38	89	0	16
Valentin	.188	55	162	11	32	50	7	1	3	18	11	30	0	0
Walker	.316	143	528	84	167	250	41	3	12	62	47	65	19	13
Pitchers	.313	162	16	1	5	5	0	0	0	1	0	9	0	0
TOTALS	.266	162	5641	734	1499	2193	285	32	115	691	506	915	112	155

Pitching: (8th in A.L.)

PLAYER	W	L	ERA	G	GS	CG	SHO	SV	IP	H	R	ER	HR	BB	SO
Aguilera	4	9	4.24	68	0	0	0	38	74.1	75	35	35	8	15	57
Baptist	0	1	5.67	13	0	0	0	0	27.0	34	18	17	5	11	11
Carrasco	4	2	4.38	63	0	0	0	1	61.2	75	30	30	4	31	46
Guardado	3	1	4.52	79	0	0	0	0	65.2	66	34	33	10	28	53
Hawkins	7	14	5.25	33	33	0	0	0	190.1	227	126	111	27	61	105
Miller	0	2	3.86	14	0	0	0	0	23.1	25	10	10	0	11	23
Milton	8	14	5.64	32	32	1	0	0	172.1	195	113	108	25	70	107
Morgan	4	2	3.49	18	17	0	0	0	98.0	108	41	38	13	24	50
Neuily	0	2	4.94	19	0	0	0	0	23.2	25	16	13	3	10	15
Radtke	12	14	4.30	32	32	5	0	1	213.2	238	109	102	23	43	146
Rodriguez	0	0	5.63	15	0	0	0	0	24.0	30	17	15	6	9	21
Rodriguez	4	6	6.56	20	11	0	0	0	70.0	88	58	51	5	30	62
Sampson	1	0	1.56	5	2	0	0	0	17.1	10	3	3	0	6	16
Serafini	7	4	6.48	28	9	0	0	0	75.0	95	58	54	10	29	46
Swindell	3	3	3.66	52	0	0	0	2	66.1	67	27	27	10	18	45
Jewksbury	7	13	4.79	26	25	1	0	0	148.1	174	82	79	19	20	60
Trombley	6	5	3.63	77	1	0	0	1	96.2	90	41	39	16	41	89
TOTALS	70	92	4.75	162	7	7	8	42	1447.2	1622	818	764	180	457	952

1999 TWINS STATISTICS

Batting: (11th in A.L.)

PLAYER	AVG	G	AB	R	H	TB	2B	3B	HR	RBI	BB	SO	SB	GDP
Allen	.277	137	481	69	133	190	21	3	10	46	37	89	14	10
Coomer	.263	127	467	53	123	198	25	3	16	65	30	69	2	16
Cordova	.285	124	425	62	121	191	28	3	14	70	48	96	13	22
Cummings	.263	116	38	10	13	0	0	0	1	9	3	4	2	2
Davidsons	.136	12	22	3	3	3	0	0	0	0	0	4	0	0
Gates	.255	110	306	40	78	104	13	2	3	38	44	56	1	11
Guzman	.226	131	420	47	95	116	12	3	1	26	22	90	9	5
Hocking	.267	136	386	47	103	146	18	2	7	41	22	54	11	10
Hunter	.255	135	384	52	98	146	17	2	9	35	26	72	10	9
Jones	.289	95	322	54	93	148	24	2	9	44	17	63	3	7
Koskie	.310	117	342	42	106	160	21	0	11	58	40	72	4	6
Latham	.091	14	22	1	2	2	0	0	0	3	0	13	0	0
Lawton	.259	118	406	58	105	144	18	0	7	54	57	42	26	11
Mientkiewicz	.229	118	327	34	75	108	21	3	2	32	43	51	1	13
Ortiz	.000	10	20	0	0	0	0	0	0	0	5	12	0	0
Ortiz	.273	9	22	3	6	8	2	0	0	3	1	4	0	0
Perkins	.284	101	338	35	96	132	16	4	4	42	38	54	4	2
Radtke	.248	78	218	22	54	83	12	1	5	28	22	39	0	2
Walker	.279	143	531	62	148	211	37	4	6	46	52	83	18	15
Pitchers	.056	161	18	0	1	1	0	0	0	3	8	0	0	0
TOTALS	.264	161	5495	686	1450	2110	285	30	105	643	500	978	118	151

Pitching: (9th in A.L.)

PLAYER	W	L	ERA	G	GS	CG	SHO	SV	IP	H	R	ER	HR	BB	SO
Aguilera	3	1	1.27	17	0	0	0	6	21.1	10	3	3	2	2	13
Carrasco	2	3	4.96	39	0	0	0	1	49.0	48	29	27	3	18	35
Guardado	2	5	4.50	63	0	0	0	2	48.0	37	24	24	6	25	50
Hawkins	10	14	6.66	33	33	1	0	0	174.1	238	136	129	29	60	103
Lincoln	3	10	6.84	18	15	0	0	0	76.1	102	59	58	11	26	27
Mays	6	11	4.37	49	20	2	1	0	171.0	179	92	83	24	67	115
Miller	2	2	2.72	52	0	0	0	0	49.2	55	19	15	3	16	40
Milton	7	11	4.49	34	34	5	2	0	206.1	190	111	103	28	63	163
Perkins	1	7	6.54	29	12	0	0	0	86.2	117	69	63	14	43	44
Radtke	12	14	3.75	33	33	4	0	0	218.2	239	97	91	28	4	121
Rodriguez	0	0	12.46	3	0	0	0	0	8.0	8	12	7	1	4	0
Ruth	0	1	11.57	5	0	0	0	0	4.2	6	12	6	1	5	1
Redman	1	0	8.53	5	1	0	0	0	12.2	17	13	12	3	7	11
Romero	0	0	3.72	5	0	0	0	0	9.2	13	4	4	0	0	4
Ryan	1	4	4.87	8	8	1	0	0	40.2	46	23	22	9	17	15
Sampson	3	2	8.11	30	4	0	0	0	71.0	107	65	64	17	34	56
Trombley	2	8	4.33	75	0	0	0	24	87.1	93	42	42	15	28	82
Wells	8	3	3.81	76	0	0	0	1	87.1	79	41	37	8	28	44
TOTALS	63	97	5.00	161	13	8	34	1423.1	1591	845	791	208	487	927	

2000 TWINS STATISTICS

Batting: (10th in A.L.)

PLAYER	AVG	G	AB	R	H	2B	3B	HR	RBI	SH	SF	1B	BB	SO	SB	CS	E	OBP
Allen	.300	15	50	2	15	3	0	7	0	0	0	1	3	14	0	0	2	.345
Ardoin	.125	15	32	4	4	1	0	1	5	0	0	0	8	10	0	0	1	.300
Barnes	.351	11	37	5	13	4	0	2	0	0	0	2	2	6	0	1	0	.415
Blake	.188	7	16	1	3	2	0	0	1	0	1	1	3	7	0	0	0	.333
Buchanan	.232	80	322	10	119	3	21	1	8	0	2	1	8	22	0	2	0	.301
Carivazo	.269	103	346	43	139	24	1	7	40	0	0	4	24	57	4	2	2	.318
Coomer	.270	140	544	64	147	24	1	16	82	0	0	4	36	50	2	0	5	.317
Cummings	.276	77	181	28	50	10	0	4	22	1	0	3	11	25	0	0	0	.328
Guzman	.247	156	631	89	156	25	20	8	54	7	4	2	46	101	28	10	22	.299
Hocking	.298	134	373	52	111	24	4	4	47	7	5	0	48	77	7	5	5	.373
Hunter	.280	99	336	44	94	14	7	5	44	0	2	2	18	68	4	3	3	.318
Huskey	.223	64	215	22	48	13	0	5	27	0	3	2	25	49	0	2	3	.306
Jensen	.209	52	139	16	29	7	1	3	14	1	0	0	24	36	0	1	2	.325
Jones	.285	154	523	66	149	26	5	19	76	1	0	0	26	111	7	5	2	.319
Koskie	.300	146	474	79	142	32	4	9	65	1	3	4	77	104	9	4	12	.400
Lawton	.305	156	561	84	171	44	2	13	88	0	5	7	91	63	23	7	5	.405
LeRoy	.174	56	167	18	29	10	0	5	17	1	3	2	17	38	0	0	4	.254
Maswell	.243	64	111	14	27	6	0	0	11	0	3	1	9	32	2	1	6	.298
Mientkiewicz	.429	3	14	0	6	0	0	0	1	0	0	0	0	0	0	0	0	.400
Mosler	.211	48	128	13	27	3	0	1	3	1	1	0	9	33	0	0	6	.261
Ortiz	.282	130	415	59	117	36	1	10	63	0	6	0	57	81	1	0	1	.364
Pierzynski	.307	33	88	12	27	5	1	2	11	0	1	2	5	14	1	0	0	.354
Rivas	.310	16	58	8	18	4	1	0	6	2	2	0	2	4	2	0	1	.323
Walker	.234	23	77	14	18	1	0	2	8	0	3	0	7	10	3	0	4	.287
Pitchers	.176	162	17	1	3	2	0	0	0	2	0	0	0	9	0	0	14	.176
TOTALS	.270	162	5615	748	1516	325	49	116	711	24	51	35	556	1021	90	45	102	.337

Pitching: (11th in A.L.)

PLAYER	W	L	ERA	G	GS	CG	SH	SV	IP	H	R	ER	HR	HB	BB	SO	WP	BK	BAA
Bergman	4	5	9.66	15	14	0	0	0	68.0	111	76	73	18	2	33	35	2	0	.374
Carrasco	4	3	4.25	61	0	0	0	1	72.0	75	38	34	6	3	33	57	14	0	.271
Cressend	0	0	5.27	11	0	0	0	0	13.2	20	8	8	0	0	6	6	0	0	.364
Guardado	7	4	3.94	70	0	0	0	9	61.2	55	27	27	14	1	25	52	1	1	.238
Hawkins	2	5	3.39	66	0	0	0	14	87.2	85	34	33	7	1	32	59	6	0	.256
Kinney	2	2	5.10	8	8	0	0	0	42.1	41	26	24	7	0	25	24	4	0	.261
Lincoln	0	3	10.89	8	4	0	0	0	20.2	36	25	25	10	2	13	15	1	0	.383
Mays	7	15	5.56	51	28	2	1	0	180.1	193	105	99	20	2	67	102	11	0	.299
Miller	2	3	3.90	67	0	0	0	0	67.0	83	35	29	4	1	32	62	2	0	.297
Milton	13	10	4.86	33	33	0	0	0	200.0	205	123	108	35	7	44	160	5	0	.260
Mota	0	0	8.44	4	0	0	0	0	5.1	10	5	5	1	0	1	3	1	0	.370
Radke	12	16	4.45	34	34	4	1	0	226.2	261	119	112	27	5	51	141	5	0	.286
Redman	12	9	4.76	32	34	4	0	0	151.1	168	81	80	22	3	45	117	6	0	.281
Romero	2	7	7.02	12	11	0	0	0	57.2	72	51	45	8	1	30	50	2	1	.312
Ryan	0	1	7.62	16	1	0	0	0	26.0	37	24	22	8	1	10	19	2	0	.330
Santana	2	3	6.49	30	5	0	0	0	86.0	102	64	62	11	2	54	64	5	2	.302
Wells	0	7	3.65	76	0	0	0	10	86.1	80	39	35	14	4	15	76	1	0	.247
TOTALS	69	93	5.14	162	6	4	35	1432.2	1634	880	819	212	35	516	1042	68	4	.287	

2001 TWINS STATISTICS

Batting: (4th in A.L.)

PLAYER	AVG	G	AB	R	H	2B	3B	HR	RBI	SH	SF	1B	BB	SO	SB	CS	E	OBP
Allen	.263	57	175	20	46	13	2	4	20	0	1	0	19	37	1	2	2	.333
Barnes	.048	7	21	1	7	1	0	0	0	0	0	0	1	3	0	0	2	.130
Blake	.318	10	22	1	7	1	0	0	2	0	0	1	8	0	0	0	1	.400
Buchanan	.274	69	197	28	54	12	0	10	32	0	1	2	19	58	1	1	2	.342
Cuddyer	.222	8	18	1	4	2	0	0	1	0	0	0	2	6	1	0	1	.300
Guzman	.302	118	493	80	149	28	14	10	51	8	0	5	21	78	25	8	21	.337
Hocking	.251	112	327	34	82	16	2	3	25	4	1	2	29	67	6	1	5	.315
Hunter	.261	148	564	82	147	32	5	27	92	1	1	8	29	125	9	6	4	.306
Jones	.276	149	475	57	131	25	0	14	49	2	0	3	39	92	12	9	5	.335
Kielty	.250	37	104	8	26	8	0	2	14	0	5	1	8	25	3	0	3	.297
Koskie	.276	153	562	100	155	37	2	26	103	0	7	12	68	118	27	6	15	.362
Lawton	.283	103	376	71	110	25	0	10	51	0	2	3	63	46	19	6	4	.396
LeRoy	.425	15	40	6	17	5	0	3	12	0	1	1	8	0	0	0	4	.429
Maswell	.191	39	68	4	13	4	0	1	10	1	0	0	9	23	2	0	2	.286
McCracken	.219	24	64	7	14	2	0	2	4	3	1	0	0	13	0	1	0	.275
Mientkiewicz	.306	151	543	77	166	39	1	15	74	0	7	9	67	92	2	6	4	.387
Mohr	.235	20	51	6	12	2	0	0	4	0	1	0	5	17	1	1	0	.298
Ortiz	.234	89	303	46	71	17	1	18	48	1	2	1	40	68	1	0	0	.324
Pierzynski	.289	114	381	51	110	33	2	7	55	1	3	4	16	57	1	7	10	.322
Prince	.219	64	196	19	43	4	1	7	23	0	1	6	12	39	3	1	0	.284
Rivas	.266	153	563	70	150	21	6	7	47	5	5	6	40	99	31	11	15	.319
Pitchers	.353	19	17	2	6	2	0	0	1	1	0	0	0	4	0	0	1	.353
TOTALS	.272	162	5560	771	1514	328	38	164	717	25	38	64	495	1083	146	67	96	.337

DID YOU Know?

...that only once in their 59 seasons have the Twins won three games in a row by the same score. They beat Boston on September 3, 1987, 2-1, and followed with 2-1 victories over Milwaukee the next two days, all three of which took place in the Metrodome. The Twins have twice lost three games in a row by the same score. They were 2-1 games, July 21-23, 1967, at California, and 4-3 decisions, May 2-4, 1988, the first two coming at Milwaukee and the third at Baltimore.

2001 TWINS STATISTICS

Pitching: (7th in A.L.)

PLAYER	W	L	ERA	G	GS	CG	SH	SV	IP	H	R	ER	HR	HB	BB	SO	WP	BK	BAA	
Balfour	0	0	13.50	2	0	0	0	0	2.2	3	4	2	0	0	2	0	0	0	.333	
Carrasco	4	3	4.64	56	0	0	0	1	73.2	77	40	38	8	0	30	70	7	1	.277	
Cressend	3	2	3.67	44	0	0	0	0	56.1	50	24	23	6	1	16	40	2	0	.237	
Duvall	0	0	7.71	8	0	0	0	0	4.2	7	4	4	1	0	2	4	1	0	.368	
Fiore	0	1	5.68	4	0	0	0	0	6.1	5	4	4	4	0	2	5	0	0	.208	
Guardado	7	1	3.51	67	0	0	0	0	128	66.2	47	27	26	5	1	29	67	4	0	.194
Hawkins	1	3	8.28	62	0	0	0	0	28	54.1	59	34	34	6	3	39	36	7	0	.291
Johnson	1	2	8.28	67	4	0	0	0	25.0	32	25	23	7	3	6	5	13	7	0	.323
Jones	1	0	3.26	24	0	0	0	2	19.1	27	8	7	3	0	7	15	0	0	.333	
Lohse	4	7	5.68	19	16	0	0	0	90.1	102	60	57	16	8	29	64	5	0	.284	
Mays	17	13	3.16	34	34	4	2	0	233.2	205	87	82	25	5	64	123	11	0	.235	
Miller	1	4	4.81	45	0	0	0	0	48.2	54	30	26	5	1	20	30	1	0	.283	
Milton	15	7	4.32	35	34	2	1	0	220.2	222	109	106	35	5	61	157	2	0	.257	
Radke	15	11	3.94	33	33	6	2	0	226.0	235	105	99	24	10	26	137	4	1	.271	
Redman	2	4	4.22	9	9	0	0	0	49.0	57	26	23	6	0	19	29	6	0	.286	
Reed	4	6	5.19	12	12	0	0	0	67.2	92	45	39	12	4	14	43	1	0	.325	
Rincon	0	0	6.35	4	0	0	0	0	5.2	7	5	4	1	0	5	4	0	0	.318	
Romero	1	4	8.23	14	11	0	0	0	65.0	71	48	45	10	1	24	39	1	0	.277	
Santana	1	0	4.74	15	4	0	0	0	43.2	50	25	23	6	3	16	28	3	0	.272	
Thomas	0	2	9.37	5	5	0	0	0	16.1	20	17	17	6	1	14	6	2	0	.303	
Wells	8	5	5.11	65	0	0	0	2	68.2	72	39	39	12	10	18	49	0	0	.273	
TOTALS	85	77	4.51	162	12	8	45	1441.1	1494	766	723	192	56	445	965	58	2	.268		

2002 TWINS STATISTICS

Batting: (5th in A.L.)

PLAYER	AVG	G	AB	R	H	2B	3B	HR	RBI	SH	SF	HB	BB	SO	SB	CS	E	OBP
Blake	.200	9	20	2	4	1	0	0	1	0	0	0	2	7	0	0	2	.273
Buchanan	.252	44	135	19	34	5	1	5	15	0	0	2	6	33	2	1	0	.294
Canizaro	.214	38	112	14	24	8	1	0	11	1	2	1	0	22	0	1	3	.280
Cuddyer	.259	41	112	12	29	7	0	4	13	1	1	1	8	30	2	0	1	.311
Guzman	.273	148	623	80	170	31	6	9	59	8	6	2	17	79	12	13	12	.292
Hocking	.250	102	260	28	65	13	0	2	29	4	5	1	24	44	0	2	10	.310
Hunter	.289	148	561	89	162	37	4	29	94	0	3	5	35	118	23	8	3	.334
Jones	.300	149	577	96	173	37	2	27	85	4	2	5	37	126	6	5	5	.341
Kielty	.291	112	289	49	84	14	3	12	46	0	2	5	52	66	4	1	0	.405
Koskie	.267	140	490	71	131	37	3	15	69	0	5	9	72	127	10	11	12	.368
Lamb	.100	7	10	0	1	0	0	0	0	0	0	0	0	0	0	0	0	.100
Lectroy	.260	63	181	19	47	11	1	7	27	0	2	0	13	38	0	2	1	.306
Mientkiewicz	.261	143	467	60	122	29	1	10	64	0	7	6	74	69	1	2	5	.365
Mohr	.269	120	383	55	103	23	2	12	45	2	0	1	31	86	6	3	2	.325
Morris	.000	4	7	0	0	0	0	0	0	0	0	0	0	0	0	0	0	.000
Ortiz	.272	125	412	52	112	32	1	20	75	0	8	3	43	87	1	2	1	.339
Pierzynski	.300	130	440	54	132	31	6	6	49	2	3	11	13	61	1	2	3	.334
Prince	.224	51	125	14	28	7	1	4	16	3	2	4	14	26	1	3	1	.317
Restovich	.308	8	13	3	4	0	0	1	4	0	0	0	1	4	0	0	0	.357
Rivas	.256	93	316	46	81	23	4	4	35	8	0	0	19	51	9	4	5	.305
Ryan	.091	7	11	3	1	0	0	0	0	0	0	0	0	0	0	0	0	.091
Sears	.333	7	12	2	4	2	0	0	0	0	0	0	1	0	0	0	0	.333
Valentin	.500	4	4	0	2	0	0	0	0	0	0	0	0	0	0	0	0	.500
Pitchers	.227	161	222	0	5	0	0	0	0	1	1	0	1	6	0	0	8	.261
TOTALS	.272	161	5582	768	1518	348	36	167	731	34	52	56	472	1089	79	62	74	.332

Pitching: (6th in A.L.)

PLAYER	W	L	ERA	G	GS	CG	SH	SV	IP	H	R	ER	HR	HB	BB	SO	WP	BK	BAA
Cressend	0	1	5.91	23	0	0	0	0	32.0	40	25	21	6	1	19	22	1	0	.305
Fiore	10	3	3.16	48	2	0	0	0	91.0	74	32	32	10	5	43	55	2	0	.224
Frederick	0	0	10.03	8	0	0	0	0	11.2	13	13	13	3	0	10	5	2	0	.283
Guardado	1	3	2.93	68	0	0	0	45	67.2	53	22	22	9	1	18	70	0	0	.215
Hawkins	6	0	2.13	65	0	0	0	0	80.1	63	23	19	5	1	15	63	5	0	.217
Jackson	2	3	3.27	58	0	0	0	0	55.0	59	20	20	5	4	13	29	2	0	.284
Kinney	2	7	4.64	14	12	0	0	0	66.0	78	39	34	13	1	33	45	5	0	.295
Lohse	13	8	4.23	32	31	1	1	0	180.2	181	92	85	26	9	70	124	8	0	.259
Mays	4	8	5.38	17	17	1	0	0	95.1	113	60	57	14	2	25	38	6	0	.292
Miller	0	0	4.50	5	0	0	0	0	4.0	5	2	2	0	0	2	3	0	0	.284
Milton	13	9	4.84	29	29	2	1	0	171.0	173	96	92	24	3	30	121	4	0	.258
Radke	9	5	4.72	21	21	2	1	0	118.1	124	64	62	12	7	20	62	0	0	.272
Reed	15	7	3.78	33	32	2	1	0	188.0	192	89	79	32	6	26	121	1	1	.258
Rincon	0	2	6.28	10	3	0	0	0	28.2	44	23	20	5	0	9	21	2	0	.352
Rodriguez	0	1	14.73	4	0	0	0	0	3.2	8	6	6	0	0	4	1	0	0	.421
Romero	9	2	1.89	81	0	0	0	1	81.0	62	17	17	3	4	36	76	9	0	.213
Santana	8	6	2.99	27	14	0	0	1	108.1	84	41	36	7	1	49	137	15	2	.212
Trombley	0	2	15.75	5	0	0	0	0	4.0	10	7	7	2	0	1	3	0	0	.455
Wells	2	1	5.90	48	0	0	0	0	58.0	78	41	38	8	1	16	30	0	0	.325
TOTALS	84	67	4.12	161	8	9	47	1444.2	1454	712	662	184	45	439	1026	62	3	.261	

TWINS PITCHERS AT THE PLATE*

PITCHER	DATE	OPPONENT	OPPOSING PITCHER	RESULT
Vic Albury	7-12-75	at New York-AL	Pat Dobson	Strikeout
Bill Campbell	7-12-75	at New York-AL	Pat Dobson	Strikeout
Ray Fontenot	8-24-86	Toronto	Tom Henke	Strikeout
Allan Anderson#	6-13-89	Seattle	Jerry Reed	Strikeout
Matt Garza	7-6-07	at Chicago-AL	Gavin Floyd	Strikeout, Groundout, Sac-Bunt
Booby Korecky	5-19-08	Texas	Frank Francisco	Single
Kevin Correia#	8-2-13	Houston	Dallas Keuchel	Sacrifice Bunt

(*) since DH rule became effective in 1973 and non-interleague games (#) pinch-hitter

2003 TWINS STATISTICS

Batting: (3rd in A.L.)

PLAYER	AVG	G	AB	R	H	2B	3B	HR	RBI	SH	SF	HB	BB	SO	SB	CS	E	OBP
Bowen	100	7	10	0	1	0	0	1	0	1	0	1	0	4	0	0	1	.091
Cuddyer	245	34	102	14	25	1	3	4	8	0	0	12	19	1	1	1	3	.325
Ford	329	30	73	16	24	7	1	3	15	1	0	1	8	9	2	0	3	.402
Gomez	251	53	175	14	44	9	3	1	15	2	1	0	7	13	2	1	3	.279
Guzman	268	141	534	78	143	15	14	3	53	12	4	5	30	79	18	9	11	.311
Hoching	239	60	188	29	45	10	2	3	22	3	0	15	37	6	1	3	2	.291
Hunter	250	154	581	33	145	31	4	16	102	1	6	5	50	106	6	1	4	.312
Jones	304	136	517	76	157	33	1	16	69	1	6	4	21	105	13	1	5	.333
Kielty	252	75	238	40	60	13	0	9	32	0	1	3	42	56	6	2	2	.370
Koskie	292	131	469	76	137	29	2	14	69	0	9	7	77	113	11	5	9	.393
Lecroy	287	106	345	39	99	19	0	17	64	0	0	4	25	82	0	1	3	.342
Mientkiewicz	300	138	487	67	146	38	1	11	63	2	6	5	74	55	4	1	4	.393
Mohr	250	111	348	50	87	22	0	10	36	2	3	1	33	106	5	2	6	.314
Morneau	226	40	106	14	24	4	0	4	16	0	0	0	9	30	0	0	1	.287
Pierzynski	312	137	487	63	152	35	3	11	74	2	5	15	24	55	3	1	6	.360
Prieto	091	7	11	1	1	0	0	0	0	0	0	0	4	0	0	0	0	.091
Prince	200	19	40	5	8	2	0	2	5	2	0	2	5	7	1	0	0	.319
Restovich	283	20	53	10	15	3	2	0	5	2	0	1	10	12	0	0	0	.406
Rivas	259	134	475	69	123	16	9	8	43	8	3	5	30	65	17	7	10	.308
Ryan	393	27	61	13	24	7	0	5	13	8	1	1	5	20	12	2	1	.441
Sears	246	23	65	7	16	2	0	2	11	0	1	0	7	15	0	0	1	.324
Stewart	322	65	270	43	87	22	0	6	38	2	3	4	25	36	3	4	1	.384
Pitchers	200	162	20	1	4	0	0	0	0	5	0	0	2	7	0	0	13	.273
TOTALS	277	162	5655	801	1567	318	45	155	755	42	52	63	512	1027	94	44	74	.341

Pitching: (7th in A.L.)

PLAYER	W	L	ERA	G	GS	CG	SH	SV	IP	H	R	ER	HR	HB	BB	SO	WP	BK	BAA
Baldwin	0	1	5.40	10	0	0	0	1	15.0	21	10	9	6	0	4	7	0	0	.333
Balfour	1	0	4.15	17	1	0	0	0	26.0	23	12	12	4	0	14	30	0	0	.235
Fetters	0	0	0.00	5	0	0	0	0	6.0	2	0	0	0	1	1	1	0	0	.100
Fiore	1	1	5.50	21	0	0	0	0	36.0	32	25	22	5	3	21	23	3	0	.242
Guardado	3	5	2.89	66	0	0	0	41	65.1	50	22	21	7	0	14	60	5	0	.207
Hawkins	9	3	1.86	74	0	0	0	2	77.1	69	20	16	4	1	15	75	5	0	.239
Johnson	0	1	47.25	2	0	0	0	0	1.1	8	8	7	1	0	1	0	1	0	.667
Loehse	14	11	4.61	33	33	2	1	0	201.0	211	107	103	28	5	45	130	10	1	.268
Mays	8	8	6.30	31	21	0	0	0	130.0	159	92	91	21	4	39	50	3	0	.302
Milton	1	0	2.65	3	3	0	0	0	17.0	15	5	5	2	0	7	0	0	0	.234
Nakamura	1	0	7.82	12	0	0	0	0	12.2	20	11	4	0	0	2	14	0	0	.339
Orsoco	1	0	5.79	8	0	0	0	0	4.2	4	3	3	0	1	5	3	0	0	.235
Pulido	0	1	4.02	7	1	0	0	0	15.2	15	9	7	0	0	3	6	1	0	.254
Radke	14	10	4.49	33	33	3	1	0	212.1	242	111	106	32	5	28	120	0	0	.288
Reed	6	12	5.07	27	21	2	1	0	135.0	155	80	76	21	5	29	71	3	0	.285
Rincon	5	6	3.68	58	0	0	0	0	85.2	74	38	35	5	4	38	63	7	0	.231
Rogers	13	8	4.57	33	31	0	0	0	195.0	227	108	99	22	11	50	116	6	4	.292
Romero	2	0	5.00	73	0	0	0	0	63.0	66	37	35	7	6	42	50	9	2	.272
Santana	12	3	3.07	45	18	0	0	0	158.1	127	56	54	17	3	47	169	6	2	.216
Thomas	0	1	7.71	3	0	0	0	0	4.2	6	4	4	1	0	3	2	0	0	.316
TOTALS	90	72	4.41	162	7	3	45	1462.0	1526	758	716	187	50	402	997	62	9	.268	

2004 TWINS STATISTICS

Batting: (11th in A.L.)

PLAYER	AVG	G	AB	R	H	2B	3B	HR	RBI	SH	SF	HB	BB	SO	SB	CS	E	OBP
Bartlett	083	8	12	2	1	0	0	1	1	0	0	1	1	1	0	2	1	.154
Bianco	206	114	315	36	65	19	1	10	37	11	3	3	21	96	0	3	7	.260
Borders	286	19	42	3	12	4	0	0	5	1	0	1	0	10	2	0	3	.302
Bowen	111	17	27	1	3	0	0	1	2	1	0	0	4	10	0	0	1	.226
Cuddyer	263	115	339	49	89	22	1	12	45	2	1	3	37	74	5	5	10	.339
Ford	299	154	569	89	170	31	4	15	72	2	7	13	67	75	20	2	4	.381
Guzman	274	145	576	84	158	31	4	8	46	13	4	1	30	64	10	5	12	.309
Hunter	271	138	520	79	141	37	0	23	81	0	2	7	40	101	21	7	4	.330
Jones	254	151	555	69	141	22	1	24	80	2	1	10	40	117	13	10	2	.315
Koskie	251	118	422	68	106	24	2	25	71	0	5	12	49	103	9	3	11	.342
Kubel	300	23	60	10	18	2	0	2	7	0	1	0	6	9	1	1	0	.358
Lecroy	269	98	264	26	78	14	0	9	39	0	2	5	16	60	0	0	2	.321
Mauer	308	95	107	18	33	8	0	6	17	0	3	1	11	14	0	0	2	.369
Mientkiewicz	246	78	284	34	70	18	0	5	25	2	1	3	38	38	2	2	4	.340
Morneau	271	74	280	39	76	17	0	19	58	0	2	2	28	54	0	0	3	.340
Offenham	256	77	172	22	44	14	2	2	22	1	0	0	29	31	1	1	3	.363
Ojeda	339	30	59	16	20	1	0	2	7	2	1	0	10	3	1	1	2	.429
Prieto	250	16	32	4	8	1	0	1	4	0	1	0	3	9	0	1	0	.306
Punto	253	38	91	17	23	0	0	2	12	0	0	0	12	19	6	0	1	.340
Restovich	255	29	47	9	12	3	0	2	6	0	0	0	4	10	0	0	0	.314
Rivas	256	109	336	44	86	19	5	10	34	5	3	1	13	53	15	1	3	.283
Ryan	239	36	71	9	17	2	1	0	47	0	0	0	4	16	1	1	3	.380
Stewart	304	92	378	46	115	17	2	11	47	1	3	1	47	44	5	3	3	.380
Trifiro	273	17	44	7	12	4	0	2	8	0	0	0	3	3	0	0	1	.333
Pitchers	143	162	21	0	5	0	0	0	0	2	2	0	0	0	0	0	17	.143
TOTALS	266	162	5623	780	1494	310	24	191	735	46	40	64	513	982	116	46	101	.332

DID YOU Know?

...that Rich Rollins, Zoilo Versalles, Tony Oliva, Don Mincher and Harmon Killebrew each homered in the 7th inning, June 9, 1966 vs. Kansas City. The five home runs in an inning are an American League record. However it has happened a total of five times in MLB history.

2004 TWINS STATISTICS

Pitching: (1st in A.L.)

PLAYER	W	L	ERA	G	GS	CG	SH	SV	IP	H	R	ER	HR	HB	BB	SO	WP	BK	BAA		
Balfour	4	1	4.35	36	0	0	0	0	39.1	35	19	19	4	2	21	42	3	0	.238		
Beimel	0	0	43.20	3	0	0	0	0	1.2	8	8	8	1	0	2	2	0	0	.615		
Crain	3	0	2.00	22	0	0	0	0	27.0	17	6	6	2	1	12	14	1	0	.179		
Durbin	0	1	7.36	4	1	0	0	0	7.1	12	6	6	0	0	6	6	1	0	.387		
Fultz	3	3	5.04	55	0	0	0	1	50.0	50	28	28	5	1	23	37	3	0	.267		
Gressinger	2	5	5.18	12	9	0	0	0	15.0	22	13	12	5	2	15	36	1	0	.319		
Guerrero	0	9	6.68	9	2	0	0	0	19.0	22	13	11	2	1	6	11	6	0	.293		
Lohse	9	13	5.34	35	34	1	0	0	194.0	240	128	115	28	7	76	111	6	0	.305		
Mullholland	5	9	5.18	39	15	0	0	0	123.1	163	76	71	17	5	33	80	2	0	.327		
Nathan	1	2	1.62	73	0	0	0	44	72.1	48	14	13	3	2	23	69	5	0	.187		
Pulido	0	0	8.74	6	0	0	0	0	11.1	16	13	11	2	1	4	9	0	0	.333		
Radke	11	8	3.48	34	34	1	1	0	219.2	229	92	85	23	6	26	143	2	0	.267		
Rincon	11	6	2.63	77	0	0	2	2	82.0	52	27	24	5	2	32	106	2	0	.181		
Roa	2	3	4.50	48	0	0	0	0	70.0	84	38	35	9	5	24	47	1	0	.297		
Romero	7	4	3.51	74	0	0	0	1	74.1	61	32	29	4	5	38	69	5	0	.224		
Santana	20	6	2.61	34	34	1	1	0	228.0	156	70	66	24	9	54	265	7	0	.192		
Silva	14	8	4.21	33	33	1	1	0	203.0	255	100	95	23	5	35	76	5	1	.310		
Thomas	0	0	16.88	3	0	0	0	0	2.2	2	5	5	0	0	1	0	1	0	.500		
TOTALS	92	70	4.03	162				4	9	48	1476.0	1523	715	161	167	54	451	1123	45	1	.267

2005 TWINS STATISTICS

Batting: (13th in A.L.)

PLAYER	AVG	G	AB	R	H	2B	3B	HR	RBI	SH	SF	HB	BB	SO	SB	CS	E	OBP	
Abernathy	.239	24	67	5	16	1	0	1	6	3	1	1	7	7	9	2	0	.2	.316
Bartlett	.241	74	224	33	54	10	1	3	16	2	1	4	21	37	4	0	7	.316	
Boone	.170	14	53	3	9	0	0	0	3	0	0	1	4	13	0	0	2	.241	
Castro	.257	97	272	27	70	18	1	5	33	9	2	0	9	39	0	1	9	.279	
Cuddyer	.263	126	422	55	111	25	3	12	42	1	3	3	41	93	3	4	15	.330	
Ford	.264	147	522	70	138	30	4	7	53	2	5	16	45	85	13	6	6	.338	
Heintz	.200	8	25	1	5	3	0	0	2	0	0	0	1	6	0	0	0	.231	
Hunter	.269	98	372	63	100	24	1	14	56	0	4	6	34	65	23	7	3	.337	
Jones	.249	142	523	74	130	22	4	23	73	2	4	5	51	120	13	4	4	.319	
LeDoy	.260	101	304	33	79	5	0	17	50	0	3	4	41	85	0	0	3	.354	
Mauer	.294	131	489	61	144	26	2	9	59	0	3	1	61	64	13	1	5	.372	
Miller	.000	5	12	0	0	0	0	0	0	0	0	0	0	0	0	0	0	.000	
Morneau	.239	141	490	62	117	23	4	22	72	4	2	4	44	94	0	2	8	.304	
Punto	.239	112	394	45	94	18	4	4	26	7	2	0	36	86	13	8	9	.301	
Redmond	.311	45	148	17	46	9	0	1	26	2	0	3	6	14	0	0	0	.350	
Rivas	.257	59	136	21	35	3	1	1	12	0	1	2	9	17	4	0	2	.311	
Rodriguez	.269	79	175	21	47	10	2	2	20	6	3	1	18	23	2	2	3	.335	
Ryan	.231	57	117	7	27	5	0	2	13	4	1	0	9	22	1	2	4	.283	
Stewart	.274	132	551	69	151	27	3	10	56	1	5	8	34	73	7	5	0	.323	
Tiffie	.207	54	150	9	31	8	1	1	15	0	1	0	8	15	1	0	6	.245	
Tyner	.321	18	56	8	18	1	1	0	9	0	0	4	4	2	0	0	0	.357	
Williams	.425	13	40	3	17	1	0	0	4	1	0	0	2	2	2	2	2	.452	
TOTALS	.259	162	5564	688	1441	269	32	134	644	42	42	59	485	978	102	44	102	.323	

Pitching: (5th in A.L.)

PLAYER	W	L	ERA	G	GS	CG	SH	SV	IP	H	R	ER	HR	HB	BB	SO	WP	BK	BAA	
Baker	3	3	3.35	10	9	0	0	0	53.2	48	21	20	5	0	14	32	0	0	.241	
Bonney	0	1	5.59	8	0	0	0	0	8.2	10	6	6	2	1	3	12	2	0	.270	
Crasnow	1	5	2.71	75	8	0	0	0	79.2	61	28	24	6	5	29	95	2	0	.219	
Gassner	1	0	5.87	2	2	0	0	0	7.2	9	9	7	0	0	5	1	2	0	.281	
Guerrero	0	3	3.39	43	0	0	0	0	71.2	71	25	27	5	6	3	24	46	3	0	.258
Liriano	1	2	5.70	6	4	0	0	0	23.2	19	15	15	4	0	7	33	0	0	.221	
Lohse	9	13	4.18	31	30	0	0	0	178.2	211	85	83	22	9	44	86	4	1	.299	
Mays	6	10	5.65	31	26	1	1	0	156.0	203	109	98	23	3	41	59	4	0	.318	
Mullholland	0	2	4.27	49	0	0	0	0	59.0	61	30	28	6	2	17	18	3	0	.276	
Nathan	7	4	2.70	69	0	0	0	43	70.0	46	22	21	5	0	22	94	2	0	.183	
Radke	9	12	4.04	31	31	3	1	0	200.2	214	98	90	33	7	23	117	2	0	.272	
Rincon	6	6	2.45	75	0	0	0	0	77.0	63	26	21	2	3	30	84	5	1	.224	
Romero	4	3	3.47	68	0	0	0	0	57.0	50	26	22	6	6	39	48	1	1	.235	
Santana	16	7	2.87	33	33	3	2	0	231.2	180	77	74	22	1	45	238	8	0	.210	
Silva	9	8	3.44	27	27	2	0	0	188.1	212	85	72	25	3	9	71	0	0	.280	
TOTALS	83	79	3.71	162	162	9	8	44	1464.1	1458	662	604	169	43	348	965	35	4	.261	

2006 TWINS STATISTICS

Batting: (1st in A.L.)

PLAYER	AVG	G	AB	R	H	2B	3B	HR	RBI	SH	SF	HB	BB	SO	SB	CS	E	OBP
Bartlett	.309	99	333	44	103	18	2	2	32	1	5	11	22	46	10	5	13	.367
Casilla	.250	9	4	1	1	0	0	0	0	0	0	0	2	1	0	0	0	.500
Castillo	.296	142	584	84	173	22	6	3	49	9	2	1	56	58	25	11	6	.358
Cuddyer	.284	150	557	102	158	41	5	24	109	0	6	10	62	130	6	0	5	.362
Ford	.226	104	234	40	53	6	1	4	18	1	0	4	16	43	9	1	2	.287
Heintz	.000	2	1	0	0	0	0	0	0	0	0	0	0	0	0	0	0	.000
Hunter	.278	147	557	86	155	21	2	31	98	0	4	5	45	108	12	6	4	.336
Kubel	.241	73	220	23	53	8	0	8	26	2	1	0	12	45	2	0	2	.279
Mauer	.347	140	521	38	181	36	4	13	88	0	7	1	79	54	3	4	4	.399
Morneau	.321	157	582	97	190	37	4	1	34	13	0	11	7	53	93	3	8	.375
Nevin	.190	16	42	2	8	1	0	1	4	1	1	0	0	10	15	0	0	.340
Punto	.290	135	459	73	133	21	7	1	45	10	7	1	47	68	17	5	13	.352
Rabe	.286	24	49	8	14	1	0	3	7	0	0	0	2	11	0	1	2	.314
Redmond	.341	47	179	20	61	13	0	0	23	1	2	4	4	18	0	0	0	.365
Rodriguez	.235	59	115	11	27	4	0	2	6	2	1	0	14	16	0	0	2	.315
Stewart	.293	44	174	21	51	5	1	2	21	0	1	1	14	19	3	1	1	.347
Tiffie	.244	20	45	4	11	1	0	2	6	0	0	0	4	8	0	1	2	.306
Tyner	.312	62	218	29	68	5	2	0	18	0	2	1	11	18	4	2	1	.345
White	.246	99	337	32	83	17	1	7	38	0	3	4	11	54	1	1	0	.276
Pitchers	.105	162	19	1	2	0	0	0	1	3	0	0	1	10	0	0	6	.150
TOTALS	.287	162	5602	801	1608	275	34	143	754	31	55	50	490	872	101	42	84	.347

2006 TWINS STATISTICS

Pitching: (2nd in A.L.)

PITCHER	W	L	ERA	G	GS	SH	SV	IP	H	R	ER	HR	HB	BB	SO	WP	BK	BAA	
Baker	5	8	6.37	16	16	0	0	83.1	114	63	59	17	3	16	62	0	0	.324	
Bonser	7	5	4.22	18	18	0	0	100.1	104	50	47	18	1	24	84	2	0	.267	
Crain	4	5	3.52	68	0	0	1	76.2	79	31	30	6	2	18	60	1	0	.262	
Eyre	1	0	5.31	42	0	0	0	59.1	75	36	35	8	6	22	26	4	0	.309	
Garza	3	6	5.76	10	9	0	0	50.0	62	33	32	6	0	23	38	1	0	.301	
Guerrier	1	0	3.36	39	1	0	1	69.2	78	29	26	3	0	21	37	6	0	.287	
Liriano	12	3	2.16	28	16	0	0	121.0	89	31	26	3	0	32	144	9	1	.205	
Lohse	2	3	7.07	22	8	0	0	83.2	80	50	50	8	6	25	46	6	0	.308	
Nathan	7	0	1.58	64	0	0	0	36	68.1	38	12	12	3	1	16	95	3	0	.158
Neshek	4	2	2.19	32	0	0	0	37.0	23	9	9	6	0	6	53	0	0	.176	
Perkins	0	0	1.59	4	0	0	0	5.2	3	1	1	0	0	0	6	0	0	.150	
Radke	12	9	4.32	28	28	0	0	162.1	197	87	78	24	1	32	83	2	0	.307	
Reyes	5	0	0.89	66	0	0	0	50.2	35	8	5	3	0	15	49	4	0	.197	
Rincon	3	1	2.91	75	0	0	1	74.1	76	30	24	2	3	24	65	2	0	.270	
Santana	19	6	2.77	34	34	1	0	233.2	186	79	72	24	4	47	245	4	1	.216	
Silva	11	15	5.94	36	31	0	0	180.1	246	130	119	38	7	32	70	1	0	.324	
Smith	0	0	12.00	1	1	0	0	3.0	5	4	4	1	1	3	0	0	0	.357	
TOTALS	96	66	3.95	162	1	6	40	1439.1	1490	683	632	162	36	356	1164	40	3	.267	

2007 TWINS STATISTICS

Batting: (9th in A.L.)

PLAYER	AVG	G	AB	R	H	2B	3B	HR	RBI	SH	SF	OB	BB	SO	SB	CS	E	OBP
Baker	.000	24	6	0	0	0	0	0	0	0	0	0	0	0	0	0	2	.000
Bartlett	.265	140	510	75	135	20	7	5	43	0	2	8	50	73	23	3	26	.339
Bonser	.000	31	3	0	0	0	0	0	0	0	0	0	0	0	0	0	3	.000
Buscher	.244	33	82	8	20	1	0	2	10	1	1	0	10	16	1	0	4	.323
Casilla	.222	56	189	15	42	5	1	0	9	5	1	0	9	29	11	1	10	.256
Cirillo	.261	50	153	18	40	9	2	2	21	3	2	1	15	13	2	0	3	.327
Cuddyer	.276	144	547	87	151	28	5	16	81	0	5	7	64	107	5	0	4	.356
Ford	.233	55	116	13	27	6	0	3	14	0	0	3	11	24	3	1	1	.315
Garza	.000	16	2	0	0	0	0	0	0	1	0	0	0	0	0	0	2	.000
Heintz	.250	24	56	0	14	0	0	0	0	0	0	0	3	12	0	0	0	.288
Hunter	.287	160	600	94	172	45	1	28	107	2	5	5	40	101	18	9	2	.362
Jones	.208	91	377	7	116	2	2	2	5	0	0	0	6	20	0	0	2	.262
Kubel	.273	128	418	49	114	31	2	13	65	1	5	1	41	6	79	5	0	.335
Lecroy	.150	7	20	1	3	1	0	0	0	0	0	0	0	4	0	0	1	.150
Machado	.000	0	0	0	0	0	0	0	0	0	0	0	0	0	0	0	0	.000
Mauer	.293	109	406	62	119	27	3	7	60	2	3	3	57	51	7	1	1	.382
McDonald	.100	4	10	0	1	0	0	0	0	0	0	0	1	3	0	0	0	.182
Morales	1.000	1	3	1	3	1	0	0	0	0	0	0	0	0	0	0	0	1.000
Morneau	.271	157	590	84	160	31	3	31	111	0	9	5	64	91	1	1	5	.343
Punto	.210	150	472	53	99	18	4	1	29	6	3	0	55	90	16	6	13	.291
Rabe	.194	14	31	2	6	0	0	0	2	0	0	0	0	7	0	0	0	.194
Redmond	.294	82	272	23	80	13	0	1	38	0	3	5	18	23	0	0	0	.346
Rodriguez	.286	68	195	18	34	5	1	2	12	2	2	2	12	14	1	0	0	.376
Santana	.286	33	4	0	2	2	0	0	0	0	0	0	0	0	0	0	0	.286
Silva	.000	33	4	0	0	0	0	0	0	2	0	0	0	0	0	0	0	.000
Tyner	.286	114	304	42	87	14	2	1	22	2	1	5	16	26	8	3	1	.331
Watkins	.357	9	28	2	10	0	0	0	0	0	0	0	4	4	1	0	0	.438
White	.174	38	109	8	19	4	0	4	20	0	1	3	6	19	0	0	0	.235
TOTALS	.264	162	5522	718	1460	273	36	118	671	34	45	48	512	839	112	30	95	.330

Pitching: (4th in A.L.)

PITCHER	W	L	ERA	G	GS	CG	SH	SV	IP	H	R	ER	HR	HB	BB	SO	WP	BK	BAA
Baker	9	9	4.26	24	23	2	1	0	143.2	162	70	68	15	5	29	102	0	0	.287
Blackburn	0	2	7.71	6	0	0	0	0	11.2	19	12	10	2	0	2	8	0	0	.365
Bonser	8	12	5.10	31	30	0	0	0	173	199	108	98	27	5	65	136	3	1	.286
Call	0	1	4.71	24	0	0	0	0	21.0	22	11	11	2	2	16	14	2	0	.265
Crain	1	2	3.51	18	0	0	0	0	16.1	19	16	10	4	1	4	10	0	0	.292
DePaula	0	1	3.95	16	0	0	0	0	20.0	30	20	19	5	3	10	8	0	0	.337
Garza	5	7	3.69	16	15	0	0	0	83.0	96	44	34	8	4	32	67	4	0	.294
Guerrier	2	4	2.35	73	0	0	1	0	88.0	71	23	23	9	5	21	68	6	0	.220
Miller	0	0	18.00	4	0	0	0	0	4.0	7	8	8	2	0	3	2	0	0	.368
Nathan	4	2	1.88	68	0	0	0	37	71.2	54	15	15	4	1	19	77	3	0	.209
Neshek	7	2	2.94	74	0	0	0	0	70.1	44	25	23	7	2	27	74	2	0	.183
Perkins	0	0	3.14	19	0	0	0	0	28.2	23	10	10	2	2	12	20	2	0	.232
Ponson	2	5	6.93	7	7	0	0	0	37.2	54	31	29	7	3	17	23	0	0	.335
Reyes	2	1	3.99	50	0	0	0	0	29.1	34	14	13	1	2	21	21	4	0	.309
Rincon	3	3	5.13	63	0	0	0	0	59.2	65	38	34	9	3	28	49	4	0	.273
Santana	15	13	3.33	33	33	1	1	0	219.0	183	88	81	33	4	52	235	7	1	.225
Silva	13	14	4.19	33	33	2	2	0	202.0	228	99	94	20	4	36	86	3	0	.287
Sloney	4	1	4.73	13	11	0	0	0	85.2	82	39	35	16	0	11	47	3	0	.288
TOTALS	79	83	4.15	162	5	8	38	1436.2	1505	725	663	185	51	420	1084	46	5	.268	

TWINS WITH 100-PLUS RBI SEASONS

NO.	PLAYER	TOTAL (YEAR)	NO.	PLAYER	TOTAL (YEAR)
8	Harmon Killebrew	122 (1961); 126 (62); 111 (64); 110 (66); 113 (67); 140 (69); 113 (70); 119 (71)	1	Kent Hrbek	107 (1984)
4	Justin Morneau	130 (2006); 111 (07); 129 (08); 100 (09)	1	Paul Molitor	113 (1996)
3	Kirby Puckett	121 (1988); 110 (92); 112 (94)	1	Marty Cordova	111 (1996)
2	Bob Allison	105 (1961); 102 (62)	1	Corey Koskie	103 (2001)
2	Tony Oliva	101 (1969); 107 (70)	1	Michael Cuddyer	109 (2006)
2	Gary Gaetti	108 (1986); 109 (87)	1	Jason Kubel	103 (2009)
2	Tori Hunter	102 (2003); 107 (07)	1	Delmon Young	112 (2010)
1	Rod Carew	100 (1977)	1	Josh Willingham	110 (2012)
1	Larry Hise	119 (1977)	1	Eddie Rosario	109 (2019)
			1	Nelson Cruz	108 (2019)

2008 TWINS STATISTICS

Batting: (3rd in A.L.)

PLAYER	AVG	G	AB	R	H	2B	3B	HR	RBI	SH	SF	HB	BB	SO	SB	CS	E	OBP
Baker	.500	28	2	1	0	0	0	0	0	3	0	0	0	1	0	0	1	.500
Blackburn	.333	33	3	0	1	0	0	0	0	0	0	0	0	0	0	0	0	.333
Buscher	.294	70	218	29	64	9	0	4	47	0	7	0	19	42	0	2	10	.340
Casilla	.281	98	385	58	108	15	0	7	50	13	6	2	31	45	7	2	12	.333
Clark	.250	4	8	0	2	2	0	0	2	0	0	0	0	2	0	0	0	.250
Cuddyer	.249	71	249	30	62	13	4	3	36	0	0	0	5	25	40	5	1	.278
Everett	.213	48	127	19	27	6	1	7	58	3	2	7	25	142	39	11	8	.286
Gomez	.258	153	577	79	149	24	7	7	49	7	6	4	39	98	1	1	13	.327
Harris	.265	130	434	57	115	29	3	7	49	7	6	4	39	98	1	1	13	.327
Hernandez	.500	23	2	0	1	0	0	0	1	1	0	0	0	0	0	0	1	.500
Jorgensen	.000	2	1	0	0	0	0	0	0	0	0	0	0	0	0	0	0	.000
Korecky	1.000	16	1	0	1	0	0	0	0	0	0	0	0	0	0	0	0	1.000
Kubel	.272	141	463	74	126	22	5	20	78	0	7	0	47	91	0	1	3	.335
Lamb	.233	81	236	20	55	12	3	1	32	0	8	0	17	32	0	1	4	.276
Macri	.324	18	34	3	11	1	0	1	4	0	0	0	2	10	1	1	1	.361
Mauer	.328	146	536	98	176	31	4	9	85	1	11	1	84	50	1	1	3	.413
Monroe	.202	58	163	22	33	9	0	8	29	0	0	0	16	48	0	1	0	.274
Morseau	.300	163	623	97	187	47	4	23	129	0	10	3	76	85	0	0	4	.374
Perkins	.000	26	3	0	0	0	0	0	0	1	0	0	1	1	0	0	0	.000
Pridie	.000	10	4	3	0	0	0	0	0	0	0	0	0	1	0	0	0	.000
Punto	.284	99	338	43	96	19	4	2	28	5	2	0	32	57	15	6	10	.344
Redmond	.287	38	129	14	37	6	0	0	12	0	1	2	5	11	0	0	0	.321
Ruiz	.274	22	62	13	17	2	0	1	7	0	0	0	6	21	0	0	0	.338
Slowey	.250	28	8	1	2	1	0	0	2	0	0	0	0	1	0	0	1	.250
Span	.294	93	347	70	102	16	7	6	47	8	2	4	50	60	18	7	4	.387
Tolbert	.283	41	113	18	32	6	3	0	6	2	1	0	7	19	7	1	6	.322
Young	.290	152	575	80	167	28	4	10	69	1	5	7	35	105	14	5	8	.336
TOTALS	.279	163	5641	829	1572	298	49	111	791	52	72	36	529	979	102	42	108	.340

Pitching: (7th in A.L.)

PITCHER	W	L	ERA	G	GS	CG	SH	SV	IP	H	R	ER	HR	HB	BB	SO	WP	BK	BAA
Baker	11	4	3.45	28	28	0	0	0	172.1	161	66	66	20	3	42	141	6	0	.247
Bass	3	11	4.05	33	33	0	0	0	68.0	84	42	37	11	3	22	32	0	0	.302
Blackburn	11	11	4.05	33	33	0	0	0	193.1	224	102	87	23	7	39	96	2	0	.292
Bosser	3	7	5.93	47	12	0	0	0	118.1	139	87	78	16	1	36	97	6	1	.285
Breslow	0	2	1.63	42	0	0	1	38.2	24	9	7	0	0	0	14	32	4	1	.180
Crain	5	4	3.59	66	0	0	0	0	62.2	62	29	25	6	1	24	50	2	0	.257
Guardado	1	1	7.71	9	0	0	0	0	7.0	12	6	6	1	0	2	5	0	0	.387
Guerrero	6	9	5.19	76	0	0	1	76.1	84	47	44	12	0	37	59	2	0	.275	
Hernandez	10	8	5.48	23	23	2	0	0	139.2	199	93	85	18	1	29	54	2	1	.341
Humber	0	0	4.63	5	0	0	0	0	11.2	11	6	6	4	1	5	6	0	0	.250
Korecky	2	0	4.58	16	0	0	0	0	17.2	19	9	9	2	0	8	6	0	0	.288
Liriano	6	4	3.91	14	14	0	0	0	76.0	74	40	33	7	1	32	67	3	0	.254
Mjares	0	1	0.87	10	0	0	0	0	10.1	3	1	1	0	0	0	5	1	0	.088
Nathan	1	2	1.33	68	0	0	39	67.2	43	13	7	10	5	2	18	184	7	0	.174
Neshek	1	0	4.73	15	0	0	0	0	13.1	12	7	7	2	0	4	15	0	0	.240
Perkins	12	4	4.41	26	26	0	0	0	151.0	183	81	74	25	3	39	74	2	1	.301
Reyes	3	0	2.33	75	0	0	0	0	46.1	40	12	12	4	2	15	39	5	0	.235
Rimcon	2	2	6.11	24	0	0	0	0	28.0	33	21	19	5	2	16	20	3	0	.292
Slowey	12	11	3.99	27	27	3	2	0	160.1	161	74	71	22	4	24	123	1	0	.260
TOTALS	88	75	4.16	163	5	10	42	1458.0	1568	745	675	183	31	406	995	45	4	.274	

2009 TWINS STATISTICS

Batting: (3rd in A.L.)

PLAYER	AVG	G	AB	R	H	2B	3B	HR	RBI	SH	SF	HB	BB	SO	SB	CS	E	OBP
Baker	.000	33	6	0	0	0	0	0	0	0	0	0	0	1	0	0	0	.000
Blackburn	.000	33	4	0	0	0	0	0	0	0	0	0	0	2	0	0	1	.000
Buscher	.235	61	136	14	32	3	1	2	12	0	1	3	24	35	0	0	1	.360
Cabrera	.289	59	242	42	70	13	3	5	36	1	6	0	11	32	2	0	1	.313
Casilla	.202	80	228	25	46	7	3	0	17	2	1	3	22	36	11	0	5	.280
Credle	.225	90	333	42	75	16	1	15	48	0	3	2	29	56	0	0	4	.289
Cuddyer	.276	153	588	93	162	34	7	32	94	0	2	6	54	118	6	1	6	.342
Gomez	.229	137	315	51	72	15	5	3	28	7	1	4	22	72	14	7	1	.287
Harris	.261	123	414	44	108	22	1	6	37	1	6	3	29	78	0	2	12	.310
Huber	.500	1	2	0	1	0	0	0	0	0	0	0	0	0	0	0	0	.500
Keppel	.000	37	0	0	0	0	0	0	0	0	0	0	1	0	0	0	0	1.000
Kubel	.300	146	514	73	154	35	2	28	103	0	5	3	56	106	1	1	0	.369
Liriano	.000	29	5	0	0	0	0	0	0	1	0	0	0	3	0	0	0	.000
Mauer	.365	138	523	94	191	30	1	28	96	0	5	2	76	63	4	1	3	.444
Morales	.311	54	119	14	37	6	0	0	10	0	1	0	14	22	0	0	3	.381
Morseau	.274	135	508	85	139	31	0	0	30	100	0	7	3	72	86	0	0	.365
Pavano	.000	12	0	0	0	0	0	0	0	0	0	0	0	0	0	0	0	.000
Punto	.228	125	359	56	82	15	0	1	38	13	6	0	61	70	16	3	7	.337
Redmond	.237	45	135	9	32	5	1	0	7	0	0	1	11	19	0	0	0	.299
Slowey	.000	16	3	0	0	0	0	0	0	1	0	0	0	1	0	0	0	.000
Span	.311	145	578	97	180	16	10	8	68	12	6	10	70	89	23	10	5	.392
Tolbert	.232	71	198	28	46	7	1	2	19	2	0	21	37	6	2	4	.303	
Young	.284	108	395	50	112	16	2	12	60	0	4	4	12	92	2	5	5	.308
TOTALS	.274	163	5608	817	1539	271	40	172	770	51	57	45	585	1021	85	32	76	.345

DID YOU Know?

...that the Twins club record for consecutive wins against a given opponent is 17, set against Boston between June 2, 1965 and May 7, 1966. They beat the Red Sox 15 straight times in 1965 and twice more to begin the 1966 season before losing in the first game of a doubleheader May 8, 1966.

2009 TWINS STATISTICS

Pitching: (11th in A.L.)

PITCHER	W	L	ERA	G	GS	CG	SH	SV	IP	H	R	ER	HR	HB	BB	SO	WP	BK	BAA	
Baker	15	9	4.37	33	33	1	1	0	200.0	190	99	97	28	4	48	162	4	0	.247	
Blackburn	11	11	4.03	33	33	3	0	0	205.2	240	103	92	25	3	41	98	2	0	.290	
Crain	7	4	4.70	56	0	0	0	0	51.2	48	28	27	3	5	27	43	1	1	.250	
Duensing	5	2	3.64	24	9	0	0	0	84.0	84	37	34	7	3	31	53	1	0	.263	
Gabino	0	0	17.18	2	1	0	0	0	3.2	9	7	7	1	0	5	2	0	0	.450	
Guerrero	5	1	2.36	19	0	0	0	1	76.1	58	23	20	10	4	16	47	6	0	.207	
Henn	1	0	7.15	14	0	0	0	0	11.1	9	9	9	3	8	8	9	0	0	.287	
Heppel	0	0	4.83	37	0	0	0	0	94.0	93	30	29	4	5	21	32	2	0	.287	
Liriano	5	13	5.80	29	24	0	0	0	136.2	147	93	88	21	6	65	122	5	1	.279	
Mahay	1	0	2.00	16	0	0	0	0	9.0	7	3	2	1	2	3	8	1	0	.206	
Manship	1	1	5.68	11	5	0	0	0	31.2	39	21	20	4	1	15	21	2	0	.310	
Miases	2	2	2.34	71	0	0	0	0	61.2	50	17	16	7	2	23	55	0	0	.224	
Morillo	0	0	22.50	3	0	0	0	0	2.0	3	5	5	1	0	3	1	0	0	.333	
Mulvey	0	0	27.00	2	0	0	0	0	1.1	6	4	4	0	0	0	0	1	0	.600	
Nathan	2	2	2.10	70	0	0	0	47	68.2	42	16	16	7	2	22	89	4	0	.171	
Pavano	5	4	4.64	12	12	0	0	0	73.2	85	39	38	7	3	16	59	1	0	.284	
Rauch	5	3	1.72	17	0	0	0	0	15.2	13	5	3	1	1	6	14	0	0	.245	
Slowey	10	3	4.86	16	16	0	0	0	90.2	113	30	49	15	5	15	75	3	0	.309	
TOTALS	87	76	4.50	163	4	7	48	1453.0	1542	76	5	72	6	185	58	466	1092	43	3	.272

2010 TWINS STATISTICS

Batting: (3rd in A.L.)

PLAYER	AVG	G	AB	R	H	2B	3B	HR	RBI	SH	SF	HB	BB	SO	SB	CS	E	OBP
Baker	.000	29	3	0	0	0	0	0	0	0	0	0	2	0	0	0	1	.000
Blackburn	.000	28	1	0	0	0	0	0	0	0	0	0	0	0	0	0	2	.000
Butera	.197	49	142	12	28	6	1	2	13	3	2	4	4	25	0	5	5	.237
Casilla	.276	69	152	26	42	7	4	1	20	4	1	0	13	17	6	1	5	.331
Crain	.000	71	1	0	0	0	0	0	0	0	0	0	1	0	0	0	1	.000
Cuddyer	.271	157	609	93	165	37	5	14	81	0	4	4	58	93	7	3	6	.336
Duensing	.000	53	1	0	0	0	0	0	0	0	0	0	0	0	0	0	0	.000
Hardy	.268	101	340	44	91	19	3	6	38	3	4	0	28	54	1	1	11	.320
Hudson	.268	126	497	80	133	24	5	6	37	5	3	4	50	87	10	3	8	.338
Hughes	.286	7	27	7	7	2	0	0	0	0	0	0	3	3	0	0	1	.286
Kubel	.249	143	518	68	129	23	3	21	92	0	5	3	56	116	1	0	5	.323
Liriano	.000	31	2	0	0	0	0	0	0	0	0	0	0	0	0	0	0	.000
Manship	.000	13	0	0	0	0	0	0	0	0	0	0	0	0	0	0	0	.000
Mauer	.327	137	510	88	167	43	1	9	75	0	6	3	65	53	1	4	3	.402
Morales	.194	19	36	4	7	2	0	0	0	2	0	2	6	14	0	0	0	.295
Morneau	.345	81	296	53	102	25	1	18	56	0	2	0	50	62	0	0	1	.437
Pavano	.500	32	6	0	3	0	0	0	0	2	0	0	2	0	0	0	0	.500
Plouffe	.146	22	41	7	6	1	0	2	6	2	1	0	0	14	0	0	1	.143
Punto	.238	88	252	24	60	11	1	1	20	4	3	1	28	50	6	2	8	.313
Ramos	.296	7	27	2	8	3	0	0	1	0	0	1	0	3	0	0	0	.321
Rauch	.000	59	0	0	0	0	0	0	0	1	0	0	0	0	0	0	0	.000
Reyno	.228	98	127	19	29	6	0	3	9	0	0	5	13	38	3	2	0	.283
Revere	.179	13	28	1	5	0	0	0	2	0	0	0	2	5	0	1	1	.233
Slowey	.000	31	2	0	0	0	0	0	0	1	0	0	0	1	0	0	0	.000
Span	.264	153	629	85	166	24	10	3	58	10	2	4	60	74	26	4	4	.331
Thome	.283	108	276	48	78	16	2	25	59	0	2	2	60	82	0	0	0	.412
Tolbert	.230	48	87	8	20	4	3	1	18	1	3	0	9	18	1	1	2	.293
Valencia	.311	85	299	30	93	18	1	7	40	0	0	0	20	46	2	0	6	.351
Young	.298	153	570	77	170	46	1	21	112	0	9	6	28	81	5	4	4	.333
TOTALS	.274	163	5608	817	1539	271	40	172	770	51	57	45	585	1021	85	32	76	.345

Pitching: (5th in A.L.)

PITCHER	W	L	ERA	G	GS	CG	SH	SV	IP	H	R	ER	HR	HB	BB	SO	WP	BK	BAA	
Baker	12	9	4.49	29	29	0	0	0	170.1	186	87	85	23	6	43	148	7	0	.277	
Blackburn	10	12	3.42	28	28	0	0	0	161.0	184	101	97	25	4	40	68	3	1	.302	
Burnett	2	2	2.29	41	0	0	0	0	47.2	52	28	28	6	2	23	37	2	2	.287	
Capps	2	0	2.00	27	0	0	0	16	27.0	24	7	6	1	0	8	21	1	0	.247	
Crain	1	1	3.04	71	0	0	0	1	68.0	53	27	23	5	1	27	62	3	0	.215	
Delaney	0	0	9.00	1	0	0	0	0	1.0	2	1	1	1	0	1	0	0	0	.500	
Duensing	10	3	2.62	53	13	1	1	0	130.2	122	42	38	11	3	35	78	1	0	.247	
Flores	0	0	4.91	11	0	0	0	0	3.2	10	2	2	2	0	2	2	0	0	.500	
Fox	0	0	3.18	1	1	0	0	0	5.2	4	2	2	0	0	1	0	0	0	.211	
Fuentes	0	0	0.00	9	0	0	0	1	9.2	3	0	0	0	1	2	8	1	0	.094	
Guerrero	5	7	3.17	74	0	0	0	1	71.0	56	28	25	7	3	22	42	2	0	.219	
Liriano	14	10	3.62	31	31	0	0	0	191.2	184	77	77	9	10	58	201	10	1	.252	
Mahay	1	1	3.44	41	0	0	0	0	34.0	33	15	13	5	0	6	25	1	0	.252	
Manship	2	1	5.28	13	0	0	0	0	29.0	34	20	17	2	0	6	21	0	0	.289	
Miases	1	1	3.31	47	0	0	0	0	32.2	34	14	12	4	1	9	28	1	0	.268	
Neshek	0	1	5.00	11	0	0	0	0	9.0	7	5	5	1	1	8	9	0	0	.206	
Pavano	17	11	3.75	32	32	7	2	0	221.0	227	95	92	24	6	37	117	4	0	.266	
Perkins	1	1	5.82	13	1	0	0	0	21.2	29	16	14	3	4	5	14	0	0	.337	
Rauch	3	1	3.12	59	0	0	0	21	57.2	61	20	20	3	1	14	46	1	0	.268	
Slama	0	0	7.71	5	0	0	0	0	4.2	6	4	4	1	0	5	5	1	0	.300	
Slowey	13	6	4.45	30	28	0	0	0	155.2	172	80	77	8	4	29	116	3	0	.280	
TOTALS	94	68	3.95	162	9	13	40	1452.2	1493	67	1	63	8	215	47	383	1048	41	4	.266

DID YOU Know?

...that five Minnesota Twins have won American League Rookie of the Year honors. Tony Oliva (1964), Rod Carew (1967), John Castino (1979), Chuck Knoblauch (1991) and Marty Cordova (1995) have each been named the league's top first-year performer.

2011 TWINS STATISTICS

Batting: (11th in A.L.)

PLAYER	AVG	G	AB	R	H	2B	3B	HR	RBI	SH	SF	HB	BB	SO	SB	CS	E	OBP
Baker	.400	23	5	0	2	1	0	0	0	0	0	0	0	1	0	0	0	.400
Benson	.239	21	71	3	17	6	1	0	2	0	0	0	3	21	2	2	2	.270
Blackburn	.000	26	2	0	0	0	0	0	0	0	0	0	0	0	0	0	0	.000
Butera	.167	93	234	19	39	9	1	2	23	6	1	2	11	42	0	0	0	.210
Casilla	.260	97	323	52	84	21	4	2	11	8	3	3	28	45	15	4	11	.322
Cuddeyer	.284	139	529	70	150	29	2	20	70	0	3	4	48	95	11	1	7	.346
Dummett	.301	23	73	5	22	1	0	0	4	0	0	0	1	4	14	2	0	.346
Duensing	.300	33	4	0	0	0	0	0	0	0	0	0	0	2	0	0	0	.400
Holm	.118	6	17	1	2	1	0	0	0	0	0	0	1	4	0	0	0	.167
Hughes	.223	96	287	31	64	12	0	7	30	2	1	3	24	79	3	2	5	.289
Kubel	.273	99	366	37	100	21	1	12	58	0	2	1	32	86	1	1	1	.332
Liriano	.500	26	2	0	1	0	0	0	1	0	0	0	1	0	0	0	0	.667
Mauer	.287	82	296	38	85	15	0	3	30	0	2	3	32	38	0	0	5	.360
Morneau	.227	69	264	19	60	16	0	4	30	0	2	3	19	44	0	0	1	.285
Nishioka	.226	68	221	14	50	5	0	0	19	3	0	1	15	43	2	4	12	.278
Parmelee	.355	21	76	8	27	6	0	4	14	0	0	0	12	13	0	0	2	.443
Pavano	.000	33	6	0	0	0	0	0	0	0	0	0	0	4	0	0	2	.000
Plouffe	.238	81	286	47	68	18	1	8	31	2	3	4	25	71	3	3	12	.305
Repp	.226	67	133	21	30	2	0	2	13	0	0	2	6	38	1	3	1	.270
Revere	.267	117	450	56	120	9	6	0	30	3	0	2	26	41	34	6	7	.310
Rivera	.144	45	104	9	15	3	0	1	5	0	1	1	8	32	0	0	3	.211
Span	.264	70	284	37	75	11	5	2	16	0	0	0	27	36	6	1	1	.328
Thome	.243	71	206	21	50	12	0	12	40	0	1	0	35	69	0	0	0	.351
Tolbert	.198	87	207	22	41	10	2	0	11	4	0	4	11	31	3	2	6	.252
Tosoni	.203	60	172	20	35	7	1	5	22	0	0	3	14	42	0	2	3	.275
Valencia	.246	154	564	63	139	28	2	15	72	0	4	0	40	102	2	6	18	.294
Young	.266	84	305	26	81	16	0	4	32	0	2	0	18	55	1	0	5	.305
TOTALS	.247	162	5487	619	1357	259	25	103	572	31	25	37	440	1048	92	39	119	.306

Pitching: (13th in A.L.)

PITCHER	W	L	ERA	G	GS	CG	SH	SV	IP	H	R	ER	HR	HB	BB	SO	WP	BK	BAA
Baker	8	6	3.14	23	21	1	0	0	134.2	126	50	47	15	4	32	123	4	0	.248
Blackburn	7	10	4.49	26	26	1	0	0	148.1	183	91	74	19	4	54	76	5	0	.305
Burnett	2	3	5.51	66	0	0	0	0	50.2	50	32	31	4	8	21	33	2	0	.263
Capps	4	7	4.25	69	0	0	0	15	65.2	66	31	31	10	4	13	34	1	0	.262
Cuddeyer	0	0	0.00	1	0	0	0	0	1.0	2	0	0	0	0	0	0	0	0	.400
Diamond	1	5	5.08	7	7	0	0	0	39.0	51	25	22	3	0	17	19	3	0	.317
Duensing	9	14	5.23	32	28	1	1	0	161.2	193	102	94	21	1	52	115	3	0	.299
Dumatrait	1	3	3.92	45	0	0	0	1	41.1	45	22	18	7	1	25	29	2	0	.276
Hacker	0	0	0.00	2	0	0	0	0	5.1	4	4	0	0	0	4	2	0	0	.235
Hendriks	0	2	6.17	4	4	0	0	0	23.1	29	16	16	3	0	6	16	1	0	.312
Hoy	1	2	3.47	26	0	0	0	0	24.2	34	20	15	4	0	13	14	1	0	.330
Hughes	0	0	8.85	15	0	0	0	0	12.2	19	14	14	7	1	8	11	0	0	.355
James	0	0	6.10	8	0	0	0	0	10.1	12	7	7	1	0	4	8	0	2	.293
Liriano	9	10	5.09	26	24	1	1	0	134.1	125	81	76	14	7	75	112	9	0	.249
Manship	0	0	8.10	5	0	0	0	0	3.1	5	3	3	0	0	4	2	0	0	.885
Mijares	0	2	4.59	58	0	0	0	0	49.0	53	31	25	4	3	30	30	1	0	.275
Nathan	2	1	4.84	48	0	0	0	14	44.2	38	26	24	7	3	14	43	3	0	.222
Olivero	0	0	4.05	10	0	0	0	0	13.1	13	6	6	0	0	7	9	0	0	.277
Pavano	9	13	4.30	33	33	3	1	0	222.0	262	123	106	23	8	40	102	4	2	.294
Perkins	4	4	2.48	65	0	0	0	2	61.2	55	19	17	2	1	21	65	3	0	.244
Slama	0	0	0.00	2	0	0	0	0	2.1	0	0	0	0	0	2	3	1	0	.000
Slowey	0	8	6.67	14	8	0	0	0	59.1	78	44	44	10	3	5	34	0	0	.321
Swarzak	4	7	4.32	27	11	0	0	0	102.0	111	53	49	9	6	26	55	3	1	.275
Waldrop	1	0	5.73	7	0	0	0	0	11.0	10	7	7	1	0	6	5	1	0	.233
TOTALS	63	99	4.58	162	7	8	32	1421.2	1564	804	724	161	54	480	940	47	5	.281	

2012 TWINS STATISTICS

Batting: (7th in A.L.)

PLAYER	AVG	G	AB	R	H	2B	3B	HR	RBI	SH	SF	HB	BB	SO	SB	CS	E	OBP
Bourroughs	.118	10	17	0	2	1	0	0	0	0	0	0	1	3	0	0	0	.167
Butera	.198	42	111	7	22	6	0	1	5	0	0	2	9	26	0	1	0	.270
Carroll	.268	138	470	65	126	18	1	1	40	7	4	4	52	65	9	5	12	.343
Carson	.227	26	66	3	15	1	0	0	4	1	0	2	21	0	0	0	0	.246
Casilla	.241	106	299	33	72	17	2	1	30	3	5	3	16	52	21	1	9	.282
Doumt	.275	134	484	56	133	34	1	18	75	0	8	7	29	98	0	0	5	.320
Dozier	.234	84	316	33	74	11	1	0	6	33	4	3	1	16	58	9	2	.271
Escobar	.219	14	44	4	10	0	0	0	6	1	1	1	2	8	1	0	0	.272
Fotimon	.219	43	137	16	30	5	2	0	10	0	0	0	10	30	3	0	7	.272
Herrmann	.086	7	18	0	1	0	0	0	0	0	0	0	1	4	0	0	0	.105
Hughes	.200	4	10	0	2	0	0	0	2	0	0	0	1	4	0	0	0	.182
Komatsu	.219	15	32	2	7	0	0	0	1	0	1	0	4	3	0	0	1	.297
Mastroianni	.252	77	163	22	41	3	2	3	17	3	1	1	18	45	21	3	3	.328
Mauer	.319	147	545	81	174	31	4	10	85	1	3	2	90	88	8	4	5	.416
Morneau	.267	134	505	63	135	26	2	19	77	0	10	6	49	102	1	0	6	.333
Nishioka	.000	3	12	0	0	0	0	0	1	0	1	0	1	0	0	0	2	.071
Parmelee	.229	64	192	18	44	10	2	5	20	0	1	4	13	52	0	0	2	.290
Plouffe	.235	119	422	56	99	19	1	24	55	0	2	4	37	92	1	3	19	.301
Revere	.294	124	511	70	150	13	6	0	32	6	4	3	29	54	40	9	0	.333
Span	.263	128	516	71	146	38	4	4	41	4	1	0	47	62	17	28	6	.442
Thomas	.143	12	28	2	4	1	0	2	17	0	3	0	3	16	0	0	4	.172
Valencia	.198	34	126	13	25	6	1	0	2	17	0	0	3	32	0	1	4	.212
Willingham	.260	145	519	85	135	30	1	35	110	0	6	14	76	141	3	2	4	.366
TOTALS	.260	162	5562	701	1448	270	30	131	667	33	56	53	505	1069	135	37	107	.325

DID YOU Know?

...to determine a team's 'magic number' in the pennant race, compute the number of games remaining, add one, then subtract the number of games ahead in the loss column of the standings of the closest opponent.

2012 TWINS STATISTICS

Pitching: (13th in A.L.)

PITCHER	W	L	ERA	G	GS	SH	SV	IP	H	R	ER	HR	BB	SO	WP	BK	BAA		
Blackburn	4	9	7.39	19	19	0	0	98.2	143	81	81	23	1	26	42	2	.340		
Burnett	4	4	3.52	67	0	0	0	71.2	71	33	28	4	3	26	36	6	.257		
Burton	3	2	2.18	64	0	0	5	62.0	41	21	15	5	5	16	55	0	.186		
Butera	0	0	0.00	1	0	0	0	1.0	0	0	0	0	0	1	1	0	.000		
Capus	1	4	3.68	30	0	0	14	29.1	29	13	12	5	0	4	18	3	.241		
Deduno	6	5	4.41	15	15	0	0	79.0	59	40	39	10	5	53	57	3	.241		
De Vries	5	3	3.54	27	27	1	1	87.2	88	48	40	16	4	18	58	1	.252		
Diamond	12	3	3.54	27	27	1	1	173.0	184	76	68	17	4	31	90	10	.274		
Duensing	4	12	5.12	55	11	0	0	109.0	126	71	62	10	2	27	69	5	.288		
Fien	2	1	2.06	35	0	0	0	35.0	25	9	8	3	1	9	32	0	.195		
Gray	6	1	5.71	49	0	0	0	52.0	58	34	33	9	4	22	26	5	.278		
Hendriks	1	8	5.59	16	16	1	0	85.1	106	61	53	17	4	26	50	4	.305		
Liriano	3	10	5.31	22	17	0	0	100.0	89	63	59	12	4	55	109	6	.239		
Maloney	1	0	8.18	9	0	0	0	11.0	17	10	10	2	1	1	5	0	.347		
Manship	0	0	7.89	12	0	0	0	21.2	29	19	19	4	1	7	12	0	.326		
Marquis	2	4	8.47	7	7	0	0	34.0	52	33	32	9	3	14	12	1	.371		
Olivero	0	0	5.40	1	0	0	0	1.2	1	1	1	1	1	1	0	0	.167		
Pavano	2	5	6.00	11	11	0	0	63.0	80	46	42	9	2	9	33	0	.313		
Pedronzo	0	0	8.18	15	0	0	0	17.0	15	8	6	0	3	12	8	1	.338		
Perkins	3	2	2.56	70	0	0	0	16	17.0	57	25	2	3	16	78	3	.222		
Robertson	2	2	5.40	40	0	0	0	25.0	21	16	15	4	1	14	26	1	.223		
Swarzak	3	6	5.03	44	5	0	0	96.2	106	57	54	15	0	31	62	3	.284		
Vasquez	0	2	5.68	6	6	0	0	31.2	32	20	20	2	1	19	14	1	.274		
Waldrop	0	1	2.53	17	0	0	0	21.1	27	6	6	2	3	6	7	1	.318		
Walters	2	5	5.69	12	12	1	0	61.2	71	41	39	12	3	22	42	1	.291		
TOTALS	66	96	4.77	162		3	6	35	1438.2	1536	832	162	198	57	465	943	60	2	.274

2013 TWINS STATISTICS

Batting: (13th in A.L.)

PLAYER	AVG	G	AB	R	H	2B	3B	HR	RBI	SH	SF	HB	BB	SO	SB	CS	E	OBP
Arcia	.251	97	351	34	88	17	2	14	43	0	0	4	23	117	1	2	2	.304
Bernier	.226	33	53	9	12	3	0	5	2	0	1	8	15	2	1	0	0	.339
Butera	.000	2	3	0	0	0	0	0	0	0	0	0	0	1	0	0	0	.000
Carroll	.230	59	191	21	44	6	0	9	1	0	1	13	35	2	0	2	0	.283
Colabello	.194	55	160	14	31	3	0	7	17	0	0	1	20	58	0	1	3	.287
Doumit	.247	135	485	49	120	28	1	14	55	0	4	6	48	99	0	3	1	.314
Duoin	.244	147	538	72	136	33	5	2	18	66	3	4	6	11	14	0	6	.312
Escobar	.236	66	165	23	39	5	2	3	10	2	1	6	51	120	0	2	7	.282
Florimon	.221	134	403	44	89	17	0	9	44	5	3	2	33	115	15	6	18	.281
Fryer	.385	6	13	2	5	1	0	1	4	0	0	3	3	0	0	0	0	.500
Herrmann	.204	57	157	16	32	7	0	4	18	3	0	0	18	49	0	1	2	.286
Hicks	.192	81	281	37	54	11	3	8	27	4	2	2	24	84	9	3	0	.259
Mastroianni	.185	30	65	5	12	2	0	0	5	3	1	1	3	23	2	1	0	.229
Mauer	.324	113	445	62	144	35	0	11	47	0	2	0	61	89	0	1	3	.404
Morneau	.259	127	495	56	128	32	0	17	74	0	5	6	37	98	0	3	1	.315
Parmelee	.228	101	294	21	67	13	0	8	24	0	3	3	33	81	1	1	2	.309
Pinto	.342	21	76	10	26	5	0	4	12	0	0	1	6	22	0	0	2	.398
Ploofie	.254	129	477	44	121	22	2	1	14	52	1	4	6	34	112	2	1	.330
Presley	.263	28	113	9	32	6	4	1	11	0	0	1	8	21	0	0	0	.356
Ramirez	.272	35	81	5	22	6	0	0	6	0	0	1	3	23	0	0	0	.302
Thomas	.214	92	290	39	62	15	0	4	13	1	0	1	30	92	0	3	3	.290
Willingham	.208	111	389	42	81	20	0	14	48	0	2	14	66	128	1	0	1	.342
Pitchers	.056	162	18	0	1	0	0	0	0	4	0	0	0	11	0	0	0	.056
TOTALS	.242	162	5564	614	1346	285	15	151	590	29	32	52	533	1430	52	33	81	.312

Pitching: (14th in A.L.)

PITCHER	W	L	ERA	G	GS	SH	SV	IP	H	R	ER	HR	BB	SO	WP	BK	AVG		
Albers	2	5	4.05	10	10	1	1	60.0	64	34	27	6	2	7	25	0	.271		
Burton	2	9	3.82	71	0	0	2	66.0	61	0	29	28	6	5	22	61	.242		
Carroll	0	0	0.00	1	0	0	0	1.0	0	0	0	0	0	0	0	0	.000		
Correa	9	13	4.18	31	31	0	0	185.1	218	89	86	24	2	45	101	2	.297		
Deduno	8	8	3.83	18	18	0	0	108.0	105	48	46	7	9	41	67	8	.259		
De Vries	0	2	10.80	4	4	0	0	15.0	22	18	18	6	0	9	12	0	.333		
Diamond	6	13	5.43	24	24	0	0	131.0	163	88	79	21	1	36	52	5	.306		
Duensing	6	2	3.98	73	0	0	1	61.0	68	28	27	4	2	22	56	6	.283		
Fien	2	2	3.92	73	0	0	0	62.0	51	28	27	9	0	12	73	2	.225		
Gibson	5	4	6.53	10	10	0	0	51.0	69	38	37	7	5	20	29	4	.327		
Hendriks	1	3	6.85	10	8	0	0	47.1	67	39	36	10	3	14	34	1	.327		
Hernandez	3	3	6.83	14	12	0	0	56.2	80	43	43	10	23	1	29	1	.338		
Martis	0	1	5.59	6	0	0	0	9.2	6	6	6	3	0	4	7	0	.171		
Peltrey	5	13	5.19	29	29	0	0	152.2	184	92	88	13	6	53	101	1	.300		
Perkins	2	0	2.30	61	0	0	36	62.2	43	16	16	5	3	15	77	0	.196		
Presley	3	3	3.81	49	0	0	0	76.2	71	37	33	5	0	27	49	0	.251		
Robertson	3	0	9.00	2	2	0	0	1.0	1	1	1	0	0	0	2	0	.500		
Roenicke	3	1	4.35	63	0	0	1	62.0	63	31	30	6	1	36	45	0	.263		
Swarzak	3	2	2.91	48	0	0	0	96.0	89	33	31	7	1	22	69	1	.249		
Theilbar	3	2	1.76	49	0	0	0	46.0	24	11	9	4	0	14	39	1	.154		
Tonkin	0	0	0.79	9	0	0	0	11.1	9	6	1	0	0	3	10	1	.205		
Walters	2	5	5.95	8	8	0	0	39.1	51	30	26	5	1	18	22	0	.311		
Worley	1	5	7.21	10	10	0	0	48.2	82	43	39	9	3	15	25	1	.381		
TOTALS	66	96	4.55	162	162	1	7	40	1450.1	1591	788	733	168	44	458	985	50	4	.280

DO YOU *Know?*

...that Minnesota's Tony Oliva hit the first home run by a designated hitter in American League history. He went deep off Catfish Hunter, April 6, 1973 at Oakland.

2014 TWINS STATISTICS

Batting: (7th in A.L.)

PLAYER	AVG	G	AB	R	H	2B	3B	HR	RBI	SH	SF	HB	BB	SO	SB	CS	E	OBP
Arcia	.231	103	372	46	86	16	3	20	57	0	1	6	31	127	1	2	5	.300
Bartlett	.000	3	3	3	0	0	0	0	0	0	0	0	1	0	0	0	0	.250
Bernier	.286	7	7	2	2	0	0	0	0	0	0	0	1	1	2	0	0	.444
Colabello	.229	59	205	17	47	13	0	6	39	0	0	1	14	66	0	2	3	.282
Dozier	.242	156	598	112	145	33	1	23	71	3	8	9	89	129	21	7	15	.345
Escobar	.275	133	433	52	119	35	2	6	37	4	2	2	24	89	1	1	9	.315
Flemons	.092	28	75	7	11	4	4	0	1	5	0	0	5	15	1	0	1	.172
Fryer	.213	28	75	11	16	4	4	1	0	3	0	0	8	22	6	0	0	.270
Fuld	.274	53	164	15	45	10	0	1	17	3	2	0	26	29	12	3	2	.370
Herrmann	.213	33	75	8	16	3	0	0	4	0	0	0	4	17	1	0	1	.253
Hicks	.215	69	186	22	40	8	0	1	18	2	1	0	36	56	4	3	2	.341
Kubel	.224	45	156	12	35	6	1	1	13	0	0	1	19	59	1	0	0	.313
Mastroianni	.000	7	11	3	0	0	0	0	0	0	0	0	1	5	1	0	0	.083
Mauer	.277	120	455	60	126	27	2	4	55	0	2	1	60	96	3	0	3	.361
Morales	.234	39	154	12	36	11	0	1	18	0	2	0	6	27	0	0	0	.259
Nunez	.250	72	204	26	51	7	4	4	24	3	0	1	5	31	9	3	7	.271
Parmelee	.256	87	250	27	64	11	0	7	28	0	1	2	17	64	0	3	2	.307
Pino	.219	57	169	25	37	8	0	7	18	0	3	1	24	50	0	1	5	.315
Plouffe	.258	136	520	69	134	40	2	14	80	0	5	0	53	109	2	0	0	.328
Polanco	.333	5	8	2	2	1	0	0	3	0	0	0	2	2	0	0	0	.500
Santana	.319	101	405	70	129	27	7	7	40	2	1	3	19	98	20	4	6	.353
Schafer	.285	41	130	17	37	5	1	1	13	5	0	0	12	28	15	5	2	.345
Suzuki	.288	131	452	37	130	34	0	3	61	1	7	9	34	46	0	1	4	.345
Vargas	.274	53	215	26	59	10	1	9	38	0	4	3	12	63	0	0	3	.316
Willingham	.210	68	224	34	47	5	1	12	34	0	5	7	42	78	1	0	0	.345
Pitchers	.091	162	22	0	2	1	0	0	1	0	0	0	0	14	0	0	0	.091
TOTALS	.254	162	5567	715	1412	316	27	128	675	25	44	53	544	1329	99	36	97	.324

Pitching: (T13th in A.L.)

PITCHER	W	L	ERA	G	GS	CG	SH	SV	IP	H	R	ER	HR	HB	BB	SO	WP	BK	AVG
Achter	1	0	3.27	7	0	0	0	0	11.0	14	7	4	2	0	3	5	0	0	.304
Burton	3	5	4.36	68	0	0	0	3	64.0	58	34	31	6	3	25	46	1	0	.241
Correia	5	13	4.94	23	23	0	0	0	129.1	157	76	71	13	5	32	61	3	1	.297
Darnell	0	2	7.13	7	4	0	0	0	24.0	31	20	19	5	1	8	22	0	0	.307
Deduno	2	5	4.60	30	8	0	0	0	92.0	92	49	47	9	10	41	74	8	3	.261
Duensing	3	3	3.31	62	0	0	0	0	54.1	52	20	20	6	1	20	33	2	0	.254
Fien	5	6	3.98	73	0	0	0	1	63.1	64	29	28	7	0	10	51	2	0	.262
Gibson	13	12	4.47	31	31	0	0	0	179.1	178	91	89	12	2	57	107	11	0	.258
Guerrier	0	1	3.86	27	0	0	0	0	28.0	30	12	12	1	1	10	12	3	0	.273
Hughes	16	10	3.52	32	32	1	0	0	209.2	221	88	82	16	5	16	186	1	0	.268
Mey	3	6	3.88	10	9	0	0	0	45.2	59	41	40	7	2	22	44	3	0	.314
Milone	6	4	4.19	22	21	0	0	0	118.0	128	63	55	16	5	37	75	0	0	.270
Nolasco	6	12	4.38	27	27	1	0	0	158.0	203	96	95	22	5	38	115	3	0	.316
Olineros	0	7	7.11	7	0	0	0	0	6.1	6	5	5	2	0	3	5	2	0	.261
Pelfrey	0	3	7.99	5	5	0	0	0	23.2	29	23	21	5	2	18	10	1	0	.305
Perkins	4	3	3.65	63	0	0	0	34	61.2	62	25	25	7	1	11	66	3	0	.258
Pino	2	3	5.07	11	11	0	0	0	60.1	66	37	34	8	1	14	50	2	0	.278
Presly	2	0	2.86	25	0	0	0	0	28.1	30	10	9	3	1	8	14	1	0	.278
Swarzak	3	2	4.60	50	4	0	0	0	86.0	100	48	44	5	0	28	47	0	2	.288
Thielbar	2	1	3.40	54	0	0	0	0	47.2	51	19	18	3	1	16	35	0	0	.280
Thompson	0	0	2.45	7	0	0	0	0	7.1	8	2	2	2	0	2	6	0	0	.286
Jonkin	0	0	4.74	25	0	0	0	0	19.0	23	13	10	2	2	6	16	1	0	.307
TOTALS	70	92	4.57	162	162	2	7	38	1435.0	1588	777	728	147	45	408	1031	50	6	.280

2015 TWINS STATISTICS

Batting: (14th in A.L.)

PLAYER	AVG	G	AB	R	H	2B	3B	HR	RBI	SH	SF	HB	BB	SO	SB	CS	E	OBP
Arcia	.276	19	58	6	16	0	0	2	8	0	1	2	4	15	0	0	1	.338
Bernier	.200	4	5	1	1	1	0	0	2	0	0	0	1	3	0	0	0	.333
Buxton	.209	46	129	16	27	7	1	2	6	2	0	1	6	44	2	2	0	.250
Dozier	.236	157	628	101	148	39	4	28	77	0	8	7	61	148	12	4	8	.307
Escobar	.262	127	409	48	107	31	4	12	58	2	5	2	28	86	2	3	6	.309
Fryer	.227	15	27	2	5	2	0	0	2	0	0	0	5	11	0	0	1	.370
Herrmann	.146	45	103	13	15	5	1	2	10	1	0	0	2	7	37	0	3	.214
Hicks	.256	97	352	48	90	11	3	11	33	0	2	2	34	66	13	3	1	.323
Huntler	.240	139	521	67	125	22	0	22	81	0	5	6	35	105	2	5	5	.293
Kepler	.143	3	7	0	1	0	0	0	0	0	0	0	0	4	0	0	0	.143
Mauer	.265	158	592	69	157	34	2	10	66	1	5	0	67	112	2	1	5	.338
Nunez	.282	72	188	23	53	14	1	4	20	2	1	1	12	29	8	4	3	.327
Polanco	.300	4	10	1	3	0	0	0	1	0	0	0	2	1	1	0	2	.417
Plouffe	.244	152	573	74	140	35	4	22	86	1	4	4	50	124	2	1	12	.307
Robinson	.250	83	180	28	45	7	3	0	16	3	1	1	12	29	6	1	1	.299
Rosario	.267	122	453	60	121	18	15	13	50	3	3	0	15	118	11	6	7	.289
Sano	.269	80	279	46	75	17	1	18	52	0	2	1	53	119	1	1	0	.385
Santana	.215	91	261	30	56	10	5	0	21	7	0	3	6	68	8	4	16	.241
Schafer	.217	27	69	9	15	3	0	0	5	2	0	0	3	23	0	3	1	.250
Suzuki	.240	131	433	36	104	17	0	5	50	6	4	7	29	59	0	0	3	.296
Vargas	.240	58	175	18	42	4	0	5	17	0	0	0	9	54	0	0	0	.277
TOTALS	.247	162	5467	696	1349	277	44	156	651	30	41	40	439	1264	70	38	86	.305

DID YOU Know?

...that on 22 occasions, Twins catchers and pitchers have combined to nab three would-be base stealers in a game, but only once, on May 29, 1982, where they ever nailed four runners in one game. Ken Griffey, Craig Nettles, Bobby Murcer and Willie Randolph were caught by Twins catcher Sal Butera that day; Nettles and Murcer as part of a Twins triple play.

2015 TWINS STATISTICS

Pitching: (10th in A.L.)

PITCHER	W	L	ERA	G	GS	CG	SH	SV	IP	H	R	ER	HR	HB	BB	SO	WP	BK	AVG
Achter	0	1	6.75	11	0	0	0	0	13.1	12	10	10	4	0	6	14	0	0	.231
Boyer	3	6	2.49	68	0	0	0	1	65.0	62	24	18	5	0	19	33	5	0	.254
Cotts	0	0	3.95	17	0	0	0	0	13.2	14	8	6	3	1	5	9	0	0	.264
Duensing	4	1	4.25	55	0	0	0	1	48.2	46	24	23	5	4	21	24	3	0	.254
Duffey	5	1	3.10	10	10	0	0	0	58.0	56	20	20	4	0	20	53	1	0	.256
Fien	4	6	3.65	62	0	0	0	0	63.1	61	26	25	6	0	8	41	0	0	.250
Gibson	1	11	3.84	32	32	1	0	0	194.2	186	88	83	18	7	65	145	7	0	.252
Graham	1	11	4.95	39	1	0	0	0	63.2	73	41	35	10	4	21	53	5	1	.287
Hughes	11	9	4.40	27	25	1	0	0	155.1	184	76	76	29	2	16	94	5	0	.243
Jepsen	1	1	1.61	29	0	0	0	10	28.0	18	5	5	1	0	7	25	3	0	.176
Mav	8	9	4.00	48	16	0	0	0	114.2	127	53	51	11	4	26	110	4	0	.279
Meyer	0	0	16.88	2	0	0	0	0	2.2	4	5	5	2	0	3	3	0	0	.364
Milone	9	5	3.92	24	23	0	0	1	128.2	128	64	56	17	1	36	91	3	0	.260
Nolasco	5	2	6.75	9	8	0	0	0	37.1	50	31	28	3	1	14	35	1	1	.321
O'Rourke	0	0	6.14	28	0	0	0	0	22.0	16	15	15	3	0	15	24	2	0	.200
Peltrey	6	11	4.26	30	30	0	0	0	164.2	198	86	78	11	12	45	86	5	0	.304
Perkins	3	5	3.32	60	0	0	0	32	57.0	58	21	21	9	0	10	54	4	0	.256
Pressly	3	2	2.93	27	0	0	0	0	27.2	27	9	9	0	0	12	12	2	0	.257
Robinson	7	0	0.00	1	0	0	0	0	1.0	0	0	0	0	0	1	1	0	0	.000
Santana	7	5	4.00	17	17	0	0	0	108.0	104	50	48	12	4	36	82	8	0	.253
Stauffer	1	0	6.60	13	0	0	0	0	15.0	24	13	11	4	0	7	6	2	0	.369
Thompson	1	3	5.01	41	0	0	0	0	32.1	32	19	18	2	0	11	17	1	0	.264
Thielbar	0	0	5.40	6	0	0	0	0	5.0	5	3	3	0	0	0	5	1	0	.263
Tonkin	0	0	3.47	26	0	0	0	0	23.1	21	9	9	4	1	9	19	1	0	.239
TOTALS	83	79	4.07	162	162	2	12	45	1443.0	1506	700	653	163	41	34	1046	54	2	.269

2015 TWINS STATISTICS

Batting: (11th in A.L.)

PLAYER	AVG	G	AB	R	H	2B	3B	HR	RBI	SH	SF	HB	BB	SO	SB	CS	E	OBP
Arca, O	.214	32	103	8	22	4	0	4	12	0	0	1	10	46	0	0	2	.289
Beresford, J	.227	10	22	0	5	1	0	0	0	1	0	0	1	6	0	0	1	.261
Buxton, B	.225	92	298	44	67	19	6	10	38	4	3	3	23	118	10	2	4	.284
Cattaneo, J	.261	55	176	16	46	12	1	3	25	3	0	1	6	38	0	0	6	.312
Drozer, B	.288	152	615	104	165	35	5	42	98	2	6	8	61	138	18	2	8	.340
Duffey, T	.000	26	1	0	0	0	0	0	1	0	0	0	0	1	0	0	1	.000
Escobar, E	.236	105	352	32	83	14	2	6	37	2	1	1	21	72	1	3	10	.280
Grossman, R	.280	99	332	49	93	19	1	11	37	0	0	2	55	96	2	3	8	.366
Kepler, M	.235	113	396	52	93	20	2	17	63	1	5	3	42	93	6	2	7	.309
Mastroianni, D	.000	7	9	1	0	0	0	0	0	0	0	0	2	4	1	0	0	.182
Mauer, J	.261	134	494	68	129	22	4	11	49	0	2	1	79	93	2	0	2	.363
Murphy, J	.146	26	82	4	12	3	0	1	3	2	1	0	5	19	0	0	1	.193
Nunez, E	.296	91	371	49	110	15	1	12	47	2	5	3	15	58	27	6	11	.325
Park, B	.191	62	215	28	41	9	1	12	24	0	3	5	21	80	1	0	1	.275
Plouffe, T	.260	84	319	35	83	13	4	12	47	1	3	2	19	46	4	1	0	.303
Polanco, J	.282	69	245	24	69	15	4	4	27	2	3	2	17	46	4	3	15	.330
Rosario, E	.269	92	336	52	90	17	2	10	32	2	3	2	12	91	5	2	4	.295
Sano, M	.236	116	437	57	103	22	1	25	66	0	3	1	54	178	1	0	18	.319
Santana, D	.240	75	233	29	56	10	2	2	14	1	1	1	12	55	12	9	4	.279
Schafer, L	.238	26	63	8	15	3	1	0	1	1	0	2	8	16	0	0	0	.342
Suzuki, K	.258	106	345	34	89	24	1	8	49	1	4	5	18	48	0	0	5	.301
Vargas, K	.230	47	152	27	35	11	0	10	20	0	1	0	24	57	0	0	1	.333
Pitchers	.125	162	24	1	3	0	0	0	0	2	0	2	14	0	0	11	192	.192
MINNESOTA	.251	162	5618	722	1409	288	35	200	690	27	43	44	513	1426	91	32	126	.316

Pitching: (15th in A.L.)

PITCHER	W	L	ERA	G	GS	CG	SH	SV	IP	H	R	ER	HR	HB	BB	SO	WP	BK	AVG
Abad, F	1	4	2.65	39	0	0	0	1	34.0	27	11	10	2	0	14	29	0	1	.220
Albers, A	0	0	5.82	6	2	0	0	1	17.0	27	16	11	5	0	6	16	1	0	.342
Berrios, J	3	7	8.02	14	14	0	0	0	58.1	74	56	52	12	5	35	49	1	0	.310
Boshers, B	2	0	4.25	37	0	0	0	0	36.0	35	21	17	3	1	7	37	1	0	.248
Chargois, J	1	1	4.70	25	0	0	0	0	23.0	25	12	12	0	1	12	17	3	0	.291
Dean, P	1	0	6.28	19	9	0	0	0	67.1	88	47	47	13	0	23	50	1	0	.321
Duffey, T	9	12	6.43	26	26	0	0	0	133.0	167	103	95	25	6	32	114	9	1	.301
Escobar, E	0	0	0.00	0	0	0	0	0	1.0	0	0	0	0	0	0	0	0	0	.250
Fien, C	1	0	7.90	14	0	0	0	0	13.2	21	12	12	5	0	3	12	1	0	.350
Gibson, K	6	11	5.07	25	25	1	0	0	147.1	175	89	83	20	4	55	104	9	0	.298
Graham, J	0	0	10.80	1	0	0	0	0	1.2	3	2	2	0	0	1	2	0	0	.375
Hughes, P	1	7	5.95	12	11	1	0	0	59.0	76	40	39	11	0	13	34	0	0	.313
Jepsen, K	2	5	6.16	33	0	0	0	7	30.2	42	22	21	7	0	12	22	2	0	.333
Kintzler, B	0	2	3.15	54	0	0	0	17	54.1	59	22	19	5	2	8	35	0	0	.276
Light, P	0	1	9.00	15	0	0	0	0	14.0	15	14	14	2	0	15	14	5	0	.259
Mav, T	2	2	5.27	44	0	0	0	0	42.2	39	26	25	7	2	17	60	10	0	.232
Melje, A	0	0	7.71	1	0	0	0	0	2.1	5	2	2	0	0	1	0	0	0	.455
Meyer, A	0	3	5.71	19	12	0	0	0	8.2	8	5	5	1	0	4	5	2	0	.421
Milone, T	3	5	3.71	19	12	0	0	0	69.1	84	53	44	15	0	12	49	3	1	.290
Nolasco, R	4	8	5.13	21	21	0	0	0	124.2	139	77	71	18	3	29	93	4	0	.287
O'Rourke, R	0	1	3.96	26	0	0	0	0	25.0	18	13	11	3	1	10	24	2	1	.207
Perkins, G	0	0	9.00	2	0	0	0	0	2.0	5	2	2	0	0	1	3	2	0	.500
Pressly, R	6	7	3.70	72	0	0	0	1	75.1	79	34	31	8	2	23	67	7	0	.266
Ramirez, N	0	0	6.14	8	0	0	0	0	14.2	15	10	10	5	0	10	11	2	0	.278
Rogers, T	3	1	3.96	57	0	0	0	0	61.1	63	29	27	7	5	16	64	1	0	.260
Santana, E	7	11	3.38	30	30	2	1	0	181.1	168	78	68	19	4	53	149	11	3	.245
Santiago, H	3	6	5.58	11	11	0	0	0	61.1	65	39	38	13	1	22	37	1	0	.267
Tonkin, M	1	3	5.02	65	0	0	0	0	71.2	80	46	40	13	3	24	80	5	0	.280
Wimmers, A	3	2	4.15	16	0	0	0	0	17.1	14	8	8	2	0	11	14	0	0	.237
TOTALS	59	103	5.08	162	162	4	3	26	1443.0	1617	889	814	221	41	479	1191	83	7	.283

YEAR TO YEAR

2017 TWINS STATISTICS

Batting: (5th in A.L.)

PLAYER	AVG	G	AB	R	H	2B	3B	HR	RBI	SH	SF	HB	BB	SO	SB	CS	E	OBP
Adrianza, E.	.265	70	162	30	43	9	2	2	24	1	6	1	16	25	8	1	3	.324
Berrios, J.	.200	3	5	0	1	0	0	0	0	0	0	0	0	2	0	0	1	.200
Buxton, B.	.253	140	462	69	117	14	6	16	51	5	2	4	38	150	29	1	5	.314
Castro, J.	.242	110	356	49	86	22	0	10	47	1	1	4	45	108	0	0	3	.333
Colon, B.	.000	2	4	0	0	0	0	0	0	1	0	0	0	2	0	0	0	.000
Dozier, B.	.211	152	617	106	167	30	4	34	93	0	2	8	78	141	16	7	5	.357
Escobar, E.	.254	129	457	62	116	16	3	5	21	7	0	3	5	93	9	0	6	.309
Garver, M.	.196	23	46	9	9	9	0	0	3	0	0	0	6	15	0	0	2	.288
Gimenez, C.	.220	74	186	28	41	9	0	7	16	2	0	4	33	60	1	0	7	.350
Groodrum, N.	.059	11	17	1	1	0	0	0	0	0	0	0	1	10	0	0	4	.111
Granite, Z.	.237	40	93	14	22	2	0	1	13	1	1	0	12	9	2	2	1	.321
Grossman, R.	.246	119	382	62	94	22	1	9	45	2	2	3	67	79	3	1	4	.361
Kepler, M.	.243	147	511	67	124	32	2	19	69	1	3	6	47	114	6	1	2	.312
Mauer, J.	.305	141	525	69	160	36	1	7	71	0	3	3	66	83	2	1	2	.384
Polanco, J.	.256	133	488	60	125	30	3	13	74	7	6	2	41	78	13	5	18	.313
Rosario, E.	.290	151	542	79	157	33	2	27	78	4	8	0	35	106	9	8	4	.328
Sano, M.	.264	114	424	75	112	15	1	2	28	7	0	1	4	54	173	0	9	.352
Santana, D.	.200	13	25	3	5	1	0	0	5	0	0	0	0	8	1	0	1	.231
Santana, E.	.200	3	10	3	2	2	1	0	0	0	0	0	0	3	0	0	2	.200
Vargas, M.	.253	78	241	33	61	13	0	11	41	0	1	2	20	77	0	0	2	.314
MINNESOTA	.260	162	5557	815	1444	286	31	206	781	26	39	46	593	1342	95	28	78	.334

Pitching: (9th in A.L.)

PITCHER	W	L	ERA	G	GS	CG	SH	SV	IP	H	R	ER	HR	HB	BB	SO	WP	BK	AVG	
Betels, M.	2	2	4.03	62	0	0	0	0	60.1	48	31	27	7	2	22	54	2	1	.218	
Berrios, J.	14	8	3.89	26	25	0	0	0	145.2	131	71	63	15	13	48	139	2	1	.239	
Boshers, B.	1	0	4.89	38	0	0	0	0	35.0	37	20	19	7	2	10	28	2	0	.268	
Breslow, C.	1	1	5.23	30	0	0	0	0	31.0	38	19	18	4	2	12	18	1	0	.306	
Busenitz, A.	1	1	1.99	28	0	0	0	0	31.2	22	9	7	4	0	9	23	2	0	.206	
Colon, B.	5	6	5.18	15	15	1	0	0	80.0	100	46	46	17	0	15	47	0	1	.302	
Curtiss, J.	0	0	8.31	9	0	0	0	0	8.2	9	8	8	2	1	2	10	2	0	.257	
Duffey, T.	2	3	4.94	56	0	0	0	1	71.0	79	41	39	9	1	18	67	4	0	.275	
Enns, D.	0	0	6.75	2	1	0	0	0	4.0	7	4	3	2	0	1	2	0	0	.350	
Garcia, J.	1	0	4.05	1	0	0	0	0	6.2	8	3	3	0	0	3	3	0	0	.308	
Ges, D.	12	10	3.67	39	29	0	0	0	361.9	37	14	13	4	2	9	91	0	0	.268	
Gibson, K.	0	6	10.07	29	29	0	0	0	158.0	182	93	89	24	1	60	121	0	0	.292	
Gimenez, C.	0	0	5.00	6	0	0	0	0	5.0	6	4	4	0	0	0	0	0	0	.318	
Haley, O.	0	0	5.00	10	0	0	0	1	18.0	22	12	12	3	1	0	6	14	0	0	.308
Heston, C.	0	0	0.00	1	0	0	0	0	1.0	1	0	0	0	0	0	0	0	0	.250	
Hildenberger, T.	3	3	3.21	37	0	0	0	1	42.0	38	15	15	4	4	6	44	1	0	.241	
Hughes, P.	4	3	5.87	14	9	0	0	0	53.2	72	38	35	12	1	13	38	0	0	.316	
Jorge, F.	1	0	10.57	2	2	0	0	0	7.2	14	9	9	4	0	2	4	0	0	.412	
Kintzler, B.	2	2	2.78	45	0	0	0	28	45.1	41	15	14	3	2	11	27	1	0	.246	
Mejia, A.	4	7	4.50	21	21	0	0	0	98.0	110	52	49	13	5	44	85	2	2	.281	
Meville, T.	0	1	13.50	1	1	0	0	0	3.1	4	5	5	1	1	3	4	0	0	.286	
Moya, G.	0	0	4.26	7	0	0	0	0	6.1	5	3	3	2	0	2	5	0	1	.208	
Perkins, B.	0	0	6.53	8	0	0	0	0	5.2	8	6	6	0	0	3	5	2	0	.320	
Petrash, A.	2	3	4.70	57	0	0	0	0	61.1	52	34	32	10	3	19	61	5	0	.229	
Rogers, T.	7	3	3.07	69	0	0	0	0	95.2	52	20	19	6	3	21	49	1	0	.246	
Rosario, R.	0	0	30.86	2	0	0	0	0	2.1	7	8	8	1	1	1	0	0	0	.500	
Rucinski, D.	0	0	10.38	2	0	0	0	0	4.1	10	5	5	2	0	2	2	0	0	.476	
Santana, E.	16	8	3.28	33	33	5	3	0	211.1	177	85	77	31	8	61	167	12	1	.225	
Santana, H.	4	8	5.63	15	14	0	0	0	70.1	70	44	44	15	5	31	51	0	1	.255	
Slegers, A.	0	1	6.46	4	3	0	0	0	15.1	12	12	11	3	0	6	9	0	0	.211	
Tejedor, N.	0	1	5.40	1	1	0	0	0	1.2	5	7	1	1	0	2	2	0	0	.455	
Tonkin, M.	0	1	5.14	16	0	0	0	0	21.0	22	15	12	6	1	12	24	2	0	.265	
Turley, N.	0	2	11.21	10	3	0	0	0	17.2	30	22	22	5	2	8	13	2	0	.395	
Wheelor, J.	0	0	9.00	2	0	0	0	0	3.0	6	5	3	1	0	4	0	0	0	.429	
Wilk, A.	1	1	8.84	1	0	0	0	0	10.1	16	9	9	3	0	8	6	2	0	.356	
Winters, A.	0	0	4.91	6	0	0	0	0	7.1	8	4	4	2	0	8	7	0	0	.267	
MINNESOTA	85	77	4.59	162	162	6	11	42	1436.0	1487	788	732	224	69	483	1166	52	8	.266	

2018 TWINS STATISTICS

Batting: (7th in A.L.)

PLAYER	AVG	G	AB	R	H	2B	3B	HR	RBI	SH	SF	HB	BB	SO	SB	CS	E	OBP
Adrianza, E.	.251	114	335	42	84	23	1	6	39	4	2	1	24	82	5	1	9	.301
Astudillo, W.	.355	30	93	9	33	4	1	3	21	0	1	1	2	3	0	0	3	.371
Austin, T.	.236	35	123	18	29	4	0	9	24	0	2	0	11	42	0	1	0	.294
Buxton, B.	.156	28	90	8	14	4	0	0	4	1	0	0	3	28	5	0	0	.183
Castro, J.	.143	19	53	4	9	3	0	1	7	0	1	0	9	28	0	0	0	.257
Cave, J.	.269	91	293	54	76	17	2	7	45	2	2	3	18	102	2	0	4	.352
Dozier, B.	.227	104	410	65	93	21	2	16	52	0	2	3	46	96	8	3	8	.307
Escobar, E.	.274	97	368	45	101	37	3	15	63	0	5	2	34	91	1	1	4	.338
Field, J.	.250	21	52	8	13	4	0	3	7	0	1	1	1	14	0	0	0	.258
Forsythe, L.	.258	50	178	19	46	6	0	0	14	0	0	3	24	40	1	0	3	.356
Garver, M.	.268	103	302	38	81	19	2	7	45	1	1	2	29	72	0	0	4	.335
Gimenez, C.	.276	13	29	6	8	1	0	2	6	0	1	1	3	9	0	0	2	.353
Graterol, J.	.143	3	7	2	1	1	0	0	0	0	0	0	1	0	0	0	0	.250
Grossman, R.	.273	129	396	50	108	27	1	5	48	2	5	2	60	83	0	1	3	.367
Kepler, M.	.224	156	532	80	119	30	4	20	58	0	3	5	71	96	4	5	1	.319
LaMarre, R.	.263	43	99	9	26	5	0	0	8	0	1	1	8	33	1	1	0	.321
Morrison, T.	.186	127	486	64	137	27	1	6	48	1	3	2	51	86	0	1	3	.276
Motter, T.	.053	9	19	0	1	0	0	0	0	1	0	0	6	34	0	1	0	.143
Petit, G.	.246	26	61	7	15	2	0	0	0	0	0	0	6	14	3	1	3	.313
Polanco, J.	.288	77	302	38	87	18	3	6	42	3	1	2	25	62	7	7	13	.345
Rosario, E.	.288	138	559	87	161	31	2	24	77	1	2	0	30	104	8	2	9	.323
Sano, M.	.199	71	266	32	53	14	0	13	41	0	2	0	31	115	0	0	10	.281
Wilson, B.	.178	47	135	12	24	8	0	2	16	2	2	0	12	37	0	0	1	.242
MINNESOTA	.250	162	5526	738	1280	318	22	166	704	19	38	37	534	1328	47	27	97	.318

2018 TWINS STATISTICS

Pitching: (9th in A.L.)

PITCHER	W	L	ERA	G	GS	CG	SH	SV	IP	H	R	ER	HR	HB	BB	SO	WP	BK	AVG
Astudillo, W	0	0	45.00	1	0	0	0	0	1.0	5	5	2	2	0	0	0	0	0	625
Bellis, M	0	0	9.13	25	0	0	0	0	33.2	40	26	24	5	1	10	21	0	0	381
Bernier, J	12	11	3.84	23	0	0	0	0	192.7	139	83	82	25	13	61	202	2	0	222
Bussotz, A	4	0	7.82	23	0	0	0	0	25.1	31	8	4	4	0	14	26	2	0	339
Curtiss, J	0	0	5.68	8	0	0	0	0	6.1	8	3	4	0	0	4	4	2	0	308
De Jong, C	1	1	3.57	4	4	0	0	0	17.2	18	9	7	3	0	6	13	2	0	265
Drake, O	0	0	2.21	19	0	0	0	0	20.1	12	6	5	2	0	7	22	2	0	164
Duffey, T	2	2	7.20	19	1	0	0	0	25.0	26	22	20	6	1	4	19	2	0	260
Duke, A	3	4	3.24	45	0	0	0	0	37.1	44	19	15	0	0	15	38	0	0	292
Gagne, M	0	0	0.00	1	0	0	0	0	1.0	0	0	0	0	0	0	0	0	0	250
Gibson, K	10	13	3.62	32	32	0	3	0	196.2	177	88	79	23	4	79	179	8	0	241
Jimenez, C	0	0	45.00	1	0	0	0	0	1.0	6	5	5	2	0	0	1	0	0	667
Gonsalves, S	2	2	6.57	7	4	0	0	0	24.2	28	22	18	2	1	22	16	2	0	283
Hale, D	0	0	12.00	1	0	0	0	0	3.0	7	5	4	0	0	2	7	0	0	333
Hildenberger, T	4	6	5.40	73	0	0	3	0	73.0	75	46	44	12	2	26	70	8	0	263
Hughes, P	4	0	6.75	7	2	0	0	0	12.0	14	9	9	4	0	6	8	2	0	292
Kinley, T	0	0	24.30	4	0	0	0	0	3.1	9	9	9	2	0	4	4	0	0	474
LaMarre, R	0	0	13.50	1	0	0	0	0	0.2	1	1	1	0	0	0	0	0	0	333
Littell, Z	0	2	6.20	8	2	0	0	0	20.1	25	17	14	3	4	11	14	0	0	298
Lynn, L	7	8	5.10	20	20	0	0	0	102.1	105	61	58	12	6	62	100	3	0	263
Maggioli, M	3	3	3.20	24	1	0	0	0	56.2	58	24	24	11	3	23	56	0	0	262
Mays, J	3	3	3.20	24	1	0	0	3	55.1	58	21	24	9	4	9	36	0	0	211
Meira, A	2	0	2.01	5	4	0	0	0	22.1	17	5	5	1	2	9	13	2	0	215
Moya, G	3	1	4.71	35	6	0	0	0	36.1	35	19	19	6	1	13	31	1	0	245
Odonorzi, K	7	10	4.49	32	32	0	0	0	164.1	151	89	82	20	8	70	162	1	0	242
Preslivk, R	1	1	3.40	51	45	0	0	0	47.2	49	18	18	5	2	19	69	6	0	250
Reese, J	3	6	3.40	51	45	0	0	0	56.0	65	30	28	11	7	14	45	4	0	298
Rodriguez, F	3	2	3.09	46	0	0	0	25	43.2	42	18	15	5	2	19	50	2	0	249
Rogers, J	3	2	2.63	72	0	0	0	25	68.1	49	20	20	3	2	16	75	0	0	206
Romero, F	3	3	4.69	11	11	0	0	0	55.2	60	31	29	6	7	19	45	7	0	279
Santana, E	0	1	8.03	5	5	0	0	0	24.2	31	22	22	9	2	9	16	0	0	310
Stewart, K	0	1	3.58	8	4	2	0	0	13.2	8	8	8	3	1	3	6	0	0	298
Swewart, K	0	1	3.58	8	4	2	0	0	36.2	34	16	15	3	0	18	34	7	0	246
Vasquez, A	2	0	5.40	9	0	0	0	0	5.0	5	4	3	0	0	2	4	0	0	238
MINNESOTA	78	84	4.50	162	162	2	25	37	1443.1	1425	775	721	198	80	573	1377	59	0	256

2019 TWINS STATISTICS

Batting: (2nd in A.L.)

PLAYER	AVG	G	AB	R	H	2B	3B	HR	RBI	SH	SF	HB	BB	SO	SB	CS	E	OBP
Adrianza, E	2.72	83	202	34	55	8	3	5	22	2	4	6	20	40	0	2	8	349
Berrios, J	3.24	32	54	108	20	0	0	4	28	3	2	3	36	29	0	2	3	299
Astudillo, W	2.68	58	190	28	51	1	0	0	0	0	0	0	3	0	0	0	400	
Austin, T	2.50	2	4	1	1	0	0	0	0	0	0	0	3	0	0	0	200	
Berrios, J	0.00	2	4	1	0	0	0	0	0	0	0	0	4	0	0	1	200	
Buxton, B	2.62	87	271	48	71	30	4	10	46	2	1	2	19	88	14	3	2	314
Castro, J	2.32	79	237	39	55	9	1	0	13	30	0	1	33	68	0	0	1	332
Carey, J	2.68	72	198	28	51	11	0	0	8	3	0	1	18	37	21	7	3	351
Cron, J	2.33	125	458	51	116	24	0	25	78	0	2	10	29	107	0	0	8	311
Cruz, N	3.11	120	454	81	141	26	0	41	108	0	3	7	56	131	0	1	0	392
Garver, M	2.73	93	311	70	85	16	1	31	67	0	2	5	41	87	0	0	6	365
Gibson, K	0.00	2	4	1	0	0	0	0	2	0	0	0	1	0	0	0	2	500
Gonzalez, W	2.64	117	425	52	112	19	0	15	55	0	1	6	31	98	1	0	4	322
Henzler, M	2.62	134	524	98	132	32	0	0	36	30	0	4	80	99	1	5	3	368
LaMarre, R	0.00	1	3	0	1	0	0	0	0	0	0	0	0	0	0	0	0	308
Miller, J	1.76	12	17	2	3	0	0	0	0	0	0	0	3	0	0	0	1	176
Odonorzi, J	0.00	3	2	0	0	0	0	0	0	0	0	0	0	0	0	0	0	000
Perez, M	0.00	3	2	0	0	0	0	0	0	0	0	0	0	0	0	0	0	200
Pineda, M	0.00	3	2	0	0	0	0	0	0	0	0	0	0	0	0	0	0	000
Polanco, J	2.95	153	631	107	186	40	1	22	79	2	7	4	60	116	4	3	2	356
Risano, C	2.76	137	582	91	155	28	1	32	109	0	6	0	22	86	3	3	3	300
Sano, M	2.47	105	380	76	94	19	2	34	79	0	1	3	55	159	0	1	19	346
Schoop, J	2.66	121	433	61	111	23	1	23	59	1	10	20	116	41	1	14	304	
Torreyes, R	1.88	7	16	3	3	0	0	0	1	0	0	1	0	3	1	0	1	235
Utah Jr, L	1.96	26	56	10	11	2	1	2	6	0	2	11	9	0	0	1	0	348
MINNESOTA	270	162	5732	939	1547	318	23	307	906	10	41	81	525	1334	28	21	111	338

Pitching: (5th in A.L.)

PITCHER	W	L	ERA	G	GS	CG	SH	SV	IP	H	R	ER	HR	HB	BB	SO	WP	BK	AVG
Adams, A	0	0	16.88	2	0	0	0	0	2.2	4	5	5	2	0	3	5	0	0	333
Adrianza, E	0	0	27.00	1	0	0	0	0	1.0	5	3	3	0	0	1	1	0	0	625
Alcala, J	0	0	0.00	2	0	0	0	0	1.2	1	0	0	0	0	0	1	0	0	167
Berrios, J	14	8	3.68	32	32	0	0	0	200.1	194	94	82	26	9	51	195	8	1	251
De Jong, C	0	0	36.00	1	0	0	0	0	1.0	194	94	82	26	9	51	195	8	1	500
Dobnak, R	2	1	1.59	9	5	0	0	1	28.1	27	9	5	1	3	5	23	0	1	245
Duffey, T	5	1	2.50	58	0	0	0	0	57.2	44	23	16	8	3	14	82	3	1	201
Dyson, S	1	0	7.15	12	0	0	0	0	11.1	14	9	9	3	0	6	8	1	0	298
Eades, R	0	0	0.00	2	0	0	0	0	3.2	4	0	0	0	0	2	5	0	0	286
Gibson, K	13	7	4.84	34	29	0	0	0	160.0	175	99	86	23	7	56	160	8	0	275
Graterol, B	1	1	4.66	10	0	0	0	1	9.2	10	5	5	1	1	2	10	2	0	278
Harper, R	4	2	3.81	61	0	0	0	1	54.1	54	25	23	7	1	10	50	5	0	257
Hildenberger, T	2	2	10.47	22	0	0	0	1	16.1	30	19	19	2	3	7	15	1	0	395
Littell, Z	6	0	2.68	28	0	0	0	0	37.0	34	11	14	4	0	9	32	0	0	230
Maggioli, M	2	0	2.44	28	0	0	0	0	28.0	30	21	14	4	2	15	36	2	0	263
Moy, T	5	5	2.94	65	0	0	0	0	64.1	43	24	21	8	3	26	79	3	0	184
Meira, A	0	2	8.80	13	0	0	0	0	15.1	16	16	15	3	0	12	11	0	0	176
Morin, M	0	0	3.18	23	0	0	0	1	22.2	20	11	8	3	2	2	11	0	0	227
Odonorzi, J	15	7	3.51	30	30	0	0	0	159.0	139	65	62	16	4	53	178	4	0	234
Parker, B	1	2	4.21	37	0	0	0	10	36.1	34	18	17	7	2	16	34	4	0	246
Perez, M	10	7	5.12	32	29	0	0	0	165.1	184	104	94	23	3					

THE WORLD IS CHANGED BY THOSE OUT IN IT.



OFFICIAL AIRLINE



KEEP CLIMBING



POSTSEASON





1965 WORLD SERIES

TWINS VS. LOS ANGELES DODGERS

DODGERS:	AVG	G	AB	R	H	2B	3B	HR	RBI	BB	SO	SB
Crawford, ph	.500	2	2	0	1	0	0	0	0	0	1	0
Lefebvre, 2b	.400	3	10	2	4	0	0	0	0	0	0	0
Fairly, rf	.379	7	29	7	11	3	0	2	6	0	1	0
Wills, ss	.367	7	30	3	11	3	0	0	3	1	3	3
Osteen, p	.333	3	3	0	1	0	0	0	0	0	0	0
Parker, 1b	.304	7	23	3	7	0	1	1	2	3	3	2
Johnson, lf	.296	7	27	3	8	2	0	2	4	1	3	0
Roseboro, c	.286	7	21	1	6	1	0	0	3	5	3	1
W. Davis, cf	.231	7	26	3	6	0	0	0	0	0	2	3
Gilliam, 3b	.214	7	28	2	6	1	0	2	1	1	0	0
Tracewski, ph-2b	.118	6	17	0	2	0	0	0	0	1	5	0
Koufax, p	.111	3	9	0	1	0	0	0	1	1	5	0
Drysdale, p-ph	.000	3	5	0	0	0	0	0	0	0	4	0
Moon, ph	.000	2	2	0	0	0	0	0	0	0	0	0
Kennedy, 3b-pr	.000	4	1	0	0	0	0	0	0	0	0	0
LeJohn, ph	.000	1	1	0	0	0	0	0	0	0	1	0
Miller, p	.000	2	0	0	0	0	0	0	0	0	0	0
Perranoski, p	.000	2	0	0	0	0	0	0	0	0	0	0
Reed, p	.000	2	0	0	0	0	0	0	0	0	0	0
Brewer, p	.000	1	0	0	0	0	0	0	0	0	0	0
Totals	.274	7	234	24	64	10	1	5	21	13	31	9

Pitchers:	W	L	ERA	G	GS	CG	SHO	SV	IP	H	R	ER	BB	SO
Miller	0	0	0.00	2	0	0	0	0	1.1	0	0	0	0	0
Koufax	2	1	0.38	3	3	2	2	0	24.0	13	2	1	5	29
Osteen	1	1	0.64	2	2	1	1	0	14.0	9	2	2	5	4
Drysdale	1	1	3.86	2	2	1	0	0	11.2	12	9	5	3	15
Brewer	0	0	4.50	1	0	0	0	0	2.0	3	1	1	0	1
Perranoski	0	0	7.36	2	0	0	0	0	3.2	3	3	3	4	1
Reed	0	0	8.10	2	0	0	0	0	3.1	2	3	3	2	4
Totals	4	3	2.10	14	7	4	3	0	60.0	42	20	14	19	54

TWINS:	AVG	G	AB	R	H	2B	3B	HR	RBI	BB	SO	SB
Killebrew, 3b	.286	7	21	2	6	0	0	1	2	6	4	0
Versalles, ss	.286	7	28	3	8	1	1	1	4	2	7	1
Valdespino, lf-ph	.273	5	11	1	3	1	0	0	0	0	1	0
Grant, p	.250	3	8	3	2	1	0	1	3	0	1	0
Nossek, cf-ph	.200	6	20	0	4	0	0	0	0	0	1	0
Quilici, 2b	.200	7	20	2	4	2	0	0	1	4	3	0
Oliva, rf	.192	7	26	2	5	1	0	1	2	1	6	0
Kaat, p	.167	3	6	0	1	0	0	0	2	0	5	0
Hall, cf	.143	2	7	0	1	0	0	0	0	1	5	0
Mincher, 1b	.130	7	23	3	3	0	0	1	1	2	7	0
Allison, lf	.125	5	16	3	2	1	0	1	2	2	9	1
Batthey, c	.120	7	25	1	3	0	1	0	2	0	5	0
Rollins, ph	.000	3	2	0	0	0	0	0	0	1	0	0
Zimmerman, c	.000	2	1	0	0	0	0	0	0	0	0	0
Pascual, p	.000	1	1	0	0	0	0	0	0	0	0	0
Klippstein, p	.000	2	0	0	0	0	0	0	0	0	0	0
Merritt, p	.000	2	0	0	0	0	0	0	0	0	0	0
Perry, p	.000	2	0	0	0	0	0	0	0	0	0	0
Worthington, p	.000	2	0	0	0	0	0	0	0	0	0	0
Boswell, p	.000	1	0	0	0	0	0	0	0	0	0	0
Pleis, p	.000	1	0	0	0	0	0	0	0	0	0	0
Totals	.195	7	215	20	42	7	2	6	19	19	54	2

Pitchers:	W	L	ERA	G	GS	CG	SHO	SV	IP	H	R	ER	BB	SO
Worthington	0	0	0.00	2	0	0	0	0	4.0	2	1	0	0	2
Klippstein	0	0	0.00	2	0	0	0	0	2.2	2	0	0	0	2
Merritt	0	0	2.70	3	3	2	0	0	3.1	2	1	1	0	1
Grant	2	1	2.74	3	3	2	0	0	23.0	22	8	7	2	12
Boswell	0	0	3.38	1	0	0	0	0	2.2	3	1	1	2	3
Kaat	1	2	3.77	3	3	1	0	0	14.1	18	7	6	2	6
Perry	0	0	4.50	2	0	0	0	0	4.0	5	2	2	2	4
Pascual	0	1	5.40	1	1	0	0	0	5.0	8	3	3	1	0
Pleis	0	0	9.00	1	0	0	0	0	1.0	2	1	1	0	0
Totals	3	4	3.15	17	7	3	0	0	60.0	64	24	21	13	31

1965 WORLD SERIES (CONTINUED)

GAME 1 Wednesday, October 6 at Minnesota

Los Angeles	0	1	0	0	0	0	0	1	—	2	10	1	
Minnesota	0	1	6	0	0	1	0	0	x	—	8	10	0

WP — Grant. LP — Drysdale.
 Drysdale, Reed (3), Brewer (5), Perranoski (7) and Roseboro.
 Grant and Battey.
 HR — Fairly, Mincher, Versalles. T — 2:29. A — 47,797.

GAME 2 Thursday, October 7 at Minnesota

Los Angeles	0	0	0	0	0	0	1	0	0	—	1	7	3
Minnesota	0	0	0	0	2	1	2	x	—	5	9	0	

WP — Kaat. LP — Koufax.
 Koufax, Perranoski (7), Miller (8) and Roseboro.
 Kaat and Battey.
 T — 2:13. A — 48,700.

GAME 3 Saturday, October 9 at Los Angeles

Minnesota	0	0	0	0	0	0	0	0	—	0	5	0	
Los Angeles	0	0	0	2	1	1	0	0	x	—	4	10	1

WP — Osteen. LP — Pascual.
 Pascual, Merritt (6), Klippstein (8) and Battey, Zimmerman (7).
 Osteen and Roseboro.
 T — 2:06. A — 55,934.

GAME 4 Sunday, October 10 at Los Angeles

Minnesota	0	0	0	1	0	1	0	0	—	2	5	2	
Los Angeles	1	1	0	1	0	3	0	1	x	—	7	10	0

WP — Drysdale. LP — Grant.
 Grant, Worthington (6), Pleis (8) and Battey, Zimmerman (7).
 Drysdale and Roseboro.
 HR — Killebrew, Parker, Oliva, Johnson. T — 2:15. A — 55,920.

GAME 5 Monday, October 11 at Los Angeles

Minnesota	0	0	0	0	0	0	0	0	—	0	4	1	
Los Angeles	2	0	2	1	0	0	2	0	x	—	7	14	0

WP — Koufax. LP — Kaat.
 Kaat, Boswell (3), Perry (6) and Battey.
 Koufax and Roseboro.
 T — 2:34. A — 55,801.

GAME 6 Wednesday, October 13 at Minnesota

Los Angeles	0	0	0	0	0	1	0	0	—	1	6	1	
Minnesota	0	0	0	2	0	3	0	0	x	—	5	6	1

WP — Grant. LP — Osteen.
 Osteen, Reed (6), Miller (8) and Roseboro.
 Grant and Battey.
 HR — Fairly, Allison, Grant. T — 2:16. A — 49,578.

GAME 7 Thursday, October 14 at Minnesota

Los Angeles	0	0	0	2	0	0	0	0	—	2	7	0
Minnesota	0	0	0	0	0	0	0	0	—	0	3	1

WP — Koufax. LP — Kaat.
 Koufax and Roseboro.
 Kaat, Worthington (4), Klippstein (6), Merritt (7), Perry (9) and Battey.
 HR — Johnson. T — 2:27. A — 50,596.



1969 AMERICAN LEAGUE CHAMPIONSHIP SERIES

TWINS VS. BALTIMORE ORIOLES

ORIOLES:	AVG	G	AB	R	H	2B	3B	HR	RBI	BB	SO	SB
B. Robinson, 3b	.500	3	14	1	7	1	0	0	0	0	0	0
Motton, ph	.500	2	2	0	1	0	0	0	1	0	0	0
Blair, cf	.400	3	15	1	6	2	0	1	6	2	2	0
Powell, 1b	.385	3	13	2	5	0	0	1	1	2	0	0
F. Robinson, rf	.333	3	12	1	4	2	0	1	2	3	3	0
Buford, lf	.286	3	14	3	4	1	0	0	1	3	0	0
Belanger, ss	.267	3	15	4	4	0	1	1	1	0	0	0
Hendricks, ph-c	.250	3	8	2	2	2	0	0	3	1	2	0
Johnson, 2b	.231	3	13	2	3	0	0	0	0	2	1	0
Palmer, p	.000	1	5	0	0	0	0	0	0	0	3	0
Etchebarren, c	.000	2	4	0	0	0	0	0	0	0	0	0
McNally, p	.000	1	4	0	0	0	0	0	0	0	2	0
Cuellar, p	.000	1	2	0	0	0	0	0	0	0	1	0
May, ph	.000	1	1	0	0	0	0	0	0	0	0	0
Salmon, ph	.000	1	1	0	0	0	0	0	0	0	0	0
R. Hall, p	.000	1	0	0	0	0	0	0	0	0	0	0
Lopez, p	.000	1	0	0	0	0	0	0	0	0	0	0
Rettenmund, ph	.000	1	0	0	0	0	0	0	0	0	0	0
Richert, p	.000	1	0	0	0	0	0	0	0	0	0	0
Watt, p	.000	1	0	0	0	0	0	0	0	0	0	0
Totals	.293	3	123	16	36	8	1	4	15	13	14	0

Pitchers:	W	L	ERA	G	GS	CG	SHO	SV	IP	H	R	ER	BB	SO
McNally	1	0	0.00	1	1	1	1	0	11.0	3	0	0	0	5
Watt	0	0	0.00	1	0	0	0	0	2.0	3	0	0	0	2
Richert	0	0	0.00	1	0	0	0	0	1.0	0	0	0	0	2
R. Hall	1	0	0.00	1	0	0	0	0	0.2	0	0	0	0	1
Lopez	0	0	0.00	1	0	0	0	0	0.1	1	0	0	0	2
Palmer	1	0	2.00	1	1	1	1	0	9.0	10	2	2	2	4
Cuellar	0	0	2.25	1	1	0	0	0	8.0	3	3	2	1	7
Totals	3	0	1.13	7	3	2	1	0	32.0	17	5	4	12	27

DID YOU Know?

...that when Rick Aguilera pinch-hit for Mark Guthrie in Game 3 of the 1991 World Series, he became the first pitcher to be used in that role since Don Drysdale did so for the Dodgers in Game 2 of the 1965 Series vs. Minnesota.

1969 ALCS (CONTINUED)

TWINS:	AVG	G	AB	R	H	2B	3B	HR	RBI	BB	SO	SB
Nettles, ph	1.000	1	1	0	1	0	0	0	0	0	0	0
Woodson, p	1.000	1	1	0	1	0	0	0	0	0	0	0
Oliva, rf	.385	3	13	3	5	2	0	1	2	1	3	1
Roseboro, c	.200	2	5	0	1	0	0	0	0	0	0	0
Reese, lb	.167	3	12	0	2	0	0	0	2	1	1	0
Uhlaender, lf	.167	2	6	0	1	0	0	0	0	0	0	0
Cardenas, ss	.154	3	13	0	2	0	1	0	0	0	7	0
Mitterwald, c	.143	2	7	0	1	0	0	0	0	1	3	0
Killebrew, 3b	.125	3	8	2	1	1	0	0	0	6	2	0
Tovar, cf	.077	3	13	0	1	0	0	0	0	1	2	1
Carew, 2b	.071	3	14	0	1	0	0	0	0	1	4	0
Allison, lf	.000	2	8	0	0	0	0	1	0	0	0	0
Boswell, p	.000	1	4	0	0	0	0	0	0	0	4	0
Perry, p	.000	1	3	0	0	0	0	0	0	0	1	0
Perranoski, p	.000	3	1	0	0	0	0	0	0	0	0	0
Renick, ph	.000	1	1	0	0	0	0	0	0	0	0	0
Chance, p	.000	1	0	0	0	0	0	0	0	0	0	0
Grzenda, p	.000	1	0	0	0	0	0	0	0	0	0	0
T. Hall, p	.000	1	0	0	0	0	0	0	0	0	0	0
Manuel, ph	.000	1	0	0	0	0	0	0	1	0	0	0
Miller, p	.000	1	0	0	0	0	0	0	0	0	0	0
Worthington, p	.000	1	0	0	0	0	0	0	0	0	0	0
Totals	.155	3	110	5	17	3	1	1	5	12	27	2

Pitchers:	W	L	ERA	G	GS	CG	SHO	SV	IP	H	R	ER	BB	SO
Grzenda	0	0	0.00	1	0	0	0	0	0.2	0	0	0	0	0
T. Hall	0	0	0.00	1	0	0	0	0	0.2	0	0	0	0	0
Boswell	0	1	0.84	1	1	0	0	0	10.2	7	1	1	7	4
Perry	0	0	3.38	1	1	0	0	0	8.0	6	3	3	3	3
Miller	0	1	5.40	1	1	0	0	0	1.2	5	3	1	0	0
Perranoski	0	1	5.79	3	0	0	0	0	4.2	8	3	3	0	2
Worthington	0	0	6.75	1	0	0	0	0	1.1	3	1	1	0	1
Woodson	0	0	10.80	1	0	0	0	0	1.2	3	2	2	3	2
Chance	0	0	13.50	1	0	0	0	0	2.0	4	3	3	0	2
Totals	0	3	4.02	11	3	0	0	0	31.1	36	16	14	13	14

GAME 1 Saturday, October 4 at Baltimore

Minnesota	0	0	0	1	0	2	0	0	0	0	—	3	4	2	
Baltimore	0	0	0	1	1	0	0	0	1	0	0	1	4	10	1

WP — Hall. LP — Perranoski.

Perry, Perranoski (9) and Mitterwald, Roseboro (12).

Cuellar, Richert (9), Watt (10), Lopez (12), R. Hall (12) and Hendricks, Etchebarren (10).

HR — F. Robinson, Belanger, Oliva, Powell.

T — 3:29. A — 39,324.

GAME 3 Monday, October 6 at Minnesota

Baltimore	0	3	0	2	0	1	0	2	3	—	11	18	0
Minnesota	1	0	0	0	1	0	0	0	0	—	2	10	2

WP — Palmer. LP — Miller.

Palmer and Hendricks.

Miller, Woodson (2), T. Hall (4), Worthington (5), Grzenda (6), Chance (7), Perranoski (9) and Roseboro.

HR — Blair. T — 2:48. A — 32,735.

GAME 2 Sunday, October 5 at Baltimore

Minnesota	0	0	0	0	0	0	0	0	0	—	0	3	1	
Baltimore	0	0	0	0	0	0	0	0	0	1	—	1	8	0

WP — McNally. LP — Boswell.

Boswell, Perranoski (11) and Mitterwald.

McNally and Etchebarren, Hendricks (10).

T — 3:17. A — 41,704.





1970 AMERICAN LEAGUE CHAMPIONSHIP SERIES

TWINS VS. BALTIMORE ORIOLES

ORIOLES:	AVG	G	AB	R	H	2B	3B	HR	RBI	BB	SO	SB
B. Robinson, 3b	.583	3	12	3	7	2	0	0	1	0	1	0
Cuellar, p	.500	1	2	1	1	0	0	1	4	0	1	0
R. Hall, p	.500	1	2	1	1	0	0	0	0	0	1	0
Powell, 1b	.429	3	14	2	6	2	0	1	6	0	3	0
Buford, lf	.429	2	7	2	3	1	0	1	3	2	0	0
Hendricks, c	.400	1	5	2	2	0	0	0	0	0	1	0
McNally, p	.400	1	5	1	2	1	0	0	1	0	1	0
Johnson, 2b	.364	3	11	4	4	0	0	2	4	1	1	0
Belanger, ss	.333	3	12	5	4	0	0	0	1	1	0	0
Rettenmund, lf	.333	1	3	1	1	0	0	0	1	2	1	1
Palmer, p	.250	1	4	1	1	1	0	0	1	0	0	0
F. Robinson, rf	.200	3	10	3	2	0	0	1	2	5	2	0
Etchebarren, c	.111	2	9	1	1	0	0	0	0	0	3	0
Blair, cf	.077	3	13	0	1	0	0	0	0	1	4	0
Totals	.330	3	109	27	36	7	0	6	24	12	19	1

Pitchers:	W	L	ERA	G	GS	CG	SHO	SV	IP	H	R	ER	BB	SO
R. Hall	1	0	0.00	1	0	0	0	0	4.2	1	0	0	0	3
Palmer	1	0	1.00	1	1	1	0	0	9.0	7	1	1	3	12
McNally	1	0	3.00	1	1	1	0	0	9.0	6	3	3	5	5
Cuellar	0	0	12.46	1	1	0	0	0	4.1	10	6	6	1	2
Totals	3	0	3.33	4	3	2	0	0	27.0	24	10	10	9	22

TWINS:	AVG	G	AB	R	H	2B	3B	HR	RBI	BB	SO	SB
Oliva, rf	.500	3	12	2	6	2	0	1	1	0	1	0
Mitterwald, c	.500	2	8	2	4	1	0	0	2	0	2	0
Tovar, cf-2b-lf	.385	3	13	2	5	0	1	0	1	0	0	0
Killebrew, 3b-1b	.273	3	11	2	3	0	0	2	4	2	4	0
Ratliff, c	.250	1	4	0	1	0	0	0	0	0	1	0
Renick, 3b-ph	.200	2	5	0	1	0	0	0	0	0	1	0
Cardenas, ss	.182	3	11	1	2	0	0	0	1	1	1	0
Reese, 1b	.143	2	7	0	1	0	0	0	0	1	1	0
Thompson, 2b	.125	3	8	0	1	1	0	0	0	1	0	0
Alvea, lf-ph	.000	3	7	1	0	0	0	0	0	2	3	0
Holt, ph-cf-pr	.000	3	5	0	0	0	0	0	0	0	2	0
Allison, ph	.000	3	2	0	0	0	0	0	0	1	1	0
Quilici, 2b-ph	.000	3	2	0	0	0	0	0	0	0	1	0
Carew, ph	.000	2	2	0	0	0	0	0	0	0	1	0
T. Hall, p	.000	2	1	0	0	0	0	0	0	0	1	0
Perry, p	.000	2	1	0	0	0	0	0	1	0	0	0
Kaat, p	.000	1	1	0	0	0	0	0	0	0	1	0
Manuel, ph	.000	1	1	0	0	0	0	0	0	0	1	0
Perranoski, p	.000	2	0	0	0	0	0	0	0	0	0	0
Tiant, p-pr	.000	2	0	0	0	0	0	0	0	0	0	0
Williams, p	.000	2	0	0	0	0	0	0	0	1	0	0
Zepp, p	.000	2	0	0	0	0	0	0	0	0	0	0
Blyleven, p	.000	1	0	0	0	0	0	0	0	0	0	0
Woodson, p	.000	1	0	0	0	0	0	0	0	0	0	0
Totals	.238	3	101	10	24	4	1	3	10	9	22	0

Pitchers:	W	L	ERA	G	GS	CH	SHO	SV	IP	H	R	ER	BB	SO
Williams	0	0	0.00	2	0	0	0	0	6.0	2	0	0	1	2
Blyleven	0	0	0.00	1	0	0	0	0	2.0	2	1	0	0	2
T. Hall	0	1	6.75	2	1	0	0	0	5.1	6	4	4	4	6
Zepp	0	0	6.75	2	0	0	0	0	1.1	2	1	1	2	2
Kaat	0	1	9.00	1	1	0	0	0	2.0	6	4	2	2	1
Woodson	0	0	9.00	1	0	0	0	0	1.0	2	1	1	1	0
Perry	0	1	13.50	2	1	0	0	0	5.1	10	9	8	1	3
Tiant	0	0	13.50	1	0	0	0	0	0.2	1	2	1	0	0
Perranoski	0	0	19.29	2	0	0	0	0	2.1	5	5	5	1	3
Totals	0	3	7.62	14	3	0	0	0	26.0	36	27	22	12	19

DO YOU *Know?*

...that the last time the Twins/Senators won a World Series road game was on October 7, 1925. Starting pitcher Walter Johnson allowed one run on five hits in 9.0 innings pitched to go along with 10 strikeouts in Game 1 vs. Pittsburgh. Since that game, the Twins/Senators have 14 straight losses (three straight losses in '25, two straight in '33, three straight in '65, three straight in '87 and three more in '91).

POSTSEASON

1970 ALCS [CONTINUED]

GAME 1 Saturday, October 3 at Minnesota

Baltimore	0	2	0	7	0	1	0	0	0	0	—	10	13	0
Minnesota	1	1	0	1	3	0	0	0	0	0	—	6	11	2

WP — Hall. LP — Perry.
 Cuellar, R. Hall (5) and Hendricks.
 Perry, Zepp (4), Woodson (5), Williams (6), Perranoski (9) and Mitterwald.
 HR — Cuellar, Buford, Powell, Killebrew. T — 2:36. A — 26,847.

GAME 3 Monday, October 5 at Baltimore

Minnesota	0	0	0	0	1	0	0	0	0	0	—	1	7	2
Baltimore	1	1	3	0	0	0	1	0	x	—	6	10	0	0

WP — Palmer. LP — Kaat.
 Kaat, Blyleven (3), T. Hall (5), Perry (7) and Ratliff.
 Palmer and Etchebarren.
 HR — Johnson. T — 2:20. A — 27,608.

GAME 2 Sunday, October 4 at Minnesota

Baltimore	1	0	2	1	0	0	0	0	7	—	11	13	0
Minnesota	0	0	0	3	0	0	0	0	0	—	3	6	2

WP — McNally. LP — Hall.
 McNally and Etchebarren.
 T. Hall, Zepp (4), Williams (5), Perranoski (8), Tiant (9) and Mitterwald.
 HR — F. Robinson, Killebrew, Oliva, Johnson. T — 2:59. A — 27,490.



1987 AMERICAN LEAGUE CHAMPIONSHIP SERIES

TWINS VS. DETROIT TIGERS

TIGERS:	AVG	G	AB	R	H	2B	3B	HR	RBI	BB	SO	SB
Grubb, ph-dh	.571	4	7	0	4	0	0	0	0	0	1	0
Morrison, dh-3b	.400	2	5	1	2	0	0	0	0	0	1	0
Hernon, rf-ph-dh	.333	3	9	1	3	1	0	0	2	1	1	1
Sheridan, rf-pr	.300	5	10	2	3	1	0	1	2	0	2	0
Evans, 1b-3b	.294	5	17	0	5	0	0	0	0	4	2	0
Gibson, lf	.286	5	21	4	6	1	0	1	4	3	8	3
Heath, c	.286	3	7	1	2	0	0	1	2	0	0	0
Lemon, cf	.278	5	18	4	5	0	0	2	4	1	4	0
Bergman, ph-dh-1b	.250	4	4	0	1	0	0	0	2	0	1	0
Trammell, ss	.200	5	20	3	4	1	0	0	2	1	2	0
Whitaker, 2b	.176	5	17	4	3	0	0	1	1	7	3	1
Nokes, ph-dh-c	.143	5	14	2	2	0	0	1	2	1	4	0
Brookens, 3b	.000	5	13	0	0	0	0	0	0	0	3	0
Madlock, dh	.000	1	5	0	0	0	0	0	0	0	3	0
Totals	.240	5	167	23	40	4	0	7	21	18	35	5

Pitchers:	W	L	ERA	G	GS	CG	SHO	SV	IP	H	R	ER	BB	SO
Petry	0	0	0.00	1	0	0	0	0	3.1	1	1	0	0	1
Hernandez	0	0	0.00	1	0	0	0	0	0.1	2	0	0	0	0
Robinson	0	0	0.00	1	0	0	0	0	0.1	1	0	0	0	0
Thurmond	0	0	0.00	1	0	0	0	0	0.1	0	0	0	0	0
King	0	0	1.69	2	0	0	0	0	5.1	3	1	1	2	4
Tanana	0	1	5.06	1	1	0	0	0	5.1	6	4	3	4	1
Morris	0	1	6.75	1	1	1	0	0	8.0	6	6	6	3	7
Terrell	0	0	9.00	1	1	0	0	0	6.0	7	6	6	4	4
Alexander	0	2	10.00	2	2	0	0	0	9.0	14	10	10	1	5
Henneman	1	0	10.80	1	0	0	0	0	5.0	6	6	6	6	3
Totals	1	4	6.70	12	5	1	0	0	43.0	46	34	32	20	25

TWINS:	AVG	G	AB	R	H	2B	3B	HR	RBI	BB	SO	SB
Larkin, ph	1.000	1	1	0	1	1	0	0	1	0	0	0
Butera, c	.667	1	3	0	2	0	0	0	0	0	0	0
Brunansky, rf	.412	5	17	5	7	4	0	2	9	4	3	0
Baylor, ph-dh	.400	2	5	0	2	0	0	0	1	0	0	0
Gladden, lf	.350	5	20	5	7	2	0	0	5	2	1	0
Gaetti, 3b	.300	5	20	5	6	1	0	2	5	1	3	0
Gagne, ss	.278	5	18	5	5	3	0	2	3	3	4	0
Lombardozi, 2b-pr	.267	5	15	2	4	0	0	0	1	2	2	0
Bush, dh	.250	4	12	4	3	0	1	0	2	3	2	3
Puckett, cf	.208	5	24	3	5	1	0	1	3	0	5	1
Hrbek, 1b	.150	5	20	4	3	0	0	1	1	3	0	0
Laudner, c	.071	5	14	1	1	1	0	0	2	2	5	0
Newman, 2b	.000	1	2	0	0	0	0	0	0	0	0	0
Davidson, pr	.000	1	0	0	0	0	0	0	0	0	0	0
Totals	.269	5	171	34	46	13	1	8	33	20	25	4

Pitchers:	W	L	ERA	G	GS	CG	SHO	SV	IP	H	R	ER	BB	SO
Schatzeder	0	0	0.00	2	0	0	0	0	4.1	2	0	0	0	5
Atherton	0	0	0.00	1	0	0	0	0	0.1	1	0	0	0	0
Berenguer	0	0	1.50	4	0	0	0	1	6.0	1	1	1	1	3
Blyleven	2	0	4.05	2	2	0	0	0	13.1	12	6	6	3	9
Reardon	1	1	5.06	4	0	0	0	2	5.1	7	6	6	3	6
Viola	1	0	5.25	2	2	0	0	0	12.0	14	8	7	5	9
Straker	0	0	16.88	1	1	0	0	0	2.2	3	5	5	4	1
Totals	4	1	4.50	16	5	0	0	3	44.0	40	23	22	18	35

1987 ALCS [CONTINUED]

GAME 1 Wednesday, October 7 at Minnesota

Detroit	0	0	1	0	0	1	1	2	0	—	5	10	0
Minnesota	0	1	0	0	3	0	0	4	x	—	8	10	0

WP — Reardon. LP — Alexander.
 Alexander, Henneman (8), King (8) and Heath.
 Viola, Reardon (8) and Laudner.
 HR — Gaetti 2, Heath, Gibson. T — 2:46. A — 53,269.

GAME 2 Thursday, October 8 at Minnesota

Detroit	0	2	0	0	0	0	0	1	0	—	3	7	1
Minnesota	0	3	0	2	1	0	0	0	x	—	6	6	0

WP — Blyleven. LP — Morris. Save — Berenguer.
 Morris and Heath, Nokes (8).
 Blyleven, Berenguer (8) and Laudner.
 HR — Lemon, Hrbek, Whitaker. T — 2:54. A — 55,245.

GAME 3 Saturday, October 10 at Detroit

Minnesota	0	0	0	2	0	2	2	0	0	—	6	8	1
Detroit	0	0	5	0	0	0	0	2	x	—	7	7	0

WP — Henneman. LP — Reardon.
 Straker, Schatzeder (3), Berenguer (7), Reardon (8) and Butera, Laudner (7).
 Terrell, Henneman (7) and Nokes.
 HR — Gagne, Brunansky, Sheridan. T — 3:29. A — 49,730.

GAME 4 Sunday, October 11 at Detroit

Minnesota	0	0	1	1	1	1	0	1	0	—	5	7	1
Detroit	1	0	0	0	1	1	0	0	0	—	3	7	3

WP — Viola. LP — Tanana. Save — Reardon.
 Viola, Atherton (6), Berenguer (6), Reardon (9) and Laudner.
 Tanana, Petry (6), Thurmond (9) and Heath.
 HR — Puckett, Gagne. T — 3:24. A — 51,939.

GAME 5 Monday, October 12 at Detroit

Minnesota	0	4	0	0	0	0	1	1	3	—	9	15	1
Detroit	0	0	0	3	0	0	0	1	1	—	5	9	1

WP — Blyleven. LP — Alexander. Save — Reardon.
 Blyleven, Schatzeder (7), Berenguer (8), Reardon (8) and Laudner.
 Alexander, King (2), Henneman (7), Robinson (9) and Nokes.
 HR — Nokes, Lemon, Brunansky. T — 3:14. A — 47,448.



1987 WORLD SERIES

TWINS VS. ST. LOUIS CARDINALS

CARDINALS:	AVG	G	AB	R	H	2B	3B	HR	RBI	BB	SO	SB		
Pendleton, dh-ph	.429	3	7	2	3	0	0	0	1	1	1	2		
Peña, c-dh	.409	7	22	2	9	1	0	0	4	3	2	1		
McGee, cf	.370	7	27	2	10	2	0	0	4	0	9	0		
Lindeman, 1b-ph-rf	.333	6	15	3	5	1	0	0	2	0	3	0		
Lake, c	.333	3	3	0	1	0	0	0	1	0	0	0		
Ford, rf-ph	.308	5	13	1	4	0	0	0	2	1	1	0		
Herr, 2b	.250	7	28	2	7	0	0	1	1	2	2	0		
Oquendo, rf-3b	.250	7	24	2	6	0	0	0	2	1	4	0		
Pagnozzi, dh-ph	.250	2	4	0	1	0	0	0	0	0	0	0		
Driessen, 1b	.231	4	13	3	3	2	0	0	1	1	1	0		
Smith, ss	.214	7	28	3	6	0	0	0	2	2	3	2		
Coleman, lf	.143	7	28	5	4	2	0	0	2	2	10	6		
Lawless, 3b	.100	3	10	1	1	0	0	1	3	0	4	0		
Cox, p	.000	3	2	0	0	0	0	0	0	0	1	0		
Forsch, p	.000	3	2	0	0	0	0	0	0	0	0	0		
Tudor, p	.000	2	2	0	0	0	0	0	0	0	2	0		
Morris, rf	.000	1	2	0	0	0	0	0	0	0	0	0		
Dayley, p	.000	4	1	0	0	0	0	0	0	0	1	0		
Mathews, p	.000	1	1	0	0	0	0	0	0	0	0	0		
Worrell, p	.000	4	0	0	0	0	0	0	0	0	0	0		
Horton, p	.000	2	0	0	0	0	0	0	0	0	0	0		
Magrane, p	.000	2	0	0	0	0	0	0	0	0	0	0		
Tunnell, p	.000	2	0	0	0	0	0	0	0	0	0	0		
Johnson, pr	.000	1	0	0	0	0	0	0	0	0	0	1		
Totals	.259	7	232	26	60	8	0	2	25	13	44	12		
Pitchers:	W	L	ERA	G	GS	CG	SHO	SV	IP	H	R	ER	BB	SO
Worrell	0	0	1.29	4	0	0	0	2	7.0	6	1	1	4	3
Dayley	0	0	1.93	4	0	0	0	1	4.2	2	1	1	0	3
Tunnell	0	0	2.08	2	0	0	0	0	4.1	4	2	1	2	1
Mathews	0	0	2.45	1	1	0	0	0	3.2	2	1	1	2	3
Tudor	1	1	5.73	2	2	0	0	0	11.0	15	7	7	3	8
Horton	0	0	6.00	2	0	0	0	0	3.0	5	2	2	0	1
Cox	1	2	7.71	3	2	0	0	0	11.2	13	10	10	8	9
Magrane	0	1	8.59	2	2	0	0	0	7.1	9	7	7	5	5
Forsch	1	0	9.95	3	0	0	0	0	6.1	8	7	7	5	3
Totals	3	4	5.64	23	7	0	0	3	59.0	64	38	37	29	36

DID YOU Know?

...that the 1987 World Series was the first in which games were played indoors.

1987 WORLD SERIES (CONTINUED)

TWINS:	AVG	G	AB	R	H	2B	3B	HR	RBI	BB	SO	SB
Smalley, ph	.500	4	2	0	1	1	0	0	0	2	0	0
Lombardozi, 2b	.412	6	17	3	7	1	0	1	4	2	2	0
Baylor, dh-ph	.385	5	13	3	5	0	0	1	3	1	1	0
Puckett, cf	.357	7	28	5	10	1	1	0	3	2	1	1
Laudner, c	.318	7	22	4	7	1	0	1	4	5	4	0
Gladden, lf	.290	7	31	3	9	2	1	1	7	3	4	2
Gaetti, 3b	.259	7	27	4	7	2	1	1	4	2	5	2
Hrbek, 1b	.208	7	24	4	5	0	0	1	6	5	3	0
Gagne, ss	.200	7	30	5	6	1	0	1	3	1	6	0
Brunansky, rf	.200	7	25	5	5	0	0	0	2	4	4	1
Newman, pr-2b-ph	.200	4	5	0	1	0	0	0	0	1	1	0
Bush, dh-ph	.167	4	6	1	1	1	0	0	2	0	1	0
Larkin, 1b-ph	.000	5	3	1	0	0	0	0	0	1	0	0
Straker, p	.000	2	2	0	0	0	0	0	0	0	2	0
Viola, p	.000	3	1	0	0	0	0	0	0	0	1	0
Blyleven, p	.000	2	1	0	0	0	0	0	0	0	1	0
Davidson, rf-ph	.000	2	1	0	0	0	0	0	0	0	0	0
Reardon, p	.000	4	0	0	0	0	0	0	0	0	0	0
Berenguer, p	.000	3	0	0	0	0	0	0	0	0	0	0
Schatzeder, p	.000	3	0	0	0	0	0	0	0	0	0	0
Atherton, p	.000	2	0	0	0	0	0	0	0	0	0	0
Butera, c	.000	1	0	0	0	0	0	0	0	0	0	0
Frazier, p	.000	1	0	0	0	0	0	0	0	0	0	0
Niekro, p	.000	1	0	0	0	0	0	0	0	0	0	0
Totals	.269	7	238	38	64	10	3	7	38	29	36	6

Pitchers:	W	L	ERA	G	GS	CG	SHO	SV	IP	H	R	ER	BB	SO
Reardon	0	0	0.00	4	0	0	0	1	4.2	5	0	0	0	3
Frazier	0	0	0.00	1	0	0	0	0	2.0	1	0	0	0	2
Niekro	0	0	0.00	1	0	0	0	0	2.0	1	0	0	1	1
Blyleven	1	1	2.77	2	2	0	0	0	13.0	13	5	4	2	12
Viola	2	1	3.72	3	3	0	0	0	19.1	17	8	8	3	16
Straker	0	0	4.00	2	2	0	0	0	9.0	9	4	4	3	6
Schatzeder	1	0	6.23	3	0	0	0	0	4.1	4	3	3	3	3
Atherton	0	0	6.75	2	0	0	0	0	1.1	0	1	1	1	0
Berenguer	0	1	10.38	3	0	0	0	0	4.1	10	5	5	0	1
Totals	4	3	3.75	21	7	0	0	1	60.0	60	26	25	13	44

GAME 1 Saturday, October 17 at Minnesota

St. Louis 0 1 0 0 0 0 0 0 0 — 1 5 1

Minnesota 0 0 0 7 2 0 1 0 x — 10 11 0

WP — Viola. LP — Magrane.

Magrane, Forsch (4), Horton (7) and Peña, Lake (8).

Viola, Atherton (9) and Laudner.

HR — Gladden, Lombardozi. T — 2:39. A — 55,171.

GAME 2 Sunday, October 18 at Minnesota

St. Louis 0 0 0 0 1 0 1 2 0 — 4 9 0

Minnesota 0 1 0 6 0 1 0 0 x — 8 10 0

WP — Blyleven. LP — Cox.

Cox, Tunnell (4), Dayley (7), Worrell (8) and Peña.

Blyleven, Berenguer (8), Reardon (9) and Laudner.

HR — Gaetti, Laudner. T — 2:42. A — 55,257.

GAME 3 Tuesday, October 20 at St. Louis

Minnesota 0 0 0 0 0 1 0 0 0 — 1 5 1

St. Louis 0 0 0 0 0 0 3 0 x — 3 9 1

WP — Tudor. LP — Berenguer. Save — Worrell.

Straker, Berenguer (7), Schatzeder (7) and Laudner.

Tudor, Worrell (8) and Peña.

T — 2:45. A — 55,347.

GAME 4 Wednesday, October 21 at St. Louis

Minnesota 0 0 1 0 1 0 0 0 0 — 2 7 1

St. Louis 0 0 1 6 0 0 0 0 x — 7 10 1

WP — Forsch. LP — Viola. Save — Dayley.

Viola, Schatzeder (4), Niekro (5), Frazier (7) and Laudner, Butera (8).

Mathews, Forsch (4), Dayley (7) and Peña.

HR — Gagne, Lawless. T — 3:11. A — 55,347.

GAME 5 Thursday, October 22 at St. Louis

Minnesota 0 0 0 0 0 0 0 2 0 — 2 6 1

St. Louis 0 0 0 0 0 3 1 0 x — 4 10 1

WP — Cox. LP — Blyleven. Save — Worrell.

Blyleven, Atherton (7), Reardon (7) and Laudner.

Cox, Dayley (8), Worrell (8) and Peña, Lake (9).

T — 3:21. A — 55,347.

GAME 6 Saturday, October 24 at Minnesota

St. Louis 1 1 0 2 1 0 0 0 0 — 5 11 2

Minnesota 2 0 0 0 4 4 0 1 x — 11 15 0

WP — Schatzeder. LP — Tudor.

Tudor, Horton (5), Forsch (6), Dayley (6), Tunnell (7) and Peña.

Straker, Schatzeder (4), Berenguer (6), Reardon (9) and Laudner.

HR — Herr, Baylor, Hrbek. T — 3:22. A — 55,293.

GAME 7 Sunday, October 25 at Minnesota

St. Louis 0 2 0 0 0 0 0 0 0 — 2 6 1

Minnesota 0 1 0 0 1 1 0 1 x — 4 10 0

WP — Viola. LP — Cox. Save — Reardon.

Magrane, Cox (5), Worrell (6) and Lake.

Viola, Reardon (9) and Laudner.

T — 3:04. A — 55,376.

DID YOU Know?

...that in 1991, the Twins became the first team in major league history to go from last place the previous season to World Champions the next.



1991 AMERICAN LEAGUE CHAMPIONSHIP SERIES

TWINS VS. TORONTO BLUE JAYS

BLUE JAYS:	AVG	G	AB	R	H	2B	3B	HR	RBI	BB	SO	SB
Alomar, 2b	.474	5	19	3	9	0	0	0	4	2	3	2
White, cf	.364	5	22	5	8	1	0	0	0	2	3	3
Gruber, 3b	.286	5	21	1	6	1	0	0	4	0	4	1
Borders, c	.263	5	19	0	5	1	0	0	2	0	0	0
Carter, rf-dh	.263	5	19	3	5	2	0	1	4	1	5	0
Wilson, pr-1f	.250	3	8	1	2	0	0	0	0	1	3	1
Olerud, 1b	.158	5	19	1	3	0	0	0	3	3	1	0
Lee, ss	.125	5	16	3	2	0	0	0	0	1	5	0
Mulliniks, dh-ph	.125	5	8	1	1	0	0	0	0	3	0	0
Maldonado, lf-1f	.100	5	20	1	2	1	0	0	1	1	6	0
Ducey, pr-1f	.000	1	1	0	0	0	0	0	0	0	0	0
Tabler, ph-dh	.000	2	1	0	0	0	0	0	0	1	0	0
Gonzales, pr-ss	.000	2	0	0	0	0	0	0	0	0	0	0
Totals	.249	5	173	19	43	6	0	1	18	15	30	7

Pitchers:	W	L	ERA	G	GS	CG	SHO	SV	IP	H	R	ER	BB	SO
Henke	0	0	0.00	2	0	0	0	0	2.2	0	0	0	1	5
Acker	0	0	0.00	1	0	0	0	0	0.2	1	0	0	0	1
Wells	0	0	2.35	4	0	0	0	0	7.2	6	2	2	2	9
Key	0	0	3.00	1	1	0	0	0	6.0	5	2	2	1	1
Guzmán	1	0	3.18	1	1	0	0	0	5.2	4	2	2	4	2
Timlin	0	1	3.18	4	0	0	0	0	5.2	5	4	2	2	5
Ward	0	1	6.23	2	0	0	0	1	4.1	4	3	3	1	6
Candiotti	0	1	8.22	2	2	0	0	0	7.2	17	9	7	2	5
MacDonald	0	0	9.00	1	0	0	0	1	1.0	1	1	1	1	0
Stottlemire	0	1	9.82	1	1	0	0	0	3.2	7	4	4	1	3
Totals	1	4	4.60	5	5	0	0	1	45.0	50	27	23	15	37

TWINS:	AVG	G	AB	R	H	2B	3B	HR	RBI	BB	SO	SB
Puckett, cf	.429	5	21	4	9	1	0	2	6	1	4	0
Knoblauch, 2b	.350	5	20	5	7	2	0	0	3	3	3	2
Mack, rf	.333	5	18	4	6	1	1	0	3	2	4	2
Pagliarulo, 3b-ph	.333	5	15	4	5	1	0	1	3	0	2	0
Davis, dh	.294	5	17	3	5	2	0	0	2	5	8	1
Harper, c	.278	5	18	1	5	2	0	0	1	0	2	0
Gladden, lf	.261	5	23	4	6	0	0	0	3	1	3	3
Gagne, ss	.235	5	17	1	4	0	0	0	1	1	5	0
Hrbek, 1b	.143	5	21	0	3	0	0	0	3	1	3	0
Leius, 3b	.000	3	4	0	0	0	0	0	0	1	1	0
Larkin, ph	.000	3	3	0	0	0	0	0	0	0	1	0
Ortiz, c	.000	3	3	0	0	0	0	0	0	0	0	0
Sorrento, ph	.000	1	1	0	0	0	0	0	0	0	1	0
Newman, 3b-ss	.000	2	0	0	0	0	0	0	0	0	0	0
Brown, pr	.000	1	0	0	0	0	0	0	0	0	0	0
Totals	.276	5	181	27	50	9	1	3	25	15	37	8

Pitchers:	W	L	ERA	G	GS	CG	SHO	SV	IP	H	R	ER	BB	SO
West	1	0	0.00	2	0	0	0	0	5.2	1	0	0	4	4
Willis	0	0	0.00	3	0	0	0	0	5.1	2	0	0	0	3
Aguilera	0	0	0.00	3	0	0	0	3	3.1	1	0	0	0	3
Guthrie	1	0	0.00	2	0	0	0	0	2.2	0	0	0	0	0
Bedrosian	0	0	0.00	2	0	0	0	0	1.1	3	2	0	2	2
Morris	2	0	4.05	2	2	0	0	0	13.1	17	6	6	1	7
Erickson	0	0	4.50	1	1	0	0	0	4.0	3	2	2	5	2
Tapani	0	1	7.84	2	2	0	0	0	10.1	16	9	9	3	9
Totals	4	1	3.33	5	5	0	0	3	46.0	43	19	17	15	30

TWINS POSTSEASON CLINCHING DATES

YEAR	GAME	DATE	DETAILS
1965	157	September 26	Twins defeated Washington 2-1 at Washington
1969	153	September 22	Twins defeated Kansas City 4-3 at Kansas City
1970	154	September 22	Twins defeated Oakland 5-3 at Oakland
1987	157	September 28	Twins defeated Texas 5-3 at Texas
1991	155	September 29	Twins lost 2-1 at Toronto while Chicago lost 2-1 to Seattle
2002	150	September 15	Twins won 5-0 at Cleveland while Chicago lost 8-4 to New York
2003	157	September 23	Twins won 4-1 vs. Cleveland while Chicago and Kansas City lost
2004	150	September 20	Twins defeated Chicago 8-2 at Chicago
2006	156	September 25	Twins defeated Kansas City 3-2 to clinch a playoff spot, eventually Division title on 10/1
2009	163	October 6	Twins defeated Detroit 6-5 in 12 innings in Central Division Tiebreaker game
2010	151	September 21	Twins defeated Cleveland 6-4, 91st win of season, Gardenhire's 800th career win
2017	158	September 27	Twins lost to Cleveland 2-4 while White Sox defeated Angels 6-4
2019	158	September 25	Twins defeated Detroit 5-1 while White Sox defeated Indians 8-3

POSTSEASON

1991 ALCS (CONTINUED)

GAME 1 Tuesday, October 8 at Minnesota

Toronto	0	0	1	0	3	0	0	0	—	4	9	2
Minnesota	2	2	1	0	0	0	0	x	—	5	11	0

WP — Morris. LP — Candiotti. Save — Aguilera.
Candiotti, Wells (3), Timlin (6) and Borders.
Morris, Willis (6), Aguilera (8) and Harper, Ortiz (8).
T — 3:17. A — 54,766.

GAME 2 Wednesday, October 9 at Minnesota

Toronto	1	0	2	0	0	2	0	0	—	5	9	0
Minnesota	0	0	1	0	0	1	0	0	—	2	5	1

WP — Guzmán. LP — Tapani. Save — Ward.
Guzmán, Henke (6), Ward (8) and Borders.
Tapani, Bedrosian (7), Guthrie (7) and Harper.
T — 3:02. A — 54,816.

GAME 3 Friday, October 11 at Toronto

Minnesota	0	0	0	0	1	1	0	0	0	1	—	3	7	0
Toronto	2	0	0	0	0	0	0	0	0	0	—	2	5	1

WP — Guthrie. LP — Timlin. Save — Aguilera.
Erickson, West (5), Willis (7), Guthrie (9), Aguilera (10) and Ortiz, Harper (10).
Key, Wells (7), Henke (8), Timlin (10) and Borders.
HR — Carter, Pagliarulo. T — 3:36. A — 51,454.

GAME 4 Saturday, October 12 at Toronto

Minnesota	0	0	0	4	0	2	1	1	1	—	9	13	0
Toronto	0	1	0	0	0	1	0	0	1	—	3	11	2

WP — Morris. LP — Stottleyre.
Morris, Bedrosian (9) and Harper.
Stottleyre, Wells (4), Acker (6), Timlin (7), MacDonald (9) and Borders.
HR — Puckett. T — 3:15. A — 51,526.

GAME 5 Sunday, October 13 at Toronto

Minnesota	1	1	0	0	0	3	0	3	0	—	8	14	2
Toronto	0	0	3	2	0	0	0	0	0	—	5	9	1

WP — West. LP — Ward. Save — Aguilera.
Tapani, West (5), Willis (8), Aguilera (9) and Harper, Ortiz (9).
Candiotti, Timlin (6), Ward (6), Wells (8) and Borders.
HR — Puckett. T — 3:29. A — 51,425.



1991 WORLD SERIES

TWINS VS. ATLANTA BRAVES

BRAVES:	AVG	G	AB	R	H	2B	3B	HR	RBI	BB	SO	SB
Lemke, 2b	.417	6	24	4	10	1	3	0	4	2	4	0
Belliard, ss	.375	7	16	0	6	1	0	0	4	1	2	0
Pendleton, 3b	.367	7	30	6	11	3	0	2	3	3	1	0
Gant, cf	.267	7	30	3	8	0	1	0	4	2	3	1
Justice, rf	.259	7	27	5	7	0	0	2	6	5	5	2
Treadway, 2b-ph	.250	3	4	1	1	0	0	0	0	1	2	0
Smith, dh-1f	.231	7	26	5	6	0	0	3	3	3	4	1
Olson, c	.222	7	27	3	6	2	0	0	1	5	4	1
Hunter, lf-1b	.190	7	21	2	4	1	0	1	3	0	2	0
Blauser, ss-ph	.167	5	6	0	1	0	0	0	0	1	1	0
Bream, 1b	.125	7	24	0	3	2	0	0	0	3	4	0
Avery, p	.000	2	3	0	0	0	0	0	0	0	2	0
Gregg, ph	.000	4	3	0	0	0	0	0	0	0	2	0
Glavine, p	.000	2	2	0	0	0	0	0	0	0	0	0
Mitchell, lf-pr	.000	3	2	0	0	0	0	0	0	0	1	0
Smoltz, p	.000	2	2	0	0	0	0	0	0	0	1	0
Cabrera, ph-c	.000	3	1	0	0	0	0	0	0	0	0	0
Clancy, p	.000	3	1	0	0	0	0	0	0	0	1	0
Leibrandt, p	.000	2	0	0	0	0	0	0	0	0	0	0
Mercker, p	.000	2	0	0	0	0	0	0	0	0	0	0
Peña, p	.000	3	0	0	0	0	0	0	0	0	0	0
St. Claire, p	.000	1	0	0	0	0	0	0	0	0	0	0
Stanton, p	.000	5	0	0	0	0	0	0	0	0	0	0
Willard, ph	.000	1	0	0	0	0	0	0	1	0	0	0
Wohlers, p	.000	3	0	0	0	0	0	0	0	0	0	0
Totals	.253	7	249	29	63	10	4	8	29	26	39	5

Pitchers:	W	L	ERA	G	GS	CG	SHO	SV	IP	H	R	ER	BB	SO
Stanton	1	0	0.00	5	0	0	0	0	7.1	5	0	0	2	7
Wohlers	0	0	0.00	3	0	0	0	0	1.2	2	0	0	2	1
Mercker	0	0	0.00	2	0	0	0	0	1.0	0	0	0	0	1
Smoltz	0	0	1.26	2	2	0	0	0	14.1	13	2	2	1	11
Glavine	1	1	2.70	2	2	1	0	0	13.1	8	6	4	7	8
Peña	0	1	3.38	3	0	0	0	0	5.1	6	2	2	3	7
Avery	0	0	3.46	2	2	0	0	0	13.0	10	6	5	1	8
Clancy	1	0	4.15	3	0	0	0	0	4.1	3	2	2	4	2
St. Claire	0	0	9.00	1	0	0	0	0	1.0	1	1	1	0	0
Leibrandt	0	2	11.25	2	1	0	0	0	4.0	8	5	5	1	3
Totals	3	4	2.89	7	7	1	0	0	65.1	56	24	21	21	48

1991 WORLD SERIES (CONTINUED)

TWINS:	AVG	G	AB	R	H	2B	3B	HR	RBI	BB	SO	SB
Larkin ph	.500	4	4	0	2	0	0	0	1	0	0	0
Newman ph-3b-2b-pr	.500	4	2	0	1	0	1	0	1	0	0	0
Harper c-ph	.381	7	21	2	8	2	0	0	1	2	2	0
Leius 3b-ph-ss	.357	7	14	2	5	0	0	1	2	1	2	0
Knoblauch 2b	.308	7	26	3	8	1	0	0	2	4	2	4
Pagliarulo ph-3b	.273	6	11	1	3	0	0	1	2	1	2	0
Puckett cf	.250	7	24	4	6	0	1	2	4	5	7	1
Bush ph-rf	.250	3	4	0	1	0	0	0	0	0	1	0
Gladden lf	.233	7	30	5	7	2	2	0	0	3	4	2
Davis dh-ph-rf	.222	6	18	4	4	0	0	2	4	2	3	0
Ortiz c	.200	3	5	0	1	0	0	0	1	0	1	0
Gagne ss	.167	7	24	1	4	1	0	1	3	0	7	0
Mack rf	.130	6	23	0	3	1	0	0	1	0	7	0
Hrbek 1b	.115	7	26	2	3	1	0	1	2	2	6	0
Brown pr-rf-cf	.000	3	2	0	0	0	0	0	0	0	0	0
Morris p	.000	3	2	0	0	0	0	0	0	0	1	0
Sorrento ph-1b	.000	3	2	0	0	0	0	0	0	1	2	0
Aguilera p-ph	.000	4	1	0	0	0	0	0	0	0	0	0
Erickson p	.000	2	1	0	0	0	0	0	0	0	1	0
Tapani p	.000	2	1	0	0	0	0	0	0	0	0	0
Bedrosian p	.000	3	0	0	0	0	0	0	0	0	0	0
Guthrie p	.000	4	0	0	0	0	0	0	0	0	0	0
Leach p	.000	2	0	0	0	0	0	0	0	0	0	0
West p	.000	2	0	0	0	0	0	0	0	0	0	0
Willis p	.000	4	0	0	0	0	0	0	0	0	0	0
Totals	.232	7	241	24	56	8	4	8	24	21	48	7

Pitchers:	W	L	ERA	G	GS	CG	SHO	SV	IP	H	R	ER	BB	SO
Morris	2	0	1.17	3	3	1	1	0	23.0	18	3	3	9	15
Aguilera	1	1	1.80	4	0	0	0	2	5.0	6	1	1	1	3
Guthrie	0	1	2.25	4	0	0	0	0	4.0	3	1	1	4	3
Leach	0	0	3.86	2	0	0	0	0	2.1	2	1	1	1	0
Tapani	1	1	4.50	2	2	0	0	0	12.0	13	6	6	2	7
Erickson	0	0	5.06	2	2	0	0	0	10.2	10	7	6	4	5
Willis	0	0	5.14	4	0	0	0	0	7.0	6	4	4	2	2
Bedrosian	0	0	5.40	3	0	0	0	0	3.1	3	2	2	0	2
West	0	0	INF	2	0	0	0	0	0.0	2	4	4	4	0
Totals	4	3	3.74	7	7	1	1	2	67.1	63	29	28	26	39

GAME 1 Saturday, October 19 at Minnesota

Atlanta	0	0	0	0	1	0	1	0	—	2	6	1	
Minnesota	0	0	1	0	3	1	0	0	x	—	5	9	1

WP — Morris. LP — Leibrandt. Save — Aguilera.
 Leibrandt, Clancy (5), Wohlers (7), Stanton (8) and Olson.
 Morris, Guthrie (8), Aguilera (8) and Harper.
 HR — Gagne, Hrbek. T — 3:00. A — 55,108.

GAME 2 Sunday, October 20 at Minnesota

Atlanta	0	1	0	0	1	0	0	0	—	2	8	1
Minnesota	2	0	0	0	0	0	1	x	—	3	4	1

WP — Tapani. LP — Glavine. Save — Aguilera.
 Glavine and Olson.
 Tapani, Aguilera (9) and Harper.
 HR — Davis, Leius. T — 2:37. A — 55,145.

GAME 3 Tuesday, October 22 at Atlanta

Minnesota	1	0	0	0	0	1	2	0	0	0	—	4	10	1	
Atlanta	0	1	0	1	2	0	0	0	0	0	1	—	5	8	2

WP — Clancy. LP — Aguilera.
 Erickson, West (5), Leach (5), Bedrosian (6), Willis (8), Guthrie (10), Aguilera (12) and Ortiz, Harper (8).
 Avery, Peña (8), Stanton (10), Wohlers (12), Mercker (12), Clancy (12) and Olson.
 HR — Justice, Smith, Puckett, Davis. T — 4:04. A — 50,878.

GAME 4 Wednesday, October 23 at Atlanta

Minnesota	0	1	0	0	0	0	1	0	0	—	2	7	0
Atlanta	0	0	1	0	0	0	1	0	1	—	3	8	0

WP — Stanton. LP — Guthrie.
 Morris, Willis (7), Guthrie (8), Bedrosian (9) and Harper.
 Smoltz, Wohlers (8), Stanton (8) and Olson.
 HR — Pendleton, Pagliarulo. T — 2:57. A — 50,878.

GAME 5 Thursday, October 24 at Atlanta

Minnesota	0	0	0	0	0	3	0	1	1	—	5	7	1
Atlanta	0	0	0	4	1	0	6	3	x	—	14	17	1

WP — Glavine. LP — Tapani.
 Tapani, Leach (5), West (7), Bedrosian (7), Willis (8) and Harper, Ortiz (8).
 Glavine, Mercker (6), Clancy (7), St. Claire (9) and Olson, Cabrera (9).
 HR — Justice, Smith, Hunter. T — 2:59. A — 50,878.

GAME 6 Saturday, October 26 at Minnesota

Atlanta	0	0	0	0	2	0	1	0	0	0	—	3	9	1	
Minnesota	2	0	0	0	1	0	0	0	0	0	1	—	4	9	0

WP — Aguilera. LP — Leibrandt.
 Avery, Stanton (7), Peña (9), Leibrandt (11) and Olson.
 Erickson, Guthrie (7), Willis (7), Aguilera (10) and Ortiz, Harper (7).
 HR — Pendleton, Puckett. T — 3:36. A — 55,155.

GAME 7 Sunday, October 27 at Minnesota

Atlanta	0	0	0	0	0	0	0	0	0	—	0	7	0	
Minnesota	0	0	0	0	0	0	0	0	0	1	—	1	10	0

WP — Morris. LP — Peña.
 Smoltz, Stanton (8), Peña (9) and Olson.
 Morris and Harper.
 T — 3:23. A — 55,118.



POSTSEASON



2002 AMERICAN LEAGUE DIVISION SERIES

TWINS VS. OAKLAND ATHLETICS

ATHLETICS:	AVG	G	AB	R	H	2B	3B	HR	RBI	BB	SO	SB
Byrnes	.000	2	1	0	0	0	0	0	0	0	1	0
Chavez	.381	5	21	3	8	0	0	1	5	2	1	0
Durham	.333	5	21	7	7	3	0	2	2	2	4	1
Dye	.400	5	20	3	8	2	0	1	1	1	5	0
Ellis	.368	5	19	1	7	2	0	1	4	1	2	0
Hafteberg	.500	5	14	5	7	2	0	1	3	3	0	0
Hernandez	.059	5	17	0	1	0	0	0	0	0	4	0
Justice	.238	5	21	2	5	1	1	0	4	0	4	0
Long	.167	5	18	1	3	0	0	1	1	1	2	0
Mabry	.000	2	2	0	0	0	0	0	0	0	1	0
Myers	.000	2	1	0	0	0	0	0	0	0	1	0
Piatt	.333	3	3	0	1	1	0	0	0	0	1	0
Saenz	.000	1	0	0	0	0	0	0	0	1	0	0
Tejada	.143	5	21	3	3	1	0	1	4	1	7	0
Velarde	.600	4	5	1	3	1	0	0	1	0	1	0
Totals	.288	5	184	26	53	13	1	8	25	12	34	1

Pitchers:	W	L	ERA	G	GS	CG	SHO	SV	IP	H	R	ER	BB	SO
Bowie	0	0	0.00	1	0	0	0	0	1.1	0	0	0	0	3
Bradford	0	0	0.00	2	0	0	0	0	3.0	1	0	0	0	1
Hudson	0	1	6.23	2	2	0	0	0	8.2	13	11	6	4	8
Koch	0	0	9.00	3	0	0	0	1	3.0	5	3	3	2	3
Lidle	0	0	9.00	1	0	0	0	0	1.0	2	1	1	0	0
Lilly	0	1	13.50	2	0	0	0	0	4.0	10	6	6	1	3
Mecir	0	0	0.00	1	0	0	0	0	1.0	0	0	0	0	2
Mulder	1	1	2.08	2	2	0	0	0	13.0	14	3	3	3	12
Rincon	0	0	0.00	2	0	0	0	0	3.0	2	0	0	0	2
Zito	1	0	4.50	1	1	0	0	0	6.0	5	3	3	4	8
Totals	2	3	4.09	5	5	0	0	1	44.0	52	27	22	14	42

TWINS:	AVG	G	AB	R	H	2B	3B	HR	RBI	BB	SO	SB
Cuddyer	.385	5	13	1	5	1	0	0	1	3	3	0
Guzmán	.286	5	21	5	6	2	0	1	2	2	4	2
Hocking	.500	3	6	0	3	1	0	0	1	0	1	0
Hunter	.300	5	20	4	6	4	0	0	2	1	4	0
Jones	.250	5	20	3	5	3	0	0	1	1	8	0
Kielty	.000	3	4	0	0	0	0	0	0	0	1	0
Koskie	.143	5	21	3	3	0	1	1	5	2	6	0
LeCroy	.444	3	9	1	4	0	0	0	1	0	3	0
Mientkiewicz	.250	5	20	3	5	0	0	2	4	1	1	0
Mohr	1.000	4	2	1	2	1	0	0	0	1	0	0
Ortiz	.231	4	13	0	3	2	0	0	2	0	5	0
Pierzynski	.438	5	16	4	7	0	1	1	4	2	2	0
Prince	.000	1	2	0	0	0	0	0	0	0	2	0
Rivas	.250	4	12	2	3	1	0	0	0	1	2	0
Totals	.291	5	179	27	52	15	2	5	23	14	42	2

Pitchers:	W	L	ERA	G	GS	CG	SHO	SV	IP	H	R	ER	BB	SO
Fiore	0	0	20.25	1	0	0	0	0	1.1	4	3	3	2	0
Guardado	0	0	13.50	2	0	0	0	1	2.0	5	3	3	1	1
Hawkins	0	0	0.00	3	0	0	0	0	2.1	0	0	0	0	5
Jackson	0	0	0.00	1	0	0	0	0	0.2	1	0	0	0	0
Lohse	0	0	0.00	2	0	0	0	0	4.0	2	0	0	0	5
Mays	0	1	14.73	1	1	0	0	0	3.2	9	6	6	2	1
Milton	1	0	2.57	1	1	0	0	0	7.0	6	2	2	1	3
Radke	2	0	1.54	2	2	0	0	0	11.2	14	6	2	1	7
Reed	0	1	7.20	1	1	0	0	0	5.0	6	4	4	2	8
Romero	0	0	0.00	3	0	0	0	0	3.1	3	0	0	1	2
Santana	0	0	6.00	2	0	0	0	0	3.0	3	2	2	2	2
Totals	3	2	4.50	5	5	0	0	1	44.0	53	26	22	12	34

2002 DIVISION SERIES (CONTINUED)

GAME 1 Tuesday, October 1 at Oakland

Minnesota	0	1	2	0	0	3	1	0	0	—	7	13	3
Oakland	3	2	0	0	0	0	0	0	0	—	5	12	0

WP—Radke. LP—Lilly. Save—Guardado.
 Radke, Santana (6), Romero (7), Guardado (9) and Pierzynski.
 Hudson, Lilly (6), Lidle (7), Rincón (8), Mecir (9) and Hernandez.
 HR—Koskie, Mientkiewicz. T—3:44. A—34,853.

GAME 2 Wednesday, October 2 at Oakland

Minnesota	0	0	0	0	1	0	0	0	—	1	7	0	
Oakland	3	0	0	5	1	0	0	0	x	—	9	14	0

WP—Mulder. LP—Mays.
 Mays, Fiore (4), Lohse (6), Hawkins (9) and Pierzynski, Prince (6).
 Mulder, Bradford (7), Koch (9) and Hernandez.
 HR—Chavez, Guzmán. T—3:04. A—31,953.

GAME 3 Friday, October 4 at Minnesota

Oakland	2	0	0	1	0	1	2	0	0	—	6	9	1
Minnesota	0	0	0	1	2	0	0	0	0	—	3	8	0

WP—Zito. LP—Reed. Save—Koch.
 Zito, Rincón (7), Koch (9) and Hernandez.
 Reed, Santana (6), Jackson (7), Romero (8), Hawkins (9) and Pierzynski.
 HR—Durham, Hatteberg, Long, Dye. T—3:26. A—55,932.

GAME 4 Saturday, October 5 at Minnesota

Oakland	0	0	2	0	0	0	0	0	0	—	2	7	2
Minnesota	0	0	2	7	0	0	2	0	x	—	11	12	2

WP—Milton. LP—Hudson.
 Hudson, Lilly (4), Bowie (7) and Hernandez, Myers (8).
 Milton, Lohse (8) and Pierzynski.
 HR—Tejada, Mientkiewicz. T—3:20. A—55,960.

GAME 5 Sunday, October 6 at Oakland

Minnesota	0	1	1	0	0	0	0	3	—	5	12	0
Oakland	0	0	1	0	0	0	0	3	—	4	11	0

WP—Radke. LP—Mulder.
 Radke, Romero (5), Hawkins (8), Guardado (9) and Pierzynski.
 Mulder, Bradford (6), Koch (6) and Hernandez, Myers (9).
 HR—Durham, Ellis, Pierzynski. T—3:23. A—32,146.



2002 AMERICAN LEAGUE CHAMPIONSHIP SERIES

TWINS VS. ANAHEIM ANGELS

ANGELS:	AVG	G	AB	R	H	2B	3B	HR	RBI	BB	SO	SB		
Anderson	.250	5	20	3	5	1	0	1	3	1	0	0		
Eckstein	.286	5	21	1	6	0	0	0	2	0	2	0		
Erstad	.364	5	22	4	8	0	0	1	2	0	3	1		
Figgins	1.000	3	1	2	1	0	0	0	0	0	0	0		
Fullmer	.333	4	12	2	4	2	0	1	4	0	2	0		
Gil	.000	1	2	0	0	0	0	0	0	0	1	0		
Glaus	.316	5	19	4	6	0	1	1	2	2	5	0		
Kennedy	.357	4	14	5	5	0	0	3	5	0	2	1		
B. Molina	.214	5	14	0	3	0	1	0	2	1	2	0		
J. Molina	.000	3	1	0	0	0	0	0	0	0	6	0		
Ochoa	.000	4	4	2	0	0	0	0	0	0	3	0		
Palmeiro	.000	2	2	0	0	0	0	0	0	0	1	0		
Salmon	.214	5	14	0	3	0	0	0	0	3	1	0		
Spiezio	.353	5	17	5	6	2	0	1	5	2	1	1		
Wooten	.250	3	8	1	2	0	0	0	1	0	3	0		
Totals	.287	5	171	29	49	5	2	8	26	9	26	3		
Pitchers:	W	L	ERA	G	GS	CG	SHO	SV	IP	H	R	ER	BB	SO
Appler	0	1	3.48	2	2	0	0	0	10.1	10	4	4	4	3
Donnelly	0	0	8.10	3	0	0	0	0	3.1	3	3	3	0	5
Lackey	1	0	0.00	1	1	0	0	0	7.0	3	0	0	0	7
Ortiz	1	0	5.06	1	1	0	0	0	5.1	10	3	3	1	3
Percival	0	0	0.00	3	0	0	0	2	3.1	0	0	0	0	3
Rodriguez	2	0	0.00	4	0	0	0	0	4.1	2	0	0	2	7
Schoeneweis	0	0	0.00	1	0	0	0	0	0.2	0	0	0	0	0
Washburn	0	0	1.29	1	1	0	0	0	7.0	6	1	1	0	7
Weber	0	0	3.38	3	0	0	0	0	2.2	3	1	1	0	3
Totals	4	1	2.45	5	5	0	0	2	44.0	37	12	12	7	38

2002 ALCS (CONTINUED)

TWINS:	AVG	G	AB	R	H	2B	3B	HR	RBI	BB	SO	SB			
Cuddyer	.200	3	5	0	1	0	0	0	0	1	1	0			
Guzmán	.167	5	18	1	3	1	0	0	0	0	3	0			
Hunter	.167	5	18	2	3	2	0	0	0	1	3	0			
Jones	.100	5	20	0	2	1	0	0	2	0	4	0			
Kieftly	.000	4	3	0	0	0	0	0	1	1	2	0			
Koskie	.278	5	18	3	5	2	0	0	2	2	8	0			
Lamb	.000	2	0	0	0	0	0	0	0	0	0	0			
LeCroy	.333	1	3	0	1	0	0	0	0	0	1	0			
Mientkiewicz	.278	5	18	1	5	1	0	0	2	1	2	0			
Mohr	.417	5	12	3	5	1	0	0	0	0	4	1			
Ortiz	.313	5	16	0	5	1	0	0	2	0	5	0			
Pierzynski	.250	5	16	1	4	0	0	0	2	0	2	0			
Prince	.000	1	1	0	0	0	0	0	0	0	0	0			
Rivas	.250	5	12	1	3	0	0	0	0	1	3	0			
Totals	.231	5	160	12	37	9	0	0	11	7	38	1			
Pitchers:	W	L	ERA	G	GS	CG	SHO	SV	IP	H	R	ER	BB	SO	
Guardado	0	0	0.00	1	0	0	0	1	1.0	0	0	0	0	1	2
Hawkins	0	0	20.25	4	0	0	0	0	1.1	4	3	3	1	1	1
Jackson	0	0	27.00	3	0	0	0	0	1.0	5	3	3	2	2	2
Lohse	0	0	0.00	1	0	0	0	0	1.0	0	0	0	0	1	1
Mays	1	0	2.03	2	2	0	0	0	13.1	12	4	3	0	3	3
Milton	0	0	1.50	1	1	0	0	0	6.0	5	1	1	2	4	4
Radke	0	1	2.70	1	1	0	0	0	6.2	5	2	2	1	4	4
Reed	0	1	10.13	1	1	0	0	0	5.1	8	6	6	0	0	0
Romero	0	1	22.50	4	0	0	0	0	2.0	4	5	5	2	3	3
Santana	0	1	10.80	4	0	0	0	0	3.1	4	4	4	0	4	4
Wells	0	0	9.00	2	0	0	0	0	1.0	2	1	1	0	2	2
Totals	1	4	6.00	5	5	0	0	1	42.0	49	29	28	9	26	26

GAME 1 Tuesday, October 8 at Minnesota

Anaheim	0	0	1	0	0	0	0	0	0	—	1	4	0
Minnesota	0	1	0	0	1	0	0	0	0	—	2	5	1

WP — Mays. LP — Appier. Save — Guardado.
 Appier, Donnelly (6), Schoenweis (7), Weber (8) and B. Molina, J. Molina (8).
 Mays, Guardado (9) and Pierzynski.
 T — 2:58. A — 55,562.

GAME 2 Wednesday, October 9 at Minnesota

Anaheim	1	3	0	0	0	2	0	0	0	—	6	10	0
Minnesota	0	0	0	0	0	3	0	0	0	—	3	11	1

WP — Ortiz. LP — Reed. Save — Percival.
 Ortiz, Donnelly (6), Rodríguez (7), Percival (8) and B. Molina.
 Reed, Santana (6), Romero (7), Hawkins (7), Jackson (9) and Pierzynski.
 HR — Erstad, Fullmer. T — 3:13. A — 55,990.

GAME 3 Friday, October 11 at Anaheim

Minnesota	0	0	0	0	0	0	1	0	0	—	1	6	0
Anaheim	0	1	0	0	0	0	0	1	x	—	2	7	0

WP — Rodríguez. LP — Romero. Save — Percival.
 Milton, Hawkins (7), Santana (7), Jackson (7), Romero (7) and Pierzynski.
 Washburn, Rodríguez (8), Percival (9) and B. Molina, J. Molina (8).
 HR — Anderson, Glaus. T — 3:13. A — 44,234.

GAME 4 Saturday, October 12 at Anaheim

Minnesota	0	0	0	0	0	0	0	1	—	1	6	2	
Anaheim	0	0	0	0	0	0	2	5	x	—	7	10	0

WP — Lackey. LP — Radke.
 Radke, Santana (7), Hawkins (8), Romero (8), Jackson (8), Wells (8) and Pierzynski.
 Lackey, Rodríguez (8), Weber (9) and B. Molina.
 T — 2:49. A — 44,830.

GAME 5 Sunday, October 13 at Anaheim

Minnesota	1	1	0	0	0	0	3	0	0	—	5	9	0
Anaheim	0	0	1	0	2	0	10	0	x	—	13	18	0

WP — Rodríguez. LP — Santana.
 Mays, Santana (6), Hawkins (7), Romero (7), Wells (7), Lohse (8) and Pierzynski, Prince (8).
 Appier, Donnelly (6), Rodríguez (7), Weber (8), Percival (9) and B. Molina, J. Molina (8).
 HR — Kennedy (3), Spiezo. T — 3:30. A — 44,835.





2003 AMERICAN LEAGUE DIVISION SERIES

TWINS VS. NEW YORK YANKEES

YANKEES:	AVG	G	AB	R	H	2B	3B	HR	RBI	BB	SO	SB
Boone	.200	4	15	1	3	1	0	0	0	0	3	1
Dellucci	.000	1	0	0	0	0	0	0	0	0	0	0
Giambi	.250	4	16	1	4	2	0	0	2	2	5	0
Jeter	.429	4	14	2	6	0	0	1	1	4	2	1
Johnson	.077	4	13	2	1	1	0	0	2	3	2	0
Matsui	.267	4	15	2	4	1	0	1	3	2	3	0
Posada	.176	4	17	1	3	1	0	0	0	0	6	0
Rivera	.333	4	12	2	4	0	0	0	0	1	0	0
Sierra	.000	1	2	0	0	0	0	0	0	0	0	0
Soriano	.368	4	19	2	7	1	0	0	4	0	6	2
Williams	.400	4	15	3	6	2	0	0	3	2	2	0
Totals	.275	4	138	16	38	9	0	2	15	14	29	4

Pitchers:	W	L	ERA	G	GS	CG	SHO	SV	IP	H	R	ER	BB	SO
Clemens	1	0	1.29	1	1	0	0	0	7.0	1	1	1	1	6
Heredia	0	0	0.00	1	0	0	0	0	2.0	1	0	0	1	1
Mussina	0	1	3.86	1	1	0	0	0	7.0	7	3	3	3	6
Nelson	0	0	0.00	1	0	0	0	0	0.0	0	0	0	1	0
Pettitte	1	0	1.29	1	1	0	0	0	7.0	4	1	1	3	10
Rivera	0	0	0.00	2	0	0	0	2	4.0	0	0	0	0	4
Wells	1	0	1.17	1	1	0	0	0	7.2	8	1	1	0	5
White	0	0	0.00	1	0	0	0	0	1.1	1	0	0	0	1
Totals	3	1	1.50	4	4	0	0	2	36.0	26	6	6	9	33

TWINS:	AVG	G	AB	R	H	2B	3B	HR	RBI	BB	SO	SB
Cuddyer	.250	1	4	0	1	0	0	0	1	0	3	0
Ford	.000	1	1	0	0	0	0	0	0	0	1	0
Gómez	.000	1	0	0	0	0	0	0	0	0	0	0
Guzmán	.154	4	13	1	2	0	0	0	0	1	2	0
Hocking	.000	1	0	0	0	0	0	0	0	0	0	0
Hunter	.429	4	14	3	6	0	1	1	2	2	2	0
Jones	.125	4	16	0	2	0	0	0	0	0	5	0
Koskie	.200	4	15	0	3	1	0	0	0	0	5	0
LeCroy	.091	3	11	1	1	0	0	0	0	1	4	0
Mientkiewicz	.133	4	15	0	2	0	0	0	0	1	2	0
Pierzynski	.231	4	13	1	3	0	0	1	1	2	0	0
Rivas	.000	4	13	0	0	0	0	0	1	0	4	0
Ryan	.000	1	1	0	0	0	0	0	0	0	1	0
Stewart	.400	4	15	0	6	2	0	0	2	4	4	1
Totals	.198	4	131	6	26	3	1	2	5	9	33	1

Pitchers:	W	L	ERA	G	GS	CG	SHO	SV	IP	H	R	ER	BB	SO
Guardado	0	0	9.00	2	0	0	0	1	2.0	5	2	2	0	2
Hawkins	1	0	6.00	3	0	0	0	0	3.0	5	3	2	0	5
Lohse	0	1	5.40	1	1	0	0	0	5.0	6	3	3	2	5
Milton	0	0	0.00	1	0	0	0	0	3.1	2	0	0	0	2
Radke	0	1	2.84	1	1	0	0	0	6.1	5	2	2	2	4
Reed	0	0	0.00	1	0	0	0	0	0.2	1	0	0	0	0
Rincón	0	0	0.00	3	0	0	0	0	2.1	1	0	0	4	1
Rogers	0	0	0.00	1	0	0	0	0	1.1	1	0	0	1	3
Romero	0	0	0.00	3	0	0	0	0	3.1	3	0	0	2	1
Santana	0	1	7.04	2	2	0	0	0	7.2	9	6	6	3	6
Totals	1	3	3.86	4	4	0	0	1	35.0	38	16	15	14	29

GAME 1 Tuesday, September 30 at New York
Minnesota 0 0 1 0 0 2 0 0 0 — 3 8 0
New York 0 0 0 0 0 0 0 1 — 1 9 1
 WP — Hawkins. LP — Mussina. Save — Guardado.
 Santana, Reed (5), Romero (5), Hawkins (7), Guardado (9) and Pierzynski.
 Mussina, Nelson (8), Heredia (8) and Posada.
 T — 3:18. A — 56,292.

GAME 2 Thursday, October 2 at New York
Minnesota 0 0 0 0 1 0 0 0 0 — 1 4 1
New York 1 0 0 0 0 0 3 0 x — 4 8 1
 WP — Pettitte. LP — Radke. Save — Rivera.
 Radke, Hawkins (7), Romero (7), Rincón (8) and Pierzynski.
 Pettitte, Rivera (8) and Posada.
 HR — Hunter. T — 3:07. A — 56,479.

GAME 3 Saturday, October 4 at Minnesota
New York 0 2 1 0 0 0 0 0 0 — 3 8 1
Minnesota 0 0 1 0 0 0 0 0 0 — 1 5 0
 WP — Clemens. LP — Lohse. Save — Rivera.
 Clemens, Rivera (8) and Posada.
 Lohse, Rogers (6), Romero (7), Rincón (8) and Pierzynski.
 HR — Matsui, Pierzynski. T — 3:02. A — 55,915.

GAME 4 Sunday, October 5 at Minnesota
New York 0 0 0 6 0 0 0 1 1 — 8 13 0
Minnesota 0 0 0 1 0 0 0 0 0 — 1 9 1
 WP — Wells. LP — Santana.
 Wells, White (8) and Posada.
 Santana, Rincón (4), Milton (4), Hawkins (8), Guardado (9) and Pierzynski.
 HR — Jeter. T — 2:49. A — 55,875.

POSTSEASON



2004 AMERICAN LEAGUE DIVISION SERIES

TWINS VS. NEW YORK YANKEES

YANKEES:	AVG	G	AB	R	H	2B	3B	HR	RBI	BB	SO	SB
Cairo	.214	4	14	3	3	1	0	0	1	2	5	0
Clark	.000	1	1	0	0	0	0	0	0	0	1	0
Crosby	.000	2	0	0	0	0	0	0	0	0	0	0
Jeter	.316	4	19	3	6	1	0	1	4	1	4	1
Lofton	.250	1	4	0	1	0	0	0	1	0	1	0
Matsui	.412	4	17	3	7	1	0	1	3	3	4	0
Olerud	.214	4	14	2	3	2	0	0	0	1	2	0
Posada	.222	4	18	2	4	0	0	0	0	0	6	0
Rodriguez	.421	4	19	3	8	3	0	1	3	2	1	2
Sheffield	.222	4	18	2	4	1	0	1	2	3	1	0
Sierra	.167	3	12	1	2	3	0	1	3	2	3	1
Williams	.278	4	18	2	5	1	0	1	3	1	2	0
Totals	.279	4	154	21	43	10	0	6	15	30	4	4

Pitchers:	W	L	ERA	G	GS	CG	SHO	SV	IP	H	R	ER	BB	SO
Brown	1	0	1.50	1	1	0	0	0	6.0	8	1	1	0	1
Gordon	0	0	4.91	3	0	0	0	0	3.2	2	2	2	0	3
Heredia	0	0	54.00	1	0	0	0	0	0.1	0	2	2	0	0
Lieber	0	0	4.05	1	1	0	0	0	6.2	7	3	3	1	4
Loatza	0	0	0.00	1	0	0	0	0	2.0	4	0	0	0	0
Mussina	0	1	2.57	1	1	0	0	0	7.0	7	2	2	1	7
Quantrill	1	0	0.00	2	0	0	0	0	2.0	2	0	0	0	1
Rivera	1	0	0.00	4	0	0	0	0	5.2	2	0	0	0	2
Sturtz	0	0	6.75	2	0	0	0	0	2.2	4	2	2	3	4
Vazquez	0	0	9.00	1	1	0	0	0	5.0	7	5	5	2	6
Totals	3	1	3.73	4	4	0	0	0	41.0	43	17	17	7	28

TWINS:	AVG	G	AB	R	H	2B	3B	HR	RBI	BB	SO	SB
Blanco	.250	4	8	1	2	0	0	1	2	0	2	0
Borders	.000	2	2	0	0	0	0	0	0	0	1	0
Cuddyer	.467	4	15	1	7	0	0	0	2	0	3	0
Ford	.273	3	11	1	3	1	0	0	2	0	2	1
Guzmán	.333	4	15	2	5	0	0	0	0	2	3	1
Hunter	.353	4	17	5	6	1	0	1	2	1	1	2
Jones	.300	4	20	3	6	1	0	2	2	0	6	0
Koskie	.308	4	13	2	4	1	0	0	2	3	2	0
Kubel	.143	2	7	0	1	1	0	0	0	0	2	0
LeCroy	.333	3	3	0	1	0	0	0	0	1	1	0
Morneau	.235	4	17	1	4	2	0	0	2	0	3	0
Offerman	.000	3	3	0	0	0	0	0	1	0	0	0
Rivas	.000	3	1	0	0	0	0	0	0	0	0	0
Stewart	.200	4	20	1	4	0	0	0	2	0	2	0
Totals	.283	4	152	17	43	7	0	4	17	7	28	4

Pitchers:	W	L	ERA	G	GS	CG	SHO	SV	IP	H	R	ER	BB	SO
Balfour	0	0	0.00	2	0	0	0	0	2.2	0	0	0	0	2
Crain	0	0	0.00	1	0	0	0	0	0.1	1	0	0	0	0
Lohse	0	1	4.50	1	0	0	0	0	2.0	1	1	1	0	3
Mulholland	0	0	3.00	1	0	0	0	0	3.0	3	1	1	0	0
Nathan	0	1	3.60	3	0	0	0	1	5.0	2	2	2	5	6
Radke	0	0	7.11	1	1	0	0	0	6.1	8	5	5	3	0
Rincón	0	0	10.80	3	0	0	0	0	3.1	4	4	4	2	5
Romero	0	0	9.00	2	0	0	0	0	1.0	0	1	1	1	1
Santana	1	0	0.75	2	2	0	0	0	12.0	14	1	1	4	12
Silva	0	1	10.80	1	1	0	0	0	5.0	10	6	6	0	1
Totals	1	3	4.65	4	4	0	1	1	40.2	43	21	21	15	30

GAME 1 Tuesday, October 5 at New York

Minnesota	0	0	1	0	0	1	0	0	0	0	2	7	0
New York	0	0	0	0	0	0	0	0	0	0	0	9	0

WP — Santana. LP — Mussina. Save — Nathan.

Santana, Rincón (8), Nathan (9) and Blanco.

Mussina, Gordon (8), Rivera (9) and Posada.

HR — Jones. T — 2:53. A — 55,749.

GAME 2 Wednesday, October 6 at New York

Minnesota	1	2	0	0	0	0	2	0	0	0	1	6	12	0
New York	1	0	2	0	1	0	1	0	0	0	2	7	9	0

WP — Quantrill. LP — Nathan.

Radke, Balfour (7), Rincón (8), Nathan (10), Romero (12) and Blanco, Borders

(7).

Lieber, Gordon (7), Rivera (8), Sturtz (10), Quantrill (12) and Posada.

HR — Jeter, Sheffield, Rodriguez, Hunter. T — 4:19. A — 56,354.

GAME 3 Friday, October 8 at Minnesota

New York	0	3	0	0	0	4	1	0	0	0	8	14	1
Minnesota	1	0	0	0	0	0	0	0	3	0	4	12	1

WP — Brown. LP — Silva.

Brown, Quantrill (7), Heredia (8), Sturtz (9), Rivera (9) and Posada.

Silva, Romero (6), Crain (6), Mulholland (7) and Blanco, LeCroy (8).

HR — Jones, Williams, Matsui. T — 3:02. A — 54,803.

GAME 4 Saturday, October 9 at Minnesota

New York	0	0	1	0	0	0	4	0	0	1	6	11	0
Minnesota	1	0	0	1	3	0	0	0	0	0	5	12	1

WP — Rivera. LP — Lohse.

Vazquez, Loatza (6), Gordon (8), Rivera (10) and Posada.

Santana, Balfour (4), Rincón (4), Nathan (8), Lohse (9) and Blanco, Borders

(9).

HR — Blanco, Sierra. T — 4:16. A — 52,498.

ATHLETICS:	AVG	G	AB	R	H	2B	3B	HR	RBI	BB	SO	SB		
Bocachica	.000	0	0	0	0	0	0	0	0	0	0	0		
Bradley	.077	3	13	1	1	0	0	1	2	0	1	0		
Chavez	.200	3	10	2	2	1	0	1	1	2	4	0		
Ellis	.286	2	7	0	2	0	0	0	0	0	2	0		
Jimenez	.000	2	4	0	0	0	0	0	0	0	1	0		
Johnson	.000	0	0	0	0	0	0	0	0	0	0	0		
Kendall	.214	3	14	1	3	1	0	0	1	0	4	0		
Kielty	.000	0	0	0	0	0	0	0	0	0	0	0		
Kotsay	.143	3	14	2	2	0	0	1	2	0	2	0		
Melhuse	.000	0	0	0	0	0	0	0	0	0	0	0		
Payton	.333	3	12	3	4	0	0	0	0	0	1	0		
Scutaro	.333	3	12	1	4	4	0	0	6	0	1	0		
Swisher	.300	3	10	3	3	2	0	0	1	2	2	0		
Thomas	.500	3	10	3	5	1	0	2	2	2	1	0		
Totals	.245	3	106	16	26	9	0	5	15	6	19	0		
Pitchers:	W	L	ERA	G	GS	CG	SHO	SV	IP	H	R	ER	BB	SO
Blanton	0	0	0.00	0	0	0	0	0	0.0	0	0	0	0	0
Calero	1	0	0.00	1	0	0	0	0	1.0	0	0	0	0	1
Duchscherer	0	0	2.25	2	0	0	0	0	4.0	1	1	1	0	4
Gaudin	0	0	0.00	0	0	0	0	0	0.0	0	0	0	0	0
Harden	0	0	0.00	0	0	0	0	0	0.0	0	0	0	0	0
Haren	1	0	3.00	1	1	0	0	0	6.0	9	2	2	1	2
Kennedy	0	0	0.00	0	0	0	0	0	0.0	0	0	0	0	0
Loaiza	0	0	3.60	1	1	0	0	0	5.0	8	2	2	0	2
Saarloos	0	0	0.00	0	0	0	0	0	0.0	0	0	0	0	0
Street	0	0	3.00	3	0	0	0	2	3.0	4	1	1	1	1
Zito	1	0	1.13	1	1	0	0	0	8.0	4	1	1	1	3
Totals	3	0	2.33	3	3	0	0	2	27.0	26	7	7	6	11
TWINS:	AVG	G	AB	R	H	2B	3B	HR	RBI	BB	SO	SB		
Bartlett	.273	3	11	0	3	1	0	0	0	0	2	0		
Castillo	.273	3	11	0	3	1	0	0	0	3	3	0		
Cuddyer	.250	3	12	2	3	0	1	1	1	0	2	0		
Ford	.000	1	0	0	0	0	0	0	0	0	0	0		
Hunter	.273	3	11	1	3	1	0	1	2	0	1	0		
Kubel	.000	0	0	0	0	0	0	0	0	0	0	0		
Mauer	.182	3	11	0	2	0	0	0	0	1	0	0		
Morneau	.417	3	12	3	5	1	0	2	2	0	0	0		
Nevin	.000	1	3	0	0	0	0	0	0	0	0	0		
Punto	.167	3	12	0	2	0	0	0	0	0	1	0		
Redmond	.000	0	0	0	0	0	0	0	0	0	0	0		
Rodriguez	.000	0	0	0	0	0	0	0	0	0	0	0		
Tyner	.000	2	6	0	0	0	0	0	0	2	2	1		
White	.417	3	12	1	5	1	0	1	2	0	0	0		
Totals	.257	3	101	7	26	4	1	5	7	6	11	1		
Pitchers:	W	L	ERA	G	GS	CG	SHO	SV	IP	H	R	ER	BB	SO
Bonser	0	0	3.00	1	1	0	0	0	6.0	7	2	2	1	3
Crain	0	0	9.00	2	0	0	0	0	1.0	3	3	1	1	1
Guerrier	0	0	0.00	1	0	0	0	0	1.0	0	0	0	0	0
Nathan	0	0	0.00	1	0	0	0	0	0.2	1	0	0	0	1
Neshek	0	1	9.00	2	0	0	0	0	1.0	1	1	1	0	1
Perkins	0	0	0.00	1	0	0	0	0	0.1	2	0	0	0	0
Radke	0	1	6.75	1	1	0	0	0	4.0	5	4	3	1	2
Reyes	0	0	9.00	2	0	0	0	0	1.0	1	3	1	2	0
Rincón	0	0	3.00	2	0	0	0	0	3.0	1	1	1	0	3
Santana	0	1	2.25	1	1	0	0	0	8.0	5	2	2	1	8
Silva	0	0	0.00	0	0	0	0	0	0.0	0	0	0	0	0
Totals	0	3	3.81	3	3	0	0	0	26.0	26	16	11	6	19

POSTSEASON

GAME 1 Tuesday, October 3 at Minnesota

Oakland	0	2	0	0	0	0	0	1	—	3	7	0
Minnesota	0	0	0	0	0	1	0	1	—	2	5	2

WP — Zito. LP — Santana. Save — Street.

Zito, Street (9) and Kendall.

Santana, Crain (9), Neshek (9) and Mauer.

HR — Thomas (2), White. T — 2:19. A — 55,542.

GAME 2 Wednesday, October 4 at Minnesota

Oakland	0	0	0	2	0	2	0	1	—	5	11	0
Minnesota	0	0	0	0	2	0	0	0	—	2	9	0

WP — Calero. LP — Neshek. Save — Street.

Loaiza, Calero (6), Duchscherer (7), Street (9) and Kendall.

Bonser, Neshek (7), Reyes (7), Rincón (8), Nathan (9) and Mauer.

HR — Kotsay, Morneau, Cuddyer. T — 3:02. A — 55,710.

GAME 3 Friday, October 6 at Oakland

Minnesota	0	0	0	1	0	1	0	1	0	—	3	12	3
Oakland	0	2	2	0	0	0	4	0	x	—	8	8	1

WP — Haren. LP — Radke.

Radke, Perkins (5), Rincón (5), Reyes (7), Crain (7), Guerrier and Mauer.

Haren, Duchscherer (7), Street (9) and Kendall.

HR — Hunter, Morneau, Chavez, Bradley. T — 2:55. A — 35,694.



2009 AMERICAN LEAGUE DIVISION SERIES

TWINS VS. NEW YORK YANKEES

YANKEES:	AVG	G	AB	R	H	2B	3B	HR	RBI	BB	SO	SB
Cabrera	.167	3	12	1	2	0	0	0	0	0	5	0
Cano	.167	3	12	1	2	0	0	0	1	0	1	0
Cervelli	.000	1	0	0	0	0	0	0	0	0	0	0
Damon	.083	3	12	0	1	0	0	0	0	1	4	0
Gardner	.000	1	0	0	0	0	0	0	0	0	0	1
Hairston	.000	1	0	0	0	0	0	0	0	0	0	0
Jeter	.400	3	10	4	4	2	0	1	2	3	0	0
Matsui	.222	3	9	1	2	0	0	1	2	3	3	0
Molina	.000	1	1	0	0	0	0	0	0	0	0	0
Posada	.365	3	11	1	4	0	0	1	2	0	2	0
Rodriguez	.455	3	11	4	5	0	0	2	6	1	2	0
Swisher	.083	3	12	0	1	1	0	0	1	0	4	0
Teixeira	.167	3	12	3	2	0	0	1	1	1	1	0
Totals	.225	3	102	15	23	3	0	6	15	9	22	1

Pitchers:	W	L	ERA	G	GS	CG	SHO	SV	IP	H	R	ER	BB	SO
Aceves	0	0	0.00	1	0	0	0	0	1.0	1	0	0	1	1
Burnett	0	0	1.50	1	1	0	0	0	6.0	3	0	0	0	6
Chamberlain	0	0	0.00	3	0	0	0	0	1.2	2	0	0	0	1
Coke	0	0	0.00	2	0	0	0	0	0.2	0	0	0	0	1
Hughes	0	0	9.00	3	0	0	0	0	2.0	5	2	2	1	3
Marte	0	0	0.00	1	0	0	0	0	0.0	2	0	0	0	0
Pettitte	1	0	1.42	1	1	0	0	0	6.1	3	1	1	1	7
Rivera	0	0	0.00	3	0	0	0	1	3.2	4	0	0	1	7
Robertson	1	0	0.00	1	0	0	0	0	1.0	1	0	0	0	0
Sabathia	1	0	1.35	1	1	0	0	0	6.2	8	2	1	0	8
Totals	3	0	1.55	3	3	0	0	0	29.0	29	6	5	9	34

TWINS:	AVG	G	AB	R	H	2B	3B	HR	RBI	BB	SO	SB
Cabrera	.154	3	13	1	2	0	0	0	0	2	3	1
Cuddyer	.429	3	14	0	6	0	0	0	1	0	2	0
Gómez	.000	1	4	1	0	0	0	0	0	1	2	0
Harris	.250	3	12	1	3	0	1	0	1	0	3	0
Kubel	.071	3	14	0	1	0	0	0	0	0	9	0
Mauer	.417	3	12	1	5	1	0	0	1	2	4	0
Morales	.000	1	3	0	0	0	0	0	0	0	2	0
Punto	.444	3	9	0	4	1	0	0	1	3	1	0
Span	.400	3	15	1	6	1	0	0	1	0	2	1
Tolbert	.200	2	5	0	1	0	0	0	0	0	1	0
Young	.083	3	12	1	1	1	0	0	0	1	5	1
Totals	.257	3	113	6	29	4	1	0	5	9	34	3

Pitchers:	W	L	ERA	G	GS	CG	SHO	SV	IP	H	R	ER	BB	SO
Blackburn	0	0	1.59	1	1	0	0	0	5.2	3	1	1	2	3
Duensing	0	1	9.64	1	1	0	0	0	4.2	7	5	5	1	3
Guerrier	0	0	0.00	2	2	0	0	0	2.0	0	0	0	0	2
Liriano	0	0	4.50	1	0	0	0	0	2.0	1	2	1	1	1
Mahay	0	0	5.40	3	0	0	0	0	1.2	0	1	1	1	2
Mijares	0	1	13.50	2	0	0	0	0	0.2	1	1	1	1	0
Nathan	0	0	9.00	2	0	0	0	0	2.0	5	2	2	1	2
Pavano	0	1	2.57	1	1	0	0	0	7.0	5	2	2	0	9
Rauch	0	0	6.75	3	0	0	0	0	1.1	1	1	1	2	0
Totals	0	3	4.67	3	3	0	0	0	27.0	23	15	14	9	22

GAME 1 Wednesday, October 7 at New York

Minnesota 0 0 2 0 0 0 0 0 0 — 2 9 1

New York 0 0 2 1 3 0 1 0 x — 7 9 0

WP — Sabathia. LP — Duensing.

Sabathia, Hughes (7), Coke (8), Chamberlain (8), Rivera (9) and Posada.

Duensing, Liriano (5), Rauch (7), Mahay (8) and Mauer.

HR — Jeter, Matsui. T — 3:38. A — 49,464.

GAME 2 Friday, October 9 at New York

Minnesota 0 0 0 0 0 1 0 2 0 0 0 — 3 12 1

New York 0 0 0 0 0 1 0 0 2 0 1 — 4 7 0

WP — Robertson. LP — Mijares.

Burnett, Chamberlain (7), Coke (7), Hughes (8), Rivera (9), Aceves (10), Marte

(11), Robertson (11) and Molina, Posada (7).

Blackburn, Mahay (6), Rauch (7), Guerrero (8), Nathan (9), Mijares (10) and Mauer.

HR — Rodriguez, Teixeira. T — 4:22. A — 50,006.

GAME 3 Sunday, October 11 at Minnesota

New York 0 0 0 0 0 0 2 0 2 — 4 7 0

Minnesota 0 0 0 0 1 0 0 0 — 1 7 0

WP — Pettitte. LP — Pavano. Save — Rivera.

Pettitte, Chamberlain (7), Hughes (8), Rivera (8) and Posada.

Pavano, Guerrero (8), Mahay (9), Rauch (9), Mijares (9), Nathan (9) and Mauer.

HR — Rodriguez, Posada. T — 3:45. A — 54,735.



2010 AMERICAN LEAGUE DIVISION SERIES

TWINS VS. NEW YORK YANKEES

YANKEES:	AVG	G	AB	R	H	2B	3B	HR	RBI	BB	SO	SB
Berkman	.500	1	4	2	2	1	0	1	2	0	1	0
Cano	.333	3	12	3	4	0	1	0	1	0	0	0
Gardner	.200	3	10	1	2	0	0	0	1	1	3	1
Golson	.000	2	0	0	0	0	0	0	0	0	0	0
Granderson	.455	3	11	2	5	1	1	0	3	1	1	1
Jeter	.286	3	14	0	4	0	0	0	1	0	3	1
Posada	.273	3	11	2	3	0	0	0	2	1	4	0
Rodriguez	.273	3	11	1	3	0	0	0	1	1	2	1
Swisher	.333	3	12	3	4	2	0	1	1	1	1	0
Teixeira	.308	3	13	2	4	1	0	1	3	1	2	0
Thames	.286	2	7	1	2	0	0	1	2	1	1	0
Totals	.314	3	105	17	33	5	2	4	17	7	18	4

Pitchers:	W	L	ERA	G	GS	CG	SHO	SV	IP	H	R	ER	BB	SO
Hughes	1	0	0.00	1	1	0	0	0	7.0	4	0	0	1	6
Logan	0	0	0.00	2	0	0	0	0	1.0	1	0	0	0	0
Pettitte	1	0	2.57	1	1	0	0	0	7.0	5	2	2	1	4
Rivera	0	0	0.00	3	0	0	0	2	3.1	2	0	0	0	1
Robertson	0	0	0.00	2	0	0	0	0	0.2	0	0	0	0	1
Sabathia	1	0	4.50	1	1	0	0	0	6.0	5	4	3	3	5
Wood	0	0	4.50	3	0	0	0	0	2.0	4	1	1	2	3
Totals	3	0	2.00	3	3	0	0	2	27.0	21	7	6	8	20

TWINS:	AVG	G	AB	R	H	2B	3B	HR	RBI	BB	SO	SB
Cuddyer	.182	3	11	1	2	1	0	1	2	0	4	0
Hardy	.100	3	10	1	1	1	0	0	0	0	2	0
Hudson	.333	3	12	2	4	0	0	1	2	0	2	0
Kubel	.000	3	8	0	0	0	0	0	0	3	2	0
Mauer	.250	3	12	0	3	0	0	0	0	1	3	0
Repko	.000	1	0	0	0	0	0	0	0	0	0	0
Span	.308	3	13	0	4	0	0	0	0	0	0	0
Thome	.100	3	10	2	1	0	0	0	0	2	3	0
Tolbert	.000	1	0	0	0	0	0	0	0	2	0	0
Valencia	.222	3	9	1	2	1	0	0	2	1	3	0
Young	.333	3	12	1	4	3	1	0	0	1	1	0
Totals	.216	3	97	7	21	3	1	2	6	8	20	0

Pitchers:	W	L	ERA	G	GS	CG	SHO	SV	IP	H	R	ER	BB	SO
Baker	0	0	3.86	1	0	0	0	0	2.1	3	1	1	0	2
Capps	0	0	9.00	1	0	0	0	0	1.0	2	1	1	0	0
Crain	0	1	54.00	1	0	0	0	0	0.1	3	2	2	0	0
Duensing	0	1	13.50	1	1	0	0	0	3.1	7	5	5	1	1
Fuentes	0	0	0.00	2	0	0	0	0	2.2	1	0	0	0	2
Guerrier	0	0	0.00	2	0	0	0	0	1.2	1	0	0	1	2
Liriano	0	0	6.35	1	1	0	0	0	5.2	6	4	4	3	7
Mijares	0	0	0.00	3	0	0	0	0	1.1	0	0	0	1	0
Pavano	0	1	6.00	1	1	0	0	0	6.0	10	4	4	1	3
Rauch	0	0	0.00	2	0	0	0	0	1.2	0	0	0	0	1
Totals	0	3	5.88	3	3	0	0	0	26.0	33	17	17	7	18

GAME 1 Wednesday, October 6 at Minnesota

New York 0 0 0 0 0 4 2 0 0 — 6 9 0

Minnesota 0 2 1 0 0 1 0 0 0 — 4 8 0

WP — Sabathia. LP — Crain. Save — Rivera.

Sabathia, Logan (7), Robertson (7), Wood (8), Rivera (8) and Posada.

Liriano, Mijares (6), Crain (7), Fuentes (7), Rauch (9) and Mauer.

HR — Cuddyer, Teixeira. T — 3:47. A — 42,032.

GAME 2 Thursday, October 7 at Minnesota

New York 0 0 0 1 1 0 2 0 1 — 5 12 0

Minnesota 0 1 0 0 0 1 0 0 0 — 2 6 0

WP — Pettitte. LP — Pavano. Save — Rivera.

Pettitte, Wood (8), Rivera (9) and Posada.

Pavano, Mijares (7), Rauch (7), Guerrier (8), Capps (9) and Mauer.

HR — Berkman, Hudson. T — 2:59. A — 42,035.

GAME 3 Saturday, October 9 at New York

Minnesota 0 0 0 0 0 0 0 0 1 0 0 — 1 7 0

New York 0 1 1 3 0 0 1 0 x — 6 12 0

WP — Hughes. LP — Duensing.

Hughes, Wood (8), Logan (8), Robertson (8), Rivera (9) and Posada.

Duensing, Guerrier (4), Baker (5), Mijares (7), Fuentes (8) and Mauer.

HR — Thames, Swisher. T — 3:06. A — 50,840.

POSTSEASON

2017 AMERICAN LEAGUE WILD CARD GAME

TWINS VS. NEW YORK YANKEES

Twins.....	3	0	1	0	0	0	0	0	0	0	—	4	9	1
Yankees.....	3	1	1	2	0	0	1	0	X		—	8	9	0

Twins	AB	R	H	RBI
Brian Dozier, 2b.....	4	1	2	1
Joe Mauer, 1b.....	5	0	1	0
Jorge Polanco, ss.....	4	2	1	0
Eddie Rosario, lf-cf.....	3	1	1	2
Eduardo Escobar, 3b.....	4	0	2	0
Max Kepler, rf.....	3	0	1	0
Byron Buxton, cf.....	2	0	0	1
Zack Granite, cf.....	2	0	1	0
Chris Gimenez, c.....	0	0	0	0
Jason Castro, c.....	3	0	0	0
Ehire Adrianza, ph-lf.....	1	0	0	0
Robbie Grossman, dh.....	4	0	0	0
Totals.....	35	4	9	4

Yankees	AB	R	H	RBI
Brett Gardner, lf.....	4	3	2	1
Aaron Judge, rf.....	4	3	2	2
Gary Sánchez, c.....	4	1	2	0
Didi Gregorius, ss.....	3	1	1	3
Starlin Castro, 2b.....	4	0	0	0
Greg Bird, 1b.....	3	0	1	1
Aaron Hicks, cf.....	3	0	1	1
Jacoby Ellsbury, dh.....	4	0	0	0
Todd Frazier, 3b.....	4	0	0	0
Totals.....	33	8	9	8

E — Rosario. LOB — Twins 8, Yankees 6. 2B — Kepler, Sanchez. HR — Dozier, Rosario, Gregorius, Gardner, Judge. IBB — Gregorius. GDP — Mauer. SB — Buxton.

PITCHING

Twins	IP	H	R	ER	BB	SO
Ervin Santana.....	2.0	3	4	4	2	0
José Berrios (L).....	3.0	5	3	3	0	4
Trevor Hildenberger.....	1.1	1	1	1	2	0
Taylor Rogers.....	0.1	0	0	0	0	1
Alan Busenitz.....	0.1	0	0	0	1	0
Matt Belisle.....	1.0	0	0	0	0	0
Totals.....	8.0	9	8	8	5	5

Yankees	IP	H	R	ER	BB	SO
Luis Severino.....	0.1	4	3	3	1	0
Chad Green.....	2.0	1	1	1	2	4
David Robertson (W).....	3.1	3	0	0	1	5
Tommy Kahnle.....	2.1	0	0	0	0	1
Aroldis Chapman.....	1.0	1	0	0	0	3
Totals.....	9.0	9	4	4	4	13

WP — Robertson. IBB — Hildenberger. Umpires — Marquez, Winters, Cooper, Barksdale, Gibson, Túmpane.
T — 3:51. A — 49,280. Weather — 62 degrees.



DID YOU Know?

...that Brian Dozier's leadoff home run in the 2017 AL Wild Card game marked the first time in baseball history that a given year's slate of Postseason games began with a home run.



2019 AMERICAN LEAGUE DIVISION SERIES

TWINS VS. NEW YORK YANKEES

YANKEES:	AVG	G	AB	R	H	2B	3B	HR	RBI	BB	SO	SB
Torres	.417	3	12	5	5	3	0	1	4	1	2	2
Gregorius	.400	3	10	2	4	0	0	1	6	2	3	0
Judge	.333	3	9	3	3	0	0	0	0	4	1	0
Maybin	.333	3	3	2	1	0	0	1	1	0	2	2
Encarnacion	.308	3	13	2	4	2	0	0	2	1	2	0
LeMahieu	.286	3	14	4	4	2	0	1	4	1	4	0
Gardner	.250	3	12	3	3	0	0	1	3	1	5	0
Urshela	.250	3	12	1	3	1	0	0	0	0	2	0
Stanton	.167	3	6	0	1	0	0	0	1	4	2	0
Sanchez	.125	3	8	1	1	0	0	0	0	3	4	0
Totals	.293	3	99	23	29	8	0	5	21	17	27	4

Pitchers:	W	L	ERA	G	GS	CG	SHO	SV	IP	H	R	ER	BB	SO
Britton	0	0	3.86	2	0	0	0	0	2.1	1	1	1	1	1
Chapman	0	0	0.00	2	0	0	0	1	2.2	1	0	0	0	2
Green	1	0	0.00	2	0	0	0	0	2.0	2	0	0	0	1
Happ	0	0	0.00	1	0	0	0	0	1.0	1	0	0	1	2
Kahnle	1	0	3.86	3	0	0	0	0	2.1	2	1	1	1	3
Loaisiga	0	0	9.00	1	0	0	0	0	1.0	2	1	1	0	2
Lyons	0	0	0.00	1	0	0	0	0	1.0	0	0	0	0	2
Ottavino	0	0	0.00	3	0	0	0	0	1.0	1	0	0	0	2
Paxton	0	0	5.79	1	1	0	0	0	4.2	5	3	3	1	8
Severino	0	0	0.00	1	1	0	0	0	4.0	4	0	0	0	2
Tanaka	1	0	1.80	1	1	0	0	0	5.0	3	1	1	1	7
Totals	3	0	2.33	3	3	0	0	1	27.0	22	7	7	11	35

TWINS:	AVG	G	AB	R	H	2B	3B	HR	RBI	BB	SO	SB
Arraez	.455	3	11	1	5	4	0	0	1	0	2	0
Rosario	.308	3	13	1	4	1	0	1	1	0	4	0
Gonzalez	.273	3	11	0	3	1	0	0	0	0	4	0
Polanco	.273	3	11	1	3	0	0	1	2	2	1	1
Cave	.250	2	4	0	1	0	0	0	0	0	2	0
Cron	.200	2	5	0	1	0	0	0	0	0	1	0
Cruz	.200	3	10	2	2	0	0	1	1	4	3	0
Garver	.167	3	12	1	2	0	0	0	1	1	5	0
Sanó	.083	3	12	1	1	0	0	1	1	0	8	0
Kepler	.000	3	10	0	0	0	0	0	0	3	3	0
Schoop	.000	2	2	0	0	0	0	0	0	0	2	0
Totals	.218	3	101	7	22	6	0	4	7	11	35	1

Pitchers:	W	L	ERA	G	GS	CG	SHO	SV	IP	H	R	ER	BB	SO
Berrios	0	0	2.25	1	1	0	0	0	4.0	4	3	1	3	6
Dobnak	0	1	18.00	1	1	0	0	0	2.0	6	4	4	2	0
Duffey	0	0	21.6	2	0	0	0	0	1.2	3	4	4	2	4
Gibson	0	0	27.00	1	0	0	0	0	1.0	1	3	3	3	1
Graterol	0	0	0.00	1	0	0	0	0	1.0	0	0	0	0	2
Littell	0	1	54.00	2	0	0	0	0	0.1	0	2	2	1	0
May	0	0	0.00	2	0	0	0	0	1.0	1	0	0	0	2
Odorizzi	0	1	3.60	1	1	0	0	0	5.0	5	2	2	0	5
Rogers	0	0	4.50	1	0	0	0	0	2.0	2	1	1	0	2
Romo	0	0	9.00	2	0	0	0	0	2.0	2	2	2	2	1
Smeltzer	0	0	0.00	1	0	0	0	0	3.1	2	0	0	3	4
Stashak	0	0	10.80	2	0	0	0	0	1.2	3	2	2	1	0
Totals	0	3	7.56	3	3	0	0	0	25.0	29	23	21	17	27

GAME 1 Friday, October 4 at New York
Minnesota 1 0 1 0 1 1 0 0 0 — 4 7 1
New York 0 0 3 0 2 2 3 0 x — 10 8 1
 WP — Kahnle. LP — Littell.
 Paxton, Ottavino (5), Kahnle (5), Green (6), Britton (7), Happ (8), Chapman (9) and Sanchez.
 Berrios, Littell (5), Duffey (5), Stashak (6), Gibson (7), Graterol (8) and Garver.
 HR — Polanco, Cruz, Sanó, LeMahieu, Gardner. T — 4:15. A — 49,233.

GAME 3 Monday, October 7 at Minnesota
New York 0 1 0 0 0 0 1 0 2 — 5 10 0
Minnesota 0 0 0 0 0 0 0 1 0 — 1 9 1
 WP — Green. LP — Odorizzi.
 Severino, Kahnle (5), Ottavino (5), Green (5), Britton (7), Chapman (8) and Sanchez.
 Odorizzi, Rogers (6), Romo (8), May (9) and Garver.
 HR — Torres, Maybin, Rosario. T — 4:02. A — 41,121

GAME 2 Saturday, October 5 at New York
Minnesota 0 0 0 1 0 1 0 0 1 — 2 6 0
New York 1 0 7 0 0 0 0 0 x — 8 11 0
 WP — Tanaka. LP — Dobnak.
 Tankaka, Kahnle (6), Ottavino (7), Lyons (8), Loaisiga (9) and Sanchez.
 Dobnak, Duffey (3), Smeltzer (3), Stashak (7), May (7), Romo (8), Littell (8) and Garver.
 HR — Gregorius. T — 3:34. A — 49,277.

POSTSEASON

TWINS POSTSEASON RECORDS

SERIES-BY-SERIES

YEAR	SERIES	OPPONENT	W	L
1965	WS	Los Angeles-NL	3	4
1969	ALCS	Baltimore	0	3
1970	ALCS	Baltimore	0	3
1987	ALCS	Detroit	4	1
	WS	St. Louis	4	3
1991	ALCS	Toronto	4	1
	WS	Atlanta	4	3
2002	ALDS	Oakland	3	2
	ALCS	Anaheim	1	4
2003	ALDS	New York-AL	1	3
2004	ALDS	New York-AL	1	3
2006	ALDS	Oakland	0	3
2009	ALDS	New York-AL	0	3
2010	ALDS	New York-AL	0	3
2017	ALWC	New York-AL	0	1
2019	ALDS	New York-AL	0	3

ALL ROUNDS	W	L
AL Wild Card Game (0-1 in series, 1 game)	0	1
AL Division Series (1-8 in series, 25 games)	5	20
AL Championship Series (2-3 in series, 21 games)	9	12
World Series (2-1 in series, 21 games)	11	10
TOTAL (5-13 in series, 68 games)	25	43

RECORD BY OPPONENT

YEAR	ALWC	ALDS	ALCS	WS	TOTAL
Atlanta	--	--	--	4-3 (1-0)	4-3 (1-0)
Baltimore	--	--	0-6 (0-2)	--	0-6 (0-2)
Detroit	--	--	4-1 (1-0)	--	4-1 (1-0)
Los Angeles-AL	--	--	1-4 (0-1)	--	1-4 (0-1)
Los Angeles-NL	--	--	--	3-4 (0-1)	3-4 (0-1)
New York-AL	0-1 (0-1)	2-15 (0-7)	--	--	2-16 (0-6)
Oakland	--	3-5 (1-1)	--	--	3-5 (1-1)
St. Louis	--	--	--	4-3 (1-0)	4-3 (1-0)
Toronto	--	--	4-1 (1-0)	--	4-1 (1-0)

POSTSEASON AWARDS

YEAR	SERIES	AWARD	PLAYER
1965	WS	World Series MVP	Sandy Koufax
1987	ALCS	Leland S. MacPhail, Jr. Award (ALCS MVP)	Gary Gaetti
	WS	World Series MVP	Frank Viola
1991	ALCS	Leland S. MacPhail, Jr. Award (ALCS MVP)	Kirby Puckett
	WS	World Series MVP	Jack Morris
2002	ALCS	Leland S. MacPhail, Jr. Award (ALCS MVP)	Adam Kennedy



TWINS POSTSEASON RECORDS

TEAM SINGLE-GAME RECORDS

BATTING AND BASE-RUNNING

CATEGORY	RECORD	OPPONENT AND DATE
Runs	11, 2 times	last, ALDS Game 4 vs. Oakland, October 5, 2002
Fewest Runs	0, 4 times	last, ALCS Game 2 at Baltimore, October 5, 1969
Runs, Inning	7, 2 times	last, ALDS Game 4 vs. Oakland (4th), October 5, 2002
Hits	15, 2 times	last, WS Game 6 vs. St. Louis, October 24, 1987
Fewest Hits	3, 2 times	last, ALCS Game 2 at Baltimore, October 5, 1969
Extra-Base Hits	6, 4 times	last, ALDS Game 5 at Oakland, October 6, 2002
Singles	12, 2 times	ALCS Game 5 at Toronto, October 13, 1991
Doubles	5, 2 times	last, ALDS Game 5 at Toronto, October 13, 1991
Triples	2	last, WS Game 5 at Atlanta, October 24, 1991
Home runs	3	ALDS Game 1 at New York, October 4, 2019
Walks	7, 2 times	last, ALDS Game 2 at New York, October 9, 2009
Strikeouts	14	ALDS Game 2 at New York, October 5, 2019
Stolen Bases	4	ALCS Game 1 vs. Toronto, October 8, 1991
Runs in Shutout	2	ALDS Game 1 at New York, October 5, 2004
Walk-off Wins	2 times	last, WS Game 7 vs. Atlanta, October 27, 1991

PITCHING


CATEGORY	RECORD	OPPONENT AND DATE
Runs Allowed	14	WS Game 5 at Atlanta, October 24, 1991
Fewest Runs Allowed	0, 2 times	last, ALDS Game 1 at New York, October 5, 2004
Runs Allowed, Inning	10	ALCS Game 5 at Anaheim (7th), October 13, 2002
Hits Allowed	18, 2 times	last, ALCS Game 5 at Anaheim, October 13, 2002
Fewest Hits Allowed	4	ALCS Game 1 vs. Anaheim, October 8, 2002
Extra-Base Hits Allowed	8, 2 times	last, WS Game 5 at Atlanta, October 24, 1991
Singles Allowed	14	ALCS Game 5 at Anaheim, October 13, 2002
Doubles Allowed	6	ALCS Game 3 vs. Baltimore, October 6, 1969
Triples Allowed	3	WS Game 5 at Atlanta, October 24, 1991
Home Runs Allowed	4, 2 times	last, ALCS Game 5 at Anaheim, October 13, 2002
Walks Allowed	8, 4 times	last, ALDS Game 2 at New York, October 5, 2019
Strikeouts	16	ALDS Game 4 vs. New York, October 9, 2004
Stolen Bases Allowed	5	WS Game 5 at St. Louis, October 22, 1987
Runs Allowed in Shutout	7	WS Game 5 at Los Angeles, October 11, 1965
Complete Games	4 times	last, WS Game 7 vs. Atlanta (Morris - 10.0 IP), October 27, 1991
Walk-off Losses	6 times	last, ALDS Game 2 at New York, October 9, 2009

FIELDING

CATEGORY	RECORD	OPPONENT AND DATE
Double Plays	3, 2 times	last, ALDS Game 1 at New York, October 5, 2004
Double Plays, Opponent	2, 11 times	last, ALDS Game 2 vs. New York, October 7, 2010
Errors	3, 2 times	last, ALDS Game 3 at Oakland, October 6, 2006
Errors, Opponent	3, 2 times	last, ALCS Game 4 at Detroit, October 11, 1987

MISCELLANEOUS

CATEGORY	RECORD	OPPONENT AND DATE
Left on Base	17	ALDS Game 2 at New York (11 inn.), October 9, 2009
Left on Base, Opponent	12, 2 times	last, ALDS Game 1 at Oakland, October 1, 2002
Longest Game, Innings	12, 3 times	last, ALDS Game 2 at New York, October 6, 2004
Longest Game, Time	4:22	ALDS Game 2 at New York, October 9, 2009
Largest Margin of Victory	9, 2 times	last, ALDS Game 4 vs. Oakland (11-2), October 5, 2002
Largest Margin of Defeat	9, 2 times	last, WS Game 5 at Atlanta (14-5), October 24, 1991
Largest Crowd, Home	55,990	ALCS Game 2 vs. Anaheim, October 9, 2002
Largest Crowd, Away	56,479	ALDS Game 2 at New York, October 2, 2003



TWINS POSTSEASON RECORDS

INDIVIDUAL SINGLE-GAME RECORDS

BATTING AND BASERUNNING

CATEGORY	RECORD	PLAYER	OPPONENT AND DATE
At-Bats	6	12, last Span/Kubel/Cuddyer	ALDS Game 2 at New York, October 9, 2009
Runs	4	Puckett	WS Game 6 vs. St. Louis, October 24, 1987
Hits	4	2, last Pierzynski	ALDS Game 1 at Oakland, October 1, 2002
Doubles	2	8, last Arraez	ALDS Game 2 at New York, October 5, 2019
Triples	1	19, last Young	ALDS Game 2 vs. New York, October 7, 2010
Home Runs	2	Gaetti	ALCS Game 1 vs. Detroit, October 7, 1987
Grand Slams	1	2, last Hrbek	WS Game 6 vs. St. Louis, October 24, 1987
RBI	5	Gladden	WS Game 1 vs. St. Louis, October 17, 1987
Walks	3	2, last Puckett	WS Game 7 vs. Atlanta, October 27, 1991
Strikeouts	4	4, last Sanó	ALDS Game 2 at New York, October 5, 2019
Hitting Streak	9	2, last Maurer	October 4, 2006–October 3, 2017

PITCHING

CATEGORY	RECORD	PLAYER	OPPONENT AND DATE
Innings Pitched	10.2	Boswell	ALCS Game 2 at Baltimore, October 5, 1969
Strikeouts	9	Pavano	ALDS Game 3 vs. New York, October 11, 2009
Walks Allowed	7	Boswell	ALCS Game 2 at Baltimore, October 5, 1969
Earned Runs Allowed	7	Pery	ALCS Game 1 vs. Baltimore, October 3, 1970
Hits Allowed	10	3, last Pavano	ALDS Game 2 vs. New York, October 7, 2010
Home Runs Allowed	4	Reed	ALDS Game 3 vs. Oakland, October 4, 2002
Longest No-hit Bid (Innings)	4.2	Blackburn	ALDS Game 2 at New York, October 9, 2009

LAST TIME IT HAPPENED...

TWINS BATTING:

Grand Slam	Hrbek, WS Game 6 vs. STL, 10/24/1987 (2 all-time)
Inside-the-Park Home Run	never
Pinch-hit Home Run	Davis, WS Game 3 at ATL, 10/22/1991 (2 all-time)
Four-hit Game	Pierzynski, ALDS Game 1 at OAK, 10/1/2002 (2 all-time)
Five-hit Game	never
Two Hits, One Inning	Mientkiewicz, ALDS Game 4 vs. OAK, 10/5/2002 (4th inning, 2 singles; 3 all-time)
Two-Homer Game	Gaetti, ALCS Game 1 vs. DET, 10/7/1987 (1 all-time)
Three-Homer Game	never
Back-to-back Home Runs	Cuddyer/Morneau, ALDS Game 2 vs. OAK 10/4/2006 (2 all-time)
Three-Homer Inning	never
Walk-off Home Run	Puckett, WS Game 6 vs. ATL, 10/26/1991 (1 all-time)
Leadoff Home Run	Dozier, ALWC at NYY, 10/3/2017 (1 all-time)
Consecutive HRs to Lead Off Game	never
Pitcher Home Run	Grant, WS Game 6 vs. LAD, 10/13/1965 (1 all-time)

TWINS PITCHING:

One-Hitter	never
Two-Hitter	never
10+ Innings Pitched	Morris (10.0 IP), WS Game 7 vs. ATL 10/27/1991 (1 all-time)
Complete Game	Morris, WS Game 7 vs. ATL 10/27/1991 (4 all-time)
Complete Game Shutout	Morris, WS Game 7 vs. ATL 10/27/1991 (1 all-time)

TWINS MISCELLANEOUS:

Triple Play	never
Position Player Pitching	never
Three or more Steals	never

OPPONENT BATTING:

Grand Slam	Gegorius, ALDS Game 2 at New York, 10/5/2019 (2 all-time)
Inside-the-Park Home Run	Kotsay, ALDS Game 2 vs. OAK, 10/4/2006 (2 all-time)
Pinch-hit Home Run	never
Four-hit Game	Rodriguez, ALDS Game 2 at NYY, 10/6/2004 (7 all-time)
Five-hit Game	Blair, ALCS Game 3 vs. BAL, 10/6/1969 (1 all-time)
Two Hits, One Inning	Spizio/Kennedy, ALCS Game 5 at ANA, 10/13/2002 (2 singles/single and home run; 2 all-time)
Two-Homer Game	Thomas, ALDS Game 1 vs. OAK, 10/3/2006 (2 all-time)
Three-Homer Game	Kennedy, ALCS Game 5 at ANA, 10/13/2002 (1 all-time)
Back-to-back Home Runs	Durham/Hatteberg, ALDS Game 3 vs. OAK 10/4/2002 (2 all-time)
Three-Homer Inning	Cuellar/Buford/Powell, ALCS Game 1 vs. BAL 10/3/1970 (1 all-time)
Walk-off Home Run	Teixeira, ALDS Game 2 at NYY, 10/9/2009 (1 all-time)
Leadoff Home Run	Jeter, ALDS Game 2 at NYY, 10/6/2004 (2 all-time)
Consecutive HRs to Lead Off Game	Durham/Hatteberg, ALDS Game 3 vs. OAK 10/4/2002 (1 all-time)
Pitcher Home Run	Cuellar, ALCS Game 1 vs. BAL, 10/3/1970 (1 all-time)

OPPONENT PITCHING:

One-Hitter	never
Two-Hitter	never
10+ Innings Pitched	McNally (11.0 IP), ALCS Game 2 at BAL 10/5/1969 (1 all-time)
Complete Game	Glavine, WS Game 2 vs. ATL 10/20/1991 (10 all-time)
Complete Game Shutout	McNally, ALCS Game 2 at BAL 10/5/1969 (4 all-time)

OPPONENT MISCELLANEOUS:

Triple Play	never
Position Player Pitching	never
Three or more Steals	Davis, WS Game 5 at LAD 10/11/1965 (1 all-time)

TWINS POSTSEASON RECORDS

HOME RUN DATA

BACK-TO-BACK HOME RUNS

ROUND	PLAYERS	PITCHER(S)	OPPONENT AND DATE (INNING)
ALDS	Michael Cuddyer/Justin Morneau	Loaiza	Game 2 vs. Oakland, October 4, 2006 (6th)
ALCS	Harmon Killebrew/Tony Oliva	McNally	Game 2 vs. Baltimore, October 4, 1970 (4th)

GRAND SLAMS

ROUND	PLAYER	PITCHER	OPPONENT AND DATE (INNING)
WS	Dan Gladden	Forsch	Game 1 vs. St. Louis, October 17, 1987 (4th)
	Kent Hrbek	Dayley	Game 6 vs. St. Louis, October 24, 1987 (6th)

LEADOFF HOME RUNS

ROUND	PLAYER	PITCHER	OPPONENT AND DATE (INNING)
ALWC	Brian Dozier	Severino	at New York, October 3, 2017 (1st)

MULTI-HOMER GAMES

ROUND	PLAYER	PITCHER(S)	OPPONENT AND DATE (# OF HOME RUNS)
ALCS	Gary Gaetti	Alexander	Game 1 vs. Detroit, October 7, 1987 (2)

PINCH-HIT HOME RUNS

ROUND	PLAYER	PITCHER	OPPONENT AND DATE (INNING)
ALCS	Mike Pagliarulo	Timlin	Game 3 at Toronto, October 11, 1991 (10th)
WS	Chili Davis	Peña	Game 3 at Atlanta, October 22, 1991 (8th)

FIRST POSTSEASON AT-BAT

ROUND	PLAYER	PITCHER	OPPONENT AND DATE (INNING)
ALWC	Brian Dozier	Severino	at New York, October 3, 2017 (1st)
	Eddie Rosario	Severino	at New York, October 3, 2017 (1st)
ALCS	Gary Gaetti	Alexander	Game 1 vs. Detroit, October 7, 1987 (2nd, 5th)
WS	Don Mincher	Drysdale	Game 1 vs. Los Angeles, October 6, 1965 (2nd)

WALK-OFF HOME RUNS

ROUND	PLAYER	PITCHER	OPPONENT AND DATE (INNING)
WS	Kirby Puckett	Leibrandt	Game 6 vs. Atlanta, October 26, 1991 (11th)

POSTSEASON GAMES DECIDED IN LAST AT-BAT

DATE	SERIES	OPPONENT	W/L	FINAL	RUNS SCORED	NOTES
October 4, 1969	ALCS Game 1	at BAL	L	3-4 (12)	1 in bot 12th	Blair bunt single off Perranoski
October 5, 1969	ALCS Game 2	at BAL	L	0-1 (11)	1 in bot 11th	Motton single off Perranoski
October 7, 1987	ALCS Game 1	vs. DET	W	8-5	4 in bot 8th	Puckett 2B, Baylor 1B, Brunansky 2B
October 10, 1987	ALCS Game 3	at DET	L	6-7	2 in bot 8th	Sheridan two-run homer off Reardon
October 11, 1991	ALCS Game 3	at TOR	W	3-2 (10)	1 in top 10th	Pagliarulo pinch-hit home run off Timlin
October 20, 1991	WS Game 2	vs. ATL	W	3-2	1 in bot 8th	Leius home run off Glavine
October 22, 1991	WS Game 3	at ATL	L	4-5 (12)	1 in bot 12th	Lemke single off Aguilera
October 23, 1991	WS Game 4	at ATL	L	2-3	1 in bot 9th	Willard sac fly off Bedrosian
October 26, 1991	WS Game 6	vs. ATL	W	4-3 (11)	1 in bot 11th	Puckett home run off Leibrandt
October 27, 1991	WS Game 7*	vs. ATL	W	1-0 (10)	1 in bot 10th	Larkin single off Peña
October 11, 2002	ALCS Game 3	at ANA	L	1-2	1 in bot 8th	Glaus home run off Romero
October 6, 2004	ALDS Game 2	at NYY	L	6-7 (12)	2 in bot 12th	Rodriguez 2B off Nathan, Matsui sac fly
October 9, 2004	ALDS Game 4*	vs. NYY	L	5-6 (11)	1 in top 11th	Rodriguez scores on Lohse wild pitch
October 9, 2009	ALDS Game 2	at NYY	L	3-4 (11)	2 in bot 11th	Teixeira two-run homer off Mijares

BOLD indicates walk-off * indicates series clincher

DID YOU Know?

...that Gary Gaetti and Eddie Rosario are the only two players in baseball history to homer in both their first major league at-bat and first Postseason at-bat. Gaetti and Tampa Bay's Evan Longoria (2008) are the only two players to homer in each of their first two career Postseason at-bats.

TWINS POSTSEASON LEADERS

ALL-TIME TOP FIVE

BATTING

BATTING AVERAGE [min. 30 at-bats]

344	Steve Lombardozzi.....	1987
338	Michael Cuddyer.....	2002, 03, 04, 06, 09, 10
333	Brian Harper.....	1991
326	Chuck Knoblauch.....	1991
314	Tony Oliva.....	1965, 69, 70

AT-BATS

104	Dan Gladden.....	1987, 91
97	Kirby Puckett.....	1987, 91
91	Kent Hrbek.....	1987, 91
89	Greg Gagne.....	1987, 91
80	Torii Hunter.....	2002, 03, 04, 06

HITS

30	Kirby Puckett.....	1987, 91
29	Dan Gladden.....	1987, 91
25	Michael Cuddyer.....	2002, 03, 04, 06, 09, 10
24	Torii Hunter.....	2002, 03, 04, 06
19	Greg Gagne.....	1987, 91

HOME RUNS

5	Kirby Puckett.....	1987, 91
4	Greg Gagne.....	1987, 91
3	Gary Gaetti.....	1987
	Kent Hrbek.....	1987, 91
	Torii Hunter.....	2002, 03, 04, 06
	Harmon Killebrew.....	1965, 69, 70
	Tony Oliva.....	1965, 69, 70

WALKS

14	Harmon Killebrew.....	1965, 69, 70
11	Kent Hrbek.....	1987, 91
9	Dan Gladden.....	1987, 91
8	Tom Brunansky.....	1987
	Kirby Puckett.....	1987, 91

WINS

4	Jack Morris.....	1991
3	Bert Blyleven.....	1970, 87
	Frank Viola.....	1987
2	Mudcat Grant.....	1965
	Brad Radke.....	2002, 03, 04, 06

LOSSES

3	Jim Kaat.....	1965, 70
	Brad Radke.....	2002, 03, 04, 06
	Johan Santana.....	2002, 03, 04, 06
2	Brian Duensing.....	2009, 10
	Kyle Lohse.....	2002, 03, 04
	Carl Pavano.....	2009, 10
	Rick Reed.....	2002, 03

INNINGS PITCHED

36.1	Jack Morris.....	1991
35.0	Brad Radke.....	2002, 03, 04, 06
34.0	Johan Santana.....	2002, 03, 04, 06
31.1	Frank Viola.....	1987
28.1	Bert Blyleven.....	1970, 87

WALKS

10	Jack Morris.....	1991
	Johan Santana.....	2002, 03, 04, 06
9	Dave Boswell.....	1965, 69
	Scott Erickson.....	1991
8	Brad Radke.....	2002, 03, 04, 06
	Frank Viola.....	1987
	David West.....	1991

GAMES

24	Greg Gagne.....	1987, 91
	Dan Gladden.....	1987, 91
	Kent Hrbek.....	1987, 91
	Kirby Puckett.....	1987, 91
22	Michael Cuddyer.....	2002, 03, 04, 06, 09, 10

RUNS

17	Dan Gladden.....	1987, 91
16	Kirby Puckett.....	1987, 91
15	Torii Hunter.....	2002, 03, 04, 06
12	Greg Gagne.....	1987, 91
10	Tom Brunansky.....	1987
	Kent Hrbek.....	1987, 91

DOUBLES

8	Torii Hunter.....	2002, 03, 04, 06
6	Dan Gladden.....	1987, 91
5	Greg Gagne.....	1987, 91
	Jacque Jones.....	2002, 03, 04
	Tony Oliva.....	1965, 69, 70

RUNS BATTED IN

16	Kirby Puckett.....	1987, 91
15	Dan Gladden.....	1987, 91
12	Kent Hrbek.....	1987, 91
11	Tom Brunansky.....	1987
10	Greg Gagne.....	1987, 91

STRIKEOUTS

23	Jacque Jones.....	2002, 03, 04
22	Greg Gagne.....	1987, 91
21	Corey Koskie.....	2002, 03, 04
18	Michael Cuddyer.....	2002, 03, 04, 06, 09, 10
17	Kirby Puckett.....	1987, 91

PITCHING

GAMES STARTED

6	Brad Radke.....	2002, 03, 04, 06
5	Jack Morris.....	1991
	Johan Santana.....	2002, 03, 04, 06
	Frank Viola.....	1987
4	Bert Blyleven.....	1970, 87
	Jim Kaat.....	1965, 70
	Kevin Tapani.....	1991

ERA (min. 10 innings)

1.35	Dave Boswell.....	1965, 69
1.65	Eric Milton.....	2002, 03
2.23	Jack Morris.....	1991
2.70	Jeff Reardon.....	1987
2.74	Mudcat Grant.....	1965

SAVES

5	Rick Aguilera.....	1991
3	Eddie Guardado.....	2002, 03
	Jeff Reardon.....	1987
	Juan Berenguer.....	1987
1	Joe Nathan.....	2004

STRIKEOUTS

32	Johan Santana.....	2002, 03, 04, 06
25	Frank Viola.....	1987
23	Bert Blyleven.....	1970, 87
22	Jack Morris.....	1991
17	Brad Radke.....	2002, 03, 04, 06

SENATORS POSTSEASON INFO

W

1924 WORLD SERIES WASHINGTON SENATORS VS. NEW YORK GIANTS

GIANTS:	AVG	G	AB	R	H	2B	3B	HR	RBI	BB	SO	SB
Heinie Groh	1.000	1	1	0	1	0	0	0	0	0	0	0
Hugh McQuillan	1.000	3	1	0	1	0	0	0	1	1	0	0
Rosy Ryan	.500	2	2	1	1	0	0	1	1	0	0	0
Art Nehf	.429	3	7	1	3	0	0	0	0	0	0	0
Bill Terry	.429	5	14	3	6	0	1	1	1	3	1	0
Frankie Frisch	.333	7	30	1	10	4	1	0	4	4	1	1
Freddie Lindstrom	.333	7	30	1	10	2	0	0	4	3	6	0
George Kelly	.290	7	31	7	9	1	0	1	4	1	8	0
Jack Bentley	.286	5	7	1	2	0	0	1	2	1	1	0
Hank Gowdy	.259	7	27	4	7	0	0	0	2	2	2	0
Hack Wilson	.233	7	30	1	7	1	0	0	3	1	9	0
Ross Youngs	.185	7	27	3	5	1	0	0	1	5	6	1
Irish Meusel	.154	4	13	0	2	0	0	0	1	2	0	0
Travis Jackson	.074	7	27	3	2	0	0	0	1	1	4	1
Virgil Barnes	.000	2	4	0	0	0	0	0	0	1	2	0
Frank Snyder	.000	1	1	0	0	0	0	0	0	0	0	0
Billy Southworth	.000	5	1	1	0	0	0	0	0	0	0	0
Totals	.261	7	253	27	66	9	2	4	21	25	40	3

Pitchers:	W	L	ERA	G	GS	CG	SHO	SV	IP	H	R	ER	BB	SO
Harry Baldwin	0	0	0.00	1	0	0	0	0	2.0	1	0	0	0	1
Mule Watson	0	0	0.00	1	0	0	0	1	0.2	0	0	0	0	0
Art Nehf	1	1	1.83	3	2	1	0	0	19.2	15	5	4	9	7
Hugh McQuillan	1	0	2.57	3	1	0	0	1	7.0	2	2	2	6	2
Jack Bentley	1	2	3.18	3	2	1	0	0	17.0	18	7	6	8	10
Rosy Ryan	0	0	3.18	2	0	0	0	0	5.2	7	2	2	4	3
Wayland Dean	0	0	4.50	1	0	0	0	0	2.0	3	2	1	0	2
Virgil Barnes	0	1	5.68	2	2	0	0	0	12.2	15	8	8	1	9
Claude Jonnard	0	0	INF	1	0	0	0	0	0.0	0	0	0	1	0
Totals	3	4	3.11	7	7	2	0	2	66.2	61	26	23	29	34

SENATORS:	AVG	G	AB	R	H	2B	3B	HR	RBI	BB	SO	SB
Mule Shirley	.500	3	2	1	1	0	0	0	1	0	0	0
Roger Peckinpaugh	.417	4	12	1	5	2	0	0	2	1	0	1
Joe Judge	.385	7	26	4	10	1	0	0	0	5	2	0
Goose Goslin	.344	7	32	4	11	1	0	3	7	0	7	0
Bucky Harris	.333	7	33	5	11	0	0	2	7	1	4	0
Earl McNeely	.222	7	27	4	6	3	0	0	1	4	4	1
Sam Rice	.207	7	29	2	6	0	0	0	1	3	2	2
Ossie Bluege	.192	7	26	2	5	0	0	0	2	3	4	1
Ralph Miller	.182	4	11	0	2	0	0	0	2	1	0	0
Nemo Leibold	.167	3	6	1	1	1	0	0	0	1	0	0
Walter Johnson	.111	3	9	0	1	0	0	0	0	0	0	0
Muddy Ruel	.095	7	21	2	2	1	0	0	0	6	1	0
Firpo Marberry	.000	4	2	0	0	0	0	0	0	0	0	0
George Mogridge	.000	2	5	0	0	0	0	0	0	0	5	0
Tommy Taylor	.000	3	2	0	0	0	0	0	0	0	2	0
Tom Zachary	.000	2	5	0	0	0	0	0	0	1	3	0
Bennie Tate	---	3	0	0	0	0	0	0	1	3	0	0
Totals	.246	7	248	25	61	9	0	5	24	29	34	5

Pitchers:	W	L	ERA	G	GS	CG	SHO	SV	IP	H	R	ER	BB	SO
Joe Martina	0	0	0.00	1	0	0	0	0	1.0	0	0	0	0	1
Curly Ogden	0	0	0.00	1	1	0	0	0	0.1	0	0	0	1	1
Firpo Marberry	0	1	1.13	4	1	0	0	2	8.0	9	5	1	4	10
Tom Zachary	2	0	2.04	2	2	1	0	0	17.2	13	4	4	3	3
Walter Johnson	1	2	2.25	3	2	2	0	0	24.0	30	10	6	11	20
George Mogridge	1	0	2.25	2	1	0	0	0	12.0	7	5	3	6	5
Allen Russell	0	0	3.00	1	0	0	0	0	3.0	4	2	1	0	0
Byron Speece	0	0	9.00	1	0	0	0	0	1.0	3	1	1	0	0
Totals	4	3	2.15	7	7	3	0	2	67.0	66	27	16	25	40



POSTSEASON

1924 WORLD SERIES (CONTINUED)

GAME 1 Saturday, October 4 at Washington

New York	0	1	0	1	0	0	0	0	0	0	2	4	14	1
Washington	0	0	0	0	1	0	0	1	0	0	1	3	10	1

WP — Nehf. LP — Johnson.
Nehf and Gowdy.
Johnson and Ruel.
HR — Kelly, Terry. T — 3:07. A — 35,760.

GAME 2 Sunday, October 5 at Washington

New York	0	0	0	0	0	1	0	2	—	3	6	0
Washington	2	0	0	1	0	0	0	1	—	4	6	1

WP — Zachary. LP — Bentley. Save — Marberry.
Bentley and Gowdy.
Zachary, Marberry (9) and Ruel.
HR — Harris, Goslin. T — 1:58. A — 35,922.

GAME 3 Monday, October 6 at New York

Washington	0	0	0	2	0	0	0	1	1	—	4	9	2
New York	0	2	1	1	0	1	0	1	x	—	6	12	0

WP — McQuillan. LP — Marberry. Save — Watson.
Marberry, Russell (4), Martina (7), Speece (8) and Ruel.
McQuillan, Ryan (4), Jonnard (9), Watson (9) and Gowdy.
HR — Ryan. T — 2:25. A — 47,608.

GAME 4 Tuesday, October 7 at New York

Washington	0	0	3	0	2	0	0	2	0	—	7	13	3
New York	1	0	0	0	0	1	0	1	1	—	4	6	1

WP — Mogridge. LP — Barnes. Save — Marberry.
Mogridge, Marberry (8) and Ruel.
Barnes, Baldwin (6), Dean (8) and Gowdy.
HR — Goslin. T — 2:10. A — 49,243.

GAME 5 Wednesday, October 8 at New York

Washington	0	0	1	0	0	0	1	0	—	2	9	1	
New York	0	0	1	0	2	0	0	3	x	—	6	13	0

WP — Bentley. LP — Johnson. Save — McQuillan.
Johnson and Ruel.
Bentley, McQuillan (8) and Gowdy.
HR — Goslin, Bentley. T — 2:30. A — 49,271.

GAME 6 Thursday, October 9 at Washington

New York	1	0	0	0	0	0	0	0	—	1	7	1
Washington	0	0	0	2	0	0	0	x	—	2	4	0

WP — Zachary. LP — Nehf.
Nehf, Ryan (8) and Gowdy.
Zachary and Ruel.
T — 1:57. A — 34,254.

GAME 7 Friday, October 10 at Washington

New York	0	0	0	0	0	0	0	0	0	—	2	4	14	1
Washington	0	0	0	0	1	0	0	1	0	0	1	3	10	1

WP — Johnson. LP — Bentley.
Barnes, Nehf (8), McQuillan (9), Bentley (11) and Gowdy.
Ogden, Mogridge (1), Marberry (6), Johnson (9) and Ruel.
HR — Harris. T — 3:00. A — 31,667.



1925 WORLD SERIES

WASHINGTON SENATORS VS. PITTSBURGH PIRATES

PIRATES:	AVG	G	AB	R	H	2B	3B	HR	RBI	BB	SO	SB		
Johnny Morrison	.500	3	2	1	1	0	0	0	0	0	0	0		
Max Carey	.458	7	24	6	11	4	0	0	2	2	3	3		
Earl Smith	.350	6	20	0	7	1	0	0	0	1	2	0		
Pie Traynor	.346	7	26	2	9	0	2	1	4	3	1	1		
Carson Bigbee	.333	4	3	1	1	1	0	0	1	0	0	1		
Stuffy McInnis	.286	4	14	0	4	0	0	0	1	0	2	0		
Kiki Cuyler	.269	7	26	3	7	3	0	1	6	1	4	0		
Clyde Barnhart	.250	7	28	1	7	1	0	0	5	3	5	1		
Eddie Moore	.231	7	26	7	6	1	0	1	2	5	2	0		
Glenn Wright	.185	7	27	3	5	1	0	1	3	1	4	0		
Ray Kremer	.143	3	7	0	1	0	0	0	1	0	5	0		
George Grantham	.133	5	15	0	2	0	0	0	0	0	3	1		
Vic Aldridge	.000	3	7	0	0	0	0	0	0	0	0	0		
Johnny Gooch	.000	3	3	0	0	0	0	0	0	0	0	0		
Lee Meadows	.000	1	1	0	0	0	0	0	0	1	1	0		
Emil Yde	.000	2	1	1	0	0	0	0	0	0	0	0		
Team Totals	.265	7	230	25	61	12	2	4	25	17	32	7		
Pitchers:	W	L	ERA	G	GS	CG	SHO	SV	IP	H	R	ER	BB	SO
Babe Adams	0	0	0.00	1	0	0	0	0	1.0	2	0	0	0	0
Red Oldham	0	0	0.00	1	0	0	0	1	1.0	0	0	0	0	0
Johnny Morrison	0	0	2.89	3	0	0	0	0	9.1	11	3	3	1	7
Ray Kremer	2	1	3.00	3	2	2	0	0	21.0	17	7	7	4	9
Lee Meadows	0	1	3.38	1	1	0	0	0	8.0	6	3	3	0	4
Vic Aldridge	2	0	4.42	3	3	2	0	0	18.1	18	9	9	9	9
Emil Yde	0	1	11.57	1	1	0	0	0	2.1	5	4	3	3	1
Team Totals	4	3	3.69	7	7	4	0	1	61	59	26	25	17	32
SENATORS:	AVG	G	AB	R	H	2B	3B	HR	RBI	BB	SO	SB		
Nemo Leibold	.500	3	2	1	1	1	0	0	0	1	0	0		
Joe Harris	.440	7	25	5	11	2	0	3	6	3	4	0		
Sam Rice	.364	7	33	5	12	0	0	0	3	0	1	0		
Hank Severid	.333	1	3	0	1	0	0	0	0	0	0	0		
Muddy Ruel	.316	7	19	0	6	1	0	0	1	3	2	0		
Goose Goslin	.308	7	26	6	8	1	0	3	6	3	3	0		
Ossie Bluege	.278	5	18	2	5	1	0	0	2	0	4	0		
Buddy Myer	.250	3	8	0	2	0	0	0	0	1	2	0		
Roger Peckinpaugh	.250	7	24	1	6	1	0	1	3	1	2	1		
Joe Judge	.174	7	23	2	4	1	0	1	3	3	2	0		
Walter Johnson	.091	3	11	0	1	0	0	0	0	0	3	0		
Bucky Harris	.087	7	23	2	2	0	0	0	0	1	3	0		
Spencer Adams	.000	2	1	0	0	0	0	0	0	0	0	0		
Stan Coveleski	.000	2	3	0	0	0	0	0	0	1	2	0		
Alex Ferguson	.000	2	4	0	0	0	0	0	0	0	3	0		

1925 WORLD SERIES (CONTINUED)

1925 World Series stats, continued.....

Dutch Ruether.....	.000	1	1	0	0	0	0	0	0	0	0	1	0
Bobby Veach.....	.000	2	1	0	0	0	0	0	0	1	0	0	0
Firpo Marberry.....	---	2	0	0	0	0	0	0	0	0	0	0	0
Earl McNeely.....	---	4	0	2	0	0	0	0	0	0	0	0	1
Totals		267	7	225	26	59	8	0	8	25	17	32	2

Pitchers:	W	L	ERA	G	GS	CG	SHO	SV	IP	H	R	ER	BB	SO
Win Ballou.....	0	0	0.00	2	0	0	0	0	1.2	0	0	0	1	1
Firpo Marberry.....	0	0	0.00	2	0	0	0	1	2.1	3	0	0	0	2
Walter Johnson.....	2	1	2.08	3	3	3	1	0	26.0	26	10	6	4	15
Alex Ferguson.....	1	1	3.21	2	2	0	0	0	14.0	13	6	5	6	11
Stan Coveleski.....	0	2	3.77	2	2	1	0	0	14.1	16	7	6	5	3
Tom Zachary.....	0	0	10.80	1	0	0	0	0	1.2	3	2	2	1	0
Totals	3	4	2.85	7	7	4	1	1	60	61	25	19	17	32

GAME 1 Wednesday, October 7 at Pittsburgh

Washington	0	1	0	0	2	0	0	1	—	4	8	1
Pittsburgh	0	0	0	1	0	0	0	0	—	1	5	0

WP — Johnson. LP — Meadows.
 Johnson and Ruel.
 Meadows, Morrison (9) and Smith/Gooch.
 HR — Harris, Traynor. T — 1:57. A — 41,723.

GAME 2 Thursday, October 8 at Pittsburgh

Washington	0	1	0	0	0	0	0	1	—	2	8	2
Pittsburgh	0	0	1	0	0	0	2	x	—	3	7	0

WP — Aldridge. LP — Coveleski.
 Coveleski and Ruel.
 Aldridge and Smith.
 HR — Judge, Cuyler, Wright. T — 2:04. A — 43,364.

GAME 3 Saturday, October 10 at Washington

Pittsburgh	0	1	0	1	0	1	0	0	0	—	3	8	2
Washington	0	0	1	0	0	1	2	0	x	—	4	10	1

WP — Ferguson. LP — Kremer. Save — Marberry.
 Kremer and Smith.
 Ferguson, Marberry (8) and Ruel.
 HR — Goslin. T — 2:10. A — 36,495.

GAME 4 Sunday, October 11 at Washington

Pittsburgh	0	0	0	0	0	0	0	0	0	—	0	6	1
Washington	0	0	4	0	0	0	0	0	0	x	—	4	12

WP — Johnson. LP — Yde.
 Yde, Morrison (3), Adams (8) and Gooch.
 Johnson and Ruel.
 HR — Harris, Goslin. T — 2:00. A — 38,701.

GAME 5 Monday, October 12 at Washington

Pittsburgh	0	0	2	0	0	0	2	1	1	—	6	13	0
Washington	1	0	0	1	0	0	1	0	0	—	3	8	1

WP — Aldridge. LP — Coveleski.
 Aldridge and Smith.
 Coveleski, Ballou (7), Zachary (8), Marberry (9) and Ruel.
 HR — Harris. T — 2:26. A — 35,899.

GAME 6 Tuesday, October 13 at Pittsburgh

Washington	1	1	0	0	0	0	0	0	0	—	2	6	2
Pittsburgh	0	0	2	0	1	0	0	0	0	x	—	3	7

WP — Kremer. LP — Ferguson.
 Ferguson, Ballou (8) and Severid/Ruel.
 Kremer and Smith.
 HR — Goslin, Moore. T — 1:57. A — 43,810.

GAME 7 Thursday, October 15 at Pittsburgh

Washington	0	0	0	0	0	0	0	0	0	—	7	7	2
Pittsburgh	0	0	2	0	0	0	0	0	0	—	9	15	3

WP — Kremer. LP — Johnson. Save — Oldham.
 Johnson and Ruel.
 Aldridge, Morrison (1), Kremer (5), Oldham (9) and Smith/Gooch.
 HR — Peckinpaugh. T — 2:31. A — 42,856.



1933 WORLD SERIES

WASHINGTON SENATORS VS. NEW YORK GIANTS

GIANTS:	AVG	G	AB	R	H	2B	3B	HR	RBI	BB	SO	SB		
Dolf Luque.....	1.000	1	1	0	1	0	0	0	0	0	0	0		
Lefty O'Doul.....	1.000	1	1	1	1	0	0	0	2	0	0	0		
Freddie Fitzsimmons.....	.500	1	2	0	1	0	0	0	0	0	0	0		
Homer Peel.....	.500	2	2	0	1	0	0	0	0	0	0	0		
Mel Ott.....	.389	5	18	3	7	0	0	2	4	4	4	0		
Kiddo Davis.....	.368	5	19	1	7	1	0	0	0	0	3	0		
Carl Hubbell.....	.286	2	7	0	2	0	0	0	0	0	0	0		
Hal Schumacher.....	.286	2	7	0	2	0	0	0	3	1	3	0		
Blondy Ryan.....	.278	5	18	0	5	0	0	0	1	1	5	0		
Bill Terry.....	.273	5	22	3	6	1	0	1	1	0	0	0		
Jo-Jo Moore.....	.227	5	22	1	5	1	0	0	1	1	3	0		
Travis Jackson.....	.222	5	18	3	4	1	0	0	2	1	3	0		
Hughie Critz.....	.136	5	22	2	3	0	0	0	0	1	0	0		
Gus Mancuso.....	.118	5	17	2	2	1	0	0	2	3	0	0		
Team Totals	.267	5	176	16	47	5	0	3	16	11	21	0		
Pitchers:	W	L	ERA	G	GS	CG	SHO	SV	IP	H	R	ER	BB	SO
Hi Bell.....	0	0	0.00	1	0	0	0	0	1.0	0	0	0	0	0
Carl Hubbell.....	2	0	0.00	2	2	2	0	0	20.0	13	3	0	6	15
Dolf Luque.....	1	0	0.00	1	0	0	0	0	4.1	2	0	0	2	5
Hal Schumacher.....	1	0	2.45	2	2	1	0	0	14.2	13	4	4	5	3
Freddie Fitzsimmons.....	0	1	5.14	1	1	0	0	0	7.0	9	4	4	0	2
Team Totals	4	1	1.53	5	5	3	0	0	47.0	37	11	8	13	25

1933 WORLD SERIES (CONTINUED)

SENATORS:	AVG	G	AB	R	H	2B	3B	HR	RBI	BB	SO	SB
Sam Rice	1.000	1	1	0	1	0	0	0	0	0	0	0
Fred Schulte	.333	5	21	1	7	1	0	1	4	1	1	0
Joe Cronin	.318	5	22	1	7	0	0	0	2	0	2	0
Buddy Myer	.300	5	20	2	6	1	0	0	2	2	3	0
General Crowder	.250	2	4	0	1	0	0	0	0	0	0	0
Goose Goslin	.250	5	20	2	5	1	0	1	1	1	3	0
Luke Sewell	.176	5	17	1	3	0	0	0	1	2	0	1
Joe Kuhel	.150	5	20	1	3	0	0	0	1	1	4	0
Ossie Bluege	.125	5	16	1	2	1	0	0	0	1	6	0
Heinie Manush	.111	5	18	2	2	0	0	0	0	2	1	0
Cliff Bolton	.000	2	2	0	0	0	0	0	0	0	0	0
Dave Harris	.000	3	2	0	0	0	0	0	0	2	0	0
Jack Russell	.000	3	2	0	0	0	0	0	0	1	2	0
Lefty Stewart	.000	1	1	0	0	0	0	0	0	0	1	0
Montie Weaver	.000	1	4	0	0	0	0	0	0	0	2	0
Earl Whitehill	.000	1	3	0	0	0	0	0	0	0	0	0
John Kerr	---	1	0	0	0	0	0	0	0	0	0	0
Team Totals	.214	5	173	11	37	4	0	2	11	13	25	1

Pitchers:	W	L	ERA	G	GS	CG	SHO	SV	IP	H	R	ER	BB	SO
Alex McColl	0	0	0.00	1	0	0	0	0	2.0	0	0	0	0	0
Tommy Thomas	0	0	0.00	2	0	0	0	0	1.1	1	0	0	0	2
Earl Whitehill	1	0	0.00	1	1	1	1	0	9.0	5	0	0	2	2
Jack Russell	0	1	0.87	3	0	0	0	0	10.1	8	1	1	0	7
Montie Weaver	0	1	1.74	1	1	0	0	0	10.1	11	2	2	4	3
General Crowder	0	1	7.36	2	2	0	0	0	11.0	16	9	9	5	7
Lefty Stewart	0	1	9.00	1	1	0	0	0	2.0	6	4	2	0	0
Team Totals	1	4	2.74	5	5	1	1	0	46.0	47	16	14	11	21

GAME 1 Tuesday, October 3 at New York

Washington	0	0	1	0	0	0	0	1	—	2	5	3
New York	2	0	2	0	0	0	0	x	—	4	10	2

WP — Hubbell. LP — Stewart.
Stewart, Russell (3), Thomas (8) and Sewell.
Hubbell and Mancuso.
HR — Ott. T — 2:07. A — 46,672.

GAME 2 Wednesday, October 4 at New York

Washington	0	0	1	0	0	0	0	0	—	1	5	0
New York	0	0	0	0	6	0	0	x	—	6	10	0

WP — Schumacher. LP — Crowder.
Crowder, Thomas (6), McColl (7) and Sewell.
Schumacher and Mancuso.
HR — Goslin. T — 2:09. A — 35,461.

GAME 3 Thursday, October 5 at Washington

New York	0	0	0	0	0	0	0	0	—	0	5	0	
Washington	2	1	0	0	0	0	1	0	x	—	4	9	1

WP — Whitehill. LP — Fitzsimmons.
Fitzsimmons, Bell (8) and Mancuso.
Whitehill and Sewell.
T — 1:55. A — 25,727.

GAME 4 Friday, October 6 at Washington

New York	0	0	1	0	0	0	0	0	0	1	—	2	11	1
Washington	0	0	0	0	0	0	1	0	0	0	—	1	8	0

WP — Hubbell. LP — Weaver.
Hubbell and Mancuso.
Weaver, Russell (11) and Sewell.
HR — Terry. T — 2:59. A — 26,762.

GAME 5 Saturday, October 7 at Washington

Los Angeles	0	2	0	0	0	1	0	0	0	1	—	4	11	1
Minnesota	0	0	0	0	3	0	0	0	0	0	—	3	10	0

WP — Luque. LP — Russell.
Schumacher, Luque (6) and Mancuso.
Crowder, Russell (6) and Sewell.
HR — Ott, Schulte. T — 2:38. A — 28,454.



MINOR LEAGUES



MINOR LEAGUE INFORMATION

MINNESOTA TWINS – MINOR LEAGUE DEPT.

Target Field
1 Twins Way
Minneapolis, MN 55403
P: (612) 659-3811 F: (612) 659-4026



MINNESOTA TWINS – SPRING TRAINING

CenturyLink Sports Complex
14110 Six Mile Cypress Pkwy.
Ft. Myers, FL 33912
P: (239) 479-6400

MINNESOTA TWINS MINOR LEAGUE SYSTEM

Director, Player Development.....	Alex Hassan
Assistant Director, Player Development.....	Drew MacPhail
Coordinator, Player Development.....	Tommy Bergians
Senior Advisor, Player Development.....	Sam Perlozzo
Senior Manager, Minor League Operations.....	Brian Maloney
Manager, Florida Operations.....	Victor Gonzalez
Assistant Manager, Florida Operations.....	Jason Davila

MINOR LEAGUE INSTRUCTORS

Coordinator of Instruction.....	Kevin Morgan
Assistant Minor League Field Coordinator & Coordinator of Skill Development.....	Tucker Frawley
Minor League Pitching Coordinator.....	Pete Maki
Assistant Minor League Pitching Coordinator.....	J.P. Martinez
Assistant Minor League Pitching Coordinator.....	Justin Willard
Minor League Hitting Coordinator.....	Donegal Fergus
Minor League Hitting Instructor.....	Tony Oliva
Minor League Infield and Baserunning Coordinator.....	Billy Boyer
Minor League Outfield Coordinator.....	Mike Quade
Minor League Catching Coordinator.....	Micheal Thomas
Special Projects Coordinator.....	Zach Bove
Minor League Athletic Training and Administration Coordinator.....	Chad Jackson
Latin American Medical Coordinator.....	Axel Lopez
Minor League Strength and Conditioning Coordinator.....	David Rak
Rehab Pitching Coach.....	Anders Dzurak
Video Coordinator.....	Tyler Schmitz
Equipment Manager.....	Matt Chesman

TWINS 2019 ORGANIZATIONAL STANDINGS

TEAM	LEAGUE	LEVEL	WON-LOST	STANDINGS	GB/GA
Rochester	International	Triple-A	70-70 (North Division)	Fourth	-5.5
Pensacola^	Southern	Double-A	38-32 First Half (South Division)	Second	-3.0
			38-31 2nd Half (South Division)	Third	-3.0
			76-63 Season Total (North Division)	Second	-6.0
Ft. Myers*	Florida State	High-A	39-27 1st Half (South Division)	First	+3.0
			35-32 2nd Half (South Division)	Fourth	-11.0
			74-59 Season Total (South Division)	Second	-7.0
Cedar Rapids#	Midwest	Low-A	39-31 1st Half (Western Division)	T-Second	-6.0
			39-31 2nd Half (Western Division)	First	-7.0
			78-62 Season Total (Western Division)	Fourth	-3.5
Elizabethton	Appalachian	Rookie	33-34 (West Division)	Fourth	-1.5
GCL Twins	Gulf Coast	Rookie	30-21 (South Division)	Second	-7.0
DSL Twins	Dominican Summer League	Rookie	24-40 (South Division)	Seventh	-19.0

^ Pensacola lost to Biloxi in the Southern League Semifinals, 3 games to 2.

* Florida State League regular season and playoffs cut short due to Hurricane Dorian.

Cedar Rapids lost to Clinton in the Midwest League Western Division Championship series, 2 games to 1.

TWINS MINOR LEAGUE STADIUMS PLAYING DIMENSIONS & ATTENDANCE FIGURES

CITY	NAME	SURFACE	DIMENSIONS			2019 ATTENDANCE		
			LF	CF	RF	TOTAL	DATES	AVERAGE
Rochester	Frontier Field	Natural	335'	402'	325'	451,853	66	6,846
Pensacola	Blue Wahoos Stadium	Natural	342'	400'	333'	296,095	68	4,354
	(Admiral Fetterman Field)							
Ft. Myers	William H. Hammond Stadium	Natural	330'	405'	330'	108,800	57	1,909
Cedar Rapids	Veterans Memorial Stadium	Natural	315'	400'	325'	150,278	67	2,243
Elizabethton	Northeast Community Credit Union Ballpark	Natural	339'	399'	322'	27,569	34	811
Ft. Myers (GCL Twins)	CenturyLink Sports Complex	Natural	330'	405'	330'			

2019 MINOR LEAGUE RECAP



ROCHESTER (70-70, Triple-A, International League) — The Red Wings finished fourth in the International League North Division with a record of 70-70, while sending 11 players to Minnesota for their Major League debut. A total of 32 different players recorded an at-bat for Rochester, while 42 pitchers took the mound. The Red Wings were a potent offensive club, leading the IL with a .278 team batting average, while ranking second with 790 runs and third with an .810 OPS. Led by Zander Wiel's 24 home runs and Wilin Rosario's 20, Rochester also set a franchise record with 174 roundtrippers. Rosario also led the Wings with a .300 average and 91 RBI (good for third in the IL), while Wiel topped the International League with 40 doubles. A pair of Red Wings earned Midseason All-Star status: catcher Tomás Telis (.330/.364/.490 in 82 games) and outfielder Brent Rooker (.282/.399/.520, with 14 HR and 47 RBI in 65 games). Several of Rochester's top arms made an impact at the major league level, including rookies Randy Dobnak (5-2, 2.15 ERA), Cody Stashak (5-0, 1.44) and Devin Smeltzer (3.63 ERA). Another pitcher that played a key role in Minnesota was Lewis Thorpe, who led all Triple-A pitchers (min. 90.0 IP) with an average of 11.12 strikeouts per 9.0 innings (119 SO, 96.1 IP).



PENSACOLA (76-63, Double-A, Southern League) — The Blue Wahoos enjoyed a banner first season as a Twins affiliate, finishing 76-63, advancing to the Southern League semifinals and sending seven players from their Opening Day roster to the major leagues. Additionally, each of the Twins' top five prospects and 12 of MLB Pipeline's year-end top 30 wore a Blue Wahoos uniform. By the time Pensacola took the field for the Southern League semis, the team's lineup included Twins minor league Player of the Year (and No. 5 organizational prospect) Trevor Larnach in rightfield, Twins No. 2 prospect Alex Kirilloff in left, Royce Lewis, the club's overall top prospect, at shortstop, No. 10 prospect Ryan Jeffers behind the plate and, in Game 3, No. 4 prospect Jordan Balazovic on the mound. Larnach slashed .295/.387/.455 with 11 XBH and 22 RBI in 43 games after his promotion, Lewis hit .231 with 12 XBH and six stolen bases in 33 games, and Jeffers went .287/.374/.483 with nine XBH in 24 contests. Kirilloff spent the entire season in Pensacola, batting .283 with 18 doubles, two triples, nine home runs and 43 RBI in 94 games. On the mound, the Blue Wahoos led the Southern League with 1,270 strikeouts, paced by the arms of No. 23 prospect Jorge Alcalá (105 SO in 102.2 IP), No. 3 Brusdar Graterol (6-0, 1.71 with 50 SO in 52.2 IP), No. 9 Joao Duran (41 SO in 37.0 IP) and No. 22 Griffin Jax (2.67 ERA, 84 SO in 111.1 IP). The Blue Wahoos also received a combined 35 appearances (15 starts) by Randy Dobnak, Devin Smeltzer and Cody Stashak.



FT. MYERS (74-59, High-A, Florida State League) — In the club's final season as the Miracle, Ft. Myers finished 74-59, including the first half South Division title, but did not have a chance to defend its overall Florida State League crown as the season was cut short due to Hurricane Dorian. Several Twins top prospects began their 2019 season in Ft. Myers, led by eventual minor league Player of the Year Trevor Larnach, who earned FSL Most Valuable Player honors and was named to the circuit's Midseason and Postseason All-Star teams after batting .316 with 33 XBH, 44 RBI and an .842 OPS in 84 games, and leading the league in batting average, slugging percentage and OPS. Twins top overall prospect Royce Lewis (30 XBH, 35 RBI and 16 SB), who played in the SiriusXM Futures Game over the MLB All-Star Break, was a Midseason Florida State League All-Star, as was catcher Ryan Jeffers (10 HR and 40 RBI). Ft. Myers pitchers led the FSL with 1,188 strikeouts, including a team-high 96 (in 73.0 IP) from Jordan Balazovic, who went 6-4, 2.84 and joined Lewis as Twins representatives at the 2019 SiriusXM Futures Game. Other mound standouts included Melvi Acosta (7-4-4, 2.85 ERA) and Edwar Colina (4-2, 2.34).



CEDAR RAPIDS (78-62, Low-A, Midwest League) — The Kerns finished the regular season 78-62, won the Western Division second half title and qualified for the postseason for the seventh-straight campaign. Cedar Rapids defeated Quad Cities, 2-1, in the first round of the MWL playoffs before falling to Clinton in the Western Division semifinals, 2-1. Cedar Rapids relied on power to generate their offense, ranking second in the MWL with 109 home runs. Five Kerns hit at least 10 homers, led by Midseason MWL All-Star first baseman Gabe Snyder (19 HR, 44 XBH and an .800 OPS). Fellow All-Star Chris Williams also had 10 homers, along with an .830 OPS. 20-year-old outfielder Gilberto Celestino also enjoyed a fine season, slashing .276/.350/.409 with 37 XBH, 51 RBI and 14 SB in 117 games. Cedar Rapids pitchers ranked second in the MWL with a 1.20 WHIP, were fourth with 1,240 strikeouts and fifth with a 3.37 team ERA. Josh Winder finished as the MWL's ERA champion at 2.65, while going 7-2 in 21 starts. Austin Schuffer (7-6, 3.96) was sixth in the league with 124 strikeouts in 97.2 innings pitched, while Luis Rijo posted a 2.86 ERA and 99 strikeouts in 107.0 innings. Jordan Balazovic was 2-1, 2.18 ERA in four starts before being promoted.



ELIZABETHTON (33-34, Rookie Advanced, Appalachian League) — The Elizabethton Twins finished 1.5 games out of first place, but finished fourth in the West Division. Despite the fourth-place finish, the E-Town club led the Appy League with a .406 slugging percentage, and ranked second in OPS (.748), six points behind Bluefield, in large part due to their 71 home runs, which tied Pulaski for most in the league. 2019 fourth-round draft pick Seth Gray led the offense with 11 home runs and 36 RBI while 2019 third-round pick Spencer Steer earned himself a promotion to Cedar Rapids after slashing .325/.442/.506 (.949 OPS) with nine extra-base hits and 39 total bases. Elizabethton was led on the mound by Cody Lawryson, who was drafted in the 14th round in 2019. The 6'4" right-hander was 1-1 with a 1.76 ERA (41.0 IP, 8 ER) in 10 games (6 starts), and a 6.56 SO/BB ratio. Steven Cruz led the bullpen with a 2.90 ERA over 31.0 relief innings, while 2019 17th-rounder Erik Cha also earned a promotion to CR after going 5-1 with a 3.34 ERA (29.2 IP, 11 ER) in 13 relief appearances. The Twins finished with a 4.04 ERA, third-best in the Appy League, while striking out an Appy League-best 731 batters.

GCL TWINS (30-21, Rookie, Gulf Coast League) — The GCL Twins finished the year 30-21, second place in the Southern Division and 7.0 games behind the GCL Orioles for first place. The Twins pitching staff was solid throughout the summer, ranking sixth in the GCL in ERA (3.47) and fifth in WHIP (1.26), while ranking second in strikeouts (483), behind only the Astros (496). The Twins' staff was led by Netherlands-born Donny Breek, whose 0.74 ERA (36.1 IP, 3 ER) was the best among the team's starting pitchers, while opponents only hit .165 against him. Collectively, the Twins struggled at the plate, as their .220 team average was second to only the GCL Yankees West (.219) for lowest in the league. 2019 first round pick (13th overall) Keoni Cavaco made his professional debut with the Twins, going 15-for-87 (.172) in 25 games, including his first home run on August 7 off Orioles pitcher Xavier Moore.

DSL TWINS (24-40, Rookie, Dominican Summer League) — The DSL Twins finished the 2019 campaign 24-40, placing seventh in the DSL South Division. The Twins were among the best with the longball, hitting 30 balls over the fence and posting an OPS of .691. Eighteen-year-old outfielder Luis Baez paced the offense, hitting .307 (39-for-127) with five home runs and 14 RBI, while posting a team-best .961 OPS, with 16 stolen bases, third-best on the club, before being promoted to the GCL Twins. Rhodery Diaz made an impact as well, leading the team with six triples and a .319 batting average (46-for-144). 21-year-old Juan Pichardo led the pitching staff with a 1.69 ERA (58.2 IP, 11 ER) over a team-high 11 starts, while finishing second with four wins. Pichardo's ERA ranked second in the DSL, behind only Manuel Urias of the DSL Phillies Red (1.48). The Twins finished with a 4.69 ERA (551.0 IP, 287 ER), which was 38th in the league, out of 45 teams. The Twins limited opponents to just 250 walks on the year, eighth-best in the DSL, and fourth in the DSL South division.

TWINS MINOR LEAGUE COORDINATORS



KEVIN MORGAN

COORDINATOR OF INSTRUCTION

Born December 3, 1969 in Lafayette, LA...wife, Heidi...daughters, Alyssa and Kallee...son, Kamen...begins his first season in the Twins organization, after serving as the New York Mets minor league field coordinator the previous four years (2016-19)...2020 marks his 29th season in professional baseball, the previous 25 of which had been in the Mets system...was New York's instruction and infield coordinator for 10 seasons (2006-15), while also serving as the club's director of minor league operations (2001-05) and assistant to the director of minor league operations (1998-2000)...was drafted twice while at Southeastern Louisiana University, first by St. Louis in the 36th round of the 1990 First-Year Player Draft, then again by Detroit in the 30th round in 1991...former infielder spent three seasons in the Tigers organization (1991-93), before being traded to the Mets...played four seasons in New York's system (1994-97), including his major league debut in 1997...led all Eastern League shortstops with a .956 fielding percentage in 1996.



TUCKER FRAWLEY

ASST. MINOR LEAGUE FIELD COORDINATOR & COORDINATOR OF SKILL DEVELOPMENT

Born June 1, 1989 in Lexington, SC...begins his first season with the Twins organization and his first in a coaching role with a major league club...spent the previous 12 years (2008-19) on the staff at Yale University, including the last eight as associate head coach...was responsible for formulating the program's overall player development structure, coaching infielders and hitters, preparing team defense and assisting with national recruiting efforts...helped guide the Bulldogs to consecutive Ivy League Regular Season Championships (2017-18), three-straight trips to the Ivy League Championship Series (2016-18) and, in 2017, their first NCAA Tournament appearance since 1993...in 2018, Yale led the nation and tied an NCAA single-season record with a .985 team fielding percentage...during his tenure at Yale, 40 different positional players and 60 total players earned All-Ivy recognition, while the 2019 club saw a school-record four players selected in the First-Year Player Draft...a 2006 graduate of the College of the Holy

Cross, where the three-time All-Patrol league selection departed as the school's leader in career hits...one of only two players in program history to earn three Hop Rieppl Awards as team MVP...played two seasons of professional baseball in independent leagues, first with the Worcester Tornadoes (CanAm League) in 2006, then with the Evansville Otters (Frontier League) in 2007.



PETE MAKI

MINOR LEAGUE PITCHING COORDINATOR

Born July 29, 1982 in Lufkin, TX...wife, Lisa...sons, William, Cal and Lyle...begins his third season as the Twins minor league pitching coordinator...spent previous two seasons (2016-17) at Duke University as an assistant coach...joined the Duke staff in July of 2015 and served as the team's pitching coach, helping the 2016 Blue Devils make the program's first NCAA tournament appearance since 1963...that season, Duke's pitching staff ranked fourth in the ACC with a 3.79 ERA, while three Blue Devil pitchers were selected in the 2016 First-Year Player Draft...had an eight-year stay at Columbia University from 2008-15, the first four as assistant coach before being promoted to associate head coach in 2012...the Lions captured four Ivy League titles during his tenure and had a pitcher taken in the First-Year Player Draft in each of his final four seasons, after sending a total of six pitchers to the draft prior to his time on campus...served as an assistant coach at the University of New Haven from 2006-07...is a 2004 graduate of Franklin

& Marshall College in Lancaster, PA, where he lettered four seasons as a left-handed pitcher...graduated in 2004 with a bachelor's degree in psychology and sociology...as a senior, recorded six saves, posted a team-best 3.42 ERA and was named the squad's Cy Young award winner.



J.P. MARTINEZ

ASSISTANT MINOR LEAGUE PITCHING COORDINATOR

Born June 8, 1982 in Metairie, LA...wife, Kate...begins his sixth season in the Twins organization and third as assistant minor league pitching coordinator...began coaching career as the pitching coach for the GCL Twins in 2015 and spent two seasons (2016-17) in the same role at Single-A Cedar Rapids...spent 2013-14 as head coach at Pope John Paul II High School in Slidell, LA...was the Twins ninth-round selection in the 2004 First-Year Player Draft and pitched four seasons in the Minnesota farm system (2004-07)...spent the 2008 campaign in the Baltimore organization...compiled a career 17-14 minor league record with a 3.36 ERA (340.2 IP, 127 ER), 357 strikeouts and 40 saves in 203 appearances (two starts)...attended Louisiana State University and the University of New Orleans.



JUSTIN WILLARD

ASSISTANT MINOR LEAGUE PITCHING COORDINATOR

Born September 9, 1990 in Brampton, Ontario, Canada...enters his third season in the Twins organization and first as assistant minor league pitching coordinator...teamed with Cibney Bello as co-pitching coach the last two seasons, first at Single-A Cedar Rapids (2018) and then at Double-A Pensacola (2019)...spent the previous five seasons (2013-17) with Radford University, including the final two as assistant coach/recruiting coordinator...assisted with all facets of player development for the Highlanders...his 2016 recruiting class ranked 73rd in the country...prior to Radford, served as graduate assistant and recruiting coordinator for his alma mater Concord University in Athens, WV...graduated with honors in business administration from Concord in 2013 after helping the program to a pair of West Virginia Intercollegiate Athletic Conference championships...played his first two collegiate seasons at Northern Oklahoma Junior College...earned his Master of Business Administration from Radford.



DONEGAL FERGUS

MINOR LEAGUE HITTING COORDINATOR

Born August 23, 1978 in Naksup, British Columbia, Canada...wife, Kim...three children, son Seamus, and daughters Finnegan and Maclean...begins his first season with the Twins organization and his first in a coaching role with a major league club...has spent the last 19 seasons as a coach in the collegiate ranks, including the 2019 campaign as associate head coach at UC Santa Barbara...in his one year at UCSB, the Gauchos led the Big West Conference with a .296 team batting average and .878 OPS, while setting school records with 45 wins against Division I opponents, 13 All-Big West performers and five selections in the first eight rounds of the 2019 First-Year Player Draft...his five-year tenure (2014-18) as assistant coach and recruiting coordinator at the University of Washington coincided with the most successful period in program history, as the Huskies snapped a 10-year postseason drought (2014), achieved their highest-ever ranking (#5 in 2014), advanced to the College World Series (2018) after

winning their first-ever Super Regional, had more All-Pac-12 position players honored than any other five-year stretch in program history, and had 26 players selected in the MLB draft...as head coach at Lower Columbia College (Longview, WA) in 2013, he led the Red Devils to a 34-14 record and the West Region playoffs...also served as an assistant at Seattle University (2011-12), head coach at Tacoma (WA) Community College (2006-10) and as an assistant at Lower Columbia (2001-05)...played collegiately at Linfield College in McMinnville, OR, where he graduated in 2000 with a bachelor's degree in political science...earned his master's in homeland security from American Military University.

TWINS MINOR LEAGUE COORDINATORS



BILLY BOYER

MINOR LEAGUE INFIELD AND BASERUNNING COORDINATOR

Born March 8, 1984 in Auburn, WA...wife, Savanna...three daughters (Paisley, Braelyn and Jovie), and son (Wrigley)...begins his second season with the Twins organization...spent 2018 as an assistant coach at Seattle (WA) University...served two years (2016-17) at the University of Washington as an undergraduate manager...was an assistant coach at Pierce Community College in Tacoma, WA from 2012-15, helping the team to a NWACC title...also spent time on the staffs at Green River College in Auburn, WA and Tacoma (WA) Community College...was selected by the Anaheim Angels out of Enumclaw (WA) High School in the 19th round of the 2003 First-Year Player Draft...played three seasons in the Angels' minor league system, rising to the Triple-A level in 2004.




MIKE QUADE

MINOR LEAGUE OUTFIELD COORDINATOR

Gregory Mike Quade (KWAH-dee)...born March 12, 1957 in Evanston, IL...entering his third season as the Twins minor league outfield coordinator after three campaigns as the manager at Triple-A Rochester...spent 2014 as a roving outfield and baserunning instructor for the New York Yankees...prior to that, he served as Chicago Cubs manager from 2010-11, posting a record of 95-104 (.472)...won his first game as a major league manager on August 23, 2010 at Washington, a 9-3 victory...was a Cubs coach from 2007-10, Triple-A Iowa (Cubs) manager from 2003-07, Oakland Athletics first base coach from 2000-02 and a minor league manager at various levels from 1985-99...owns a career minor league managerial record of 1,445-1,352 (.517) in 20 seasons, including a 238-192 (.553) mark at the helm of the Red Wings...is a two-time Manager of the Year award winner (1991 for Double-A Harrisburg and 1993 for Triple-A Ottawa)...in 1999 led Triple-A Vancouver (As) to the Pacific Coast League championship and the Triple-A World Series championship...won the Midwest League title as West Michigan's (As) manager in 1996...won his 1000th game as a minor league manager on April 18, 2004 with the Iowa Cubs in New Orleans...drafted by Pittsburgh in the 22nd round of the 1979 First-Year Player Draft...played college baseball for the University of New Orleans...spent five seasons in Pittsburgh's minor league system and ended his playing career in 1982...had a career .264 average with 45 doubles, 12 triples, five home runs and 128 RBI in 424 minor league games.

Series championship...won the Midwest League title as West Michigan's (As) manager in 1996...won his 1000th game as a minor league manager on April 18, 2004 with the Iowa Cubs in New Orleans...drafted by Pittsburgh in the 22nd round of the 1979 First-Year Player Draft...played college baseball for the University of New Orleans...spent five seasons in Pittsburgh's minor league system and ended his playing career in 1982...had a career .264 average with 45 doubles, 12 triples, five home runs and 128 RBI in 424 minor league games.



MICHEAL THOMAS

MINOR LEAGUE CATCHING COORDINATOR

Born January 27, 1991 in Elizabethton, KY...begins his third season in the Twins organization and first as minor league catching coordinator...spent 2019 as hitting coach with the GCL Twins...joined the Twins organization in 2018 as a coach with Ft. Myers, after opening the year as a volunteer assistant coach at Virginia Tech University...began his coaching career as a volunteer assistant coach at his alma mater, the University of Kentucky, from 2016-17...was named to the 2014 Southeastern Conference Community Service Team for his extensive volunteer efforts...former catcher was selected by Detroit in the 22nd round of the First-Year Player Draft and played two seasons in the Tigers system.



ZACH BOYE

SPECIAL PROJECTS COORDINATOR

Born April 25, 1988 in Winter Haven, FL...wife, Kristina...two daughters, Quinn and Gabrielle...begins his second season with the Twins organization, and first in his current role...spent 2019 as pitching coach for the GCL Twins, his first job with a major league club...spent seven seasons (2012-18) on the coaching staff of his alma mater, the College of Central Florida...served as pitching coach and recruiting coordinator during his final five seasons with the Patriots, developing six pitchers that were drafted by a major league club...was an all-conference performer at Central Florida, before finishing his collegiate career at Flagler College in St. Augustine, FL.



CHAD JACKSON

MINOR LEAGUE ATHLETIC TRAINING AND ADMINISTRATION COORDINATOR

Born May 5, 1971...wife, Pauline...daughter, Payten...resides in Cape Coral, FL...begins his 19th season in the Twins organization and eighth as the minor league athletic training and rehab coordinator...spent the previous two seasons as the head trainer for Triple-A Rochester...prior to his time with the Red Wings, spent six seasons with Double-A New Britain, one season with Single-A Quad Cities and two seasons with Rookie Elizabethton...also served as the head athletic trainer for Navigantes de Magallanes from 2005-08...interned for the Chicago Cubs (1996) and the Cleveland Indians (2001)...earned a BA in Physical Education and Exercise Science with specialization in Athletic Training from John Carroll University (OH) in 1993...earned a Master's of Science in Physical Education with specialization in Athletic Training from Ohio University in 1995.



DAVID RAK

MINOR LEAGUE STRENGTH AND CONDITIONING COORDINATOR

Born August, 1989...wife, Suzanne...resides in Ft. Myers, FL...begins his fourth season in the Twins organization...prior to joining the Twins, spent four years at the University of Washington as an assistant strength and conditioning coach...earned a Masters in Education with a concentration in coaching from Boston University and a B.S. in Exercises Physiology from UMass Lowell.

MINOR LEAGUE TRAINERS

Minor League Medical Coordinator Chad Jackson
 Rochester Red Wings Jason Kirkman
 Pensacola Blue Wahoos Chris McNeely
 Ft. Myers Mighty Mussels Ben Myers

Cedar Rapids Kernels Tyler Blair
 Elizabethton Twins Matt Smith
 GCL Twins Asja Morello
 DSL Twins Carlos Frías, Wladimir Morales

MINOR LEAGUES



TRIPLE-A ROCHESTER

ROCHESTER RED WINGS

International League - Triple-A (18th year)
2019 Record: 70-70 (4th in North)

One Morrie Silver Way
Rochester, New York 14608
(585) 454-1001
FAX: (585) 454-1056

President/CEO..... Naomi Silver
General Manager..... Dan Mason
Media Relations..... Nate Rowan
Broadcast..... Josh Whetzel
Stadium..... Frontier Field
Capacity..... 10,840

Manager..... Toby Gardenhire
Hitting Coach..... Matt Borgschulte
Pitching Coach..... Mike McCarthy
Pitching Coach..... Cibney Bello
Coach..... Robbie Robinson
Trainer..... Jason Kirkman
Strength and Conditioning Coach..... Jacob Dean



TOBY GARDENHIRE MANAGER

Born Sept. 11, 1982 in Mahasset, NY... begins his fourth season as a coach in the Twins organization, his third in a managerial post and his first as the skipper at Rochester...posted a 151-121 (.555) mark over two campaigns (2018-19) leading the Twins' two Single-A clubs... guided Ft. Myers to a 74-59 finish in 2019,

including the first half South Division title, before the season was cut short due to Hurricane Dorian...led Cedar Rapids to a 77-62 record and first-round playoff series victory as a rookie manager in 2018...served as third base coach for Triple-A Rochester and as hitting coach for the GCL Twins in 2017...head coach at UW-Stout from 2012-16...during his tenure, Stout earned 14 All-WIAC selections and three players were selected as WIAC Scholar-Athletes...spent summer of 2016 working with the GCL Twins...has been a hitting and fielding instructor with the Twins Training Academy in Blaine (2009-11), and as a defensive fielding instructor with LPA Baseball in Roseville from 2005-09...played with the German National Baseball Team in attempt to qualify for the World Baseball Classic...played college ball at the University of Arkansas-Fort Smith Junior College, Southwest Missouri State and the University of Illinois...played summer ball for Rochester in the Northwoods League, earning the most inspirational player award in 2005...drafted by the Twins in 2002 and again in 2005...played in the Twins organization from 2005-11...son of former Twins manager and current Tigers skipper Ron Gardenhire.

RECORD AS MANAGER

Year	Club	League	W	L	Pct.	Finish
2018	Cedar Rapids	Midwest	77	62	.554	2nd in division
2019	Ft. Myers	Florida State	74	59	.556	2nd in division
Minor League Totals			151	121	.555	

POSTSEASON PLAY


Year	Club	League	W	L	Pct.	Finish
2018	Cedar Rapids	Midwest	2	2	.500	Lost in Semis
Postseason Totals			2	2	.500	



MIKE MCCARTHY PITCHING COACH

Born November 18, 1987 in Walnut Creek, CA...begins his third season with Rochester, first in a pitching coach role after serving as bullpen coach the prior two years...drafted in the 14th round by Boston in 2011...pitched six minor league seasons, going 28-27 with a 4.57 ERA...attended California State University, Bakersfield...was instrumental in building


CSUB's baseball team from the ground up...earned College Baseball Insider Honorable Mention All-America accolades in 2011...field coordinator for Baseball Miracles, an international organization that teaches baseball and softball to kids experiencing economic and environmental disadvantages...received an Association of Professional Ball Players of America scholarship and earned an MBA with a concentration in Global Management from the University of Phoenix.



CIBNEY BELLO PITCHING COACH

Born September 10, 1982 in La Guaira, Venezuela...resides in Gilbert, AZ with his wife and children...begins his fifth season as a coach in the Twins organization, and first at the Triple-A level...teamed with Justin Willard as a pitching coach tandem the last two seasons (2019 at Double-A Pensacola and 2018 at Single-A Cedar Rapids), while he logged two seasons (2016-17)


as pitching coach with the GCL Twins...served two seasons as pitching coach for Single-A Clinton in the Seattle organization...spent the 2011-13 seasons with the AZL Mariners, beginning as a pitching coach intern in 2011...originally signed with Seattle as an undrafted free agent in 2000, spending eight seasons in the Mariners minor league system...played in the Mexican League in 2008...in 2009 and 2010, he had various stints within the Can-Am and Golden Independent Leagues.



MATT BORGSCHULTE HITTING COACH

Born October 29, 1990 in St. Louis, MO...resides in Ft. Myers, FL with his wife, Austin and son, Baker...enters his third season as a coach in the Twins organization and first at Rochester...served as the hitting coach for Single-A Ft. Myers in 2019 and for the GCL Twins in 2018...spent 2017 coaching for Single-A Palm Beach in the St. Louis Cardinals organization...

coached at Southwest Missouri State University from 2015-16...spent 2014 as a volunteer at his alma mater, Drury University in Springfield, MO, where he introduced in-depth video analysis for hitting...efforts helped the Panthers to a Great Lakes Valley Conference Championship...played collegiately at Western Kentucky and Drury, where he graduated with a degree in Sport Management...as a senior at Drury in 2013, became the first All-America selection in the program's history...set school single-season marks for homers (11), RBI (60) and total bases (125), while finishing in the Top 30 nationally in all three categories.



ROBBIE ROBINSON COACH

Born January 22, 1988 in Brea, CA...wife, Katelynn...daughter, Ellie...family resides in Chandler, AZ...begins his third season in the Twins organization and his first at Rochester...compiled a 80-43 (.650) record managing rookie ball the last two seasons...made his professional managerial debut in 2018, leading the DSL Twins to a 50-22 mark, seven years

30-21 with the GCL Twins in 2019...prior to joining the Twins, spent seven years in various collegiate coaching capacities, with stops at Point Loma Nazarene University (San Diego, CA), Riverside (CA) Community College and Missouri State University...was mentored by renowned college coaches Dennis Rogers (Riverside) and Keith Guttin (MSU)...also managed the Northwoods League's Battle Creek Bombers and was an associate scout for the Baltimore Orioles from 2015-17...played collegiately at Irvine (CA) Valley College before transferring to Valparaiso (IN) University, where he was an All-Horizon League performer...earned a master's in education from Northcentral University in San Diego, CA.

2019 ROCHESTER FINAL STATISTICS

PLAYER	AVG	G	AB	R	H	2B	3B	HR	RBI	SF	SH	HB	BB	SO	SB	CS	E	OBP
Andreoli, J	.196	43	153	19	30	7	0	6	15	2	0	0	30	63	3	0	0	.324
Arraez, L	.348	16	66	8	23	4	0	0	8	0	0	0	2	2	0	0	0	.397
Astudillo, W	.423	18	78	18	33	0	0	5	19	1	1	2	2	2	1	0	0	.446
Barnes, B	.186	26	102	13	19	5	0	6	18	0	0	0	9	41	2	2	2	.259
Cave, J	.352	48	196	37	69	18	4	7	39	3	0	0	15	50	5	0	0	.393
Cesar, R	.262	45	168	22	44	12	0	4	31	0	0	0	20	56	0	0	11	.344
Davis, J	.331	41	154	39	51	11	1	15	42	0	0	4	15	46	2	2	1	.405
De Aza, A	.352	35	128	28	45	11	2	6	31	0	0	5	14	30	4	0	2	.432
De Jesus Jr., I	.250	3	36	3	9	2	0	0	2	0	0	0	2	12	0	0	1	.289
Encarnacion, Y	.455	3	3	2	5	1	0	1	0	0	0	0	2	3	0	0	0	.455
English, R	.100	36	20	2	2	0	0	0	0	0	0	0	2	20	7	9	0	.182
Flores, R	.308	3	107	19	33	3	1	3	17	0	0	0	23	25	1	0	0	.435
Gordon, N	.298	70	292	49	87	29	3	4	40	0	0	4	18	65	14	4	14	.342
Guilmet, P	.000	0	0	0	0	0	0	0	0	0	0	0	0	0	0	0	0	.000
Hamilton, C	.205	11	39	4	8	2	0	1	4	0	0	0	0	15	0	0	0	.205
Hirabayashi, J	.000	0	0	0	0	0	0	0	0	0	0	0	0	0	0	0	0	.000
Kerriegan, J	.261	20	69	13	18	5	0	6	13	1	1	0	2	21	0	0	0	.278
Littell, Z	.000	0	0	0	0	0	0	0	0	0	0	0	0	0	0	0	0	.000
Maggi, D	.258	108	388	71	100	19	4	10	46	1	3	20	60	96	9	3	11	.384
Miller, T	.233	15	60	8	14	3	1	0	4	1	1	2	6	6	6	2	0	.319
Miller, M	.238	25	84	6	20	3	0	6	0	0	0	0	7	18	1	0	0	.297
Raley, L	.302	33	126	28	38	6	0	7	21	0	0	5	7	42	4	0	0	.362
Rooker, B	.281	65	228	41	64	16	0	14	47	1	1	10	35	95	2	0	1	.398
Rosales, A	.194	20	72	5	14	2	0	0	7	7	0	0	7	22	0	0	2	.263
Rosario, W	.300	105	413	71	124	24	0	20	91	5	0	4	23	77	2	1	4	.339
Sano, M	.308	3	13	2	4	2	0	0	2	0	0	0	0	0	0	0	0	.357
Sawyer, W	.260	43	154	23	40	17	0	2	20	0	0	6	11	48	0	0	5	.333
Schales, B	.153	17	59	3	9	2	0	2	6	0	0	2	2	29	1	0	3	.188
Tademo, V	.000	0	0	0	0	0	0	0	0	0	0	0	0	0	0	0	0	.000
Tellis, T	.330	82	306	44	101	21	2	8	46	3	3	2	16	33	2	1	8	.364
Torreyes, R	.256	79	308	48	79	11	1	11	44	1	1	1	12	33	2	2	4	.289
Valdespin, J	.294	60	214	28	63	9	1	11	24	0	2	6	14	26	5	2	8	.342
Wade Jr., L	.246	7	24	4	6	1	0	5	24	0	2	6	5	6	2	0	4	.292
Wiel, Z	.254	126	469	86	119	40	5	24	78	3	0	8	40	158	2	1	4	.320
TEAM TOTAL	.278	140	4780	790	1330	299	26	174	753	41	8	91	455	1179	75	19	101	.350

PITCHER	W	L	ERA	G	GS	CG	SH	SV	IP	H	R	ER	HR	HB	BB	SO	WP	BK	BAA
Adams, A	1	0	4.50	11	0	0	0	0	18.0	16	9	9	3	0	6	28	2	0	.229
Alcala, J	0	0	0.00	5	0	0	0	0	7.2	4	0	0	0	0	11	11	0	0	.154
Allen, C	0	2	3.38	7	4	0	0	0	8.0	7	5	3	1	0	5	5	0	0	.250
Barnes, C	2	2	6.75	4	4	0	0	0	18.2	29	15	14	4	0	11	16	0	0	.363
Baxendale, D	4	4	6.47	27	4	0	0	0	48.2	52	39	35	10	0	27	51	3	0	.271
Bentley, D	0	0	0.00	0	0	0	0	0	2.0	0	0	0	0	0	1	2	0	0	.000
Bleich, J	1	1	5.40	8	0	0	0	0	13.1	20	8	8	4	2	3	17	4	0	.351
Bray, A	0	0	6.23	8	5	0	0	0	26.0	24	5	3	2	0	16	0	0	0	.278
Camarena, D	0	0	4.37	14	0	0	0	0	22.2	26	12	11	0	2	10	26	0	0	.283
Clay, S	0	0	17.36	2	0	0	0	0	5.2	8	9	9	1	0	4	4	0	0	.364
Cutura, A	0	0	9.00	1	1	0	0	0	4.0	7	4	4	4	0	2	4	0	0	.389
De Jong, C	0	5	9.73	13	10	0	0	0	45.1	72	53	49	16	4	26	30	3	0	.360
Dobnak, R	5	2	2.15	9	7	0	0	0	46.0	28	12	11	0	2	18	34	3	0	.175
Duffey, T	0	0	1.32	7	0	0	0	1	13.2	8	2	2	2	1	5	22	3	0	.174
Eades, R	4	4	3.51	29	2	0	0	3	50.2	59	32	31	7	0	16	63	3	0	.289
Gonsalves, S	0	1	4.50	4	0	0	0	0	2.0	1	1	1	0	0	5	2	1	0	.200
Graterol, P	0	0	5.06	4	0	0	0	0	5.1	4	3	3	3	0	2	0	0	0	.211
Guilmet, B	2	6	4.93	44	6	0	0	8	73.0	74	46	40	13	1	22	94	5	0	.262
Harper, R	0	0	0.00	0	0	0	0	0	3.0	4	1	0	0	0	2	4	1	0	.286
Hildenberger, T	0	0	4.74	14	0	0	0	0	19.0	19	11	10	0	2	15	1	0	0	.260
Hutchison, D	3	2	6.11	9	3	0	0	0	45.2	58	34	31	10	3	17	52	1	0	.305
Jax, G	1	0	4.50	18	0	0	0	0	26.0	19	13	12	2	0	10	30	2	0	.314
Kroi, J	0	0	3.71	20	7	0	0	0	63.0	55	29	26	1	2	25	68	4	0	.234
Littell, Z	3	3	1.69	20	1	0	0	1	81.1	71	41	41	10	0	0	0	0	0	.105
Magill, M	0	0	2.25	8	8	0	0	1	12.0	11	4	4	1	0	3	12	0	0	.234
Morin, M	0	1	7.63	26	6	0	0	0	30.2	41	26	26	7	3	18	35	3	0	.323
Moya, G	1	1	5.12	4	3	0	0	0	19.1	22	12	11	2	2	8	13	0	0	.297
O'Rourke, R	2	1	4.50	7	0	0	0	0	12.0	7	6	6	0	1	12	14	3	0	.167
Poppen, S	5	0	3.84	12	9	0	0	0	61.0	53	29	26	4	7	27	68	4	0	.229
Reed, A	0	0	14.4	5	1	0	0	0	5.0	13	8	8	4	0	1	5	0	0	.500
Reed, J	5	5	3.76	45	1	0	0	0	75.0	75	49	48	7	6	35	92	7	1	.268
Romero, F	2	2	4.37	35	1	0	0	4	57.2	53	36	28	7	7	29	63	12	1	.245
Schick, A	0	0	3.00	1	0	0	0	0	3.0	2	1	1	1	0	0	0	0	0	.182
Smeltzer, D	4	4	3.63	15	14	0	0	0	74.1	68	32	30	14	3	19	71	4	0	.241
Stashak, C	0	0	1.44	24	0	0	0	0	25.0	90	57	5	10	11	44	34	0	0	.185
Stewart, K	6	5	5.14	20	19	0	0	0	61.0	90	67	62	10	11	44	80	5	0	.257
Thorpe, L	4	4	4.58	20	19	0	0	0	96.1	91	51	49	13	11	25	119	5	0	.244
Torres, C	2	2	4.15	8	0	0	0	0	27.1	19	8	8	1	1	8	18	3	1	.292
Vasquez, A	1	1	6.00	15	0	0	0	0	18.0	17	13	12	1	1	18	27	3	1	.250
Weiss, Z	0	1	9.28	6	0	0	0	0	10.2	19	11	11	2	0	3	10	4	0	.380
TEAM TOTAL	70	70	4.91	140	140	0	2	32	1195.0	1222	719	652	161	67	486	1285	96	4	.264

MINOR LEAGUES



DOUBLE-A PENSACOLA

PENSACOLA BLUE WAHOOS

Southern League - Double-A (2nd Year)
2019 Record: 76-63 (2nd in South)

351 W. Cedar Street
Pensacola, FL 32502
(850) 934-8444
FAX: (850) 791-6256

President Jonathan Griffith
Vice President, Operations Donna Kirby
Media Relations Daniel Venn
Broadcast Chris Garagiola
Stadium Blue Wahoos Stadium (Admiral Fetterman Field)
Capacity 5,038

Manager Ramon Borrego
Hitting Coach Ryan Smith
Pitching Coach Luis Ramirez
Pitching Coach Nat Ballenberg
Coach Joe Mangiameli
Trainer Chris McNeely
Strength and Conditioning Coach Travis Koon



RAMON BORREGO
MANAGER

Born June 7, 1978 in Maracay, VZ... resides in Mariara, Carabobo, VZ... begins his 11th season as a manager in the Twins organization and second at the Double-A level...has guided his last three clubs to the postseason (2019 with Pensacola, the 2018 Florida State League title with Single-A Ft. Myers and 2017 with the GCL Twins)...led the Blue Wahoos to a 76-63 mark and playoff berth in 2019, the club's first as a Twins affiliate...his 2018 Ft. Myers team went 40-28 in the second half to clinch a playoff spot, then finished 5-1 in the postseason en route to the championship...spent seven seasons as manager of the GCL Twins (2011-17), after coaching for the same club in 2010...was the field manager of the Twins Dominican Republic Baseball Academy in 2009...was the coach of the Twins Venezuelan Baseball Academy from 2004-08...was a player in the Twins organization from 1996-2002...originally signed by Minnesota as an undrafted free agent October 9, 1995.

RECORD AS MANAGER

Year	Club	League	W	L	Pct.	Finish
2009	DSL Twins	DR Academy	46	23	.667	3rd in division
2011	GCL Twins	Gulf Coast	31	29	.517	2nd in division
2012	GCL Twins	Gulf Coast	33	27	.550	2nd in division
2013	GCL Twins	Gulf Coast	33	27	.467	3rd in division
2014	GCL Twins	Gulf Coast	23	37	.383	4th in division
2015	GCL Twins	Gulf Coast	27	32	.458	3rd in division
2016	GCL Twins	Gulf Coast	39	29	.574	2nd in division
2017	GCL Twins	Gulf Coast	35	23	.603	1st in division
2018	Ft. Myers	Florida State	68	69	.496	4th in division
2019	Pensacola	Southern	76	63	.547	2nd in division
Minor League Totals			376	336	.528	

POSTSEASON PLAY

Year	Club	League	W	L	Pct.	Finish
2017	GCL Twins	Gulf Coast	0	1	.000	Lost in Semis to Nationals
2018	Ft. Myers	Florida State	5	1	.833	Won Championship
2019	Pensacola	Southern	2	3	.400	Lost in Semis to Biloxi
Postseason Totals			7	5	.583	



LUIS RAMIREZ
PITCHING COACH

Born June 20, 1973...resides in Valencia, VZ... wife, Virginia...daughters, Vianka Victoria and Vivian Victoria...begins his first season as pitching coach at Pensacola, after serving in the same capacity at Single-A Ft. Myers in 2019 and for rookie-level Elizabethton from 2015-18...spent two seasons as a coach for the GCL Twins from 2013-14, and was


the organization's rehab pitching coordinator in 2014...was the pitching coordinator for the Twins Venezuelan Academy for the previous eight years (2006-13)...coached in the Venezuelan Winter League for Tigres de Aragua from 2006-17...was a Caribbean World Series bullpen coach for the Tigres four times...played 15 seasons of professional baseball in the United States, Venezuela, Colombia and Taiwan.



NAT BALLEBERG
PITCHING COACH

Born November 29, 1984 in Long Valley, NJ...fiancée, Laura Roberts...enters his first full season in the Twins organization after spending part of 2019 with Single-A Ft. Myers...was pitching coach for Milwaukee's 2017 affiliate club in the Arizona Rookie League...spent nine seasons (2011-19) as pitching coach for his alma mater, Haverford

College...oversaw the development of two MLB draft picks, while helping the Fords capture three Centennial Conference championships...also served as Haverford's Assistant Fitness Center Director and Strength and Conditioning Coach, coordinating the development and implementation of programs for all 23 varsity teams...earned a master's in sports leadership from Northeastern University.



RYAN SMITH
HITTING COACH

Born May 11, 1993 in Ocala, FL...begins his second season in the Twins organization after serving as hitting coach for Single-A Cedar Rapids in 2019 (Kernels finished second in the Midwest League with 109 homeruns)...previously, spent three seasons (2016-18) as assistant coach and strength coach at the College of Central Florida in

Ocala...helped develop one of the most potent offenses in school history, as the 2018 Patriots ranked seventh nationally with a program-record 94 home runs (shattering the old mark by 38)...played two seasons at Central Florida, before earning 2016 Gulf South Conference All-Academic Team honors at Valdosta (GA) State University.



JOE MANGIAMELI
COACH

Born July 9, 1994 in Suffield, CT...begins his first season with the Twins organization and his first in a coaching role with a major league club...spent the last four years in the collegiate ranks, including 2019 at Quinnipiac University...worked primarily with the team's catchers as the Bobcats won their first-ever MAAC championship

and advanced to their first NCAA Tournament since 2005...was on the staff at Eastern Connecticut State University from 2016-18, where he worked with the team's catchers and hitters, while also serving as the program's recruiting coordinator.

2019 PENSACOLA FINAL STATISTICS

PLAYER	AVG	G	AB	R	H	2B	3B	HR	RBI	SF	SH	HB	BB	SO	SB	CS	E	OBP
Arraez, L.	.342	38	146	18	50	6	0	0	14	0	0	0	18	13	3	1	3	.415
Astudillo, W.	.357	13	53	5	16	1	0	2	4	0	0	0	0	0	0	0	0	.421
Blankenhorn, T.	.278	93	388	50	108	18	0	18	51	2	0	2	18	93	11	0	0	.312
César, R.	.130	23	93	4	3	0	0	0	0	0	0	0	10	10	0	0	0	.286
Contreras, M.	.210	85	281	35	59	12	0	10	33	3	2	5	23	93	0	0	8	.279
Costello, R.	.240	40	129	18	44	5	0	7	21	0	0	0	23	48	0	0	0	.353
Cronin, J.	.190	79	231	37	44	5	0	11	19	2	2	2	38	78	0	2	2	.320
Davis, J.	.274	58	212	34	58	0	0	10	25	5	0	0	64	31	7	1	3	.382
Davis, M.	.224	29	64	11	10	2	0	2	5	0	0	0	16	9	0	0	0	.239
De Jesus Jr., I.	.224	29	64	11	10	2	0	2	5	0	0	0	16	9	0	0	0	.239
De La Trinidad, E.	.205	40	122	12	25	2	0	2	26	3	3	3	17	32	0	0	3	.310
Diaz, T.	.302	33	125	9	38	16	2	2	26	0	0	0	23	23	0	0	0	.341
English, T.	.174	40	132	19	23	0	0	0	6	0	0	4	0	7	0	0	0	.247
Gore, J.	.211	3	9	1	3	0	0	0	0	0	0	0	5	3	0	0	0	.117
Garver, M.	.204	93	304	31	62	11	0	0	27	2	3	0	26	81	2	0	3	.276
Grazelakowski, T.	.184	59	196	22	36	0	0	3	24	0	0	0	25	91	1	0	0	.276
Hamilton, C.	.226	88	296	13	67	15	2	4	38	0	0	0	42	82	0	0	0	.323
Jeffers, R.	.287	24	87	13	25	5	0	1	9	0	0	0	9	19	1	10	1	.374
Kerrigan, J.	.209	78	278	40	58	11	5	9	31	3	3	10	15	77	15	7	1	.271
Kirilloff, A.	.283	77	375	47	106	18	2	0	43	1	0	2	28	76	7	0	0	.388
Kranson, M.	.217	35	126	15	26	0	0	0	16	0	0	0	19	19	0	0	0	.288
Larnach, T.	.295	45	156	26	46	4	0	7	22	1	2	2	22	50	0	0	0	.387
Lewis, R.	.232	33	133	18	31	4	0	2	14	1	0	0	11	6	6	0	2	.341
Morgan, D.	.256	11	35	5	10	3	0	1	4	0	0	0	9	9	0	0	0	.300
Miranda, J.	.500	1	1	1	1	0	0	0	0	0	0	0	0	0	0	0	0	1.000
Navarreto, B.	.177	40	130	8	23	0	0	0	16	0	0	0	28	0	0	7	0	.229
Rortvedt, B.	.239	55	197	19	47	0	0	5	19	1	1	6	23	51	0	0	0	.332
Sano, M.	.200	5	20	0	0	0	0	0	5	0	0	0	0	0	0	0	0	.217
Schales, B.	.213	26	89	14	19	0	0	1	16	0	0	0	19	44	0	3	0	.366
Wade Jr., L.	.238	6	21	3	5	0	0	0	3	0	0	0	3	3	0	0	0	.333
Whitefield, A.	.137	31	102	9	14	2	1	0	8	2	1	1	4	37	5	0	0	.174
TEAM TOTAL	.234	139	4496	573	1053	195	25	126	525	37	20	72	461	1214	91	46	90	.313

PITCHER	W	L	ERA	G	GS	CG	SH	SV	IP	H	R	ER	HR	HB	BB	SO	WP	BK	BAA
Acosta, M.	0	1	11.25	1	0	0	0	0	4.0	8	5	5	1	0	3	0	0	0	.400
Alcala, J.	5	7	5.87	26	16	0	0	0	102.2	114	68	67	12	4	37	105	6	1	.284
Ames, J.	3	3	4.57	25	13	0	0	0	41.1	38	24	21	4	5	29	60	1	1	.241
Barnes, C.	3	4	3.60	14	13	0	0	0	75.0	78	39	30	4	6	24	63	4	0	.275
Bray, A.	3	3	2.55	27	4	1	1	5	67.0	56	21	19	1	3	19	46	9	0	.230
Cheshire, J.	0	0	0.00	10	0	0	0	0	13.2	4	0	0	0	0	0	0	2	0	.184
Clay, S.	3	3	2.70	31	1	0	0	0	46.2	44	18	14	0	4	18	46	3	0	.259
Collins, E.	4	0	2.03	7	4	1	0	0	31.0	21	8	7	0	1	15	37	0	0	.194
Cutura, A.	2	4	4.70	14	9	0	0	0	46.0	55	30	24	2	5	12	35	4	1	.291
Diplan, M.	0	1	4.09	8	2	0	0	0	11.0	10	5	5	2	2	10	1	1	0	.250
Dobnak, R.	4	1	2.57	11	10	0	0	0	66.2	58	23	19	6	6	61	2	0	0	.231
Duran, J.	3	3	4.86	7	7	0	0	0	37.0	34	20	20	2	3	41	4	0	0	.243
Gonzalves, S.	0	0	13.50	2	0	0	0	0	2.0	2	4	3	0	0	3	0	0	0	.250
Gore, J.	0	0	0.00	2	0	0	0	0	1.0	0	0	0	0	0	0	0	0	0	.600
Graterol, B.	6	0	1.71	12	9	0	0	1	52.2	32	10	10	2	3	21	50	2	0	.179
Hackimer, T.	4	4	3.27	27	0	0	0	0	41.1	30	16	15	5	15	29	48	4	0	.204
Jax, G.	4	4	2.67	20	20	0	0	0	111.1	98	38	33	5	6	24	84	4	1	.235
Jay, T.	1	0	4.82	17	0	0	0	1	28.0	36	19	15	1	4	19	27	1	0	.308
Knight, D.	1	0	1.59	7	0	0	0	5	11.1	4	2	2	1	1	14	0	0	0	.108
Lujan, H.	0	0	4.15	12	0	0	0	0	17.1	24	8	8	1	2	19	1	0	0	.329
Mason, R.	2	0	2.35	15	0	0	0	7	23.0	22	6	6	0	0	4	28	0	0	.247
Mejia, A.	0	0	0.00	4	4	0	0	0	5.0	0	0	0	0	0	1	1	0	0	.111
Moran, J.	2	2	4.98	20	0	0	0	0	34.1	27	19	19	3	4	23	50	4	0	.220
Moya, G.	3	0	1.23	8	4	0	0	0	14.2	10	2	2	1	0	0	0	0	0	.185
Ober, B.	1	0	0.38	4	4	0	0	0	24.0	10	2	2	1	1	34	0	0	0	.123
Palm, T.	1	1	3.00	22	0	0	0	0	3.0	2	3	0	0	1	2	1	0	0	.222
Phillips, A.	2	2	4.36	22	1	0	0	5	33.0	30	17	16	4	0	13	30	2	0	.240
Poppen, S.	3	3	4.40	8	7	0	0	0	28.2	30	16	14	0	4	17	39	1	0	.275
Ramirez, W.	4	4	4.76	8	1	0	0	0	11.1	8	7	6	1	1	5	15	1	0	.190
Sammons, B.	5	0	4.24	17	16	1	0	0	80.2	67	39	38	11	3	36	85	4	0	.224
Sands, C.	0	0	4.50	1	1	0	0	0	4.0	4	2	2	0	0	1	6	0	0	.267
Smeltzer, C.	3	3	1.60	5	5	0	0	0	30.0	19	3	2	0	1	3	33	0	0	.183
Stashak, D.	2	2	3.76	19	0	0	0	4	28.1	28	25	15	4	2	5	40	0	0	.250
Vasquez, A.	1	1	5.40	14	0	0	0	2	16.2	14	11	10	0	3	16	18	1	0	.222
Vizcaya, A.	2	2	0.78	26	2	0	0	4	46.0	32	5	4	2	2	20	48	3	0	.199
Weiss, Z.	1	2	5.94	10	0	0	0	0	16.2	18	13	11	3	0	12	20	3	1	.305
TEAM TOTAL	76	63	3.44	139	139	3	17	43	1206.1	1077	528	461	75	89	440	1270	70	5	.239

2019 MLB ORGANIZATIONAL STANDINGS (DOMESTIC CLUBS ONLY)

RANK	TEAM	AFFILIATES	WON	LOST	PCT.
1.	Tampa Bay Rays	7	428	319	.573
2.	Los Angeles Dodgers	7	416	324	.562
3.	Texas Rangers	6	382	301	.559
4.	Arizona Diamondbacks	7	422	336	.557
5.	Minnesota Twins	6	361	309	.539

MINOR LEAGUES



SINGLE-A FT. MYERS

FT. MYERS MIGHTY MUSSELS

Florida State League - Single-A (29th year)

2019 Record: 74-59 (2nd in South)

14400 Six Mile Cypress Parkway

Ft. Myers, FL 33912

(239) 768-4210

FAX: (239) 768-4211


President Bob Ohrabo
 General Manager Judd Loveland
 Broadcast and Media Relations Marshall Kelter
 Stadium William H. Hammond Stadium
 Capacity 8,730

Manager Aaron Sutton
 Hitting Coach Nate Rasmussen
 Hitting Coach Brian Meyer
 Pitching Coach Virgil Vasquez
 Pitching Coach Carlos Hernandez
 Trainer Ben Myers
 Strength and Conditioning Coach Chuck Bradway



AARON SUTTON
MANAGER


Born June 1, 1985 in Boise, ID...resides in Billings, MT with his wife, Kristin and their son, Decker...enters his first season with the Twins organization, making his professional coaching debut...has spent the last 13 years in the collegiate ranks, including the past eight as head coach, first at Treasure Valley Community College in Ontario, OR (2013-16) and then at Montana State University Billings (2017-19)...in seven seasons leading a program, earned five league Coach or co-Coach of the Year awards...named the 2019 Great Northwest Athletic Conference (GNAC) Coach of the Year after piloting MSUB to the league regular season title, its first-ever GNAC Championships crown and the program's first-ever berth into the NCAA Division II West Region Championships...earned 2018 co-Coach of the Year honors after his Yellowjackets broke more than 70 individual and team single-season school and conference records...while at TVCC, 90 percent of his sophomore student-athletes earned their associate's degree, while 50 continued on to four-year universities...also served as TVCC's assistant from 2008-12...was a two-year starting infielder and first-team All-GNAC selection at Western Oregon University, graduating in 2008...earned a master's degree in physical education and administration from Idaho State University in 2012.



NATE RASMUSSEN
HITTING COACH

Born Aug. 25, 1989 in Salt Lake City, UT...wife, Alissa...begins his second season with the Twins organization after serving as hitting coach for the GCL Twins in 2019...spent two seasons (2017-18) as hitting and outfield coach, along with recruiting coordinator, at the University of Northern Colorado...under his guidance, the 2018


Bears ranked in the top-50 nationally in almost every offensive category, including BABIP (.388), runs per game (7.06), OBP (.392), batting average (.295) and doubles per game (2.02)...served four seasons (2013-16) as the associate head coach and recruiting coordinator at his alma mater, Pacific University in Forest Grove, OR...was a three-time All-Conference selection at Pacific.



BRIAN MEYER
HITTING COACH

Born May 28, 1982 in Cincinnati, OH...wife, Ashley...son, Walker...makes his professional coaching debut...joins the Twins organization after 13 years in the collegiate ranks, where he coached three All-Americans, 17 players chosen in the First-Year Player Draft and 42 all-conference honorees...spent the past three seasons


(2017-19) as an assistant coach at Butler University, following a five-year stint (2012-16) as director of baseball operations at Tulane University...in two seasons as assistant coach at Wright State (2010-11), the Raiders won consecutive Horizon League titles and qualified for the 2011 NCAA Tournament...began his coaching career from 2007-09 as hitting coach and recruiting coordinator at his alma mater, Otterbein University in Westerville, OH...2007 Otterbein team qualified for NCAA tournament after winning the Ohio Athletic Conference title...was selected as a member of USA Baseball's NTIS Task Force from 2015-2019...was a three-year starter at second base for Otterbein, capturing the 2003 Ohio Athletic Conference Championship.



VRIGIL VASQUEZ
PITCHING COACH

Born June 7, 1982 in Santa Barbara, CA...begins his sixth season in the Twins organization and first as pitching coach for Ft. Myers...has previously served in the same role for Single-A Cedar Rapids (2019), Double-A Chattanooga (second half of 2018), and the GCL Twins (2015-17, and the first half of 2018)...in 2019, Kernels

pitchers ranked second in the Midwest League with a 1.20 WHIP, fourth with 1,240 strikeouts (setting a single season franchise record for CR) and fifth with a 3.37 team ERA...originally picked by the Texas Rangers in the 2000 First-Year Player Draft out of Santa Barbara High School, but did not sign...selected by the Detroit Tigers in the seventh round of the 2003 First-Year Player Draft out of UC Santa Barbara...signed by the Twins as a minor league free agent December 11, 2012 and pitched for two seasons between Double-A and Triple-A, where he finished his career as a player in 2014...pitched in parts of 10 minor league seasons, going 82-71 with a 4.20 ERA (1294.2 IP, 604 ER) in 227 games (215 starts)...spent parts of two seasons in the majors with Detroit (2007) and Pittsburgh (2009), going 2-6 with 36 strikeouts in 19 appearances (10 starts).



CARLOS HERNANDEZ
PITCHING COACH

Born April 22, 1980 in Guacara, VZ...wife, Yobaisy...son, Carlos Enrique and daughter, Mariagracia...begins his third year in the Twins organization, first with Ft. Myers...has spent the last two years with rookie-level clubs, making his professional coaching debut as the DSL Twins pitching coach in 2018 before serving in the same role for the

GCL Twins last year...originally signed by Houston as an amateur free agent in 1997, made 35 appearances (33 starts) for the Astros between 2001-04...missed the 2003 season due to injury...went 9-8 with a 4.54 ERA (170.2 IP, 86 ER)...also pitched in the Tampa Bay system from 2008-10.

2019 FT. MYERS FINAL STATISTICS

PLAYER	AVG	G	AB	R	H	2B	3B	HR	RBI	SF	SH	HB	BB	SO	SB	CS	E	OBP
Baddoo, A	.214	29	117	15	25	3	3	4	9	1	0	0	12	39	6	2	2	.290
Banuelos, D	.163	45	153	7	25	4	1	0	11	0	0	4	3	62	1	0	4	.200
Bechtold, A	.274	59	190	18	52	8	1	2	26	2	0	0	23	52	2	0	8	.349
Blankenhorn, T	.269	15	52	6	14	4	0	1	3	0	0	0	9	12	0	0	1	.377
Cabbage, T	.222	81	284	41	63	19	3	9	37	1	1	0	21	97	5	1	6	.282
Casanova, I	.273	3	11	0	3	1	0	0	0	0	0	0	3	3	0	0	0	.273
Celestino, C	.300	8	30	6	9	4	0	0	3	1	1	0	2	4	0	0	0	.333
Contreras, M	.101	27	79	7	8	3	0	0	6	2	2	0	12	23	5	0	0	.247
Costello, R	.213	68	216	35	46	11	0	8	25	1	0	1	40	64	0	0	12	.337
Cron, C	.250	2	4	1	1	0	0	1	1	1	0	0	0	0	0	0	0	.250
Cruz, N	.286	26	7	0	2	0	0	0	0	0	0	0	3	0	0	0	0	.286
Davis, M	.130	26	77	8	10	3	0	0	3	1	0	0	10	44	0	1	3	.227
De La Trinidad, E	.243	55	181	24	44	5	2	3	20	2	0	4	14	36	0	0	1	.308
Diaz, L	.290	57	214	34	62	11	1	13	36	4	0	2	14	40	0	0	4	.333
Encarnacion, Y	.264	29	91	9	24	3	1	1	14	1	0	2	8	18	1	1	7	.333
Grzelakowski, T	.138	10	29	2	4	1	0	0	1	0	0	0	6	9	0	0	2	.286
Helman, M	.197	82	284	26	56	13	1	3	25	3	1	1	17	40	3	3	9	.243
Jeffers, R	.256	79	281	35	72	11	0	10	40	2	0	4	28	64	0	0	2	.330
Larnach, T	.316	84	320	33	101	26	1	6	44	4	0	2	35	74	4	1	3	.382
Lee, H	.136	9	22	3	3	0	0	0	4	1	0	1	5	3	0	0	1	.310
Lewis, R	.238	94	383	55	91	17	3	10	35	5	0	3	27	90	16	8	15	.289
Maciel, G	.261	55	199	29	52	6	2	3	17	3	1	1	21	30	14	7	1	.342
Miranda, J	.248	118	440	48	109	25	1	8	55	4	0	5	24	54	0	0	13	.299
Pearson, J	.262	35	122	12	32	9	2	1	9	2	0	0	10	22	7	0	0	.313
Rortvedt, B	.238	24	80	13	19	8	1	2	10	1	0	1	12	16	0	0	2	.340
Sano, M	.800	2	5	1	4	0	0	1	3	0	0	1	1	0	0	0	0	.857
Schales, B	.182	9	33	3	6	2	0	0	3	0	0	0	3	11	0	1	2	.250
Torreyes, R	.222	2	9	0	2	0	0	0	0	0	0	0	0	4	0	0	0	.222
Weiss, A	.000	2	6	0	0	0	0	0	0	0	0	0	0	0	0	0	0	.000
Whitefield, A	.220	81	268	27	59	17	0	4	22	3	1	3	20	89	25	8	2	.279
Williams, C	.073	15	41	3	3	0	0	1	2	1	0	1	8	20	1	0	0	.235
Ziegler, M	.146	18	48	3	7	2	0	0	1	0	0	0	7	18	1	0	2	.255
TEAM TOTAL	.236	133	4276	504	1008	216	22	91	465	45	3	53	392	1043	91	33	122	.305

PITCHER	W	L	ERA	G	GS	CG	SH	SV	IP	H	R	ER	HR	HB	BB	SO	WP	BK	BAA
Acosta, M	7	4	2.85	27	7	0	0	4	82.0	79	36	26	6	5	28	75	7	0	.255
Allen, C	0	0	0.00	4	1	0	0	0	4.0	3	0	0	0	0	0	4	0	0	.214
Balazovic, J	6	4	2.84	15	14	0	0	0	73.0	52	25	23	3	5	21	96	0	0	.193
Barnes, C	3	2	6.51	8	8	0	0	0	37.1	42	27	27	3	2	20	35	2	0	.288
Bechtold, A	3	0	9.00	1	0	0	0	0	1.0	1	1	1	1	0	0	0	0	0	.250
Beck, T	0	0	0.00	1	0	0	0	0	1.0	1	0	0	0	0	0	1	0	0	.250
Blank, J	0	0	0.00	2	0	0	0	0	1.1	0	0	0	0	0	2	3	0	0	.000
Cano, Y	0	0	2.77	8	0	0	0	2	13.0	9	4	4	2	0	10	13	2	0	.196
Chalmers, D	1	1	3.38	5	5	0	0	0	21.1	12	10	8	0	0	15	29	3	0	.164
Colina, E	4	2	2.34	10	10	0	0	0	61.2	53	20	16	3	4	15	61	5	0	.232
Costello, R	0	0	0.00	1	0	0	0	0	0.1	2	0	0	0	0	0	0	0	0	.667
Dobnak, R	3	0	0.40	4	4	0	0	0	22.1	18	1	1	0	1	4	14	0	0	.225
Duran, J	2	9	3.23	16	15	0	0	0	78.0	63	29	28	5	4	31	95	9	0	.224
Enlow, B	4	4	3.38	13	12	0	0	0	69.1	61	31	26	4	6	23	51	5	3	.237
Faucher, C	3	2	4.42	34	0	0	0	2	55.0	59	31	27	2	1	22	61	4	0	.280
Funderburk, K	0	0	0.00	1	0	0	0	0	3.1	2	0	0	0	0	1	2	0	0	.167
Gomez, M	0	2	3.00	13	0	0	0	4	21.0	11	9	7	3	3	9	30	2	0	.155
Hackimer, T	2	0	0.59	9	0	0	0	1	15.1	3	1	1	0	5	8	27	2	0	.064
Howell, T	0	0	18.00	2	0	0	0	0	2.0	4	4	4	1	1	2	3	0	0	.404
Lujan, H	2	4	2.18	21	0	0	0	6	41.1	33	16	10	1	1	7	36	1	0	.220
Mejia, A	0	0	0.00	2	2	0	0	0	2.0	2	0	0	0	0	0	3	0	0	.250
Molina, D	0	0	3.18	7	0	0	0	2	11.1	11	5	4	1	2	2	15	4	0	.256
Neff, Z	3	2	3.74	19	0	0	0	6	33.2	35	20	14	1	1	9	39	0	0	.267
Ober, B	4	0	0.99	8	8	0	0	0	45.2	39	8	5	1	1	6	53	0	0	.231
Phillips, A	3	2	0.79	20	0	0	0	4	34.0	18	5	3	0	2	8	44	1	0	.162
Quezada, J	7	2	3.44	33	0	0	0	2	52.1	50	29	20	2	1	28	49	11	0	.250
Ramirez, R	1	1	8.03	8	0	0	0	1	12.1	15	12	11	0	3	6	17	0	0	.300
Record, J	4	3	5.98	28	0	0	0	3	46.2	53	36	31	1	1	15	52	3	0	.275
Sammons, B	4	0	0.94	8	8	0	0	0	38.1	32	8	4	1	0	13	46	0	0	.227
Sands, C	5	2	2.25	9	9	0	0	0	52.0	36	16	13	4	2	7	53	1	0	.199
Vallimont, C	2	2	3.63	4	4	0	0	0	22.1	15	9	9	0	0	4	28	0	0	.185
Vizzaya, A	1	1	2.22	15	0	0	0	7	28.1	19	10	7	1	2	10	35	2	1	.192
Watson, T	1	5	3.62	23	18	0	0	1	112.0	105	50	45	6	5	31	88	12	1	.250
Wells, L	2	5	4.09	9	8	0	0	0	44.0	48	23	20	1	2	12	30	2	2	.293
TEAM TOTAL	74	59	3.11	133	133	0	18	45	1138.2	986	476	394	53	60	369	1188	78	7	.234

MINOR LEAGUES



SINGLE-A CEDAR RAPIDS

CEDAR RAPIDS KERNELS

Midwest League - Single-A (7th year)
2019 Record: 78-62 (4th in Western)

950 Rockford Road SW
Cedar Rapids, Iowa 52404
(319) 363-3887
FAX: (319) 363-5631

President Greg Seyfer
Chief Executive Officer Doug Nelson
General Manager Scott Wilson
Broadcast Chris Kleinhans-Schulz
Media Relations Jessica Fergesen and Lakin Goodman
Stadium Veterans Memorial Stadium
Capacity 5,300

Manager Brian Dinkelman
Hitting Coach Bryce Berg
Pitching Coach Peter Larson
Pitching Coach Calvin Maduro
Coach Luis Rodriguez
Trainer Tyler Blair
Strength and Conditioning Coach Colin Feikles



BRIAN DINKELMAN MANAGER

Born November 10, 1983 in Centralia, IL...wife, Randi...daughter, Sydney... enters his sixth season in the Twins organization, fifth with Cedar Rapids and second as the Kernels' manager... made his managerial debut in 2019, guiding Cedar Rapids to a 78-62 record, the second-half Midwest

League Western Division title and a first-round playoff series victory (2-1 over Quad Cities)...Kernels fell in the semifinals, 2-1...served as the Cedar Rapids hitting coach for the previous three campaigns (2016-18)...Kernels ranked in the top-half of the 16-team Midwest League in hitting each of those three seasons, including two top-five finishes...spent 2015 as a coach for the GCL Twins...drafted by the Twins in the eighth round of the 2006 First-Year Player Draft out of McKendree University (IL)...played eight seasons in the Twins organization from 2006-13, earning All-Star accolades in 2007 (Midseason Midwest League), 2008 (Florida State League) and 2009 (Eastern League Postseason Team)...played in 23 games for Minnesota in 2011, hitting .301 (22-for-73) with a double and four RBI...was a three-time American Midwest Conference Player of the Year and left McKendree College as the NAIA all-time leader in career hits (373), doubles (96), runs scored (303) and total bases (670).

Record as Manager

Year	Club	League	W	L	Pct.	Finish
2019	Cedar Rapids	Midwest League	78	62	.557	4th in division
Minor League Totals			151	121	.555	

RECORD AS MANAGER

Year	Club	League	W	L	Pct.	Finish
2019	Cedar Rapids	Midwest League	78	62	.557	4th in division
Minor League Totals			151	121	.555	

POSTSEASON PLAY

Year	Club	League	W	L	Pct.	Finish
2019	Cedar Rapids	Midwest	3	3	.500	Lost in Semis
Postseason Totals			3	3	.500	



PETER LARSON PITCHING COACH

Born April 28, 1986 in Williamsburg, VA... enters his second season in the Twins organization, after spending 2019 as minor league rehab pitching coach...prior to joining the Twins, spent four seasons in the collegiate ranks with Fordham University (2018), University at Albany (2017), Siena College (2016) and King University in Bristol,

TN (2015), while he also spent 2015 as pitching coach for the Madison Mallards in the Northwoods League...his 2018 Fordham pitching staff set a school record with 536 strikeouts in 495.0 innings and posted a 3.36 team ERA...graduated from Ferrum (VA) College in 2009, where he helped the Panthers to USA South conference titles in 2005 and 2007...played a year of professional ball, pitching in the independent Can-Am League in 2011.



CALVIN MADURO PITCHING COACH

Born September 5, 1974 in Santa Cruz, Aruba...enters his first year in the Twins organization, marking his first coaching assignment since a four-year stint as pitching coach in the Baltimore Orioles organization (2008-09 with the GCL Orioles and 2006-07 with Single-A Aberdeen)... spent the past 10 seasons (2010-19) as


an international scout for the Orioles...originally signed by Baltimore as a non-drafted free agent in 1991 and spent parts of 15 seasons in the minor leagues with the Orioles (1992-96, 1999-2002, 2006), Philadelphia Phillies (1996-98) and New York Yankees (2005) organizations...made 68 major league appearances (39 starts) over parts of five seasons with the Phillies (1996-97) and Orioles (2000-02), going 10-19 with a 5.78 ERA (260.0 IP, 167 ER)... pitched in the 2004 Olympics, making two starts for the Netherlands...also made an appearance for the Dutch in the 2006 World Baseball Classic...on April 29, 2003 in Oranjestad, Aruba, was decorated by Queen Beatrix of the Netherlands as a Knight in the Order of the Dutch Royal House.



BRYCE BERG HITTING COACH

Born January 28, 1993 in Carroll, IA...enters his first season in the Twins organization, making his professional coaching debut... spent the past four years (2016-19) as an assistant coach at Concordia University, NE, working with the team's hitters and catchers...Bulldogs won a pair of Great Plains Athletic Conference titles (2017

and 2019), while also advancing to the NAIA tournament in both of those seasons...earned 2015 second team All-Northern Sun Intercollegiate Conference accolades as a senior at Augustana College in Sioux Falls, SD...earned his master's in athletic administration from Concordia in 2017.



LUIS RODRIGUEZ COACH

Born June 27, 1980 in San Carlos, VZ...Luis Orlando Rodriguez...wife, Maria...has two daughters and one son...enters his fourth season as a coach in the Twins organization, his second with Cedar Rapids...appeared in 407 career major league games with the Twins (2005-07), Padres (2008-09) and Mariners (2011)...posted a career average

of .238 (231-for-972) with 46 doubles, four triples, 10 home runs and 80 RBI...made starts at each infield position during his career...made his major league debut in 2005 with the Twins, playing in 79 games...originally signed by Minnesota as an undrafted free agent on June 1, 1997...signed by Twins scout Enrique Brito...1997 graduate of Sixto Sosa High School, Cojedes, VZ.

2019 CEDAR RAPIDS FINAL STATISTICS

PLAYER	AVG	G	AB	R	H	2B	3B	HR	RBI	SF	SH	HB	BB	SO	SB	CS	E	OBP
Akins, J	.201	90	329	45	66	11	4	11	40	3	1	4	26	121	10	4	2	.265
Arias, J	.128	15	47	4	6	1	0	2	10	3	0	0	2	14	0	0	1	.154
Banuelos, D	.214	18	56	7	12	1	1	2	9	0	0	0	19	1	1	2	.313	
Bechtold, A	.249	66	205	32	51	14	4	5	25	3	0	0	40	69	4	3	.367	
Buxton, B	.500	1	2	1	1	1	0	0	0	0	0	0	1	0	0	0	.667	
Cabbage, T	.313	18	67	16	21	1	1	6	16	0	0	1	9	20	2	0	.403	
Casanova, T	.206	55	175	20	36	10	4	23	3	3	0	2	66	5	0	5	.290	
Celestino, G	.276	117	450	52	124	24	24	10	51	1	0	4	48	81	14	8	.350	
Cronin, J	.346	8	26	6	9	2	2	1	8	0	0	0	2	8	0	0	.414	
Davis, M	.266	21	64	8	17	2	2	1	8	0	0	0	11	19	0	2	.368	
De La Torre, R	.173	33	104	10	18	4	4	2	22	3	1	3	30	38	0	4	.263	
Encarnacion, Y	.254	74	264	27	67	2	4	4	22	3	1	1	25	56	6	6	.323	
Gray, S	.313	4	16	0	5	0	0	0	0	0	0	0	7	0	0	0	.353	
Hadley, N	.000	1	4	0	0	0	0	0	0	0	0	0	0	0	0	0	.000	
Hirabayashi, J	.000	1	4	0	0	0	0	0	0	0	0	0	0	0	0	0	.067	
Isola, A	.268	18	56	7	15	3	0	2	9	0	0	0	8	9	0	0	.327	
Javier, W	.177	80	300	43	53	9	3	11	37	0	0	0	35	116	2	0	.278	
Keirste, D	.137	36	124	9	17	1	0	1	11	1	1	0	18	40	2	2	.245	
Lee, H	.121	20	58	7	7	0	0	2	4	1	1	0	9	15	0	5	.246	
Maciel, G	.309	45	162	28	50	3	4	0	17	0	0	0	23	31	8	2	.395	
Ozoria, D	.190	58	163	21	31	2	0	1	6	5	1	3	15	45	15	7	.269	
Pearson, J	.220	82	286	35	63	13	1	4	32	5	0	1	33	63	12	5	.298	
Prato, A	.286	2	7	0	2	0	0	0	1	0	0	0	2	0	0	0	.375	
Rodriguez, B	.208	55	202	20	42	9	0	5	19	0	0	3	12	54	0	0	.263	
Schmidt, K	.053	11	38	0	2	1	0	0	0	1	1	0	3	13	0	1	.119	
Severino, V	.244	22	78	7	19	7	0	0	8	4	0	0	7	27	0	3	.302	
Snyder, G	.259	114	424	63	110	21	4	19	58	1	0	8	44	109	4	2	.338	
Steer, S	.260	44	173	26	45	12	2	2	20	1	1	8	19	28	5	1	.358	
Thomas, D	.000	1	0	0	0	0	0	0	0	0	0	0	0	0	0	0	.000	
Urena, E	.225	43	129	16	29	8	0	1	11	0	0	0	14	38	3	0	.299	
Wade Jr, L	.133	4	15	1	5	0	0	0	0	0	0	0	3	5	0	0	.278	
Wallner, M	.205	17	44	1	9	3	1	2	6	0	0	4	5	14	3	1	.340	
Webb, T	.235	39	136	15	32	2	1	2	15	0	0	1	19	34	3	1	.333	
Weiss, A	.180	28	100	9	18	7	0	3	10	0	0	3	6	55	0	0	.248	
Williams, C	.218	59	188	33	41	12	3	10	30	3	0	0	42	57	0	5	.356	
TEAM TOTAL	.227	140	4502	575	1020	193	36	109	514	38	5	56	517	1279	94	38	143	.312

PITCHER	W	L	ERA	G	CG	GS	SH	SV	IP	H	R	ER	HR	HB	BB	SO	WP	BK	BAA
Balan, P	0	0	0.00	1	0	0	0	0	1	1	0	0	0	0	2	0	0	0	.167
Balazovic, J	2	0	2.18	4	4	0	0	0	20.2	15	7	5	0	1	4	33	1	0	.195
Bechtold, A	0	0	0.00	1	0	0	0	0	1.0	1	0	0	0	0	1	0	0	0	.000
Blank, J	0	0	0.00	1	0	0	0	0	3.0	1	0	0	0	0	4	0	0	0	.100
Cabezas, A	2	5	3.54	23	22	1	0	0	114.1	95	51	45	11	15	40	90	9	2	.225
Canterino, M	1	1	3.50	5	5	0	0	0	20.0	6	4	5	3	1	7	25	1	0	.091
Casanova, T	0	0	0.00	2	0	0	0	0	1.0	2	1	0	0	0	0	4	0	0	.444
Cha, E	0	0	0.00	1	0	0	0	0	5.0	0	0	0	0	0	0	4	0	0	.125
Cronin, J	0	0	0.00	1	0	0	0	0	0.2	0	0	0	0	0	0	0	0	0	.000
Encarnacion, Y	0	0	0.00	1	0	0	0	0	0	0	0	0	0	0	0	0	0	0	.000
Enlow, B	4	4	4.57	8	8	0	0	0	41.1	42	24	21	4	2	15	44	6	4	.250
Funderburk, K	3	3	4.68	12	10	0	0	0	50.0	46	30	26	1	4	25	55	9	0	.241
Gomez, M	2	2	2.84	19	0	0	0	6	31.2	17	12	10	2	0	12	48	3	0	.155
Hadley, N	2	2	2.10	15	0	0	0	2	25.2	17	7	6	2	1	12	30	0	0	.191
Howell, T	0	0	3.18	5	0	0	0	2	5.2	3	3	2	0	0	1	1	1	0	.158
Laweryson, C	0	0	0.00	1	1	0	0	0	5.0	2	0	0	0	1	1	4	0	0	.118
Martinez, J	8	3	2.98	35	0	0	0	2	63.1	49	25	21	2	6	29	48	4	0	.215
Molina, D	2	2	2.12	9	0	0	0	9	29.2	20	8	7	7	1	4	9	46	3	.187
Neff, Z	3	3	2.31	19	1	0	0	2	39.0	28	15	10	0	1	15	50	1	0	.192
Ozoria, D	0	0	13.50	2	0	0	0	0	1.1	6	2	2	0	0	1	1	0	0	.600
Palm, T	10	4	4.09	23	17	0	0	0	99.0	97	62	45	5	7	37	77	0	1	.253
Perez, J	3	3	3.56	18	0	0	0	1	30.1	30	18	12	2	3	15	26	2	0	.261
Ramirez, R	1	1	2.30	16	0	0	0	5	27.1	22	8	7	1	2	11	28	2	0	.216
Rapp, B	5	1	5.62	33	3	0	0	0	65.2	67	44	41	7	3	36	60	8	0	.266
Record, J	0	0	0.00	7	0	0	0	5	8.1	1	2	0	0	1	16	1	0	0	.036
Rio, L	2	1	3.05	21	8	0	0	0	107.0	89	46	34	5	4	23	99	5	0	.225
Sands, C	0	0	2.86	8	8	0	0	0	41.1	41	14	14	0	4	11	49	5	0	.258
Schick, A	2	2	3.96	30	13	0	0	0	34.0	28	26	24	4	9	26	44	1	0	.226
Schulfer, A	2	6	3.96	30	13	0	0	0	97.2	73	48	43	4	5	47	124	11	0	.208
Suniga, C	3	3	1.60	28	8	0	0	2	41.2	46	28	24	1	1	12	51	5	1	.269
Teng, R	4	4	4.00	9	8	0	0	0	50.2	40	16	9	5	14	49	6	0	0	.212
Thomas, D	2	2	2.00	11	0	0	0	0	18.0	18	6	4	1	1	12	2	2	0	.277
Torres, F	0	1	9.00	1	0	0	0	0	1.0	1	1	1	0	0	2	1	0	0	.250
Winder, J	7	2	2.65	21	21	2	0	0	125.2	93	43	37	10	5	30	118	5	0	.205
TEAM TOTAL	78	62	3.37	140	140	3	11	38	1209.0	1000	555	453	77	88	455	1240	90	10	.223

TWINS SCOUTING & MINOR LEAGUE DIRECTORS

Scouting Directors

Sean Johnson.....	2017-present
Deron Johnson.....	2008-2016
Mike Radcliff.....	1994-2007
Larry Corrigan.....	1992-93
Terry Ryan.....	1986-91
George Brophy.....	1970-85
Sherry Robertson.....	1961-69

Minor League Directors

Alex Hassan.....	2020
Jeremy Zoll.....	2017-19
Brad Steil.....	2013-17
Jim Rantz.....	1986-2012
George Brophy.....	1970-85
Sherry Robertson.....	1961-69




ROOKIE ELIZABETHTON

ELIZABETHTON TWINS
Appalachian League - Rookie (46th year)
2019 Record: 33-34 (4th in West)

804 Holly Lane
Elizabethton, TN 37643
(423) 547-6443
FAX: (423) 547-6442

President/COO Chris Allen
Vice President Jeremy Boler
General Manager Brice Ballentine
Stadium Northeast Community Credit Union Ballpark
Capacity 2,500

Manager Ray Smith
Hitting Coach Jeff Reed
Pitching Coach Richard Salazar
Coach Jimmy Alvarez
Trainer Matt Smith
Strength and Conditioning Coach Cesar Castillo



RAY SMITH
MANAGER


Born September 18, 1955 in Glendale, CA...wife, Shelly...daughter, Hannah...begins his 27th season overall as Elizabethton manager, 34th season on the E-town staff and 42nd affiliated with the Twins organization...picked up his 1,000th victory as Elizabethton manager on Aug. 3, 2018...owns a career 1,048-701 mark (.599) with 14 first-place finishes and 23 seasons at or above .500, all with E-Town...led the E-Twins to back-to-back Appalachian League championships in 2017 and 2018, the eighth and ninth crowns of his managerial career...has won the Appy League title in half of his 16 career post-season appearances as skipper, taking his team to 13 finals...won his first Appalachian League championship in 1989, followed by titles in 1990 (awarded crown as regular season champs), 2003, '05, '07, '08, and '12...named Rookie League Manager of the Year by *Baseball America* in 2005 after Elizabethton's championship campaign, and again in 2006...was also named Appalachian League Manager of the Year in four consecutive seasons from 1989-92...signed with the Twins as an undrafted free agent in 1977 and advanced to the major leagues in 1981...graduate of the University of Oregon.

RECORD AS MANAGER

Year	Club	League	W	L	Pct.	Finish
1987	Elizabethton	Appalachian	29	40	.420	2nd
1988	Elizabethton	Appalachian	33	37	.471	4th
1989	Elizabethton	Appalachian	47	21	.691	1st
1990	Elizabethton	Appalachian	51	16	.761	1st
1991	Elizabethton	Appalachian	39	29	.574	3rd
1992	Elizabethton	Appalachian	49	17	.742	1st
1993	Elizabethton	Appalachian	37	30	.552	1st
1994	Elizabethton	Appalachian	36	30	.545	2nd
2002	Elizabethton	Appalachian	37	30	.552	2nd
2003	Elizabethton	Appalachian	42	24	.636	1st
2004	Elizabethton	Appalachian	38	29	.567	2nd
2005	Elizabethton	Appalachian	48	19	.716	1st
2006	Elizabethton	Appalachian	42	26	.618	1st
2007	Elizabethton	Appalachian	50	18	.735	1st
2008	Elizabethton	Appalachian	41	25	.621	1st
2009	Elizabethton	Appalachian	45	23	.662	1st
2010	Elizabethton	Appalachian	41	25	.621	2nd
2011	Elizabethton	Appalachian	42	26	.618	2nd
2012	Elizabethton	Appalachian	43	22	.662	1st
2013	Elizabethton	Appalachian	37	31	.544	3rd
2014	Elizabethton	Appalachian	38	30	.559	1st
2015	Elizabethton	Appalachian	34	34	.500	3rd
2016	Elizabethton	Appalachian	36	31	.533	2nd
2017	Elizabethton	Appalachian	41	27	.603	1st
2018	Elizabethton	Appalachian	39	27	.591	1st
2019	Elizabethton	Appalachian	33	34	.493	4th
Minor League Totals			1048	701	.599	


POSTSEASON PLAY

Year	Club	League	W	L	Pct.	Finish
1989	Elizabethton	Appalachian	2	0	1.000	Beat Pulaski 2-0 in finals
1992	Elizabethton	Appalachian	1	2	.000	Lost 2-1 to Bluefield in finals
1993	Elizabethton	Appalachian	0	2	.000	Beat 2-0 to Burlington in finals
2003	Elizabethton	Appalachian	2	1	.667	Beat Martinsville 2-1 in finals
2005	Elizabethton	Appalachian	2	1	.667	Beat Danville 2-1 in finals
2006	Elizabethton	Appalachian	1	2	.333	Lost 2-1 to Danville in finals
2007	Elizabethton	Appalachian	2	0	1.000	Beat Danville 2-0 in finals
2008	Elizabethton	Appalachian	2	0	1.000	Beat Pulaski 2-0 in finals
2009	Elizabethton	Appalachian	0	2	.000	Lost to Danville 2-0 in finals
2010	Elizabethton	Appalachian	0	2	.000	Lost to Johnson City 2-0 in finals
2011	Elizabethton	Appalachian	1	2	.333	Lost to Bluefield 2-1 in 1st rd
2012	Elizabethton	Appalachian	4	2	.667	Beat Burlington 2-1 in finals
2014	Elizabethton	Appalachian	1	2	.333	Lost to Johnson City 2-1 in semis
2016	Elizabethton	Appalachian	1	2	.333	Lost to Johnson City 2-1 in semis
2017	Elizabethton	Appalachian	4	1	.800	Beat Pulaski 2-0 in finals
2018	Elizabethton	Appalachian	4	1	.800	Beat Princeton 2-0 in finals
Postseason Totals			27	22	.551	



JEFF REED
HITTING COACH

Born November 12, 1962 in Joliet, IL...wife, Karen...son, Lance, and daughters, Lynzie and Lacie...resides in Elizabethton, TN...begins 19th season as coach at Elizabethton...member of Cincinnati's World Championship team in 1990...selected by Minnesota in first round (12th overall) of the 1980 First-Year Player Draft...traded to Montreal along with pitchers Al Cardwood, Neal Heaton and Yorkis Perez in exchange for catcher Tom Nieto and pitcher Jeff Reardon February 3, 1987...former catcher enjoyed a 17-year major league career, hitting .250 with 61 home runs and 323 RBI in 1,234 games with the Twins (1984-86), Expos (1987-88), Reds (1988-92), Giants (1993-95), Rockies (1996-99) and Cubs (1999-2000)...brother Curt was a minor league outfielder in the San Diego and Chicago Cubs organizations.



RICHARD SALAZAR
PITCHING COACH

Born October 6, 1981 in Caracas, VZ...wife, Yessica...daughter, Stephanie Sophia and son, Richard Ignacio...begins his third season with the Twins and his second at Elizabethton...split 2018 between Double-A Chattanooga and the GCL Twins...pitched for Spain in the 2013 World Baseball Classic, working 5.0 scoreless innings...13th-round draft

choice by Baltimore in 2001 out of Miami Dade Community College...pitched six seasons in the Orioles system, going 16-9 with a 3.78 ERA in 180 minor league appearances...also pitched 16 years in the Venezuelan Winter League (appearing in the 2015 Caribbean Series for Venezuela) and 10 seasons of independent ball (2008-17).



JIMMY ALVAREZ
COACH

Born October 4, 1977 in Santo Domingo, DR...enters his 14th season in the Twins organization as a player or coach, first with Elizabethton...managed the DSL Twins from 2010-16, while serving as a coach in the Dominican the last three campaigns...former infielder was originally signed by the Twins as a non-drafted free agent in 1997...played eight minor league seasons with the Twins (1997-2000), Toronto Blue Jays (2000-03) and Boston Red Sox (2004) organizations.

2019 ELIZABETHON FINAL STATISTICS

PLAYER	AVG	G	AB	R	H	2B	3B	HR	RBI	SF	SH	HB	BB	SO	SB	CS	E	OBP
De La Cruz, Y	.222	8	27	0	6	2	0	0	6	0	0	0	5	8	0	0	2	.344
De La Torre, R	.156	10	32	0	5	1	0	0	0	0	0	2	6	15	0	1	3	.325
Garry Jr., W	.228	55	197	31	45	6	3	5	23	1	1	6	15	61	5	3	4	.301
Gray, S	.225	57	218	34	49	15	0	11	36	1	1	7	30	53	4	1	9	.336
Holland, W	.192	36	125	22	24	2	0	7	16	0	1	5	14	44	8	1	6	.299
Isola, A	.400	7	25	7	10	2	0	1	8	1	0	2	0	10	1	0	3	.429
Jensen, T	.246	38	122	17	30	4	2	1	12	4	0	3	16	29	2	2	7	.338
Keirsev, D	.217	7	23	4	5	0	0	0	3	1	0	0	6	8	1	0	1	.367
Mack, C	.234	53	205	33	48	8	1	8	28	1	0	3	21	60	0	2	10	.313
Ozoria, D	.000	2	5	1	0	0	0	0	0	1	0	0	3	2	0	0	0	.375
Phillips, P	.231	39	147	21	34	7	0	5	18	0	0	10	18	49	0	1	3	.354
Prato, A	.267	45	161	20	43	7	1	2	17	3	0	10	19	24	3	2	13	.373
Salva, K	.253	27	91	10	23	2	0	3	12	1	0	4	8	25	0	0	1	.337
Santana, R	.276	40	145	25	40	7	2	1	12	0	1	4	18	31	2	1	5	.371
Schmidt, K	.333	5	18	1	6	1	0	0	4	0	0	0	1	4	0	0	0	.368
Smith, M	.286	55	213	37	61	12	1	7	28	4	0	2	22	58	4	3	3	.353
Steer, S	.325	20	77	14	25	6	1	2	13	1	0	2	15	5	0	1	7	.442
Villalobos, J	.232	28	99	14	23	6	0	3	17	0	0	1	6	24	0	0	4	.283
Wallner, M	.269	53	208	35	56	18	1	6	28	0	0	11	19	66	1	1	7	.361
Webb, T	.304	12	46	7	14	5	0	0	7	2	0	2	4	8	1	1	0	.370
Weiss, A	.260	23	96	17	25	4	1	9	25	3	0	2	4	37	0	0	0	.295
TEAM TOTAL	.251	67	2280	350	572	115	13	71	314	23	4	76	250	621	32	20	108	.342

PITCHER	W	L	ERA	G	GS	CG	SH	SV	IP	H	R	ER	HR	HB	BB	SO	WP	BK	BAA
Baez, Y	0	1	9.00	4	0	0	0	0	4.0	3	4	4	1	0	2	6	0	0	.188
Beck, T	1	0	1.23	8	0	0	0	1	14.2	14	2	2	2	1	4	19	4	0	.259
Benninghoff, T	2	4	6.28	11	8	0	0	0	38.2	41	33	27	4	1	21	44	7	0	.272
Bentley, D	2	3	4.38	19	0	0	0	2	37.0	35	23	18	2	0	13	41	4	3	.241
Berroa, P	2	1	4.55	7	7	0	0	0	31.2	29	19	16	4	1	16	37	5	0	.244
Cha, E	5	1	3.34	13	0	0	0	0	29.2	37	19	11	1	0	14	32	4	0	.301
Cruz, S	1	0	2.90	17	0	0	0	1	31.0	22	12	10	1	2	23	48	5	0	.198
Dum, B	4	2	3.21	8	0	0	0	0	14.0	14	7	5	1	1	0	20	1	0	.241
German, O	3	1	3.11	16	0	0	0	0	37.2	30	14	13	3	10	10	47	3	0	.221
Gipson-Long, S	0	1	5.40	6	6	0	0	0	18.1	28	15	11	2	0	4	23	1	0	.337
Griffith, O	0	0	0.77	7	1	0	0	1	11.2	7	1	1	0	0	6	15	0	0	.184
Gross, B	3	3	4.30	11	11	0	0	0	52.1	56	30	25	3	3	14	49	9	0	.273
Hadley, N	1	0	1.13	6	0	0	0	1	8.0	4	1	1	0	1	1	13	1	0	.148
Headrick, B	0	0	0.00	3	2	0	0	0	3.2	2	2	0	0	0	5	2	0	0	.182
Laweryson, C	1	1	1.76	10	6	0	0	1	41.0	25	9	8	2	1	9	59	4	0	.174
Marin, A	2	4	5.92	11	11	0	0	0	48.2	53	37	32	6	6	22	68	4	1	.265
Perez, J	0	0	0.00	2	0	0	0	0	2.2	1	2	0	0	0	1	3	0	0	.100
Shreve, R	2	2	3.40	14	2	0	0	3	45.0	55	21	17	3	2	7	58	5	0	.301
Smith, M	0	0	0.00	1	0	0	0	0	1.0	0	0	0	0	0	0	0	0	0	.000
Thomas, D	1	1	1.69	11	0	0	0	4	16.0	19	7	3	0	0	4	21	2	0	.284
Torres, F	1	1	4.57	19	0	0	0	2	41.1	42	26	21	7	1	10	56	8	0	.251
Varland, L	0	1	2.08	3	1	0	0	0	8.2	9	2	2	1	0	4	10	1	0	.257
Widell, R	2	7	6.50	12	12	0	0	0	54.0	53	45	39	9	6	24	60	9	0	.257
TEAM TOTAL	33	34	4.04	67	67	0	1	16	590.2	579	331	265	52	37	214	731	77	4	.253

TWINS MINOR LEAGUE AFFILIATE HISTORY

TRIPLE-A

Rochester, 2003-Edmonton, 2001-02
Salt Lake, 1994-00
Portland, 1987-93
Toledo, 1978-86
Tacoma, 1972-77
Portland, 1971
Evansville, 1970
Denver, 1965-69
Atlanta, 1964
Dallas-FW, 1962-63
Syracuse, 1961

DOUBLE-A

Pensacola, 2019-
Chattanooga, 2015-18
New Britain, 1995-2014
Nashville, 1992-94
Orlando, 1973-91
Charlotte, 1962-72
Nashville, 1961

CLASS-A ADVANCED

Ft. Myers, 1991-
Visalia, 1977-90
Reno, 1975-76
Lynchburg, 1970-74
Red Springs, 1969
Wilson, 1962-68
Charlotte, 1961

CLASS-A

Cedar Rapids, 2013-
Beloit, 2005-12
Quad Cities, 1999-04
Ft. Wayne, 1993-98
Kenosha, 1984-92
Wis. Rapids, 1972-83
Ft. Lauderdale, 1973
Charlotte, 1972
Orlando, 1972
St. Cloud, 1965-71
Wis. Rapids, 1964-70
Auburn, 1967-70
Orlando, 1963-70
Thomasville, 1965-66
Bis.-Man., 1962-64
Erie, 1961-63
Ft. Walton, 1961-62
Wilson, 1961

ROOKIE ADVANCED

Elizabethton, 1974-
Geneva, 1973
Sarasota, 1964-72
Wytheville, 1961-63

ROOKIE

GCL (Ft.M.), 1990-
Sarasota, 1989
Bradenton, 1965
Melbourne, 1964



GULF COAST LEAGUE

GULF COAST LEAGUE TWINS

Gulf Coast League - Rookie (30th year)

2019 Record: 30-21 (2nd in South)

14110 Six Mile Cypress Parkway

Ft. Myers, FL 33912

(239) 533-7640

FAX: (239) 485-2448


Stadium Bill Smith Field at CenturyLink Sports Complex
 Manager Takashi Miyoshi
 Hitting Coach Shawn Schlechter
 Hitting Coach Jairo Rodriguez

Pitching Coach Mark Moriarty
 Pitching Coach Dan Urbina
 Coach Tyler Smarslok
 Coach Brad McKenney
 Trainer Asja Morello
 Strength Coach Garrett Hudson




TAKASHI MIYOSHI
MANAGER

Born June 8, 1978 in Sagami-hara, Kanagawa Prefecture, Japan...enters his third season in the Twins organization, his first in a managerial role...coached at rookie-level Elizabethton the last two years (2018-19)...spent previous eight seasons coaching in independent leagues, the last three (2015-17) as manager of the Pacific Association's Sonoma Stompers...became the first Japanese-born manager in U.S. professional baseball without previous MLB or NPB experience...two-time Pacific Association Manager of the Year (2016-17)...guided the 2016 Stompers to a league championship and the 2017 club to a Pacific Association all-time best 52-26 record...played four seasons in Independent baseball.



SHAWN SCHLECHTER
HITTING COACH

Joins the Twins organization for his first professional coaching assignment...spent the past eight years at North Iowa Community College in Mason City, first as a player and then as a coach...during his six-year tenure working with NIACC hitters (2013-19), four of his players went on to be picked in the First-Year Player Draft.



JAIRO RODRIGUEZ
HITTING COACH

Born August 24, 1988 in Acarigua, Venezuela...enters his 13th year in the Twins organization as a minor league player or coach, having spent the last three seasons (2017-19) tutoring hitters for the DSL Twins...beginning in 2006 with the VSL Cubs/Twins, former catcher played 10 seasons of professional ball in the Minnesota organization, topping out with Triple-A Rochester in 2013.



MARK MORIARTY
PITCHING COACH

Born June 29, 1984 in Mankato, MN...wife, Rachel...joins the Twins organization for his first professional coaching assignment...spent one season (2019) as head coach at the University of Mary (Bismarck, ND), guiding the Marauders to a 12-win improvement...was associate head coach and pitching coach at Augustana University (Sioux Falls,



DAN URBINA
PITCHING COACH


Born November 13, 1974 in Caracas, VZ...wife, Alexay...five children (Dan, Jr., Daneiys, Darien, Derek and Danna)...enters his second season in the Twins organization, after serving as pitching coach for the club's DSL affiliate in 2019...was a pitching coach in the Pittsburgh organization for 18 seasons, first with the VSL Pirates (2001-11) and then with the DSL Pirates (2012-18)...pitched three minor league seasons (1995-97) in the Los Angeles Dodgers organization.

SD) from 2017-18, helping the Vikings to the 2018 NCAA Division II national championship...Augustana pitchers finished third in the country with a 2.85 ERA in 2018 and fourth with a 3.32 strikeouts-to-walks ratio...also served as pitching coach and recruiting coordinator at Concordia University-Wisconsin (2014-16) and Concordia University-St. Paul...began his coaching career at Augustana from 2008-12...twice earned All-Region honors as a pitcher at the College of St. Scholastica (Duluth, MN, before graduating in 2007...earned his master's in sports management from Augustana in 2010.



BRAD MCKENNEY
COACH

Born June 12, 1994 in Portland, ME...enters his third season in the Twins organization, first in an official coaching capacity...will assist GCL Twins players with integrating all facets of their lives as they transition to professional baseball...joined the club as a Florida operations intern in fall 2017, before serving as Florida operations assistant in



TYLER SMARSLOK
COACH

Born February 7, 1992 and raised in Jackson, NJ...joins the Twins organization for his first professional coaching assignment...has spent the last five seasons in the collegiate ranks, including 2019 at Seton Hall University...worked with the infielders and hitters, helping the Pirates improve their fielding percentage from .958 to .977

2019...is a 2016 graduate of Franklin & Marshall College, where he earned a degree in public policy with a concentration on Latin American studies.

and produce multiple All-Big East selections...also worked as an assistant coach between 2015-18 at Heidelberg University (Tiffin, OH), Claremont-Mudd-Scripps (Claremont, CA) and his alma mater, Kean University (Union, NJ)...was an All-Conference performer and National Rawlings Golden Glove recipient as a four-year starter at Kean (2011-14), helping the Cougars make three trips to the DIII College World Series.

2019 GCL TWINS FINAL STATISTICS

PLAYERS	AVG	G	AB	R	H	2B	3B	HR	RBI	SF	SH	HB	BB	SO	SB	CS	E	OBP
Aguiar, C	.056	7	18	2	1	1	0	0	0	0	0	0	1	11	0	0	1	.105
Baez, L	.091	5	11	1	1	0	0	0	0	0	0	0	5	1	0	1	.091	
Caceres, J	.172	31	87	9	15	2	0	0	7	1	2	3	11	22	4	1	.284	
Cavaco, K	.172	25	87	9	15	4	0	1	6	0	0	1	4	35	1	1	.217	
Craig, A	.235	30	81	18	19	1	0	0	6	1	0	0	26	16	6	3	.417	
Cron, C	.000	1	4	0	0	0	0	0	0	0	0	0	0	0	0	0	.000	
Donaldson, C	.158	7	19	2	3	0	0	0	0	0	0	2	2	4	1	0	.304	
Feliz, J	.228	42	149	19	34	9	3	4	18	0	0	4	8	33	2	2	.286	
Gandy, B	.240	27	75	11	18	4	1	0	8	2	1	2	13	32	6	4	.359	
Grzelakowski, T	.200	5	10	5	2	0	0	0	0	0	0	0	7	3	0	0	.529	
Guzman, A	.111	4	9	0	1	0	0	0	0	0	0	0	1	1	0	0	.200	
Heredia, V	.257	40	136	17	35	5	0	1	18	2	0	3	16	31	1	1	.344	
Hirabayashi, J	.231	29	78	15	18	2	1	2	17	1	0	6	18	24	7	2	.308	
Jones, E	.125	5	16	0	2	0	0	0	1	0	0	0	4	2	0	0	.300	
Martinez, F	.200	43	135	20	27	7	3	5	20	0	0	1	16	57	3	0	.289	
Milla, L	.197	27	71	9	14	2	1	0	7	2	0	1	4	22	2	0	.244	
Morales, J	.236	36	110	24	26	7	3	3	16	0	0	4	20	18	0	1	.373	
Phillips, P	.351	15	57	8	20	2	1	1	8	2	0	2	4	13	1	0	.400	
Raley, L	.368	5	19	1	7	0	0	1	2	1	0	0	0	2	0	0	.350	
Rivera, E	.164	39	110	8	18	3	1	0	12	1	0	3	15	33	2	2	.279	
Rooker, B	.333	2	6	2	2	0	0	0	0	0	0	0	1	0	0	0	.429	
Schmidt, K	.167	9	30	4	5	1	0	0	5	1	0	1	2	7	1	0	.235	
Severino, Y	.227	6	22	2	5	1	1	1	2	0	0	0	0	6	0	0	.227	
Smith, L	.281	9	32	1	9	5	0	0	1	0	0	1	2	11	0	0	.343	
Toribio, S	.161	23	56	6	9	2	1	0	7	1	1	0	7	24	0	1	.250	
Valdespin, J	.125	2	8	1	1	1	0	0	0	0	0	0	0	0	0	0	.125	
Valdez, W	.323	29	93	15	30	6	0	4	13	0	0	0	9	29	1	1	.382	
Ziegler, M	.179	10	28	3	5	0	0	0	2	0	0	1	4	15	0	0	.303	
TEAM TOTAL	.220	51	1557	212	342	65	16	23	176	15	4	35	195	456	39	19	52	.317

PITCHER	W	L	ERA	G	GS	CG	SH	SV	IP	H	R	ER	HR	HB	BB	SO	WP	BK	BAA
Balan, P	1	0	9.28	8	0	0	0	0	10.2	12	11	11	0	1	8	15	1	0	.286
Beck, T	0	2	5.27	9	0	0	0	0	13.2	16	9	8	0	0	6	23	6	0	.276
Breek, D	1	2	0.74	10	7	0	0	0	36.1	21	10	3	0	6	19	38	2	1	.165
Cano, Y	0	0	13.5	2	0	0	0	0	2.0	1	4	3	0	0	4	2	0	0	.143
Canterino, M	0	0	1.80	2	2	0	0	0	5.0	2	1	1	0	0	1	6	0	0	.118
Chalmers, D	1	0	4.05	4	4	0	0	0	13.1	8	7	6	0	2	8	19	0	0	.182
Escobar, A	5	2	3.83	11	6	0	0	0	42.1	33	18	18	3	2	13	37	3	2	.221
Gillespie, E	3	1	2.16	12	1	0	0	2	16.2	14	5	4	2	0	4	18	2	0	.226
Gonsalves, S	0	1	2.00	5	5	0	0	0	9.0	6	2	2	2	0	0	16	1	0	.182
Gore, J	0	0	0.00	1	0	0	0	0	0.2	0	0	0	0	0	3	2	1	0	.000
Grace, R	1	2	5.14	6	5	0	0	0	21.0	23	14	12	1	2	9	24	6	0	.264
Graterol, B	0	0	0.00	2	2	0	0	0	3.0	1	0	0	0	0	4	0	0	0	.111
Guevara, J	1	1	2.79	13	0	0	0	2	19.1	17	7	6	0	0	13	21	1	2	.233
Hanner, B	2	3	4.39	11	0	0	0	1	26.2	16	14	13	1	4	12	30	6	0	.180
Hildenberger, T	0	0	2.25	3	0	0	0	0	4.0	4	1	1	0	0	0	4	0	0	.235
Moran, J	0	0	0.00	3	0	0	0	0	3.1	2	0	0	0	0	2	5	0	0	.167
Moreno, D	1	0	0.00	2	0	0	0	0	2.0	2	0	0	0	1	0	1	0	0	.286
Navas, J	1	1	6.75	12	0	0	0	0	21.1	23	17	16	2	5	13	23	2	0	.284
Ober, B	1	0	0.00	2	1	0	0	0	9.0	6	2	0	0	1	1	13	1	0	.176
Ramirez, R	0	0	0.00	2	0	0	0	0	3.0	2	0	0	0	0	1	5	2	0	.308
Ramirez, W	0	0	0.00	4	0	0	0	0	5.0	1	0	0	0	0	1	8	0	0	.063
Reyes, R	1	0	7.11	4	0	0	0	0	6.1	8	7	5	0	1	5	9	2	0	.308
Rimmel, N	3	1	2.15	9	7	0	0	0	37.2	30	11	9	1	1	8	34	7	0	.219
Rodriguez, M	2	2	2.48	9	5	0	0	0	32.2	29	10	9	1	1	11	39	1	0	.236
Swain, M	1	0	4.66	11	2	0	0	3	19.1	22	13	10	1	1	10	21	2	0	.289
Theetge, S	3	0	3.09	8	1	0	0	1	11.2	12	5	4	0	0	2	9	0	0	.273
Toledo, J	2	1	4.18	10	2	0	0	0	23.2	22	14	11	1	3	12	27	1	1	.253
Vasquez, A	0	0	0.00	1	0	0	0	0	2.0	0	0	0	0	0	1	6	1	0	.000
Wells, L	0	1	5.40	1	1	0	0	0	5.0	6	3	3	0	2	0	9	0	0	.273
Windeler, N	0	1	4.91	10	0	0	0	0	14.2	20	14	8	0	2	5	15	1	1	.317
TEAM TOTAL	30	21	3.47	51	51	0	5	17	420.1	359	199	162	15	35	172	483	49	7	.230

MINOR LEAGUES

DOMINICAN REPUBLIC BASEBALL ACADEMY

DOMINICAN SUMMER LEAGUE TWINS

Dominican Summer League
2019 Record: 24-40 (7th in South)

Academia de Minnesota Twins
Kilómetro 2 carretera de Jubey
Boca Chica
Santo Domingo Este

2020 DOMINICAN ACADEMY STAFF

Seth Feldman	Manager
Yeison Pérez	Hitting Coach
Ricardo Nanita	Hitting Coach
Steven Rosen	Hitting Coach
Jared Gaynor	Pitching Coach
Kevin Rodriguez	Pitching Coach
Carlos Frias	Trainer
Wladimir Morales	Trainer
Juan Carlos Pinto	Strength & Conditioning Coach
Miguel Cabrera	Strength & Conditioning Coach
Eduardo Soriano	Coordinator - D.R. Scouting
Luis Lajara	Scout - Southwest D.R.
Manuel Luciano	Scout - Santiago
Eury Luis	Scout - Eastern D.R.
Daniel Sánchez	Scout - Santo Domingo

Francisco Solano	Academy Administrator
Carlos Naut	Academy Assistant
Nataly Burgos	Academy Administrative Assistant
Pierre Jacolin	Education Liaison
Adolfo Pérez	Clubhouse/Laundry
ELEVER	Kitchen and Housekeeping Provider
CENAPEC	Education Platform
DAWERE	Education Platform
ENTRENA	Education Provider
BERLITZ	English Language Services Provider
Wilkin Mora	Maintenance Lead
Cristian Balbuena	Maintenance Assistant
Benedicto Herrera	Operations Assistant

2019 DSL FINAL STATISTICS

PLAYER	AVG	G	AB	R	H	2B	3B	HR	RBI	SF	SH	HB	BB	SO	SB	CS	E	OBP
Acevedo, H	.183	28	93	12	17	7	1	2	7	0	0	3	12	26	0	0	6	.296
Andujar, J	.172	44	151	15	26	3	0	3	14	0	0	1	12	56	1	2	9	.238
Baez, L	.307	40	127	35	39	5	4	5	14	1	0	5	24	27	16	3	2	.433
Castro, W	.196	31	92	9	18	4	0	0	11	1	0	2	23	20	0	1	7	.364
Céspedes, R	.271	42	166	18	45	11	4	1	24	1	0	4	9	32	2	1	11	.322
Diaz, R	.319	41	144	21	46	5	6	1	15	3	0	5	18	26	7	3	3	.406
German, R	.208	15	48	4	10	2	0	0	6	1	0	0	5	22	2	1	4	.278
Lopez, J	.208	39	125	24	26	2	0	1	13	1	0	5	20	55	9	2	11	.338
Mesa, J	.196	17	56	5	11	2	3	1	10	0	0	0	5	20	1	0	12	.262
Olivo, A	.197	23	71	8	14	3	0	0	6	0	0	1	13	20	1	0	6	.329
Pena, A	.281	40	146	20	41	10	0	3	23	0	0	4	13	32	2	2	4	.356
Pena, Y	.244	39	131	17	32	5	0	2	15	1	0	13	14	25	7	4	13	.371
Puente, S	.206	33	97	8	20	1	0	0	6	0	0	1	10	43	1	0	7	.287
Roberto, N	.216	30	111	19	24	5	0	6	16	0	0	3	9	43	4	3	1	.293
Rodriguez, J	.221	40	145	21	32	5	2	2	13	0	1	1	12	22	6	3	14	.285
Rosario, J	.248	42	113	23	28	2	1	0	12	0	0	1	33	21	15	2	11	.422
Urbina, M	.279	50	183	34	51	14	5	2	26	2	0	9	23	14	19	8	1	.382
Vallejo, M	.209	32	110	12	23	8	0	1	15	3	0	6	13	40	3	2	2	.318
TEAM TOTAL	.239	64	2109	305	503	94	26	30	246	14	1	64	268	544	96	37	141	.340

PITCHER	W	L	ERA	G	GS	CG	SH	SV	IP	H	R	ER	HR	HB	BB	SO	WP	BK	BAA
Aria, D	2	4	5.25	17	1	0	0	1	36.0	34	25	21	2	6	27	39	6	1	.248
Bonilla, J	3	2	3.20	11	2	0	0	1	25.1	18	13	9	1	2	12	25	4	1	.202
Castro, W	0	0	0.00	2	0	0	0	0	2.2	2	0	0	0	0	4	2	1	0	.222
Causado, M	1	2	5.91	20	4	0	0	1	32.0	39	25	21	1	4	19	37	2	1	.293
Corporan, O	0	0	27.00	2	0	0	0	0	1.1	3	8	4	0	1	7	1	1	0	.375
De La Cruz, L	5	3	5.01	17	5	0	0	2	50.1	64	40	28	5	6	11	37	4	0	.294
Diaz, R	0	0	27.00	1	0	0	0	0	1.0	2	3	3	1	0	1	2	1	0	.400
Feliz, R	1	4	6.35	16	2	0	0	0	28.1	37	25	20	0	5	12	19	8	0	.311
Garcia, Y	0	2	5.79	13	5	0	0	1	32.2	33	22	21	6	4	16	27	2	0	.266
German, G	0	6	5.53	16	8	0	0	0	42.1	37	31	26	3	8	24	32	18	0	.227
German, S	0	0	5.40	8	0	0	0	0	10.0	8	6	6	0	1	9	12	10	0	.211
Gutierrez, C	2	1	5.73	15	4	0	0	0	44.0	49	36	28	5	4	11	43	7	3	.275
Mateo, Y	1	2	2.48	12	8	0	0	0	36.1	24	12	10	3	5	11	32	4	1	.185
Medina, J	0	2	7.13	8	2	0	0	0	17.2	16	16	14	0	4	11	24	5	1	.229
Moreno, E	2	3	3.35	14	6	0	0	2	40.1	38	25	15	3	2	16	39	6	1	.241
Perez, E	1	1	4.38	6	0	0	0	0	12.1	11	10	6	0	3	7	16	3	0	.239
Pichardo, J	4	1	1.69	14	11	0	0	0	58.2	55	17	11	0	3	9	65	6	3	.248
Ponce, L	0	3	4.11	20	0	0	0	2	30.2	30	27	14	2	6	13	34	12	4	.244
Puente, S	0	0	15.00	4	0	0	0	0	3.0	9	10	5	0	2	4	2	2	0	.500
Reyes, W	1	4	5.67	16	5	0	0	0	33.1	33	28	21	2	6	21	33	14	0	.241
Rosario, J	0	0	6.75	2	0	0	0	0	2.2	4	2	2	0	0	2	1	0	0	.333
Sanchez, F	1	0	1.80	8	1	0	0	2	10.0	7	2	2	1	1	3	6	1	0	.200
TEAM TOTAL	24	40	4.69	64	64	0	4	12	551.0	553	383	287	35	73	250	528	117	16	.255

DID YOU Know?

...that in 2019, the Twins celebrated the first graduating class of their Dominican Republic Development Academy? The seven graduates -- Alex Banks, Jim Caceres, Wilfri Castro, Jesus Feliz, Jose Guevara, Nelson Roberto and Nomar Urdaneta -- earned their high school equivalency diplomas after a two-year course of study.

DOMINICAN REPUBLIC DEVELOPMENT ACADEMY

FACTS AND CONSTRUCTION PROJECT HISTORY...

- Located in Boca Chica, Dominican Republic.
- Twins and Phillies entered agreement in 2014 to purchase land and construct a dual academy.
- In 2015, the Twins and Phillies purchased 45 acres of property combined; land cost was \$9.00/sq meter, which equates to approximately \$1.8M combined cost.
- General Contractor: Elmufdi Construction Co (Juan Elmufdi/owner); La Romana, DR.
- Architect: JMF Associates (Jose Mella/owner); Santo Domingo, DR.
- In July 2015, the Phillies and Twins broke ground on acquired property.
- In January 2017, both academies were completed.
- Total cost for dual academy was approximately \$18M (\$9M per club).

TWINS HISTORY IN DOMINICAN ACADEMIES

1998-99	Hernamos Alou Field, Santo Domingo
2000-01	Cotui
2002-03	Santana
2004-14	Baseball City, Boca Chica
2015-19	Las Americas, Boca Chica



TWINS ACADEMY CONSISTS OF THE FOLLOWING...

- 18,000-square-foot Administrative/Clubhouse/Training Facility consisting of seven administrative offices (200 sf each), two conference rooms (450 sf each), video coaching room (235 sf), staff locker room (550 sf), player locker room (1,650 sf), weight room (1,950 sf), training room (1,000 sf) and hydrotherapy room (320 sf), plus two equipment rooms and a laundry room.
- 17,500-square-foot Dormitory/Classroom/Recreational Facility that houses up to 78 players and 10 staff. It includes a dining room (1,235 sf), entertainment room (1,300 sf), TV room (720 sf), computer lab with 14 computer stations (635 sf) and two classrooms (975 sf each).
- Observation tower overlooking three full playing fields, including 14 bullpen mounds.
- 8,500-square-foot covered batting cage facility, including four batting tunnels and up to 12 pitching mounds.
- 60-yard agility field.

TWINS/PHILLIES SHARE THE FOLLOWING COMMON FACILITIES...

- Dining/kitchen facility located in the center of both academies. Both clubs have individual dining rooms separate from each other. One large commercial kitchen is located between the two dining rooms and is jointly operated by the clubs.
- Auditorium (11,000 sf) consisting of 98 seats in tiered, theater-style design with full audio-visual capabilities.
- Maintenance building for field maintenance equipment and staff, including two offices and dormitory facilities for field maintenance, kitchen and housekeeping staff.



FACILITY AMENITIES IN DETAIL...

- Academy consists of approximately 50,000 total square feet in building capacity.
- Weight Room floor space includes all new, state-of-the-art equipment and an outdoor medicine ball workout area. Same conditioning equipment that is used in Ft. Myers and at Target Field in Minneapolis.
- Training Room includes adjacent private hydrotherapy room with three whirlpools plus office space for Athletic Training and Strength & Conditioning staff.
- Classroom capacity has increased from one small room to two large classrooms plus a computer lab with 16 work stations. This greatly enhances the growth of ESL and general educational programming.
- Player entertainment area includes a TV room, living room, and recreation room with pool tables, ping pong tables, domino tables and video game areas.
- Administrative offices include four administrative offices and three offices for field staff plus a reception area with seating for visitors.
- Conference rooms include one for the administrative staff and guests, and a separate room for the field staff.
- Player Locker Room/Clubhouse has 67 lockers plus an additional private room with 11 lockers for visiting tryout players.
- Staff Locker Room area includes 15 lockers with private shower/toilet facility, plus additional four lockers and private shower/toilet room for manager and coordinators.
- Dining Room has 10 tables and a capacity to feed 80 people at a time.

TECHNOLOGY & IT INFRASTRUCTURE...

- The Academy contains state of the art technology, wi-fi throughout and high-tech video systems for player instruction.
- High-speed fiber optic cable/internet service.
- Closed Circuit Security Camera system.
- Fully integrated phone system with direct connect to Minnesota and Ft. Myers extensions/landlines.
- Video Coaching system includes the BATS program with CF, 1B, 3B and high-home camera capabilities on the game field, pitching development mounds and batting cages. Cameras have a direct feed into a Video Coaching room that will include nine computer work stations.

2020 MINOR LEAGUE SCHEDULES

AAA - ROCHESTER	AA - PENSACOLA	A - FT. MYERS	A - CEDAR RAPIDS	R - ELIZABETHTON
4/9-12.....LHV	4/9-13.....TNS	4/9-10.....STL	4/9-11.....@KC	6/22-23.....GRN
4/13-15.....SYR	4/15-19.....@MTG	4/11.....@STL	4/13-15.....WIS	6/24-26.....@PUL
4/17-19.....@BUF	4/20-24.....BLX	4/13-15.....@PMB	4/16-19.....QC	6/27.....@KNG
4/20-22.....@LHV	4/25-29.....@MIS	4/16-19.....FLA	4/20-22.....@BEL	6/28.....KNG
4/24-26.....BUF	4/30-5/4.....JXN	4/20-23.....DUN	4/23-26.....@WIS	6/29.....@KNG
4/27-30.....@COL	5/6-10.....@RCT	4/24-26.....@CHA	4/28-30.....SB	7/1-2.....@JCY
5/1-3.....@TOL	5/11-15.....MIS	4/28-30.....@TAM	5/1-3.....WM	7/3.....KNG
5/5-7.....COL	5/16-20.....JAX	5/1-3.....CHA	5/4-6.....@DAY	7/4-6.....DAN
5/8-10.....NOR	5/21-25.....@MIS	5/4-6.....JUP	5/7-9.....@BG	7/7-10.....@GRN
5/11-14.....@SYR	5/27-31.....CHA	5/7-9.....@BRD	5/11-13.....WIS	7/11-13.....@BRS
5/15-17.....SWB	6/1-5.....@JAX	5/11-14.....LAK	5/14-16.....KC	7/15.....@KNG
5/19-21.....@PAW	6/6-10.....MIS	5/15-17.....PMB	5/17-19.....@QC	7/16-17.....KNG
5/22-25.....@SWB	6/11-15.....@JXN	5/18-21.....@TAM	5/20-22.....BUR	7/18-20.....BUR
5/26-28.....PAW	6/17-21.....@BLX	5/22-24.....@DUN	5/23-25.....PEO	7/21-23.....@PRN
5/29-31.....BUF	6/23.....ASG	5/26-28.....@JUP	5/26-28.....@KC	7/24-26.....@BLU
6/2-4.....@CHA	6/25-29.....MTG	5/29-31.....CLR	5/29-31.....@CLI	7/27-29.....JCY
6/5-7.....@GWN	6/30-7/3.....@JAX	6/1-4.....@FLA	6/2-4.....@PEO	7/30-31.....KNG
6/9-11.....TOL	7/4-9.....BLX	6/5-7.....PMB	6/5-7.....@BEL	8/1.....@KNG
6/12-14.....GWN	7/10-14.....@MTG	6/8-10.....BRD	6/8-10.....CLI	8/3-4.....GRN
6/15-17.....@SYR	7/16-19.....RCT	6/11-14.....@DAY	6/11-14.....BUR	8/5-7.....@BUR
6/18-21.....SWB	7/21-26.....@CHA	6/15-17.....CLR	6/15-17.....BEL	8/8-10.....BLU
6/23-25.....@PAW	7/27-31.....JAX	6/18-21.....@STL	6/18-21.....@BUR	8/11-13.....PRN
6/26-28.....@SWB	8/1-5.....@BIR	6/23.....ASG	6/23.....ASG	8/14-16.....@JCY
6/29-7/1.....PAW	8/6-10.....MIS	6/25-28.....JUP	6/25-28.....PEO	8/18-20.....PUL
7/2-3.....@LHV	8/12-16.....BIR	6/29-7/3.....@LAK	6/29-7/1.....QC	8/21-23.....@DAN
7/4-6.....LHV	8/18-22.....@TNS	7/4-6.....CHA	7/2-3.....@BEL	8/24-26.....@BRS
7/7-9.....SYR	8/23-27.....@RTC	7/8-10.....PMB	7/4-5.....BEL	8/27-29.....JCY
7/10-12.....@BUF	8/28-9/1.....MTG	7/11-13.....@DUN	7/7-9.....@WIS	8/30-9/1.....BRS
7/15.....ASG	9/3-7.....@BLX	7/14-16.....BRD	7/10-13.....KC	
7/16-19.....@LHV		7/17-19.....CLR	7/15-17.....@GL	
7/20-23.....IND		7/21-23.....@BRD	7/18-20.....@LAN	
7/24-26.....CHA		7/24-26.....@CLR	7/21-23.....FW	
7/28-30.....@IND		7/27-29.....TAM	7/24-26.....LC	
7/31-8/2.....@LOU		7/30-8/2.....DAY	7/28-30.....@BEL	
8/3-5.....@BUF		8/4-6.....@CHA	7/31-8/2.....@KC	
8/6.....BUF		8/7-9.....@JUP	8/4-6.....WIS	
8/7-9.....PAW		8/10-12.....DUN	8/7-9.....CLI	
8/10-13.....@DUR		8/13-16.....TAM	8/10-12.....@WIS	
8/14-16.....@NOR		8/17-19.....@CLR	8/13-16.....@BUR	
8/18-20.....DUR		8/20-23.....@FLA	8/18-20.....KC	
8/21-23.....LOU		8/25-27.....STL	8/21-24.....@QC	
8/24-27.....SYR		8/28-30.....@BRD	8/25-27.....BUR	
8/28-30.....@BUF		8/31-9/2.....@PMB	8/28-31.....QC	
8/31-9/2.....@SWB		9/3-4.....CHA	9/1-3.....@PEO	
9/3-4.....PAW		9/5-6.....@CHA	9/4-7.....@CLI	
9/5-7.....BUF				

HOW TO FIGURE...

BATTING AVERAGE: Divide the number of safe hits by the total number of at-bats (at-bats do not include walks, sacrifices, hit by pitch, or times awarded first on obstruction or interference).

SLUGGING PERCENTAGE: Divide the total bases of all safe hits by the total number of at-bats.

ON-BASE PERCENTAGE: Add the total number of hits, walks and hit by pitch and divide by the total of at-bats, walks, hit-by-pitches and sacrifice flies.

EARNED RUN AVERAGE: Multiply the total number of earned runs by nine, then divide the result by the number of innings pitched.

FIELDING PERCENTAGE: Divide the total putouts and assists by the total of putouts, assists and errors (total chances).

CONSECUTIVE HITTING STREAKS: A consecutive hitting streak shall not be terminated if the plate appearance results in a base on balls, hit batsman, defensive interference, or a sacrifice bunt. A sacrifice fly shall terminate the streak.

WON-LOST PERCENTAGE: Divide the number of games won by the total number of games played.

2019 TWINS MINOR LEAGUE PLAYER AND PITCHER OF THE YEAR TREVOR LARNACH AND RANDY DOBNAK

Outfielder Trevor Larnach was named the 2019 Sherry Robertson Award winner as the Twins Minor League Player of the Year and right-handed pitcher Randy Dobnak was named the 2019 Jim Rantz Award winner as the Twins Minor League Pitcher of the Year.

Larnach split the season between Single-A Ft. Myers and Double-A Pensacola, combining to hit .309 (147-for-476) with 30 doubles, one triple, 13 home runs, 66 RBI and an .842 OPS in 127 games. The 6-foot-4, 223-pound outfielder was named Florida State League Most Valuable Player and named to both Florida State League Midseason and Postseason All-Star teams. He was FSL Player of the Week in early June and MiLB.com FSL Player of the Month in May. Prior to the season he was ranked as the fifth-best prospect in the Twins system by both Baseball America and MLB.com.

The Walnut Creek, California native was selected by the Twins in the first round (20th overall) of the 2018 First-Year Player Draft out of Oregon State University. In 169 career games in the Twins minor league system, he has hit .307 (193-for-628) with 43 doubles, two triples, 18 home runs, 92 RBI, 86 runs scored, 78 walks and an .853 OPS.



Dobnak split the 2019 season between Single-A Ft. Myers, Double-A Pensacola, Triple-A Rochester and Minnesota. The 6-foot-1, 230-pound pitcher went 12-4 with a 2.07 ERA (135.0 IP, 31 ER), 28 walks, 109 strikeouts, a 0.98 WHIP and a .212 opponent batting average in 24 games (21 starts) in the minors this season. He was named International League Pitcher of the Week in late July. Dobnak had his contract selected by Minnesota in mid-August and has since posted a record of 2-1 with a 1.59 ERA (28.1 IP, 5 ER), five walks and 23 strikeouts in nine games (5 starts) in the majors.

The South Park, Pennsylvania native was signed by the Twins as an undrafted free agent in July of 2017 and has gone 24-9 with a 2.57 ERA (297.1 IP, 85 ER), 60 walks and 216 strikeouts in 54 games (45 starts) through parts of three seasons in the Twins minor league system.



SHERRY ROBERTSON AWARD

Year	Player	Pos
1970	Mark Wiley	P
1971	Steve Brye	OF
1972	Tom Smithson	C
1973	Craig Kusick	1B
1974	Butch Wynegar	C
1975	Steve Luebber	P
1976	Dan Graham	C
1977	Greg Field	P
1978	Steve Douglas	OF
1979	Steve Green	P
1980	Bob Konopa	P
1981	Kent Hrbek	1B
1982	Jeff Reed	C
1983	Tim Teufel	2B
1984	Curt Wardle	P
1985	Mark Davidson	OF
1986	Gene Larkin	1B
1987	Mike Dyer	P
1988	Pete Delkus	P
1989	Paul Sorrento	1B
1990	Denny Neagle	P
1991	Pat Mahomes	P
1992	Marty Cordova	OF
1993	LaTroy Hawkins	P
1994	LaTroy Hawkins	P

Year	Player	Pos
1995	Javier Valentin	C
1996	Todd Walker	3B-2B
1997	David Ortiz	1B
1998	Doug Mientkiewicz	1B
1999	Michael Restovich	OF
2000	John Barnes	OF
2001	Michael Cuddyer	3B
2002	Lew Ford	OF
2003	Joe Mauer	C
2004	Jason Kubel	OF
2005	David Winfree	3B
2006	Alexi Casilla	IF
2007	Brian Buscher	3B
2008	Ben Revere	OF
2009	Ben Revere	OF
2010	Joe Benson	OF
2011	Brian Dozier	SS
2012	Oswaldo Arcia	OF
2013	Byron Buxton	OF
2014	Kennys Vargas	1B/DF
2015	Max Kepler	OF/1B
2016	Zack Granite	OF
2017	Mitch Garver	C
2018	Alex Kirilloff	OF
2019	Trevor Larnach	OF

JIM RANTZ AWARD

Year	Player	Pos
2002	J.D. Durbin	RHP
2003	Jesse Crain	RHP
2004	Scott Baker	RHP
2005	Francisco Liriano	LHP
2006	Matt Garza	RHP
2007	Kevin Slowey	RHP
2008	Anthony Slama	RHP
2009	David Bromberg	RHP
2010	Kyle Gibson	RHP
2011	Liam Hendriks	RHP
2012	B.J. Hermesen	RHP
2013	Andrew Albers	LHP
2014	José Berrios	RHP
2015	José Berrios	RHP
2016	Steph Gonsalves	LHP
2017	Aaron Slegers	RHP
2018	Lewis Thorpe	LHP
2019	Randy Dobnak	RHP

TWINS 2019 MINOR LEAGUE AWARDS

SHERRY ROBERTSON MINOR LEAGUE PLAYER OF THE YEAR

Trevor Larnach, OF - Ft. Myers, Pensacola

JIM RANTZ MINOR LEAGUE PITCHER OF THE YEAR

Randy Dobnak, RHP - Ft. Myers, Pensacola, Rochester

MINOR LEAGUE PLAYER OF THE WEEK

WEEK	NAME	POS	STATISTICS	AFFILIATE
April 14	Travis Blankenhorn	INF	.333 (8-for-24), 2 2B, 1 HR, 2 RBI, 5 BB	Ft. Myers
April 21	Trey Cabbage	OF	.286 (6-for-21), 1 3B, 3 HR, 9 RBI, 6 BB	Cedar Rapids
April 28	Jaylin Davis	OF	.407 (11-for-27), 3 2B, 2 HR, 6 RBI, 1.148 OPS	Rochester
May 5	Chris Williams	IF	.333 (6-for-18), 3 HR, 6 RBI, 6 R, 1.333 OPS	Cedar Rapids
May 12	Trevor Larnach	OF	.440 (11-for-25), 2 2B, 2 HR, 5 RBI, 7 R, 3 BB, 1.260 OPS	Pensacola
May 19	Lewin Diaz	1B	.333 (9-for-27), 1 2B, 3 HR, 6 RBI, 1.037 OPS	Ft. Myers
May 26	Ryan Jeffers	C	.400 (8-for-20), 2 HR, 4 RBI, 3 BB, .478 OBP	Ft. Myers
June 2	Trevor Larnach	OF	.524 (11-for-21), 2 2B, 2 HR, 7 RBI, 4 R, 1.427 OPS	Ft. Myers
June 9	Jake Cave	OF	.417 (15-for-36), 7 2B, 2 3B, 1 HR, 9 RBI	Rochester
June 16	Willians Astudillo	C/IF	.600 (15-for-25), 3 HR, 9 RBI, 6 R, 1.553 OPS	Rochester
June 23	Brent Rooker	1B/OF	.429 (9-for-21), 2 2B, 3 HR, 10 RBI, 4 BB, 1.488 OPS	Rochester
June 30	Zander Wiel	OF	.433 (13-for-30), 2 HR, 5 2B, 8 RBI, 24 TB, 5 R	Rochester
July 7	Jaylin Davis	OF	.364 (12-for-33), 3 2B, 4 HR, 8 RBI, 2 BB, 1.128 OPS	Rochester
July 14	Royce Lewis	IF	.353 (6-for-17), 2 HR, 3 RBI, 2 BB	Ft. Myers
July 21	Jaylin Davis	OF	.458 (11-for-24), 5 HR, 11 RBI, 5 BB, 12 R, 1.664 OPS	Rochester
July 28	Gilberto Celestino	OF	.385 (10-for-26), 3 2B, 1 HR, 4 RBI, 1 BB, 1.023 OPS	Cedar Rapids
August 4	Gilberto Celestino	OF	.458 (11-for-24), 1 2B, 1 HR, 3 RBI, 2 BB, 1.144 OPS	Cedar Rapids
August 11	Trevor Larnach	OF	.412 (7-for-17), 2 HR, 5 RBI, 4 BB, 1.289 OPS	Pensacola
August 18	Gilberto Celestino	OF	.579 (11-for-19), 3 2B, 2 HR, 5 RBI, 1.689 OPS	Cedar Rapids
August 25	Alex Kirilloff	OF	.444 (12-for-37), 1 2B, 1 HR, 5 RBI, 1.075 OPS	Pensacola
September 1	Zander Wiel	OF	.370 (10-for-27), 4 2B, 3 HR, 7 RBI, 3 BB, 1.271 OPS	Rochester

MINOR LEAGUE PITCHER OF THE WEEK

WEEK	NAME	POS	STATISTICS	AFFILIATE
April 14	Devin Smeltzer	LHP	2-0, 0.00 ERA, 14.0 IP, 5 H, 2 BB, 17 K in 2 starts	Pensacola
April 21	Brusdar Graterol	RHP	0.52 ERA, 17.1 IP, 1 ER, 6 BB, 21 K, .121 BAA in 2 starts	Pensacola
April 28	Lewis Thorpe	LHP	1-0, 8.0 IP, 0 ER, 3 H, 12 K in 1 start	Rochester
May 5	Jorge Alcalá	RHP	5.0 IP, 0 ER, 5 H, 0 BB, 8 K in 1 start	Pensacola
May 12	Jordan Balazovic	RHP	1-0, 7.0 IP, 0 H, 0 BB, 10 K in 1 start	Cedar Rapids
May 19	Andrew Cabezas	RHP	1-0, 7.0 IP, 0 ER, 1 H, 0 BB, 9 K in 1 start	Cedar Rapids
May 26	Austin Schuller	RHP	1-0, 8.0 IP, 0 H, 0 ER, 2 BB, 15 K in 2 games	Cedar Rapids
June 2	Jhoan Duran	RHP	6.0 IP, 1 ER, 2 H, 14 K in 1 start	Ft. Myers
June 9	Sean Poppen	RHP	1-0, 0.75 ERA, 12.0 IP, 1 ER, 5 BB, 13 K in 2 starts	Rochester
June 16	Sean Poppen	RHP	1-0, 6.0 IP, 1 ER, 5 H, 9 K in 1 start	Rochester
June 23	Ryley Widell	LHP	4.0 IP, 1 ER, 2 H, 0 BB, 6 K in 1 game	Elizabethton
June 30	Cole Sands	RHP	1-0, 5.0 IP, 0 H, 6 K in 1 start	Ft. Myers
July 7	Luis Rijo	RHP	1-0, 7.0 IP, 0 ER, 1 H, 0 BB, 10 K in 1 start	Cedar Rapids
July 14	Edwar Colina	RHP	7.0 IP, 0 ER, 3 H, 0 BB, 8 K in 1 start	Ft. Myers
July 21	Kai-Wei Teng	RHP	6.0 IP, 0 ER, 5 H, 0 BB, 10 K in 1 start	Cedar Rapids
July 28	Edwar Colina	RHP	1-0, 7.0 IP, 0 ER, 3 H, 1 BB, 10 K in 1 start	Pensacola
August 4	Bailey Ober	RHP	6.1 IP, 0 ER, 6 H in 1 start	Ft. Myers
August 11	Jordan Balazovic	RHP	1-0, 5.0 IP, 0 ER, 2 H, 1 BB, 9 K in 1 start	Pensacola
August 18	Dakota Chalmers	RHP	6.0 IP, 0 ER, 3 H, 1 BB, 9 K in 1 start	Cedar Rapids
August 25	Bailey Ober	RHP	1-0, 7.0 IP, 0 ER, 3 H, 0 BB, 12 K in 1 start	Pensacola
September 1	Cody Laweryson	RHP	1-0, 6.0 IP, 0 ER, 3 H, 0 BB, 15 K in 1 start	Elizabethton

TWINS SCOUTING STAFF

Sean Johnson – SeanJohnson@twinsbaseball.com	Director of Scouting
Tim O'Neil – TimONeil@twinsbaseball.com	Assistant Scouting Director
Fred Guerrero – FredGuerrero@twinsbaseball.com	Director of Latin American Scouting & US Integration
Vern Followell – VernFollowell@twinsbaseball.com	Pro Scouting Coordinator
Deron Johnson – DeronJohnson@twinsbaseball.com	Senior Advisor to Scouting
Larry Corrigan – LarryCorrigan@twinsbaseball.com	Senior Advisor to Scouting
Amanda Daley – AmandaDaley@twinsbaseball.com	Senior Manager, International Administration & Education
Brit Minder – BritMinder@twinsbaseball.com	Coordinator, Amateur Scouting

SCOUTING SUPERVISORS

Billy Corrigan – BillyCorrigan@twinsbaseball.com	National Crosschecker
Freddie Thon – FreddieThon@twinsbaseball.com	Amateur Crosschecker
Elliott Strankman – ElliottStrankman@twinsbaseball.com	West Coast Supervisor
Mark Quimuyog – MarkQuimuyog@twinsbaseball.com	East Coast Supervisor
Mike Ruth – MikeRuth@twinsbaseball.com	Midwest Supervisor
Derrick Dunbar – DerrickDunbar@twinsbaseball.com	Mideast Supervisor

SCOUTS

Andrew Ayers – AndrewAyers@twinsbaseball.com	Arizona, Colorado, New Mexico, Utah, Wyoming, Southern Nevada
Joe Bisenius – JoeBisenius@twinsbaseball.com	Iowa, Minnesota, Nebraska, North Dakota, South Dakota, Wisconsin, Northern Illinois
Kyle Blackwell – KyleBlackwell@twinsbaseball.com	Washington, Oregon, Idaho, Montana, Alaska
Trevor Brown – TrevorBrown@twinsbaseball.com	Texas (excluding Houston), North LA
Walt Burrows – WaltBurrows@twinsbaseball.com	Canada
Ken Compton – KenCompton@twinsbaseball.com	Professional Scout
Ty Dawson – TyroneDawson@twinsbaseball.com	North Carolina & South Carolina
J.R. DiMercurio – JRDiMercurio@twinsbaseball.com	Arkansas, Kansas, Missouri, Oklahoma
Brett Dowdy – BrettDowdy@twinsbaseball.com	Central Florida
Earl Frishman – EarlFrishman@twinsbaseball.com	Professional Scout
Glenn Godwin – GlennGodwin@twinsbaseball.com	Scout
Bob Hegman – BobHegman@twinsbaseball.com	Professional Scout
David Kim – DavidKim@twinsbaseball.com	Pacific Rim
Mike Larson – MikeLarson@twinsbaseball.com	Scout
Luis Lajara – LuisLajara@twinsbaseball.com	Dominican Republic
John Leavitt – JohnLeavitt@twinsbaseball.com	Hawai'i, Southern California
Jose Leon – JoseLeon@twinsbaseball.com	Venezuela Coordinator of Scouting
Manuel Luciano – ManuelLuciano@twinsbaseball.com	Dominican Republic
Eury Luis – EuryLuis@twinsbaseball.com	Dominican Republic
John Manuel – JohnManuel@twinsbaseball.com	Professional Scout
José Marzán – JoseMarzan@twinsbaseball.com	Professional Scout
Bill Milos – BillMilos@twinsbaseball.com	Professional Scout
Seth Moir – SethMoir@twinsbaseball.com	Central and Southern California
Mitch Morales – MitchMorales@twinsbaseball.com	South Florida, Puerto Rico
Marlon Nava – MarlonNava@twinsbaseball.com	Venezuela
Jason Pennini – JasonPennini@twinsbaseball.com	Professional Scout
Jeff Pohl – JeffPohl@twinsbaseball.com	Michigan, Indiana, Southern Illinois, Kentucky & Pitching Crosschecker
Jack Powell – JackPowell@twinsbaseball.com	Georgia, Florida Panhandle, Eastern Tennessee
Michael Quesada – MichaelQuesada@twinsbaseball.com	Nevada, Central and Northern California
Greg Runser – GregRunser@twinsbaseball.com	Southeast TX, LA & Pitching Crosschecker
Eduardo Soriano – EduardoSoriano@twinsbaseball.com	Dominican Republic
Keith Stohr – KeithStohr@twinsbaseball.com	Professional Scout
Oswaldo Troconis – OswaldoTroconis@twinsbaseball.com	Venezuela
Nick Venuto – NickVenuto@twinsbaseball.com	Ohio, West Virginia, Pennsylvania, Upstate New York
Matt Williams – MattWilliams@twinsbaseball.com	Mississippi, Alabama, Western Tennessee
John Wilson – JohnWilson@twinsbaseball.com	Connecticut, New Jersey, East New York, Massachusetts, Virginia, Maryland, Vermont, Rhode Island, Maine, New Hampshire, Delaware, Washington D.C.
Earl Winn – EarlWinn@twinsbaseball.com	Professional Scout
Wesley Wright – WesleyWright@twinsbaseball.com	Professional Scout
Rafael Yanez – RafaelYanez@twinsbaseball.com	Professional Scout

PART-TIME SCOUTS

Hector Barrios	Panama
John Cortese	Italy
Juan Padilla	Venezuela
Franklin Parra	Venezuela
Kenny Su	Taiwan
Koji Takahashi	Japan
Pablo Torres	Venezuela
Lester Victoria	Curaçao

TWINS FIRST ROUND DRAFT PICKS

JUNE

JANUARY

REGULAR PHASE

1965	Eddie Leon	SS
1966	Buzz Stephen	RHP
1967	Steve Brye	OF
1968	Alex Rowell	OF
1969	Paul Powell	OF
1970	Bob Gorinski	OF
1971	Dale Soderholm	SS
1972	Dick Ruthven	RHP
1973	Eddie Bane	LHP
1974	Ted Shipley	SS
1975	Rick Sofield	SS
1976	Jamie Allen	3B
1977	Paul Croft	OF
1978	Lenny Faedo	SS
1979	Kevin Brandt	OF
1980	Jeff Reed	C
1981	Mike Sodders	3B
1982	Bryan Delkers	LHP
1983	Tim Belcher	RHP
1984	Jay Bell	SS
1985	Jeff Bumgarner	RHP
1986	Derek Parks	C
1987	Willie Banks	RHP
1988	Johnny Ard	RHP
1989	Chuck Knoblauch	SS
1990	Todd Ritchie	RHP
1991	David McCarty	OF
1992	Dan Serafini	LHP
1993	Torii Hunter	OF
	Jason Varitek	C
1994	Todd Walker	2B
1995	Mark Redman	LHP
1996	Travis Lee	1B
1997	Michael Cuddyer	SS
	Matthew LeCroy	C
1998	Ryan Mills	LHP
1999	B.J. Garbe	OF
2000	Adam Johnson	RHP
2001	Joe Mauer	C
2002	Denard Span	OF
2003	Matt Moses	3B
2004	Trevor Plouffe	SS
	Glen Perkins	LHP
	Kyle Waldrop	RHP
	Matthew Fox	RHP
	Jay Rainville	RHP
2005	Matt Garza	RHP
	Henry Sanchez	1B
	Chris Parmelee	OF
2007	Ben Revere	OF
2008	Aaron Hicks	OF
2009	Kyle Gibson	RHP
2010	Alex Wimmers	RHP
2011	Levi Michael	SS
2012	Byron Buxton	OF
2013	Kohl Stewart	RHP
2014	Nick Gordon	INF
2015	Tyler Jay	LHP
2016	Alex Kirilloff	OF
2017	Royce Lewis	SS
2018	Trevor Larnach	OF
2019	Keoni Cavaco	SS

SECONDARY PHASE

1965	(No selection)	
1966	Bob Jones	3B
1967	Ken Sotkiewicz	SS
1968	Danny Thompson	SS
1969	Ralph Dick	OF
1970	Daniel Guerrero	C
1971	Glenn Borgmann	C
	Randolph Delerio	C
1972	John Eichholtz	RHP
1973	Wayne Williams	2B
1974	Gary Bishop	OF
1975	Hosken Powell	OF

1965	(No Selection)	
1965	(No Selection)	
1966	Charles Chase	OF
1966	Robert Crosby	RHP
1967	Leonard Weems	OF
1967	Clifford Foster	1B
1968	David Hoot	OF
1968	Eric Soderholm	3B
1969	Gary Wilburn	C
1969	John Hurley	RHP
1970	Sayle Brown	RHP
1970	George Pugh	LHP
1971	Jerry Maberry	RHP
1971	Jeff Hooper	LHP
1972	Lew Lerner	RHP
1972	Bob Koepfel	OF
1973	Joseph Honce	OF
1973	Dennis Sherow	OF
1974	Mark Lockwood	LHP
1974	Jerry Garvin	LHP
1975	Donald Albares	2B
1975	Mark Wilson	OF
1976	Bob Veselic	RHP
1976	Pete Redfern	RHP
1977	Lance Hallberg	1B
1977	Mike Walters	RHP
1978	Ralph Citarella	RHP
1978	Keith Isaacs	RHP
1979	Joseph McCarthy	OF
1979	Joseph Plummer	RHP
1980	Jeff Barnard	RHP
1980	Nattie George	OF
1980	Peter Kutsukos	RHP
1981	Rhett Whisman	3B
1982	Kirby Puckett	OF
1982	Mark Margis	LHP
1983	Kevin Hammond	RHP
1983	Coe Brier	C
1984	Carl Cox	LHP
1984	Alan Sontag	RHP
1985	Tony Faryniarz	RHP
1985	Garnett O'Connor	RHP
1986	Jarvis Brown	2B
1986	Toby Nivens	RHP

(January Draft Ended)

Bold indicates signed players

1976	Gregory Vogel	2B
1977	Frank Ferroni	LHP
1978	Bruce Kastelic	SS
1979	Gary Gaetti	3B
1980	John Palica	OF
1981	John Salery	OF
1982	Curt Kindred	RHP
1983	Oddie McDowell	OF
1984	Eddy Yanes	OF
1985	Dewayne Coleman	RHP
1986	James McClellan	RHP

(Secondary Phase Ended)

TWINS 2019 FIRST-YEAR PLAYER DRAFT

RD	PLAYER	POS	B/T	HT	WT	DOB	HOMETOWN	SCHOOL	SCOUT
1 (13)	Keoni Cavaco	SS	R/R	6'1"	180	6/2/01	Chula Vista, CA	Eastlake HS (CA)	Leavitt
C-A (39)	Matthew Wallner	RF	L/R	6'5"	225	12/12/97	Forest Lake, MN	University of Southern Mississippi	Dunbar
2 (54)	Matthew Canterino	RHP	R/R	6'3"	235	12/14/97	Southlake, TX	Rice University	Runser
3 (90)	Spencer Steer	SS	R/R	5'11"	190	12/7/97	Long Beach, CA	University of Oregon	Blackwell
4 (119)	Seth Gray	3B	L/R	6'4"	215	5/30/98	Springfield, OH	Wright State University	Venuto
5 (149)	William Holland	SS	R/R	5'10"	181	4/18/98	Lawrenceville, GA	Auburn University	Powell
6 (179)	Sawyer Gipson-Long	RHP	R/R	6'6"	235	12/12/97	Woodstock, GA	Mercer University	Powell
7 (209)	Anthony Prato	SS	R/R	5'10"	186	5/11/98	Staten Island, NY	University of Connecticut	Wilson
8 (239)	Casey Legumina	RHP	R/R	6'1"	185	6/19/97	Chandler, AZ	Gonzaga University	Blackwell
9 (269)	Brent Headrick	LHP	L/L	6'6"	227	12/17/97	Joliet, IL	Illinois State University	Pohl
10 (299)	Ben Gross	RHP	R/R	6'2"	210	10/5/96	Cranbury, NJ	Duke University	Williams
11 (329)	Tanner Brubaker	RHP	R/R	6'4"	220	6/18/98	San Clemente, CA	UC Irvine	Leavitt
12 (359)	Sean Mooney	RHP	R/R	6'0"	185	1/11/98	Marmora, NJ	St. John's (NY)	Wilson
13 (389)	Dylan Thomas	RHP	L/R	6'4"	195	4/14/97	Castaic, CA	University of Hawaii	Leavitt
14 (419)	Cody Laweryson	RHP	L/R	6'3"	200	1/1/99	Moscow, ME	University of Maine	Wilson
15 (449)	Louie Varland	RHP	L/R	6'1"	212	12/9/97	Maplewood, MN	Concordia University (St. Paul, MN)	Bisenius
16 (479)	Ryan Shreve	RHP	R/R	6'6"	190	6/23/98	Sherman Oaks, CA	University of the Pacific	Quesada
17 (509)	Antoine Jean	LHP	R/L	6'1"	160	8/1/01	Quebec, CAN	Edouard Montpetit HS	Burrows
18 (539)	Edouard Julien	2B	L/R	6'2"	205	4/30/99	Quebec, CAN	Auburn University	Powell
19 (569)	Niall Windeler	LHP	L/L	6'3"	214	11/4/98	Ontario, CAN	University of British Columbia	Burrows
20 (599)	Owen Griffith	RHP	R/R	6'0"	175	2/6/98	Aiken, SC	Clemson University	Williams
21 (629)	Bradley Hanner	RHP	R/R	6'3"	215	2/10/99	Rapidan, VA	Patrick Henry CC (VA)	Dawson
22 (659)	Rogelio Reyes	RHP	R/R	6'2"	175	1/6/98	Union City, CA	University of California Berkeley	Quesada
23 (689)	Matthew Swain	RHP	R/R	6'8"	234	8/20/97	Stone Mountain, GA	Georgia Gwinnett College	Powell
24 (719)	Trevor Jensen	1B	R/R	6'2"	200	4/27/97	Dunedin, FL	Tulane University	Runser
25 (749)	Nathan Hadley	RHP	R/R	5'11"	182	12/7/95	Los Angeles, CA	UCLA	Moir
26 (779)	Blake Robertson	3B	R/R	6'5"	195	5/19/01	Edmond, OK	Edmond Santa Fe HS	DiMercurio
27 (809)	Parker Phillips	1B	R/R	6'3"	245	2/20/97	Collierville, TN	Austin Peay State University (TN)	Williams
28 (839)	Travis Phelps	RHP	R/R	6'3"	165	6/9/01	Alvin, TX	Alvin HS (TX)	Runser
29 (869)	Alex Isola	C	R/R	6'1"	205	7/22/98	Lincoln, CA	Texas Christian University	Brown
30 (899)	Tyler Beck	RHP	R/R	6'1"	190	11/16/95	South Bend, IN	University of Tampa	Dowdy
31 (929)	Max Smith	OF	L/R	6'1"	205	3/10/97	Tucson, AZ	UNLV	Ayers
32 (959)	Bryson Gandy	OF	L/L	5'11"	185	11/8/98	Troy, AL	Lurleen B Wallace CC (AL)	Powell
33 (989)	Kyle Schmidt	C	R/R	6'0"	215	5/28/98	Smithville, TX	University of Richmond	Wilson
34 (1019)	Antoine Harris	RHP	R/R	6'4"	170	7/3/01	Chalmette, LA	Chalmette HS (LA)	Runser
35 (1049)	Drew Gilbert	LHP	L/L	5'9"	168	9/27/00	Stillwater, MN	Stillwater Area HS (MN)	Bisenius
36 (1079)	Will Frisch	RHP	R/R	6'1"	220	7/14/00	Stillwater, MN	Stillwater Area HS (MN)	Bisenius
37 (1109)	Adrian Colon	OF	L/L	6'2"	182	6/13/01	Humacao, PR	Leadership Christian Academy HS	Thon
38 (1139)	Zack Mathis	SS	L/R	5'8"	190	10/11/98	Stockton, CA	San Joaquin Delta College (CA)	Quesada
39 (1169)	Jake Hirabayashi	INF	R/R	5'11"	183	9/28/96	Sherman Oaks, CA	UCLA	Moir
40 (1199)	Logan Steenstra	INF	R/R	6'5"	200	2/10/00	Liberty, MO	Cowley County CC (KS)	DiMercurio

BOLD indicates signed player

* The Twins signed 32 players from the 2019 First-Year Player Draft.

KEONI CAVACO

Keoni Cavaco was drafted by the Twins 13th overall in the 2019 First-Year Player Draft out of Eastlake High School in Chula Vista, CA.

Cavaco became the 15th player taken by the Twins from California in the first round of the draft, joining Travis Lee (San Diego State University, 1996), Trevor Plouffe (Crespi Carmelite High School, 2004), Chris Parmelee (Chino Hills High School, 2006), Aaron Hicks (Woodrow Wilson High School, 2008) and Royce Lewis (J Serra Catholic High School, 2017).

This year marked the fourth time in Twins history the Twins had the 13th overall selection in the MLB Draft, doing so in 1995 (LHP Mark Redman), 1985 (RHP Jeff Bumgarner) and 1975 (INF Rick Sofield).



RYAN COSTELLO

1996-2019





MINOR LEAGUE PLAYERS

ACOSTA, MELVI JOSE

PITCHER

HEIGHT: 6-1

BATS: R

BORN: 6/2/1995 in Guiria, VZ

WEIGHT: 215

THROWS: R

RESIDES: --

SIGNED BY: Jose Leon

SCHOOL: --

HOW OBTAINED: Signed as an undrafted free agent, September 29, 2015.

2019: Split the season between Single-A Ft. Myers and Double-A Pensacola...played in 28 games (8 starts) and went 7-5 with a 3.24 ERA (86.0 IP, 31 ER) with 29 walks and 78 strikeouts...2018: First professional season used primarily as a reliever, set career-best ERA (2.95) and games pitched (21)...2017: Appeared in 11 games with Rookie-Elizabethton, went 5-3 with a 6.22 ERA (50.2 IP, 35 ER), with 20 walks and 23 strikeouts...2016: Began professional career with the DSL Twins...went 4-0 with a 1.75 ERA (36.0 IP, 7 ER) with seven walks and 35 strikeouts in seven starts prior to the All-Star break...tossed 17.0 scoreless innings in three starts from July 5-22.

YEAR	TEAM	W-L	ERA	G	GS	CG	SH	SV	IP	H	R	ER	HR	HB	BB	SO	WP	K/9	BAA
2016	DSL Twins	5-2	3.20	14	14	0	0	0	70.1	74	32	25	0	3	14	57	8	7.3	.273
2017	Elizabethton	5-3	6.22	11	9	0	0	1	50.2	62	43	35	4	5	20	33	7	5.9	.300
2018	Cedar Rapids	2-4	2.95	21	6	0	0	3	55.0	64	23	18	3	4	15	41	3	6.7	.298
2019	Ft. Myers	7-4	2.85	27	7	0	0	4	82.0	79	36	26	6	5	28	75	7	8.2	.255
	Pensacola	0-1	11.25	1	1	0	0	0	4.0	8	5	5	1	0	1	3	0	6.8	.400
Minor League Totals		19-14	3.74	74	37	0	0	8	262.0	287	139	109	14	17	78	209	25	7.2	.281

ADAMS, AUSTIN LANCE

PITCHER

HEIGHT: 5-11

BATS: R

BORN: 8/19/1986 in Montgomery, AL

WEIGHT: 205

THROWS: R

RESIDES: --

SIGNED BY: --

SCHOOL: Faulkner University (AL)

ORIGINALLY DRAFTED BY: Cleveland in 5th round of 2009 First-Year Player Draft.

HOW OBTAINED: Signed as minor league free agent, January 22, 2020.

2019: Made 15 relief appearances in the majors for Minnesota and Detroit, posting a 7.02 ERA (16.2 IP, 13 ER) with 13 walks and 14 strikeouts...began season with Triple-A Rochester, where he went 1-1 with a 4.50 ERA (18.0 IP, 9 ER) in 11 games (1 start)...called up to the Twins May 16, made two appearances before being designated for assignment on May 24 and claimed off waivers by Detroit on May 26...appeared in 13 games for Detroit, posting a 5.14 ERA (14.0 IP, 8 ER) with 10 walks and nine strikeouts...optioned to Triple-A Toledo on July 10 and spent the rest of the season there, going 0-2 with a 6.66 ERA (25.2 IP, 19 ER) in 18 games (1 start)...2018: Played 30 games with the Sugar Land Skeeters in Sugar Land, Texas (independent)...signed by the Twins in August and assigned to Double-A Chattanooga where he went 1-0 with a 1.00 ERA (9.0 IP, 1 ER) with four walks and 10 strikeouts...2018: traded to Los Angeles-AL for cash considerations February 10...limited to six appearances with Triple-A Salt Lake and Single-A Orem due to injury, going 0-1 with a 3.60 ERA (5.0 IP, 2 ER)...PROFESSIONAL: between 2014-16, combined for a record of 2-0 and a 6.29 ERA (58.2 IP, 41 ER) with 21 walks and 44 strikeouts with the Cleveland Indians...recorded his lone career save May 31, 2015 at Seattle, pitching a scoreless 12th inning...made his major league debut with Cleveland July 12, 2014 vs. Chicago-AL, allowing three runs on three hits in 0.1 inning...on July 20, 2014, fanned Miguel Cabrera for his first career strikeout in the seventh inning at Detroit...spent first eight seasons of professional career in Cleveland system...missed 2012 season with a shoulder injury; converted from starter to reliever following his recovery...named Eastern League Midseason All-Star in 2011 with Double-A Akron; earned EL Pitcher of the Week Aug. 8, 2011...named Midwest League Pitcher of the Week on June 1, 2010 with Single-A Lake County...selected by Milwaukee in the 27th round of the 2008 First-Year Player Draft; did not sign, and was selected by Cleveland in fifth round of the following year's draft.

ADAMS, continued...

YEAR	TEAM	W-L	ERA	G	GS	CG	SH	SV	IP	H	R	ER	HR	HB	BB	SO	WP	K/9	BAA	
2009	Mahoning Valley	3-1	4.86	17	0	0	0	1	37.0	39	22	20	4	4	15	29	0	7.1	.269	
2010	Kinston	6-1	1.53	13	12	0	0	0	58.2	50	14	10	5	4	15	51	3	7.8	.206	
	Lake County	2-4	3.54	13	8	0	0	1	53.1	40	22	21	7	6	21	61	1	10.3	.228	
2011	Akron	11-10	3.77	26	26	0	0	0	136.0	147	68	57	6	5	63	131	11	8.7	.280	
2012	INJURED - DID NOT PLAY																			
2013	Akron	3-2	2.62	45	0	0	0	4	55.0	44	19	16	3	2	29	76	7	12.4	.215	
2014	CLEVELAND	0-0	9.00	6	0	0	0	0	7.0	9	7	7	1	0	1	4	0	5.1	.224	
	Columbus	3-2	2.50	42	0	0	0	5	54.0	44	16	15	4	0	16	52	5	8.7	.310	
2015	CLEVELAND	2-0	3.78	28	0	0	0	1	33.1	37	15	14	2	0	13	23	1	6.2	.276	
	Columbus	2-2	4.50	13	0	0	0	4	12.0	13	6	6	1	0	7	17	1	12.8	.283	
2016	CLEVELAND	0-0	9.82	19	0	0	0	0	18.1	27	22	20	5	0	7	17	0	8.3	.333	
	Columbus	2-4	4.54	34	0	0	0	8	37.2	44	21	19	1	1	9	41	6	9.8	.291	
2017	Salt Lake	0-1	4.15	5	0	0	0	1	4.1	5	2	2	0	0	6	4	0	8.3	.278	
	Orem	0-0	0.00	1	0	0	0	0	0.2	1	0	0	0	0	0	0	0	0.0	.500	
2018	Chattanooga	1-0	1.00	5	3	0	0	0	9.0	8	1	1	1	0	4	10	2	10.0	.235	
2019	MINNESOTA	0-0	16.88	2	0	0	0	0	2.2	4	5	5	2	0	3	5	0	16.9	.333	
	DETROIT	0-0	5.14	13	0	0	0	0	14.0	14	8	8	2	0	10	9	0	5.8	.259	
	Rochester	1-1	4.50	11	1	0	0	1	18.0	16	9	9	3	1	6	28	2	14.0	.229	
	Toledo	0-2	6.66	18	1	0	0	1	25.2	26	20	19	6	2	10	20	3	7.0	.255	
Minor League Totals		34-30	3.50	243	51	0	0	26	501.1	477	220	195	41	25	201	520	41	9.3	.250	
Major League Totals		2-0	6.45	68	0	0	0	1	75.1	91	57	54	12	0	34	58	2	6.9	.294	

ACEVEDO, HECTOR JOSE

CATCHER

HEIGHT: 5-9
 WEIGHT: 160
 SIGNED BY: Eduardo Soriano
 HOW OBTAINED: Signed as an undrafted free agent, July 2, 2018.
 BATS: R
 THROWS: R
 SCHOOL: --
 BORN: 11/20/1997 in Santo Domingo, DR
 RESIDES: Santo Domingo, DR

YEAR	TEAM	AVG	G	AB	R	H	2B	3B	HR	RBI	SH	SF	HB	BB	SO	SB	CS	OBP	OPS
2019	DSL Twins	.183	28	93	12	17	7	1	2	7	0	0	3	12	26	0	0	.296	.640
Minor League Totals		.183	28	93	12	17	7	1	2	7	0	0	3	12	26	0	0	.296	.640

AGUIAR, CARLOS MANUEL

OUTFIELDER

HEIGHT: 6-2
 WEIGHT: 185
 SIGNED BY: Fred Guerrero
 HOW OBTAINED: Signed as an undrafted free agent, September 19, 2017.
 BATS: L
 THROWS: L
 SCHOOL: --
 BORN: 8/28/2001 in Valencia, VZ
 RESIDES: Valencia, VZ

YEAR	TEAM	AVG	G	AB	R	H	2B	3B	HR	RBI	SH	SF	HB	BB	SO	SB	CS	OBP	OPS
2018	DSL Twins	.228	33	101	19	23	5	4	2	24	2	2	2	14	30	6	5	.328	.744
2019	GCL Twins	.056	7	18	2	1	1	0	0	0	0	0	0	1	11	0	0	.105	.216
Minor League Totals		.202	40	119	21	24	6	4	2	24	2	2	2	15	41	6	5	.297	.667

AKINS, JARED

OUTFIELDER

HEIGHT: 6-3
 WEIGHT: 220
 SIGNED BY: Michael Quesada
 HOW OBTAINED: Selected by Twins in 13th round of 2017 First-Year Player Draft.
 BATS: L
 THROWS: R
 SCHOOL: Fresno State University (CA)
 BORN: 12/12/1996 in Glendale, CA
 RESIDES: Fresno, CA

2019: Played in 90 games for Single-A Cedar Rapids, hitting .201 (66-for-329) with 11 doubles, four triples, 11 home runs, and 40 RBI...2018: Split the season between Single-A Cedar Rapids and Rookie-Elizabethton...played in 40 games and hit .241 (35-for-145) with six doubles and two triples...2017: Began his professional career with the GCL Twins...hit .171 (6-for-35) over his first 14 games and hit .297 (19-for-64) over his final 19 games...AMATEUR CAREER: Spent his junior season in 2017 with Fresno State and appeared in 58 games, hitting .328...hit a team-leading 23 doubles to tie for 10th all-time in program history in a single season...led the team with 35 extra-base hits, including 11 home runs...went a perfect 5-for-5 with a double and two home runs against New Mexico in the Mountain West Tournament, scoring a season-best five runs and recording three RBI...selected to the Mountain West All-Tournament Team after hitting .409 over five games in the tournament...attended Glendale Community College in 2016 and hit .379...named the Western State Conference South Division Player of the Year...also earned a spot on the All-Division First Team helping Glendale on its way to the second seed in the regional playoffs...graduated from La Salle High School in Glendale, CA where he was a two-year varsity member of the baseball team...as a senior in 2014, he appeared in 24 games hitting .353 (24-for-68) with four doubles, six triples and 12 RBI.

YEAR	TEAM	AVG	G	AB	R	H	2B	3B	HR	RBI	SH	SF	HB	BB	SO	SB	CS	OBP	OPS
2017	GCL Twins	.253	33	99	18	25	5	1	3	16	0	1	1	11	35	5	2	.330	.744
2018	Elizabethton	.269	22	78	21	21	4	1	1	8	0	2	3	8	22	3	2	.352	.736
	Cedar Rapids	.209	18	67	7	14	2	1	0	8	0	0	2	2	24	0	1	.232	.501
2019	Cedar Rapids	.201	90	329	45	66	11	4	11	40	0	3	4	26	121	10	4	.265	.624
Minor League Totals		.220	163	573	91	126	22	7	15	72	0	6	8	47	202	18	9	.285	.647

ANDUJAR, JOSE GERALDO

OUTFIELDER

HEIGHT: 6-2
 WEIGHT: 185
 SIGNED BY: Eduardo Soriano
 HOW OBTAINED: Signed as an undrafted free agent, July 3, 2017.
 BATS: R
 THROWS: R
 SCHOOL: --
 BORN: 11/20/2000 in Santo Domingo Centro, DR
 RESIDES: Santo Domingo Centro, DR

ANDUJAR, continued...

YEAR	TEAM	AVG	G	AB	R	H	2B	3B	HR	RBI	SH	SF	HB	BB	SO	SB	CS	OBP	OPS										
2018																				DID NOT PLAY - INJURED									
2019	DSL Twins	.172	44	151	15	26	3	0	3	14	0	0	1	12	56	1	2	.238	.489										
Minor League Totals		.172	44	151	15	26	3	0	3	14	0	0	1	12	56	1	2	.238	.489										

ARIA, DEVELSON ERNESTO

PITCHER

HEIGHT: 6-0		BATS: L										BORN: 3/20/2001 in San Cristobal, DR							
WEIGHT: 155		THROWS: L										RESIDES: --							
SIGNED BY: Luis Lajara																			
HOW OBTAINED: Signed as an undrafted free agent, on February 15, 2019.																			
YEAR	TEAM	W-L	ERA	G	GS	CG	SH	SV	IP	H	R	ER	HR	HB	BB	SO	WP	K/9	BAA
2019	DSL Twins	2-4	5.25	17	1	0	0	1	36.0	34	25	21	2	6	27	39	6	9.8	.248
Minor League Totals		2-4	5.25	17	1	0	0	1	36.0	34	25	21	2	6	27	39	6	9.8	.248

ASCHE, CODY JAMES

INFIELDER/OUTFIELDER

HEIGHT: 6-1		BATS: L										BORN: 6/30/1990 in St. Charles, MO							
WEIGHT: 205		THROWS: R										RESIDES: Lincoln, NE							
SIGNED BY: David Seifert (Philadelphia)																			
SCHOOL: University of Nebraska																			
ORIGINALLY DRAFTED BY: Phillies in 4th round of 2011 First-Year Player Draft.																			
HOW OBTAINED: Signed as a minor league free agent, December 19, 2019.																			

2019: Began year with independent Sugar Land Skeeters (Atlantic League), hit .250 (5-for-20) with one homer and three RBI in six games...contract purchased by Boston May 3; assigned to Double-A Portland...appeared in 23 games for Portland, recording a .363 on-base percentage...placed on 7-day IL June 4 (retro to June 3) and missed rest of season...**2018:** Spent season in Triple-A, with Scranton/Wilkes-Barre (Yankees) and Las Vegas (Mets)...hit .169 (10-for-59) in 16 games with SWB, released on May 1...signed with New York-NL and finished the season in that system, appearing in 89 games with Las Vegas...placed on 7-day IL August 14 (retro to Aug. 13) and did not play rest of season...**2017:** Signed with Chicago-AL in offseason and split season between the White Sox (19 games) and Triple-A Charlotte...**2016:** Appeared in 71 games with Phillies...opened season on Injured List (right oblique strain), reinstated June 2...hit .289 (24-for-83) with 11 runs scored, 10 doubles, two home runs, 10 RBI and six walks in 26 games in June, but hit .158 (18-for-114) combined in 45 games the rest of the season...**2015:** Made second-straight Opening Day roster and went on to establish career highs in games (129), at-bats (425), hits (104), triples (3), homers (12), extra-base hits (37) and total bases (168) with Philadelphia...transferred to Triple-A Lehigh Valley for 15 games from May 12-29 to learn the outfield...**2014:** Spent entire season with the Phillies, except for two minor league rehab assignments...named to first career Opening Day roster; scored four runs on March 31 at Texas, the most on Opening Day by a Phillie since Nap Lajoie in 1900 and most in MLB since Albert Pujols in 2010...hit first career grand slam May 6 vs. Toronto...missed time on Injured List stint May 23-June 20 with left hamstring strain...had a career-high 10-game hitting streak from July 5-18, over which he batted .308 (12-for-39)...**2013:** Split the season between Philadelphia (50 games) and Triple-A Lehigh Valley (104 games)...began the year with the Iron Pigs, batting .295 (119-for-404) with 52 runs scored, 24 doubles, four triples, 15 home runs, 68 RBI and 35 walks...earned Midseason and Postseason All-Star honors with Lehigh Valley, and was an MiLB.com Organization All-Star...called up to the Majors July 30 and remained there for the rest of the year...debuted July 30 as a pinch hitter and notched his first career hit August 1 vs. San Francisco, a bunt single off Sergio Romo...went 1-for-17 through his first six career games, before batting .304 (21-for-69) with six doubles, one triple, two home runs and 13 RBI through his next 20, including a nine-game hitting streak from Aug. 19-28...**2012:** Named an MiLB.com Organization All-Star after leading all Phillies minor leaguers with a .324 (168-for-518) batting average...split the season between Single-A Clearwater (62 games) and Double-A Reading (68 games), recording 73 runs scored, 33 doubles, six triples, 12 home runs, 72 RBI and 34 walks...named the 12th-best prospect in the Phillies organization by *Baseball America* following the season...played for Peoria in the Arizona Fall League, netting Rising Star and All-Prospect Team honors...**2011:** Selected by Philadelphia in fourth round of 2011 First-Year Player Draft...made professional debut on June 18...had a six-game hitting streak June 22-June 28 and went 4-for-4 on Aug. 7...**AMATEUR:** Played three seasons at the University of Nebraska, hit .327 (68-for-208) with 12 homers and 56 RBI his junior year (2011)...led the Big 12 Conference in homers and ranked second in RBI...named a Second Team All-American...majored in economics, named to Big 12 Conference Commissioner's Honor Roll...graduated from Fort Zumwalt West High School in O'Fallon, MO in 2008.

YEAR	TEAM	AVG	G	AB	R	H	2B	3B	HR	RBI	SH	SF	HB	BB	SO	SB	CS	OBP	OPS
2011	Williamsport	.192	68	239	14	46	11	0	2	19	1	1	3	24	50	0	3	.273	.537
2012	Reading	.300	68	263	42	79	20	3	10	47	0	1	3	22	56	1	1	.360	.873
	Clearwater	.349	62	255	31	89	13	3	2	25	0	2	1	12	37	10	2	.378	.825
2013	PHILADELPHIA	.235	50	162	18	38	8	1	5	22	0	1	1	15	43	1	0	.302	.691
	Lehigh Valley	.295	104	404	52	119	24	4	15	68	0	4	3	35	95	11	3	.352	.837
2014	PHILADELPHIA	.252	121	397	43	100	25	0	10	46	3	1	0	33	102	0	1	.309	.699
	Lehigh Valley	.833	2	6	3	5	1	0	1	4	0	0	1	1	0	0	0	.875	.375
	Lakewood	.429	3	7	3	3	1	0	2	5	0	0	0	3	2	1	0	.600	.029
2015	PHILADELPHIA	.245	129	425	41	104	22	3	12	39	0	1	4	26	111	1	2	.294	.689
	Lehigh Valley	.295	15	61	7	18	3	0	1	3	0	0	0	6	9	0	0	.358	.752
2016	PHILADELPHIA	.213	71	197	22	42	15	0	4	18	0	1	2	18	54	3	1	.284	.635
	Lehigh Valley	.279	29	111	20	31	8	0	6	15	0	0	1	11	26	1	0	.350	.863
	Reading	.125	4	16	2	2	0	0	1	2	0	0	0	2	6	0	0	.222	.535
	Clearwater	.167	5	18	2	3	0	0	1	2	0	0	0	1	6	0	0	.211	.544
2017	CHICAGO-AL	.105	19	57	5	6	1	0	1	4	0	0	2	3	21	0	0	.177	.353
	Charlotte	.292	87	291	42	85	15	1	14	57	0	5	2	49	75	4	1	.392	.887
2018	Las Vegas	.230	89	269	46	62	17	4	10	38	0	0	2	31	71	0	4	.315	.750
	Scranton/WB	.169	16	59	4	10	1	0	1	1	0	0	1	6	21	0	0	.258	.495
2019	Portland	.208	23	72	9	15	3	0	1	8	0	1	1	17	28	3	0	.363	.654
Minor League Totals		.274	575	2071	277	567	117	15	67	294	1	14	18	220	482	31	14	.347	.786
Major League Totals		.234	390	1238	129	290	71	4	32	129	3	4	9	95	331	5	4	.293	.668

MINOR LEAGUES

HEIGHT: 6-4
WEIGHT: 240
SIGNED BY: --
ORIGINALLY DRAFTED BY: Texas in 4th round of 2012 First-Year Player Draft.
HOW OBTAINED: Signed as a minor league free agent, January 22, 2020.

BATS: R
THROWS: R
SCHOOL: Polk State Community College

BORN: 10/4/1991 in Lakeland, FL
RESIDES: --

2019: Pitched in the independent Atlantic League for Sugar Land and Long Island, posting a combined 3.58 ERA (37.2 IP, 15 ER). **2018:** Began spring training with Baltimore, claimed off waivers by Los Angeles-NL on April 5, pitched in one game for Triple-A Oklahoma City before being claimed off waivers by Milwaukee...made two scoreless appearances for the Brewers, on May 12 (2.0 IP, 2 H, 1 BB, 2 K) and July 12 (1.0 IP)...went 6-4 with a 6.05 ERA (96.2 IP, 65 ER) in 21 games (16 starts) for Triple-A Colorado Springs. **2017:** Split season between Baltimore (24 games/6 starts) and Triple-A Norfolk (10 starts)...went 2-5 with a 5.25 ERA (60.0 IP, 35 ER) with 23 walks and 47 strikeouts for the Orioles...posted a 3-3 record and 4.65 ERA (50.1 IP, 26 ER) with 15 walks and 36 strikeouts for Norfolk...named International League Pitcher of the Week on Aug. 20. **2016:** Played for four teams in the Philadelphia system, including five starts in the majors...began the year at Double-A Reading, went 1-2 with a 3.38 ERA (29.1 IP, 11 ER) in five starts...promoted to Triple-A Lehigh Valley on April 29, made four starts and went 3-0 with a 1.53 ERA (29.1 IP, 5 ER)...placed on the Injured List May 18 with a right calf contusion...received an 80-game suspension on June 15 in violation of MLB's Joint Drug Prevention and Treatment Program...made three starts for GCL Phillies and one start for Reading before being reinstated on Sept. 8...recalled by the Major League club on Sept. 8, made five starts for the Phillies, posting a 2-1 record with a 2.28 ERA (27.2 IP, 7 ER)...earned his first career win on Sept. 8 at Washington, tossing 6.0 scoreless innings (2 H, 1 BB)...from Sept. 8-end of season, his 2.28 ERA and 0.94 WHIP ranked fourth-best among NL starters...**2015:** Began the season with Double-A Frisco in the Rangers system, went 1-4 with a 3.98 ERA (43.0 IP, 20 ER) in eight starts...promoted to Triple-A Round Rock on May 23...made 12 starts, going 3-6 with a 4.73 ERA (64.2 IP, 34 ER)...traded to the Phillies on July 31 with five other players in exchange for LHP Cole Hamels, LHP Jake Diekmann, and cash considerations...assigned to Triple-A Lehigh Valley and went 2-0 with a 2.08 ERA (26.0 IP, 6 ER) before having his contract selected by the Phillies on Aug. 30...made his Major League debut that night against San Diego, started and took the loss after allowing four runs on eight hits in 5.2 innings...struck out Jedd Gyorko to end the first inning for his first career strikeout...went 0-6 with a 9.31 ERA (26.0 IP, 30 ER) in seven starts with the Phillies. **2014:** Spent the entire season with Double-A Frisco, led the team with a career-high 28 starts, which also led the team...went 11-11 with a 3.80 ERA (154.0 IP, 65 ER) and ranked second on the team with 122 strikeouts...his 11 wins were tied for third-most in the Texas League, finished second in the league in WHIP (1.11), fourth in innings and fifth in strikeouts...named Rangers Pitcher of the Month for June after going 2-2 with a 1.93 ERA (28.0 IP, 6 ER) in five starts. **2013:** Spent the entire season with Single-A Myrtle Beach, went 9-7 with a 2.90 ERA (154.0 IP, 43 ER) in 26 games (25 starts)...led Carolina League in strikeouts (139) and ranked fourth in ERA and WHIP (1.20), tied for seventh in wins and eighth in innings pitched...named Rangers Pitcher of the Month for May after going 2-2 with a 2.31 ERA (9 ER/35.0 IP) in six starts...named a CL Mid-Season All-Star and earned CL Pitcher of the Week honors in back-to-back weeks in August...ended the year with a 25.0-inning scoreless streak from 8/4-8/26. **2012:** Made his professional debut on June 17 for Single-A Spokane (1.0 IP, 2 K)...averaged 12.86 K/9, striking out 50 batters across 35.0 innings...held opponents scoreless in 15 of his 20 appearances.

YEAR	TEAM	W-L	ERA	G	GS	CG	SH	SV	IP	H	R	ER	HR	HB	BB	SO	WP	K/9	BAA
2012	Spokane	2-3	3.09	20	0	0	0	0	5	35.0	29	12	4	1	11	50	1	12.9	.221
2013	Myrtle Beach	9-7	2.9	26	25	0	0	0	133.1	120	60	43	10	6	40	139	6	9.4	.235
2014	Frisco	11-11	3.8	28	28	0	0	0	154.0	139	74	65	18	3	32	122	6	7.1	.238
2015	PHILADELPHIA	0-6	9.31	7	7	0	0	0	29.0	42	30	30	8	1	10	16	2	5.0	.339
	Round Rock	3-6	4.73	12	12	0	0	0	64.2	71	36	34	16	0	19	54	4	7.5	.277
	Lehigh Valley	2-0	2.08	4	4	0	0	0	26.0	27	7	6	3	0	3	12	1	4.2	.262
	Frisco	1-4	3.98	8	8	0	0	0	43.0	39	20	19	3	2	18	43	5	9.0	.241
2016	PHILADELPHIA	2-1	2.28	5	5	0	0	0	27.2	22	11	7	1	2	4	13	0	4.2	.216
	Lehigh Valley	3-0	1.53	4	4	0	0	0	29.1	15	8	5	4	0	3	19	0	5.8	.144
	Reading	1-2	3.38	5	5	0	0	0	29.1	29	12	11	1	0	5	21	0	6.4	.252
2016	GCL Phillies	0-0	1.5	3	3	0	0	0	6.0	4	2	1	1	1	2	6	0	9.0	.200
2017	BALTIMORE	2-5	5.25	24	6	0	0	0	60.0	61	36	35	10	7	23	47	4	7.1	.263
	Norfolk	3-3	4.65	10	10	0	0	0	50.1	62	26	26	6	1	15	36	2	6.4	.301
2018	MILWAUKEE	0-0	0	2	0	0	0	0	3.0	2	0	0	0	1	2	0	0	6.0	.167
	Oklahoma City	0-0	3	1	1	0	0	0	3.0	3	2	1	0	0	1	0	0	3.0	.273
	Colorado Springs	6-4	6.05	21	16	0	0	0	96.2	118	69	65	12	5	36	49	6	4.6	.300
Major League Totals		4-12	5.42	38	18	0	0	0	119.2	127	77	72	19	10	38	78	6	5.9	.270
Minor League Totals		41-40	3.86	142	116	0	0	5	670.2	656	328	288	78	19	184	552	31	7.4	.253

HEIGHT: 6-1
WEIGHT: 210
SIGNED BY: Jack Powell
HOW OBTAINED: Selected by Twins in lottery round B (74th overall) in 2016 First-Year Player Draft.

BATS: L
THROWS: L
SCHOOL: Salem High School (GA)

BORN: 8/16/1998 in Silver Springs, MD
RESIDES: Conyers, GA

2019: Played 29 games with Single-A Ft. Myers, hitting .214 (25-for-117) with three doubles, three triples, four home runs and nine RBI...ranked 17th out of top 30 prospects in the Twins organization according to MLB.com...**2018:** Led Single-A Cedar Rapids in games played with 113...helped clinch Midwest League Postseason first round victory by going 3-for-4 with a double, RBI and a run in Game 2 over Belo... scored winning run on a walk-off sacrifice fly on April 7 against Quad Cities, which was the first run scored of the season under the new minor league extra inning rule which places a runner on second base to start the 10th inning...**2017:** Began season with Rookie GCL Twins...transferred to Rookie Elizabethton July 20 and finished season with the E-Twins...hit .389 (35-for-90) with 16 extra-base hits and 13 RBI in 24 August games to be named the MLB.com Appalachian League Player of the Month...named a *Baseball America* Rookie All-Star and MLB.com Twins Organization All-Star following the season...**2016:** Began career with GCL Twins...on Injured List July 12-20...**PERSONAL:** Was rated the 63rd-best prospect by *Baseball America* and the 72nd-best prospect by MLB.com entering the 2016 draft...in 2015, was a Perfect Game Underclass High Honorable Mention...in 2016, was named a Rawlings-Perfect Game Second-Team All-American, and named to the Southeast - All Region First-Team.

YEAR	TEAM	AVG	G	AB	R	H	2B	3B	HR	RBI	SH	SF	HB	BB	SO	SB	CS	OBP	OPS
2016	GCL Twins	.178	38	107	15	19	0	2	2	15	0	1	1	18	36	8	1	.299	.570
2017	GCL Twins	.267	20	75	18	20	4	3	1	10	0	0	2	9	13	4	0	.360	.800
	Elizabethton	.357	33	126	39	45	15	2	3	19	0	1	3	27	19	5	4	.478	1.057
2018	Cedar Rapids	.243	113	437	83	106	22	11	11	40	2	3	1	74	124	24	5	.351	.770
2019	Ft. Myers	.214	29	117	15	25	3	3	4	9	0	1	1	12	39	6	2	.290	.683
Minor League Totals		.249	233	862	170	215	44	3	4	9	2	6	8	140	231	47	12	.357	.800

BAEZ, LOUIS MANUEL

OUTFIELDER

HEIGHT: 5-11

BATS: R

BORN: 11/23/2000 in San Cristobal, DR

WEIGHT: 170

THROWS: R

RESIDES: San Cristobal, DR

SIGNED BY: Luis Lahara

SCHOOL: --

HOW OBTAINED: Signed as an undrafted free agent on July 2, 2017.

2019: Split the season between DSL Twins and GCL Twins, hitting .290 (40-for-138) with five doubles, four triples, five home runs and 14 RBI in 45 games. **2018:** Began professional career with the DSL Twins, played in 50 games and hit .188 (19-for-101) with 23 runs scored, two doubles, one triple, 12 RBI, 14 walks and 14 stolen bases.

YEAR	TEAM	AVG	G	AB	R	H	2B	3B	HR	RBI	SH	SF	HB	BB	SO	SB	CS	OBP	OPS
2018	DSL Twins	.188	50	101	23	19	2	1	1	12	1	1	6	14	22	14	3	.320	.577
2019	DSL Twins	.307	40	127	35	39	5	4	5	14	0	0	5	24	27	16	3	.433	.961
	GCL Twins	.091	5	11	1	1	0	0	0	0	0	0	0	5	1	0	0	.091	.182
Minor League Totals		.247	95	239	59	59	7	5	6	26	1	1	11	38	54	31	6	.372	.766

BALAN, PETRU VALENTINOVICH

PITCHER

HEIGHT: 6-0

BATS: L

BORN: 2/22/1996 in Tiraspol, Moldova

WEIGHT: 185

THROWS: L

RESIDES: Tiraspol, Moldova

SIGNED BY: Glenn Godwin

SCHOOL: --

HOW OBTAINED: Signed as an undrafted free agent, November 11, 2016.

2019: Split the season between GCL Twins and Cedar Rapids, going 1-0 with a 8.25 ERA (12.0 IP, 11 ER) with 10 walks and 17 strikeouts in nine games. **2018:** Did not allow a run in his first six appearances (7.0 IP) with seven strikeouts and allowed only six earned runs over 16 appearances (23.0 innings) overall. **2017:** Began his professional career with the GCL Twins. **2016:** Invited to play for the European All-Star team, a spring training tournament in Florida along with eight other countries...signed as an undrafted free agent with the Twins November 11. **PERSONAL:** Is the second player ever to sign from Moldova, his brother Vadim was the first in 2015...Vadim played two seasons in the Twins' system...represented the Moldova National Team in the European Championships in Poland from 2007-09...attended the MLB European Academy in 2012, 2014 and 2015.

YEAR	TEAM	W-L	ERA	G	GS	CG	SH	SV	IP	H	R	ER	HR	HB	BB	SO	WP	K/9	BAA
2017	GCL Twins	1-3	7.23	9	5	0	0	1	23.2	27	22	19	0	5	19	23	4	8.7	.290
2018	GCL Twins	1-3	2.35	16	0	0	0	1	23.0	21	9	6	0	1	18	22	1	8.6	.247
2019	GCL Twins	1-0	9.28	8	0	0	0	0	10.2	12	11	11	0	1	8	15	1	12.7	.286
	Cedar Rapids	0-0	0.00	1	0	0	0	0	1.1	1	3	0	0	0	2	2	0	13.5	.167
Minor League Totals		3-6	5.52	34	5	0	0	2	58.2	61	45	36	0	7	47	62	6	9.5	.270

BALAZOVIC, JORDAN BLAKE

PITCHER

HEIGHT: 6-5

BATS: R

BORN: 9/17/1998 in Oakville, Ontario, CAN

WEIGHT: 215

THROWS: R

RESIDES: Mississauga, Ontario, CAN

SIGNED BY: Walt Burrows

SCHOOL: St. Martin Secondary School (CAN)

HOW OBTAINED: Selected by Twins in 5th round of 2016 First-Year Player Draft.

2020: Entered the season ranked as the fifth-best prospect in the Twins farm system by *Baseball America*...also ranked as the 86th-best prospect in baseball by MLB Pipeline...**2019:** Split the season between Single-A Cedar Rapids and Single-A Ft. Myers, going 8-5 with a 2.69 ERA (93.2 IP, 28 ER) with 25 walks and 129 strikeouts in 19 games (18 starts)...ranked fourth out of top 30 prospects in the Twins organization, per MLB.com...his 129 strikeouts ranked third in the organization...recorded a career-high 12 strikeouts on May 13 vs. Bradenton, his fourth career double-digit strikeout game...**2018:** Struck out 11 on June 11 against Wisconsin, allowing one run on three hits over 7.0 innings and earning his first win of the season...named Midwest League Pitcher of the Week for the week of June 25-July 1 after winning his only start against Burlington, striking out 10 over 6.1 shutout innings. **2016:** Began professional career with GCL Twins making two relief appearances before finishing season with six starts. **PERSONAL:** Name pronounced BAL-uh-ZAH-vick...as ranked as the highest prep school Canadian and the 134th best prospect in the draft by *Baseball America*, and also as the 127th overall prospect by MLB.com...played for the Canadian Junior National Team and tossed 9.0 scoreless innings with three hits allowed, no walks and eight strikeouts in a two-game trip to the Dominican Republic in 2016...was named the Rawlings-Perfect Game All-Region selection from the Canada/Puerto Rico region in 2016...in 2015, he earned All-Tournament honors at the Perfect Game World Wood Bat Championship after tossing a complete game allowing two walks and six hits with five strikeouts...grandfather Joe Balazovic played two seasons in the Cleveland system, including making his professional debut in 1957 with the Fargo-Moorhead Twins

YEAR	TEAM	W-L	ERA	G	GS	CG	SH	SV	IP	H	R	ER	HR	HB	BB	SO	WP	K/9	BAA
2016	GCL Twins	2-1	1.97	8	6	0	0	1	32.0	26	9	7	0	7	5	16	0	4.5	.217
2017	GCL Twins	1-3	4.91	10	3	0	0	0	40.1	47	25	22	5	2	20	29	1	6.5	.297
2018	Cedar Rapids	7-3	3.94	12	11	0	0	0	61.2	54	27	27	5	3	18	78	6	11.4	.233
2019	Cedar Rapids	2-1	2.18	4	4	0	0	0	20.2	15	7	5	1	1	4	33	0	14.4	.195
	Ft. Myers	6-4	2.84	15	14	0	0	0	73.0	52	25	23	3	5	21	96	0	11.8	.193
Minor League Totals		18-12	3.32	49	38	0	0	1	227.2	194	93	84	14	18	68	252	7	10.0	.226

BANKS, ALEX

PITCHER

HEIGHT: 6-2

BATS: R

BORN: 10/7/2000 Montecristi, DR

WEIGHT: 160

THROWS: R

RESIDES: Montecristi, DR

SIGNED BY: Manuel Luciano

HOW OBTAINED: Signed as an undrafted free agent, on May 8, 2018.

2019: Earned his high school equivalency diploma on January 30 after a two-year course of study to become part of the first graduating class of the Twins' baseball academy in the Dominican Republic...received a 72-game suspension on June 1 and was reinstated August 25. **2018:** Played in 10 games with the DSL Twins and went 1-1 with an 8.59 ERA (14.2 IP, 14 ER) and nine walks and 13 strikeouts.

YEAR	TEAM	W-L	ERA	G	GS	CG	SH	SV	IP	H	R	ER	HR	HB	BB	SO	WP	K/9	BAA
2018	DSL Twins	1-1	8.59	10	2	0	0	0	14.2	20	15	14	1	3	9	13	3	8.0	.317
2019									DID NOT PLAY - SUSPENSION										
Minor League Totals		1-1	8.59	10	2	0	0	0	14.2	20	15	14	1	3	9	13	3	8.0	.317

MINOR LEAGUES

BANUELOS, DAVID CLEMENTE

CATCHER

HEIGHT: 6-0
WEIGHT: 205

BATS: R
THROWS: R
ORIGINALLY DRAFTED BY: Seattle in 5th round of 2017 First-Year Player Draft.

BORN: 10/1/1996 in Ontario, CA
RESIDES: Ontario, CA
SCHOOL: Long Beach State

HOW OBTAINED: Trade with Seattle in exchange for international bonus pool money, December 6, 2017.

2019: Split the season between Single-A Cedar Rapids and Single-A Ft. Myers, playing in 63 games and hitting .177 (37-for-209) with eight doubles, two triples, two home runs and 20 RBI...on the 7-day IL from April 10-April 18 (concussion)...2018: Spent two stints on the 7-day IL from May 28-June 6 (lower back strain) and August 1-14 (concussion)...named the Single-A Cedar Rapids recipient of the Harmon Killebrew award for minor league community service...2017: Began his first professional season with Single-A Everett in the Seattle organization...named the Northwest League Player of the Week July 23, and named to the NWL Midseason All-Star team after hitting .295 (23-for-78) prior to the All-Star break...traded to Minnesota December 6 in exchange for international bonus pool money...AMATEUR CAREER: Attended Long Beach State and was named First Team All-Big West as a junior in 2017...committed just one error behind the plate in his sophomore season, resulting in a .997 fielding percentage...opposing basestealers were just 12-for-31 (38.7%) running against him in 2016...appeared in 18 games, making nine starts, as a true freshman behind the plate in 2015...PERSONAL: Was a three-time All-Sierra League selection at Damien High School in Ontario, CA...was also selected to the San Gabriel Valley Tribune's All-Area First-Team...hit .395 as a senior with four home runs and 24 RBI.

YEAR	TEAM	AVG	G	AB	R	H	2B	3B	HR	RBI	SH	SF	HB	BB	SO	SB	CS	OBP	OPS
2017	Everett	.236	36	127	24	30	8	0	4	26	1	0	2	16	40	1	1	.331	.725
2018	Cedar Rapids	.220	73	259	28	57	14	0	2	22	2	5	1	10	77	1	3	.247	.545
2019	Cedar Rapids	.214	18	56	7	12	4	1	2	9	0	0	0	8	19	1	1	.313	.741
	Ft. Myers	.163	45	153	7	25	4	1	0	11	0	0	4	3	62	1	0	.200	.403
Minor League Totals		.208	172	595	66	124	30	2	8	68	3	5	7	37	198	4	5	.261	.567

BARNES, CHARLES SEGARS [CHARLIE]

PITCHER

SEE PAGE 51

BECHTOLD, ANDREW

INFIELDER

HEIGHT: 6-1
WEIGHT: 185
SIGNED BY: Jack Powell

BATS: R
THROWS: R
SCHOOL: Chipola Junior College (FL)

BORN: 4/18/1996 in Chadds Ford, PA
RESIDES: Chadds Ford, PA

HOW OBTAINED: Selected by Twins in 5th round of 2017 First-Year Player Draft.

2019: Played 125 games between Single-A Cedar Rapids and Single-A Ft. Myers, hitting .261 (103-for-395) with 50 runs scored, 22 doubles, two triples, seven home runs, 63 walks and 51 RBI...set career highs in several categories including: hits, runs scored, doubles, triples, home runs, RBI and walks...2018: Played 106 games with Single-A Cedar Rapids, hitting .216 (79-for-366) with 43 runs scored, 17 doubles, two home runs, 34 RBI and 51 walks...2017: Began professional career with Rookie-Elizabethton...AMATEUR CAREER: Hit .419 (88-for-210) with 16 doubles, 12 home runs, 24 stolen bases and 65 RBI in 60 games for Chipola College in 2017...helped lead Chipola to the 2017 NCAA Division I Baseball World Series championship, going 2-for-5 with a double and two RBI in the championship game...played two seasons at the University of Maryland, including a redshirt freshman season in 2016, and transferred to Chipola for the 2017 season...PERSONAL: Originally selected by Texas in the 37th round of the 2014 Draft, chose to attend the University of Maryland and did not sign...graduate of Garnet Valley High School in Garnet Valley, PA...was the 2014 AAA Pennsylvania Player of the Year and was selected an All-Atlantic Honorable Mention by Perfect Game USA...his father, Scott, played football at Syracuse University and baseball at the University of Delaware...younger brother, Michael, pitches for James Madison University...was rated the fifth-best third baseman in the draft by Baseball America.

YEAR	TEAM	AVG	G	AB	R	H	2B	3B	HR	RBI	SH	SF	HB	BB	SO	SB	CS	OBP	OPS
2017	Elizabethton	.299	43	144	33	43	10	1	2	19	0	3	1	27	40	0	0	.406	.829
2018	Cedar Rapids	.216	106	366	43	79	17	0	2	34	1	1	2	51	115	8	0	.314	.593
2019	Cedar Rapids	.249	66	205	32	51	14	1	5	25	0	2	0	40	69	4	3	.367	.767
	Ft. Myers	.274	59	190	18	52	8	1	2	26	0	3	0	23	52	2	0	.349	.707
Minor League Totals		.249	274	905	126	225	49	3	11	104	1	9	3	141	276	14	3	.349	.595

BECK, TYLER JAMES

PITCHER

HEIGHT: 6-1
WEIGHT: 190
SIGNED BY: Brett Dowdy

BATS: R
THROWS: R
SCHOOL: University of Tampa

BORN: 11/16/1995 in South Bend, IN
RESIDES: South Bend, IN

HOW OBTAINED: Selected by Twins in 30th round of 2019 First-Year Player Draft.

2019: Worked a scoreless inning in his professional debut on June 22 for Single-A Ft. Myers, allowing one hit and striking out one batter...transferred to the GCL Twins on June 24 and made eight appearances there...finished the season with Rookie-Elizabethton...12 of his 18 combined outings lasted more than 1.0 inning...selected in the 30th round of the 2019 draft and signed on June 14...AMATEUR: Pitched three seasons at the University of Tampa, going 3-3 with a 2.89 ERA (65.1 IP, 21 ER) in 33 career appearances...previously attended Pasco-Hernando State College and Purdue University...majored in Human Performance at Tampa.

YEAR	TEAM	W-L	ERA	G	GS	CG	SH	SV	IP	H	R	ER	HR	HB	BB	SO	WP	K/9	BAA
2019	Ft. Myers	0-0	0.00	1	0	0	0	0	1.0	1	0	0	0	0	1	0	9.0	.250	
	Elizabethton	1-0	1.23	8	0	0	0	0	14.2	14	2	2	2	1	4	19	4	11.7	.259
	GCL Twins	0-2	5.27	9	0	0	0	1	13.2	16	9	8	0	0	6	23	6	15.1	.276
Minor League Totals		1-2	3.07	18	0	0	0	1	29.1	31	11	10	2	1	10	43	10	13.2	.267

BENNINGHOFF, TYLER JOSEPH

PITCHER

HEIGHT: 6-4
WEIGHT: 180
SIGNED BY: J.R. DiMurcurio

BATS: R
THROWS: R
SCHOOL: Rockhurst High School (MO)

BORN: 9/17/1997 in Kansas City, MO
RESIDES: Ft. Myers, FL

HOW OBTAINED: Selected by Twins in 11th round of 2016 First-Year Player Draft.

2019: Appeared in 11 games with Rookie-Elizabethton, going 2-4 with a 6.28 ERA (38.2 IP, 27 ER), 21 walks and 44 strikeouts in 11 games (8 starts)...2018: First professional season without time on the Injured List...2017: Reinstated from the Injured List August 14 after missing the entire 2016 season...struck out six batters in 4.0 innings across four starts for the GCL Twins...2016: Missed entire season recovering from right elbow surgery (Tommy John)...PERSONAL: Played four years of football and basketball in high school.

BENNINGHOFF, continued...

YEAR	TEAM	W-L	ERA	G	GS	CG	SH	SV	IP	H	R	ER	HR	HB	BB	SO	WP	K/9	BAA
2016																			
DID NOT PLAY - INJURED																			
2017	GCL Twins	0-1	9.00	4	4	0	0	0	4.0	3	4	4	1	0	4	6	0	13.5	.200
2018	GCL Twins	2-2	3.89	10	7	0	0	0	39.1	27	19	17	1	4	26	28	7	6.4	.194
2019	Elizabethton	2-4	6.28	11	8	0	0	0	38.2	41	33	27	4	1	21	44	7	10.2	.272
Minor League Totals		4-7	5.27	25	19	0	0	0	82.0	71	56	48	6	5	51	78	14	8.6	.233

BENTLEY, DENNY

PITCHER

HEIGHT: 6-2 **BATS:** L **BORN:** 5/28/1998 in Williamstown, NJ
WEIGHT: 195 **THROWS:** L **RESIDES:** --
SIGNED BY: Trevor Brown **SCHOOL:** Howard Junior College (TX)
HOW OBTAINED: Selected by Twins in 33rd round of 2018 First-Year Player Draft.

2019: Split the season between Rookie-Elizabethton and Triple-A Rochester, went 2-3 with a 4.15 ERA (39.0 IP, 18 ER), 14 walks and 43 strikeouts in 20 games... transferred to Rochester September 1-2...pitched 2.0 scoreless innings, with one walk and two strikeouts, in his lone outing for the Red Wings. **2018:** Began professional career with the GCL Twins...held opponents scoreless in all but two of his relief appearances; allowed three earned runs on June 28 and two runs on July 26.

YEAR	TEAM	W-L	ERA	G	GS	CG	SH	SV	IP	H	R	ER	HR	HB	BB	SO	WP	K/9	BAA
2018	GCL Twins	1-1	2.60	13	0	0	0	1	17.1	16	6	5	2	1	6	21	3	10.9	.242
2019	Elizabethton	2-3	4.15	19	0	0	0	2	37.0	35	23	18	2	0	13	41	4	10.0	.241
	Rochester	0-0	0.00	1	0	0	0	0	2.0	0	0	0	0	0	1	2	0	9.0	.000
Minor League Totals		3-4	3.67	33	0	0	0	3	56.1	51	29	23	4	1	20	64	7	10.2	.236

BLANCO, LUIS JOSE

PITCHER

HEIGHT: 6-1 **BATS:** R **BORN:** 9/1/2000 in Venezuela
WEIGHT: 170 **THROWS:** R **RESIDES:** Venezuela
SIGNED BY: Marlon Nava **SCHOOL:** --
HOW OBTAINED: Signed as an undrafted free agent, November 27, 2019.

YEAR	TEAM	W-L	ERA	G	GS	CG	SH	SV	IP	H	R	ER	HR	HB	BB	SO	WP	K/9	BAA
2020	DSL Twins	Will be his first professional season																	

BOADAS, MIGUELANGEL NAZARETH

PITCHER

HEIGHT: 6-1 **BATS:** R **BORN:** 12/7/2002 in Venezuela
WEIGHT: 181 **THROWS:** R **RESIDES:** Venezuela
SIGNED BY: -- **SCHOOL:** --
HOW OBTAINED: Signed as an undrafted free agent, July 2, 2019.

YEAR	TEAM	AVG	G	AB	R	2B	3B	HR	RBI	SH	SF	HB	BB	SO	SB	CS	OBP	OPS	
2020	DSL Twins	Will be his first professional season																	

BONILLA, JULIO

PITCHER

HEIGHT: 6-3 **BATS:** R **BORN:** 11/15/2000 in Santo Domingo, DR
WEIGHT: 180 **THROWS:** R **RESIDES:** Santo Domingo, DR
SIGNED BY: Luis Lajara **SCHOOL:** --
HOW OBTAINED: Signed as a minor league free agent on June 1, 2019.

YEAR	TEAM	W-L	ERA	G	GS	CG	SH	SV	IP	H	R	ER	HR	HB	BB	SO	WP	K/9	BAA
2019	DSL Twins	3-2	3.20	11	2	0	0	1	25.1	18	13	9	1	2	12	25	4	8.9	.202
Minor League Totals		3-2	3.20	11	2	0	0	1	25.1	18	13	9	1	2	12	25	4	8.9	.202

BRAY, ADAM

PITCHER

HEIGHT: 6-3 **BATS:** R **BORN:** 4/14/1993 in Minneapolis, MN
WEIGHT: 210 **THROWS:** R **RESIDES:** --
ORIGINALLY DRAFTED BY: Los Angeles-NL in 33rd round of 2015 First-Year Player Draft. **SCHOOL:** South Dakota State
HOW OBTAINED: Trade with Los Angeles-NL, March 30, 2018.

2019: Split the season between Triple-A Rochester and Double-A Pensacola, appearing in 35 games (9 starts) and going 4-4 with a 2.61 ERA (93.0 IP, 27 ER), 26 walks and 83 strikeouts...**2018:** Allowed one earned run through first six appearances (11.2 IP) with four walks and 11 strikeouts...**AMATEUR:** First-Team All-Summit League in 2014 and 2015...named team's Most Valuable Pitcher and recipient of team Captains Award in 2014...Second-Team All-Summit League in 2013...**PERSONAL:** Attended Eden Prairie High School, served as captain in both football and baseball...named to all-tournament team in 2010 after leading Eden Prairie to the state baseball title...earned the win in the 2000 state championship game at Target Field, pitching 5.2 innings...compiled a 14-1 record in 2010 and 2011, going 7-0 with a 1.75 ERA in 2010 and 7-1 in 2011...All-Conference selection as a senior.

YEAR	TEAM	W-L	ERA	G	GS	CG	SH	SV	IP	H	R	ER	HR	HB	BB	SO	WP	K/9	BAA
2015	Orden	2-2	3.86	11	8	0	0	0	35.0	42	22	15	5	0	4	33	0	8.5	.286
2016	Great Lakes	2-0	3.20	15	0	0	0	2	25.1	27	11	9	2	1	4	29	3	10.3	.255
	Rancho Cucamonga	1-0	3.70	19	4	0	0	2	48.2	44	25	20	8	1	7	51	4	9.4	.234
2017	Rancho Cucamonga	7-3	3.79	27	19	1	1	1	129.2	123	64	56	19	1	26	118	2	8.2	.247
	Oklahoma City	0-0	0.00	1	0	0	0	1	3.1	1	0	0	0	0	0	2	0	5.4	.100
2018	Ft. Myers	2-0	1.88	19	0	0	0	2	38.1	35	8	8	3	1	7	40	0	9.4	.241
2019	Pensacola	3-3	2.55	27	4	0	0	1	67.0	56	21	19	1	3	19	66	9	8.9	.230
	Rochester	1-1	2.77	8	5	0	0	0	26.0	20	9	8	4	0	7	17	1	5.9	.213
Minor League Totals		18-9	3.25	126	40	1	1	9	373.1	348	160	135	42	7	74	356	19	8.6	.243

MINOR LEAGUES

BREEK, DONNY

PITCHER

HEIGHT: 6-2
WEIGHT: 205

SIGNED BY: Glenn Godwin

HOW OBTAINED: Signed as an undrafted free agent, September 20, 2017.

BATS: R
THROWS: R
SCHOOL: --

BORN: 11/8/1999 in Amsterdam, NLD
RESIDES: Almere, NLD

2019: His 0.74 ERA (36.1 IP, 3 ER) ranked sixth in the minors and second in the Twins organization (min. 33.0 IP)...2018: Made his professional debut on June 22 for the GCL Twins, pitching 3.0 scoreless innings, with one walk and two strikeouts...AMATEUR: Signed with Minnesota following the U18 Baseball World Cup in Canada, where he went 1-1 with a 1.08 ERA (2 ER in 16.2 IP) in four games (two starts)...also pitched for the Dutch national team at the U15 European Championships in 2013 and the U18 European Championships in 2016.

YEAR	TEAM	W-L	ERA	G	GS	CG	SH	SV	IP	H	R	ER	HR	HB	BB	SO	WP	K/9	BAA
2018	GCL Twins	2-1	2.89	10	8	0	0	0	37.1	26	14	12	0	3	17	41	2	9.9	.197
2019	GCL Twins	1-2	0.74	10	7	0	0	0	36.1	21	10	3	0	6	19	38	2	9.4	.165
Minor League Totals		3-3	1.83	20	15	0	0	0	73.2	47	24	15	0	9	36	79	4	9.7	.181

BRIDWELL, PARKER ALAN

PITCHER

HEIGHT: 6-4
WEIGHT: 185

SIGNED BY: Ernie Jacobs (Baltimore)

DRAFTED: Orioles in 9th round of 2010 First-Year Player Draft.

HOW OBTAINED: Signed as a minor league free agent, January 28, 2020.

BATS: R
THROWS: R
SCHOOL: Hereford High School (TX)

BORN: 8/2/1991 in Hereford, TX
RESIDES: Hereford, TX

2019: Spent season with Triple-A Salt Lake, going 6-6 with an 8.12 ERA (88.2 IP, 80 ER), 44 walks and 79 strikeouts in 22 games (12 starts)...marked first season without an MLB appearance since 2015...on the 7-day IL from Aug. 20-Sept. 13 with a right forearm strain...2018: Limited to 11 games between Los Angeles-AL and Triple-A Salt Lake due to injury...on the 7-day IL with Salt Lake from April 19-May 18 and June 8-end of season...2017: Began season in Baltimore organization; entered season ranked as 21st-best prospect in the Orioles system by *Baseball America*...acquired by Los Angeles-AL on April 17...pitched in two games with Double-A Mobile, before being promoted to Triple-A Salt Lake May 9...earned win in Angels debut (first start of career), May 30 vs. Atlanta (6 IP, 6 H, 3 ER, 1 BB, 4 SO)...led AL rookies with 10 wins...Angels went 17-3 in his starts, the best team record in a rookie's starts since the 1944 St. Louis Cardinals went 18-3 in Ted Wilks' starts...Angels were 9-0 in his road starts; nine-straight road wins to begin a career tied Brooklyn Dodgers' Clem Labine for second longest streak all-time...did not allow an opposing baserunner to steal a base, streak of 20 consecutive starts without a stolen base allowed set club record to start an Angels career (previous was Tommy John - 18 starts in 1982-83)...2016: Made Major League debut with Orioles on Aug. 21 vs. Houston, tossing two innings, allowing a solo homer to Jake Marisnick and striking out two batters...pitched in two games for Baltimore, surrendering five runs on five hits, two home runs, with one walk and three strikeouts across 3.1 innings...went a combined 5-2 with a 3.87 ERA (76.2 IP, 33 ER), 63 strikeouts and 32 walks in 27 games (7 starts) across four minor league levels of the Baltimore system...PROFESSIONAL: Spent first six seasons of his professional career in the Baltimore system...traded to Los Angeles-AL for cash considerations or a player to be named later on April 17, 2017...won Angels BBWAA chapter Rookie of the Year award in 2017...named a 2014 Arizona Fall League Rising Star in 2014 with Glendale...two-time minor league Pitcher of the Week, in the South Atlantic League on Aug. 19, 2013 with Single-A Delmarva and in the Carolina League on May 19, 2014 with Single-A Frederick.

YEAR	TEAM	W-L	ERA	G	GS	CG	SH	SV	IP	H	R	ER	HR	HB	BB	SO	WP	K/9	BAA
2010	Aberdeen	0-0	0.00	2	0	0	0	0	4.0	3	0	0	0	0	1	2	2	4.5	.214
	GCL Orioles	0-0	5.40	2	2	0	0	0	1.2	1	1	1	0	0	3	4	2	21.6	.167
2011	Delmarva	0-3	7.06	5	5	0	0	0	21.2	23	18	17	0	1	13	13	3	5.4	.271
	Aberdeen	2-5	4.53	12	11	0	0	0	53.2	56	32	27	2	3	22	57	4	9.6	.271
2012	Delmarva	5-9	5.98	23	22	1	0	0	114.1	122	82	76	15	15	63	71	15	5.6	.281
2013	Delmarva	8-9	4.73	26	26	0	0	0	142.2	141	86	75	9	9	59	144	8	9.1	.255
2014	Frederick	7-10	4.45	26	26	1	0	0	141.2	123	75	70	11	9	70	142	6	9.0	.234
2015	Bowie	4-5	3.99	18	18	1	0	0	97.0	96	48	43	7	2	38	93	5	8.6	.257
2016	BALTIMORE	0-0	13.50	2	0	0	0	0	3.1	5	5	2	0	1	3	0	8.1	.357	
	Norfolk	1-0	1.80	4	0	0	0	0	10.0	4	2	2	1	0	1	14	1	12.6	.121
	Bowie	1-1	4.53	18	7	0	0	1	55.2	56	33	28	7	3	28	38	1	6.1	.258
	Aberdeen	1-1	5.40	2	0	0	0	0	5.0	2	3	3	1	1	0	4	0	7.2	.118
	GCL Orioles	2-0	0.00	3	0	0	0	0	6.0	3	0	0	0	0	3	7	0	10.5	.150
2017	LOS ANGELES-AL	10-3	3.64	21	20	0	0	0	121.0	115	52	49	19	4	30	73	4	5.4	.252
	Salt Lake	2-3	4.28	6	5	0	0	0	27.1	26	16	13	2	1	8	24	1	7.9	.248
	Norfolk	0-0	18.00	2	0	0	0	0	4.0	10	8	8	3	0	1	6	0	13.5	.476
	Mobile	0-1	2.00	3	3	0	0	0	9.0	9	2	2	2	0	1	7	1	7.0	.257
2018	LOS ANGELES-AL	1-0	17.55	5	1	0	0	0	6.2	14	13	13	5	0	2	3	0	4.1	.438
	Salt Lake	1-1	8.68	6	6	0	0	0	28.0	50	27	27	4	1	9	19	1	6.1	.391
2019	Salt Lake	6-6	8.12	22	12	0	0	1	88.2	128	92	80	18	2	44	79	9	8.0	.335
Major League Totals		11-3	4.60	28	21	0	0	0	131.0	134	70	67	26	4	33	79	4	5.4	.267
Minor League Totals		40-54	5.24	180	143	3	0	2	810.1	853	525	472	82	47	364	724	59	8.0	.270

BRUBAKER, TANNER DAVID

PITCHER

HEIGHT: 6-5
WEIGHT: 210

SIGNED BY: John Leavitt

HOW OBTAINED: Selected by Twins in 11th round of 2019 First-Year Player Draft.

BATS: R
THROWS: R
SCHOOL: UC Irvine (CA)

BORN: 6/18/1998 in Mission Viejo, CA
RESIDES: San Clemente, CA

YEAR	TEAM	W-L	ERA	G	GS	CG	SH	SV	IP	H	R	ER	HR	HB	BB	SO	WP	K/9	BAA
2019																			

DID NOT PLAY - INJURED

CABBAGE, TREY AARON

OUTFIELDER

HEIGHT: 6-3

WEIGHT: 204

SIGNED BY: Alan Sandberg

HOW OBTAINED: Selected by Twins in 4th round of 2015 First-Year Player Draft.

BATS: L

THROWS: R

SCHOOL: Grainger High School (TN)

BORN: 5/3/1997 in Knoxville, TN

RESIDES: Blaine, TN

2019: Split the season between Single-A Cedar Rapids and Single-A Ft. Myers, hitting .239 (84-for-351) with 20 doubles, 15 home runs, 30 walks and 53 RBI in 99 games...2018: Played entire season with Single-A Cedar Rapids, hitting .244 (83-for-340) in 99 games...logged a career-high five RBI on April 16 at Quad Cities, going 3-for-6 with two runs scored, a triple and a home run...2017: Began the season with Rookie-Elizabethton...transferred to Single-A Cedar Rapids July 7 and finished the season with the Kernels...2016: Spent entire season with Rookie-Elizabethton...on Injured List June 23-30 with a back strain...hit first career triple July 30 and followed with first two home runs of career August 1...went 2-for-5 with a triple in two Postseason games...2015: Spent entire season with the GCL Twins as the primary third baseman...PERSONAL: Ranked as the 72nd-best prospect entering the 2015 draft by MLB.com and 111th by *Baseball America*...was a four-year multi-sport athlete in baseball and basketball for Grainger High School...hit .464 with 11 doubles, six triples, eight home runs and 50 RBI as a junior, and also stole 23 bases...on the mound, posted a 2.06 ERA (106 strikeouts)...was named a three-time All-District and All-State player, as well as Freshman of the Year in 2012...played travel ball with the Team Elite Roadrunners and was a 2014 Perfect Game Preseason Championship participant with Team Elite.

YEAR	TEAM	AVG	G	AB	R	H	2B	3B	HR	RBI	SH	SF	HB	BB	SO	SB	CS	OBP	OPS
2015	GCL Twins	.252	33	119	8	30	2	0	0	13	0	1	2	7	37	1	5	.302	.571
2016	Elizabethton	.204	31	98	16	20	5	1	2	8	0	0	2	11	38	2	1	.297	.634
2017	Elizabethton	.240	13	50	10	12	3	1	2	10	0	0	0	11	16	1	0	.377	.837
	Cedar Rapids	.224	47	161	12	36	7	1	2	13	0	2	0	15	57	0	2	.287	.604
2018	Cedar Rapids	.244	99	340	34	83	22	4	8	45	0	3	4	28	119	3	0	.307	.710
2019	Cedar Rapids	.313	18	67	16	21	1	1	6	16	0	0	1	9	20	2	0	.403	1.029
	Ft. Myers	.222	81	284	41	63	19	3	9	37	0	1	3	21	97	5	1	.282	.686
Minor League Totals		.237	322	1119	137	265	59	11	29	142	0	7	12	102	384	14	9	.306	.753

CABEZAS, ANDREW

PITCHER

HEIGHT: 5-10

WEIGHT: 175

SIGNED BY: Freddie Thon

HOW OBTAINED: Selected by Twins in 18th round of 2018 First-Year Player Draft.

BATS: R

THROWS: R

SCHOOL: University of Miami (FL)

BORN: 12/5/1996 Hialeah Gardens, FL

RESIDES: --

SCHOOL: University of Miami (FL)

2019: Spent the entire season with Single-A Cedar Rapids, going 5-7 with a 3.54 ERA (114.1 IP, 45 ER), 40 walks and 90 strikeouts in 23 games (22 starts)...tossed his first career complete-game shutout on July 6 at Quad Cities, allowing one hit and striking out seven batters while walking one...2018: Began professional career with Rookie-Elizabethton...AMATEUR: Went 6-4 with a 3.96 ERA as a junior in 2018 at the University of Miami...held opponents to a .198 average, best among starters on the team...Named ACC Pitcher of the Week for week of April 21 after throwing complete-game shutout vs. Pittsburgh...in 2017, finished with a 2.17 ERA, a bullpen-low...at Coral Gables High School, named first-team All-Dade County in 2015...PERSONAL: Majored in sports administration.

YEAR	TEAM	W-L	ERA	G	GS	CG	SH	SV	IP	H	R	ER	HR	HB	BB	SO	WP	K/9	BAA
2018	Elizabethton	1-3	2.74	11	9	0	0	0	46.0	30	16	14	4	5	14	44	5	8.6	.180
2019	Cedar Rapids	5-7	3.54	23	22	1	1	0	114.1	95	51	45	11	15	40	90	9	7.1	.225
Minor League Totals		6-10	3.31	34	31	1	1	0	160.1	125	95	59	15	20	54	134	14	7.5	.212

CACERES, JIM JOSE

INFIELDER

HEIGHT: 5-11

WEIGHT: 165

SIGNED BY: Jose Leon

HOW OBTAINED: Signed as an undrafted free agent, July 3, 2017.

BATS: S

THROWS: R

SCHOOL: --

BORN: 10/13/2000 in Punto Fijo, VZ

RESIDES: Punto Fijo, VZ

2019: Earned his high school equivalency diploma on January 30 after a two-year course of study to become part of the first graduating class of the Twins' baseball academy in the Dominican Republic...2018: Played for the DSL Twins, in 55 games he hit .265 (49-for-185) with 38 runs, five doubles, seven triples, three home runs, 23 RBI, 27 walks and 15 stolen bases.

YEAR	TEAM	AVG	G	AB	R	H	2B	3B	HR	RBI	SH	SF	HB	BB	SO	SB	CS	OBP	OPS
2018	DSL Twins	.265	55	185	38	49	5	7	3	23	0	2	6	27	29	15	5	.373	.789
2019	GCL Twins	.171	31	87	9	15	2	0	0	7	2	1	3	11	22	4	1	.284	.480
Minor League Totals		.235	86	272	47	64	7	7	3	30	2	3	9	38	51	19	6	.345	.690

CAMARGO, JAIR DAVID

CATCHER

HEIGHT: 5-10

WEIGHT: 150

SIGNED BY: --

HOW OBTAINED: Trade with Los Angeles-NL with RHP Kenta Maeda and cash in exchange for RHP Brusdar Graterol OF Luke Raley and Competitive Balance B Pick in 2020 Draft, February 10, 2020.

BATS: R

THROWS: R

SCHOOL: --

BORN: 7/1/1999 in Barranquilla, COL

RESIDES: --

2019: Spent the season with Single-A Great Lakes in the Midwest League, his first full-season stint in the minors...recorded career highs in runs scored (38), doubles (18), RBI (41) and walks (21), while matching his single-season best in home runs (4)...ranked fifth on the team in doubles...played 65 games at catcher and 11 at third base, his most games played at third in a season in his career...2018: Hit .257 (29-for-113) in 33 games between Rookie-Ogden (18 games) and the AZL Dodgers (15 games)...matched his career high with a seven-game hitting streak from June 28-July 10...had a career-high four-game multi-hit game streak from June 30-July 5, during which he hit .500 (9-for-18) with two runs scored, two doubles, two homers and 14 RBI...recorded a career-high seven RBI (2-for-5, 1 R, 1 2B, 1 HR) July 5 at Grand Junction...overall, batted .356 (16-for-45) with four homers and 17 RBI in 13 games in July...2017: Hit .273 (36-for-132) with 17 runs scored, nine doubles, one triple two homers and 16 RBI on 36 games for the AZL Dodgers...recorded two seven-game hitting streaks (July 7-20, August 12-24), setting and tying his career high...the later streak (Aug. 12-24) began with three consecutive multi-hit games, a span in which he went 8-for-14 (.571)...2016: Began his professional career in the Dominican Summer League, playing 41 games between the DSL Dodgers 1 (5 games) and DSL Dodgers 2 (36 games)...hit safely in each of his first three professional games, going 5-for-12 (.417) with three runs scored, one double and one RBI...stole two bases July 4 at DSL Rojos, his lone career multi-steal game...recorded a career-high four hits on July 28 and again on August 8...PROFESSIONAL: Originally signed by Los Angeles-NL as an undrafted free agent, July 10, 2015.

CAMARGO, continued...

YEAR	TEAM	AVG	G	AB	R	H	2B	3B	HR	RBI	SH	SF	HB	BB	SO	SB	CS	OBP	OPS
2016	DSL Dodgers 2	.259	36	116	15	30	3	3	1	12	2	1	6	6	25	4	2	.326	.688
	DSL Dodgers 1	.200	5	20	1	4	1	0	0	1	0	0	0	0	3	3	1	.200	.450
2017	AZL Dodgers	.273	36	132	17	36	9	1	2	16	0	1	2	5	39	0	1	.307	.709
2018	Ogden	.273	18	66	9	18	2	1	3	18	0	1	1	3	22	1	0	.310	.780
	AZL Dodgers	.234	15	47	4	11	5	0	1	7	0	1	0	0	12	2	0	.229	.633
2019	Great Lakes	.236	79	284	38	67	18	0	4	41	0	4	7	21	91	5	3	.301	.642
Minor League Totals		.250	189	665	84	166	38	5	11	95	2	8	16	35	192	15	7	.300	.671

CAND. YENNIER **PITCHER**

HEIGHT: 6-4		BATS: R		BORN: 3/9/1994 in Havana, Cuba																
WEIGHT: 185		THROWS: R		RESIDES: --																
SIGNED BY: Fred Guerrero		SCHOOL: --		HOW OBTAINED: Signed as an undrafted free agent, July 15, 2019.																
YEAR	TEAM	W-L	ERA	G	GS	CG	SH	SV	IP	H	R	ER	HR	HB	BB	SO	WP	K/9	BAA	
2019	GCL Twins	0-0	13.50	2	0	0	0	0	2.0	1	4	3	0	0	4	2	0	9.0	.143	
	Ft. Myers	0-0	2.77	8	0	0	0	0	2	13.0	9	4	4	2	0	10	13	2	9.0	.196
Minor League Totals		0-0	4.20	10	0	0	0	0	2	15.0	10	8	7	2	0	14	15	2	9.0	.189

CANTERINO, MATTHEW JAMES **PITCHER**

HEIGHT: 6-2		BATS: L		BORN: 12/14/1997 in Southlake, TX															
WEIGHT: 222		THROWS: R		RESIDES: Southlake, TX															
SIGNED BY: Greg Runser		SCHOOL: Rice University		HOW OBTAINED: Selected by Twins in the 2nd round (54th overall) of the 2019 First-Year Player Draft.															
2019: Began professional career at the Rookie level with GCL Twins where he appeared in two games between July 13 and July 19 before being transferred to Single-A Cedar Rapids...made five starts for the Kernels between August 3 and August 20...ranked eighth-best prospect in the Twins farm system by <i>Baseball America</i> .																			
YEAR	TEAM	W-L	ERA	G	GS	CG	SH	SV	IP	H	R	ER	HR	HB	BB	SO	WP	K/9	BAA
2019	GCL Twins	0-0	1.80	2	2	0	0	0	5.0	2	1	1	0	0	1	6	0	10.8	.118
	Cedar Rapids	1-1	1.35	5	5	0	0	0	20.0	6	5	3	0	2	7	25	1	11.3	.091
Minor League Totals		1-1	1.44	7	7	0	0	0	25.0	8	6	4	0	2	8	31	1	11.2	.096

CASANOVA, TREVOR **CATCHER**

HEIGHT: 6-0		BATS: L		BORN: 6/22/1996 in Redondo Beach, CA															
WEIGHT: 200		THROWS: R		RESIDES: --															
SIGNED BY: Seth Moir		SCHOOL: Cal State Northridge		HOW OBTAINED: Selected by Twins in 13th round of 2018 First-Year Player Draft.															
2019: Began the season with Single-A Ft. Myers, going 3-for-11 in three games...transferred to Single-A Cedar Rapids on June 18 and spent the remainder of the year with the Kernels, hitting .206 (36-for-175) with 20 runs scored, 10 doubles, four homers, 23 RBI and 21 walks in 55 games... 2018: Began professional career with Rookie-Elizabethton...went 3-for-4 with a double and two runs scored in his first career game and notched at least one hit in 16 of his first 19 games...recorded his first career four-hit game on August 26... AMATEUR: Named Johnny Bench Award finalist for top collegiate catcher in his junior year at Cal State Northridge...named to All-Big West Second Team...led Big West in doubles and finished second in hits (77) and batting average (.345)...at El Camino College in 2017, named Pacific Association Division National Player of the Year, ABCA Southern California Player of the Year, South Coast Conference South Division Player of the Year and ABCA/Rawlings All-America First Team... PERSONAL: Brother, Nick, was drafted by Texas in 2004 First-Year Player Draft.																			
YEAR	TEAM	AVG	G	AB	R	H	2B	3B	HR	RBI	SH	SF	HB	BB	SO	SB	CS	OBP	OPS
2018	Elizabethton	.331	38	145	24	48	14	0	3	17	0	2	2	13	38	2	1	.389	.879
2019	Cedar Rapids	.206	55	175	20	36	10	0	4	23	0	3	1	21	66	1	0	.290	.621
	Ft. Myers	.273	3	11	0	3	1	0	0	0	0	0	0	0	3	0	0	.273	.364
Minor League Totals		.263	96	331	48	87	16	0	7	40	0	5	3	34	107	3	1	.332	.734

CASTRO, WILFRI ANTONIO **CATCHER**

HEIGHT: 5-11		BATS: R		BORN: 3/21/2001 in Santo Domingo, DR															
WEIGHT: 165		THROWS: R		RESIDES: Villa Mella, DR															
SIGNED BY: Fred Guerrero		SCHOOL: --		HOW OBTAINED: Signed as an undrafted free agent, July 3, 2017.															
2019: Earned his high school equivalency diploma on January 30 after a two-year course of study to become part of the first graduating class of the Twins' baseball academy in the Dominican Republic... 2018: Played in 22 games for the DSL Twins, hitting .160 (12-for-75) with 11 runs, two doubles, two RBI, eight walks and three stolen bases.																			
YEAR	TEAM	AVG	G	AB	R	H	2B	3B	HR	RBI	SH	SF	HB	BB	SO	SB	CS	OBP	OPS
2018	DSL Twins	.160	22	75	11	12	2	0	0	2	2	0	5	8	16	3	2	.284	.471
2019	DSL Twins	.196	31	92	9	18	4	0	0	11	0	1	2	23	20	0	1	.364	.604
Minor League Totals		.180	53	167	20	30	6	0	0	13	2	1	7	31	36	3	3	.330	.546

CAUSADO, MOISES

PITCHER

HEIGHT: 6-1

BATS: R

BORN: 1/7/2001 Cantaura, VZ

WEIGHT: 170

THROWS: R

RESIDES: --

SIGNED BY: Marlon Nava

HOW OBTAINED: Signed as an undrafted free agent, March 23, 2018.

YEAR	TEAM	W-L	ERA	G	GS	CG	SH	SV	IP	H	R	ER	HR	HB	BB	SO	WP	K/9	BAA
2018	DSL Twins	0-0	0.00	5	0	0	0	1	5.2	3	0	0	0	0	3	4	0	6.4	.150
2019	DSL Twins	1-2	6.47	20	4	0	0	1	32.0	39	25	21	1	4	19	37	2	10.4	.293
Minor League Totals		1-2	5.50	25	4	0	0	2	37.2	42	25	21	1	4	22	41	2	9.8	.275

CAVACO, KEONI KEALAKEKUA

INFIELDER

HEIGHT: 6-2

BATS: R

BORN: 6/2/2001 in Chula Vista CA

WEIGHT: 195

THROWS: R

RESIDES: Chula Vista, CA

SIGNED BY: John Leavitt

SCHOOL: Eastlake High School (Chula Vista, CA)

HOW OBTAINED: Selected by Twins in 1st Round (13th overall) of 2019 First-Year Player Draft.

2019: Was the Twins' first-round pick (13th overall) in the June draft; signed the day after his birthday (June 3rd)...made his professional debut on June 24 for the GCL Twins, singling in the ninth inning for his first career hit...ranked as the best infield arm in the Twins minor league system by *Baseball America*.

YEAR	TEAM	AVG	G	AB	R	H	2B	3B	HR	RBI	SH	SF	HB	BB	SO	SB	CS	OBP	OPS
2019	GCL Twins	.172	25	87	9	15	4	0	1	6	0	0	1	4	35	1	1	.217	.470
Minor League Totals		.172	25	87	9	15	4	0	1	6	0	0	1	4	35	1	1	.217	.470

CESPEDES, RUBEL ESTELYN

INFIELDER

HEIGHT: 6-2

BATS: L

BORN: 8/29/2000 in Azua, DR

WEIGHT: 180

THROWS: R

RESIDES: Azua, DR

SIGNED BY: Daniel Sanchez

HOW OBTAINED: Selected by Twins as an undrafted free agent, April 29, 2019.

YEAR	TEAM	AVG	G	AB	R	H	2B	3B	HR	RBI	SH	SF	HB	BB	SO	SB	CS	OBP	OPS
2019	DSL Twins	.271	42	166	18	45	11	4	1	24	0	1	4	9	32	2	1	.322	.726
Minor League Totals		.271	42	166	18	45	11	4	1	24	0	1	4	9	32	2	1	.322	.726

CHA, ERIK

PITCHER

HEIGHT: 6-2

BATS: L

BORN: 6/19/1997 in Chino Hills, CA

WEIGHT: 190

THROWS: L

RESIDES: --

SIGNED BY: John Leavitt

SCHOOL: Cal State Fullerton

HOW OBTAINED: Selected by Twins in 17th round of 2018 First-Year Player Draft.

2019: Split the season between Rookie-Elizabethton and Single-A Cedar Rapids, going 5-1 with a 2.86 ERA (34.2 IP, 11 ER), 14 walks and 36 strikeouts in 15 games... was on the 7-day IL between August 17 and September 16 with a left forearm strain...2018: Began professional career with the GCL Twins and Rookie-Elizabethton... did not allow an earned run in first six appearances (9.1 IP)...PERSONAL: Majored in business at Cal State Fullerton.

YEAR	TEAM	W-L	ERA	G	GS	CG	SH	SV	IP	H	R	ER	HR	HB	BB	SO	WP	K/9	BAA
2018	GCL Twins	2-0	1.59	13	0	0	0	2	22.2	21	12	4	1	0	4	21	5	8.3	.247
	Elizabethton	0-0	0.00	2	0	0	0	1	3.2	2	1	0	0	0	3	8	2	19.6	.143
2019	Elizabethton	5-1	3.34	13	0	0	0	0	29.2	37	19	11	1	0	14	32	4	9.7	.301
	Cedar Rapids	0-0	0.00	2	0	0	0	1	5.0	2	0	0	0	0	4	0	7.2	.125	
Minor League Totals		7-1	2.21	30	0	0	0	3	61.0	62	32	15	2	0	21	65	11	9.6	.261

CHACÍN, JHOULYS JOSÉ

PITCHER

SEE PAGES 63-65

CHESHIRE, JONATHAN CALLAHAN

PITCHER

HEIGHT: 6-1

BATS: L

BORN: 11/15/1994 in Grand Rapids, MI

WEIGHT: 185

THROWS: R

RESIDES: Cypress, TX

SIGNED BY: --

SCHOOL: Davenport University (MI)

ORIGINALLY DRAFTED BY: Toronto in 36th round of the 2017 First-Year Player Draft.

HOW OBTAINED: Signed as a minor league free agent, July 26, 2019, from Somerset Patriots (IND).

2019: Began the season in the Toronto organization, appearing in 14 games across three levels...released on June 10 and signed with independent Somerset Patriots (Atlantic League)...posted a 0.55 ERA (16.1 IP, 1 ER) in 15 appearances for the Patriots prior to signing with Minnesota on July 26...finished the season with Double-A Pensacola, where he did not allow a run in 10 outings, spanning 13.2 innings...2018: Went 6-1 with a 2.47 ERA (51.0 IP, 14 ER) in 33 games (1 start) for Single-A Dunedin, with 45 strikeouts and 12 walks...made his lone career start on May 15, working 3.0 scoreless innings and allowing two hits and two walks, with two strikeouts...2017: Selected by Toronto in 36th round of the draft and made his professional debut on June 27, with 2.0 scoreless innings for the GCL Blue Jays.

CHESHIRE, continued...

YEAR	TEAM	W-L	ERA	G	GS	CG	SH	SV	IP	H	R	ER	HR	HB	BB	SO	WP	K/9	BAA
2017	GCL Blue Jays	2-0	1.40	13	0	0	0	6	19.1	9	4	3	1	2	1	25	0	11.6	.136
	Bluefield	0-0	1.80	3	0	0	0	0	5.0	1	1	1	1	0	0	6	0	10.8	.063
2018	Dunedin	6-1	2.47	33	1	0	0	0	51.0	42	19	14	2	6	12	45	3	7.9	.221
2019	Dunedin	2-0	2.84	4	0	0	0	1	6.1	6	2	2	0	0	4	4	0	5.7	.261
	New Hampshire	1-1	4.63	6	0	0	0	0	11.2	16	8	6	1	0	2	7	0	5.4	.320
	Buffalo	0-0	2.16	4	0	0	0	0	8.1	6	2	2	0	2	3	4	1	4.3	.207
	Pensacola	1-0	0.00	10	0	0	0	5	13.2	9	0	0	0	1	4	14	2	9.2	.184
Minor League Totals		12-2	2.18	73	1	0	0	12	115.1	89	36	28	5	11	26	105	6	8.2	.245

CLAY, SAMUEL THOMAS [SAM]

PITCHER

SEE PAGE 67

COLINA, EDWAR OSNEL DE LA CRUZ

PITCHER

SEE PAGE 71

CONTRERAS, MARK

OUTFIELDER

HEIGHT: 6-0 **BATS:** L **BORN:** 1/24/1995 in Moreno Valley, CA
WEIGHT: 195 **THROWS:** R **RESIDES:** Moreno Valley, CA
SIGNED BY: John Leavitt **SCHOOL:** University of California Riverside
HOW OBTAINED: Selected by Twins in 9th round of 2017 First-Year Player Draft.

2019: Won a Rawlings MiLB Gold Glove...did not commit an error in 784.1 innings in the outfield during Single-A Ft. Myers and Double-A Pensacola...has committed just five errors in three minor league seasons, spanning 1920.0 innings (.992 fielding pct.). **2018:** Had a 10-game hitting streak from May 19-June 2, hitting .297 (11-for-37) over the streak. **2017:** Began professional career with Rookie-Elizabethton...**AMATEUR CAREER:** Finished second in the Big West with a .366 batting average, third with a .427 on base percentage, fifth with a .558 slugging percentage, and first in triples his senior season at UC Riverside in 2017...his average was the highest for a member of the Highlanders since the NCAA changed the composition of the bats in 1999...also tied the NCAA record for most triples in a single game, legging out three in UC Riverside's road win at San Diego State on April 25. **PERSONAL:** A four-year letterwinner at Canyon Springs High School in Moreno Valley, CA...won the Inland Empire Championship all four years and received the Defensive Player MVP award in 2010...in 2011 and 2012 was named All-League First-Team as a third baseman and a First-Team All-League as a shortstop in 2013.

YEAR	TEAM	AVG	G	AB	R	H	2B	3B	HR	RBI	SH	SF	HB	BB	SO	SB	CS	OBP	OPS
2017	Elizabethton	.275	43	171	27	47	9	2	4	24	0	2	4	8	52	5	1	.319	.740
2018	Cedar Rapids	.440	7	25	4	11	3	0	0	5	1	0	0	2	7	1	0	.481	1.041
	Ft. Myers	.212	97	335	60	71	15	4	9	39	2	2	9	35	92	12	9	.302	.663
2019	Ft. Myers	.101	27	79	7	8	3	0	0	6	0	2	4	12	23	5	0	.247	.387
	Pensacola	.247	85	281	35	59	12	3	10	33	2	3	5	23	93	9	8	.271	.599
Minor League Totals		.220	259	891	133	196	42	9	23	107	5	9	22	80	267	32	18	.297	.662

CORPORAN, OSCAR RAFAEL

PITCHER

HEIGHT: 6-5 **BATS:** R **BORN:** 10/4/2000 in Mao, DR
WEIGHT: 220 **THROWS:** R **RESIDES:** Mao, DR
SIGNED BY: Manuel Luciano **SCHOOL:** --
HOW OBTAINED: Signed as a minor league free agent on May 30, 2019.

YEAR	TEAM	W-L	ERA	G	GS	CG	SH	SV	IP	H	R	ER	HR	HB	BB	SO	WP	K/9	BAA
2019	DSL Twins	0-0	27.00	2	0	0	0	0	1.1	3	8	4	0	1	7	1	1	6.8	.375
Minor League Totals		0-0	27.00	2	0	0	0	0	1.1	3	8	4	0	1	7	1	1	6.8	.375

COULOMBE, DANIEL PAUL [DANNY]

PITCHER

SEE PAGES 72-73

CRAIG, ALEC

INFIELDER

HEIGHT: 5-9 **BATS:** L **BORN:** 8/28/1996 in Sicklerville, NJ
WEIGHT: 160 **THROWS:** R **RESIDES:** Sicklerville, NJ
SIGNED BY: -- **SCHOOL:** Chestnut Hill, PA
HOW OBTAINED: Signed as an undrafted free agent July 9, 2019.

YEAR	TEAM	AVG	G	AB	R	H	2B	3B	HR	RBI	SH	SF	HB	BB	SO	SB	CS	OBP	OPS
2019	GCL Twins	.235	30	81	18	19	1	0	0	6	0	1	0	26	16	3	0	.417	.664
Minor League Totals		.235	30	81	18	19	1	0	0	6	0	1	0	26	16	3	0	.417	.664

CRONIN, JOSEPH PATRICK [JOE]

INFIELDER

HEIGHT: 5-10 **BATS:** R **BORN:** 5/15/1994 in Manchester, CT
WEIGHT: 185 **THROWS:** R **RESIDES:** Scarborough, ME
SIGNED BY: John Wilson **SCHOOL:** Boston College (MA)
HOW OBTAINED: Selected by Twins in 34th round of 2016 First-Year Player Draft.

2019: Split the season between Single-A Cedar Rapids and Double-A Pensacola, hitting a combined .206 (53-for-257) with 43 runs scored, seven doubles, five triples, six home runs, 22 RBI and 40 walks in 87 games...**2016:** Began professional career with GCL Twins...**PERSONAL:** Attended Boston College for four years...named to the New England Intercollegiate Baseball Association (NEIBA) All-New England Second Team as a senior in 2016...that season, started all 57 games for the Eagles, 24 at first base, 32 at third and one in left field...recorded a .267 batting average with a team-high .429 slugging percentage...led the Eagles with 36 RBIs, three triples, four home runs and 90 total bases...finished career at BC hitting .246 (180-for-731) with 52 doubles, six triples, nine home runs, 88 RBI and a school-record 114 walks...graduate of Scarborough (ME) High School where he was All-State as a senior... named to the 2012 Rawlings-Perfect Game Preseason Northeast Region All High School Senior Second Team...also played hockey.

YEAR	TEAM	AVG	G	AB	R	H	2B	3B	HR	RBI	SH	SF	HB	BB	SO	SB	CS	OBP	OPS
2016	GCL Twins	.198	24	81	6	16	1	0	1	7	1	1	5	9	17	7	3	.313	.560
2017	Cedar Rapids	.195	48	159	23	31	6	2	4	12	2	1	4	27	51	1	2	.325	.658
	Ft. Myers	.333	1	3	0	1	0	0	0	0	0	0	0	0	1	0	0	.333	.666
2018	Ft. Myers	.228	68	206	37	47	8	1	5	23	1	2	6	32	66	4	2	.346	.695
	Chattanooga	.115	9	26	3	3	0	0	0	0	0	0	2	4	11	0	0	.281	.397
2019	Cedar Rapids	.346	8	26	6	9	2	2	1	3	0	0	1	2	8	0	0	.414	1.106
	Pensacola	.190	79	231	37	44	5	3	5	19	2	2	7	38	78	9	2	.320	.623
Minor League Totals		.206	237	732	112	151	22	8	16	64	6	6	25	112	232	21	9	.329	.653

CRUZ, STEVEN ADALBERTO

PITCHER

HEIGHT: 6-2 **BATS:** R **BORN:** 6/15/1999 in Tenares, DR
WEIGHT: 185 **THROWS:** R **RESIDES:** Tenares, DR
SIGNED BY: Fred Guerrero **SCHOOL:** --
HOW OBTAINED: Signed as an undrafted free agent, March 20, 2017.

YEAR	TEAM	W-L	ERA	G	GS	SH	SV	IP	H	R	ER	HR	HB	BB	SO	WP	K/9	BAA	
2017	DSL Twins	4-0	3.68	16	3	0	0	1	29.1	26	14	12	0	2	14	26	3	8.0	.241
2018	GCL Twins	1-3	3.12	13	2	0	0	2	26.0	14	12	9	0	5	24	33	11	11.4	.156
2019	Elizabethton	1-0	2.90	17	0	0	0	1	31.0	22	12	10	1	2	23	48	5	13.9	.198
Minor League Totals		6-3	3.23	46	5	0	0	4	86.1	62	38	31	1	9	61	107	19	11.2	.201

CUTURA, ANDRO THOMAS

PITCHER

HEIGHT: 6-0 **BATS:** R **BORN:** 8/22/1993 in Slidell, LA
WEIGHT: 195 **THROWS:** R **RESIDES:** Pearl River, LA
SIGNED BY: Greg Runser **SCHOOL:** Southeastern Louisiana University
HOW OBTAINED: Selected by Twins in 6th round of 2014 First-Year Player Draft.

2019: Split the season between Double-A Pensacola and Triple-A Rochester, going 2-4 with a 5.04 ERA (50.0 IP, 28 ER), 14 walks and 35 strikeouts over 15 games (10 starts)...called up to Rochester on June 21 and made his first career Triple-A start that night; returned to Pensacola the next day...placed on the 7-day Injured List July 9 and missed the rest of the season...**2018:** Spent the entire season with Single-A Ft. Myers...appeared in 20 games and started 17, going 4-6 with a 3.65 ERA (101.0 IP, 41 ER), 28 walks and 83 strikeouts...struck out a career-high nine batters in 5.2 innings on June 18...**2017:** Missed entire season on the Injured List, recovering from Tommy John surgery...**2016:** Spent entire season with Single-A Cedar Rapids in the starting rotation until being placed on Injured List from May 13 to the end of the season...**2015:** Spent the entire season with Rookie-Elizabethton in the starting rotation, his first professional action after missing all of 2014...did not allow more than two earned runs in any of his 11 starts, and tossed at least 5.0 innings in nine of the 11 starts...led the E-Twins in ERA and WHIP and was second in innings pitched...**2014:** Missed the entire season due to injury...**PERSONAL:** Last name pronounced chu-THWOR-ah...went 10-2 with three complete games and one shutout while posting a 1.95 ERA (106.0 IP, 23 ER) and striking out 99 compared to 21 walks in 16 starts for Southeastern Louisiana University in 2014...in three seasons for the Lions he combined to go 17-7 with four complete games, one shutout, a 3.00 ERA (215.2 IP, 72 ER), 159 strikeouts and 54 walks in 40 appearances (35 starts)...was named First-Team All-Southland Conference in 2014...pitched for Wareham in the Cape Cod League in 2013, going 2-3, 3.91 ERA (43.2 IP, 19 ER) with 29 strikeouts and 10 walks in nine appearances (7 starts)...is a first generation American, parents are from Bosnia...was a First-Team All-District as a junior and senior at Pearl River (LA) High School...honorably mention All-State as a junior...earned two letters each in baseball and soccer at Pearl River...earned two letters in baseball at Pope John Paul HS in Slidell, LA...member of Mu Alpha Theta, National Honor Society and Beta Club.

YEAR	TEAM	W-L	ERA	G	GS	SH	SV	IP	H	R	ER	HR	HB	BB	SO	WP	K/9	BAA	
2014	DID NOT PLAY - INJURED																		
2015	Elizabethton	3-2	1.34	11	11	0	0	60.2	46	19	9	2	4	15	49	2	7.3	.209	
2016	Cedar Rapids	3-1	5.14	6	6	0	0	28.0	25	17	16	0	3	15	28	6	9.0	.231	
2017	DID NOT PLAY - INJURED																		
2018	Ft. Myers	4-6	3.65	20	17	1	0	101.0	100	46	41	3	5	28	83	12	7.4	.260	
2019	Pensacola	2-4	4.70	14	9	0	0	46.0	55	30	24	3	5	12	35	4	7.3	.291	
	Rochester	0-0	9.00	1	1	0	0	4.0	7	4	4	1	0	2	0	1	0.0	.389	
Minor League Totals		12-13	3.53	52	44	1	0	239.2	233	94	116	8	17	72	195	25	7.3	.253	

DE JESUS, MIGUEL ANGEL

PITCHER

HEIGHT: 6-2 **BATS:** R **BORN:** 9/20/1995 in Santo Domingo Centro, DR
WEIGHT: 175 **THROWS:** R **RESIDES:** Santo Domingo Norte, DR
SIGNED BY: Fred Guerrero **SCHOOL:** --
HOW OBTAINED: Signed as an undrafted free agent, July 2, 2014.

2016: Split season between Rookie-Elizabethton and GCL Twins...tossed 16.1 scoreless innings in three starts July 14-26 with the GCL Twins...transferred to E-Town August 5...received a no-decision in only Postseason start September 3, giving up three runs on four hits in 5.0 innings...held opposing right-handers to a .094 average.

MINOR LEAGUES

DE JESUS, continued...

YEAR	TEAM	W-L	ERA	G	GS	CG	SH	SV	IP	H	R	ER	HR	HB	BB	SO	WP	K/9	BAA
2015	DSL Twins	6-6	4.30	18	7	0	0	1	58.2	62	34	28	2	4	11	58	12	8.9	.265
2016	GCL Twins	3-1	2.06	7	7	0	0	0	35.0	23	8	8	2	1	11	34	2	8.7	.183
	Elizabethton	0-2	3.00	4	4	0	0	0	18.0	14	8	6	1	2	8	13	2	6.5	.222
2017		DID NOT PLAY - INJURED (right elbow sprain)																	
2018		DID NOT PLAY - INJURED (right elbow sprain)																	
2019		DID NOT PLAY - INJURED (right UCL surgery w/ setback)																	
Minor League Totals		9-9	3.39	29	18	0	0	1	111.2	99	50	42	5	7	30	105	16	8.5	.234

DAAL, CALTEN (CARLTON ARRON) INFIELDER

HEIGHT: 6-1 **BATS:** R **BORN:** 8/1/1993 in Willemsted, Curaçao, Netherlands Antilles
WEIGHT: 180 **THROWS:** R **RESIDES:** Willemsted, Curaçao, Netherlands Antilles
SIGNED BY: Jim Stoeckel (Cincinnati) **SCHOOL:** --
HOW OBTAINED: Signed as a minor league free agent, January 22, 2020.

2019: Spent season with Double-A Chattanooga, hitting .301 (84-for-279) with 27 runs scored, seven doubles, three triples and 32 RBI in 82 games, his most in a season since 2015...matched career high with three RBI on June 7, set new career high with four hits on Aug. 18...**2018:** Began the year on the Injured List, reinstated May 18 and appeared in just four games for Single-A Daytona before being placed back on the IL with right shoulder inflammation; missed rest of the year...**2017:** Missed entire season with right shoulder injury...**2016:** Limited to 40 games due to injury, had three stints on the Injured List (April 8-26, June 3-14, July 9-end of season)...hit .310 (36-for-116) with 15 runs scored, three doubles, one triple, one home run, six RBI and five stolen bases...**2015:** Appeared in a career-high 112 games for Single-A Daytona...hit by a pitch on Aug. 19 and did not play for rest of season due to facial bone fracture...**2014:** Hit .296 (102-for-345) with 46 runs scored, a career-high 10 doubles, three triples, one home run and 29 RBI in 46 games for Single-A Dayton, in his first full season...named Midwest League Midseason All-Star...on the IL from July 27-end of season (sprained left wrist)...**2013:** Made professional debut on July 31 for AZL Reds, went 1-for-2 with one run scored and one RBI in his first game...**PERSONAL:** Legal first name is Carlton, but prefers nickname Calten...from the same town as Didi Gregorius.

YEAR	TEAM	AVG	G	AB	R	H	2B	3B	HR	RBI	SH	SF	HB	BB	SO	SB	CS	OBP	OPS
2013	Billings	.224	15	49	4	11	1	0	0	4	1	0	0	3	13	2	0	.269	.514
	AZL Reds	.143	6	21	3	3	0	0	0	3	0	0	0	1	6	0	0	.182	.325
2014	Dayton	.296	95	345	46	102	10	3	1	29	5	0	1	19	60	13	3	.334	.685
2015	Daytona	.270	112	381	38	103	6	0	0	30	6	4	3	21	61	21	5	.311	.597
2016	Pensacola	.310	40	116	15	36	3	1	1	6	1	0	1	9	26	5	1	.365	.744
2017		DID NOT PLAY - INJURED (right shoulder capsulitis)																	
2018	Daytona	.333	4	15	3	5	1	0	0	0	0	0	0	3	0	0	0	.333	.733
2019	Chattanooga	.301	82	279	27	84	7	3	0	32	2	1	0	9	52	5	3	.322	.669
Minor League Totals		.285	354	1206	136	344	28	7	2	104	15	5	5	62	221	46	12	.322	.647

DE LA CRUZ, YEREMI CATCHER

HEIGHT: 5-11 **BATS:** R **BORN:** 7/15/1997 in Santo Domingo Este, DR
WEIGHT: 185 **THROWS:** R **RESIDES:** Santo Domingo Este, DR
SIGNED BY: Fred Guerrero **SCHOOL:** --
HOW OBTAINED: Signed as an undrafted free agent, September 15, 2015.

2020: Earned his high school equivalency diploma on January 29 after a two-year course of study to become part of the second graduating class of the Twins' baseball academy in the Dominican Republic...**2019:** Spent the season with Rookie-Elizabethton...played in eight games and hit .222 (6-for-27) with two doubles, six RBI and five walks...placed on the 7-day Injured List between July 18-September 16, missing the rest of the season...**2018:** Played in two games (6-for-8, HR, 9 RBI) before landing on the 60-day Injured List with a left fifth digit fracture...**2017:** Spent entire season with DSL Twins...on Injured List June 3-July 6 with a left oblique strain.

YEAR	TEAM	AVG	G	AB	R	H	2B	3B	HR	RBI	SH	SF	HB	BB	SO	SB	CS	OBP	OPS
2016	DSL Twins	.244	38	135	19	33	6	1	3	21	0	3	2	9	25	1	1	.295	.665
2017	DSL Twins	.286	24	77	12	22	5	1	2	15	0	1	0	9	15	1	4	.356	.811
2018	GCL Twins	.750	2	8	3	6	3	0	1	9	0	0	0	0	0	0	0	.750	2.250
2019	Elizabethton	.222	8	27	0	6	2	0	0	6	0	0	0	5	8	0	0	.344	.640
Minor League Totals		.271	72	247	34	67	16	2	6	51	0	4	2	23	48	2	5	.333	.758

DE LA TORRE, RICARDO (RICKY) INFIELDER

HEIGHT: 6-2 **BATS:** R **BORN:** 1/21/1999 in Juana Diaz, PR
WEIGHT: 204 **THROWS:** R **RESIDES:** Juana Diaz, PR
SIGNED BY: Freddie Thon **SCHOOL:** Puerto Rico Baseball Academy
HOW OBTAINED: Signed as an undrafted free agent, June 22, 2017.

2019: Matched his single-game career highs with three hits and two doubles June 20 at Peoria...**2018:** With Rookie-Elizabethton, recorded multiple hits in three consecutive games Aug. 7-9, a career-long streak...**PERSONAL:** Rated by *Baseball America* as the 45th best prep prospect entering the 2017 draft...was named a 2017 Rawlings-Perfect Game First-Team All-American and to the Canada/Puerto Rico All Region First-Team...attended the Puerto Rico Baseball Academy in Guarabo, PR...committed to Auburn University before signing with the Twins.

YEAR	TEAM	AVG	G	AB	R	H	2B	3B	HR	RBI	SH	SF	HB	BB	SO	SB	CS	OBP	OPS
2017	GCL Twins	.268	42	153	25	41	3	1	3	12	0	0	1	16	39	5	6	.341	.701
2018	Elizabethton	.254	49	169	25	43	10	1	4	18	0	1	4	15	52	1	0	.328	.724
2019	Elizabethton	.156	10	32	0	5	1	0	0	0	0	0	2	6	15	0	1	.325	.513
	Cedar Rapids	.173	33	104	10	18	2	1	2	10	0	1	3	10	38	0	0	.263	.532
Minor League Totals		.234	134	458	60	107	16	3	9	40	0	2	10	47	144	6	7	.317	.658

DE LA TRINIDAD, ERNIE

OUTFIELDER

HEIGHT: 5-9
WEIGHT: 165

BATS: L
THROWS: L

BORN: 1/3/1996 in Phoenix, AZ
RESIDES: --
SCHOOL: University of Nevada, Las Vegas

ORIGINALLY DRAFTED BY: Arizona in 19th round of 2017 First-Year Player Draft.

HOW OBTAINED: Trade with Arizona with OF Gabriel Maelcel and RHP Jhoan Duran in exchange for IF Eduardo Escobar, July 27, 2018.

2019: Split the season between Single-A Ft. Myers and Double-A Pensacola, hitting .228 (69-for-303) with 33 runs scored, seven doubles, three triples, five home runs, 31 walks and 32 RBI in 95 games combined...**2018:** Traded from Arizona to Minnesota with Jhoan Duran and Gabriel Maelcel in exchange for Eduardo Escobar, was assigned to Single-A Ft. Myers...spent most of the season with Single-A Kane County...named a Midwest League Postseason All-Star...was named Midwest League Player of the Week for June 25-July 1, hitting .435 (10-for-23) with three home runs, eight runs scored and seven RBI...**2017:** Began professional career with Rookie Missoula...**AMATEUR:** Transferred to UNLV after one year at Central Arizona College, named a NCAA Division II All-American in 2016...named to All-Arizona Community College Athletic Conference First Team and earned all-region first team honors...at Mountain Pointe High School (AZ), won state titles in baseball and football.

YEAR	TEAM	AVG	G	AB	R	H	2B	3B	HR	RBI	SH	SF	HB	BB	SO	SB	CS	OBP	OPS
2017	Missoula	.297	50	192	39	57	10	8	5	25	1	1	7	21	36	4	4	.385	.895
2018	Kane County	.311	91	312	52	97	13	2	8	56	0	9	9	45	48	6	7	.403	.845
	Ft. Myers	.303	27	89	13	27	2	0	1	12	1	3	1	9	17	1	4	.363	.722
2019	Ft. Myers	.243	55	181	24	44	5	2	3	20	0	2	4	14	36	0	0	.308	.651
	Pensacola	.205	40	122	9	25	2	1	2	12	1	3	3	17	32	0	3	.310	.597
Minor League Totals		.279	263	896	137	250	32	13	19	125	3	19	24	106	169	11	18	.364	.771

DIAZ, RHODERY

OUTFIELDER

HEIGHT: 5-11
WEIGHT: 170

BATS: S
THROWS: R

BORN: 9/12/2001 in Moca, DR
RESIDES: Moca, DR

SIGNED BY: --

SCHOOL: --

HOW OBTAINED: Signed as an undrafted free agent, July 5, 2018.

YEAR	TEAM	AVG	G	AB	R	H	2B	3B	HR	RBI	SH	SF	HB	BB	SO	SB	CS	OBP	OPS
2019	DSL Twins	.319	41	144	21	46	5	6	1	15	0	3	5	18	26	7	3	.406	.864
Minor League Totals		.319	41	144	21	46	5	6	1	15	0	3	5	18	26	7	3	.406	.864

DUM, BENJAMIN EARL

PITCHER

HEIGHT: 6-0
WEIGHT: 215

BATS: L
THROWS: R

BORN: 9/30/1996 in Elliottsburg, PA
RESIDES: --

SIGNED BY: --

SCHOOL: Virginia Commonwealth University

HOW OBTAINED: Signed as an undrafted free agent, August 2, 2019.

YEAR	TEAM	W-L	ERA	G	GS	CG	SH	SV	IP	H	R	ER	HR	HB	BB	SO	WP	K/9	BAA
2019	Elizabethton	4-2	3.21	8	0	0	0	0	14.0	14	7	5	1	1	0	20	1	12.9	.241
Minor League Totals		4-2	3.21	8	0	0	0	0	14.0	14	7	5	1	1	0	20	1	12.9	.241

DURAN, GREGORY

OUTFIELDER

HEIGHT: 6-2
WEIGHT: 201

BATS: R
THROWS: L

BORN: 10/8/2002 in Dominican Republic
RESIDES: Dominican Republic

SIGNED BY: --

SCHOOL: --

HOW OBTAINED: Signed as an undrafted free agent, July 2, 2019.

YEAR	TEAM	AVG	G	AB	R	H	2B	3B	HR	RBI	SH	SF	HB	BB	SO	SB	CS	OBP	OPS
2020	DSL Twins																		
		Will be his first professional season																	

EAVES, WENDELL RAY KODY (KODY)

INFIELDER

HEIGHT: 6-0
WEIGHT: 195

BATS: L
THROWS: R

BORN: 7/8/1993 in Pasadena, TX
RESIDES: Pasadena, TX

SIGNED BY: Rudy Vasquez (Angels)

SCHOOL: Pasadena Memorial High School (TX)

ORIGINALLY DRAFTED BY: Angels in 16th round of 2012 First-Year Player Draft.

HOW OBTAINED: Signed as a minor league free agent, January 22, 2020.

2019: Hit .242 (104-for-430) with 60 runs scored, 22 doubles, seven triples, career-high 16 home runs, 70 RBI and 41 walks for Triple-A Toledo (11 games) and Double-A Erie (112 games) in the Detroit system...recorded two of his four career multi-homer games, on June 2 vs. Akron and July 13 vs. Altoona...named MiLB.com Organization All-Star for second time in his career...**2018:** Missed time on the Injured List from April 6-23 with a right elbow sprain...split year between Triple-A Toledo (22 games) and Double-A Erie (71 games)...**2017:** Hit .271 (90-for-332), his second-highest single-season batting average...matched career high with four hits on Aug. 12 vs. New Hampshire...**2016:** Spent first season in Detroit system after being traded from Los Angeles-AL in exchange for Jeffrey Marte on January 26, 2016...matched career high with four hits on Sept. 1 vs. Akron...**2015:** Recorded career-best 71 RBI in 134 games for Single-A Inland Empire...went 3-for-6 with a career-best three home runs and six RBI at High Desert...named MiLB.com Organization All-Star...**2014:** Earned lone career Midseason All-Star selection with Single-A Burlington...**2013:** Playing for Single-A Orem, tied for third in the Pioneer League with six triples and 22 stolen bases, and ranked fourth with 67 games played...**2012:** Homered in professional debut on June 22 at AZL Giants...recorded five RBI on June 30 vs. AZL Padres.

MINOR LEAGUES

EAVES, continued...

YEAR	TEAM	AVG	G	AB	R	H	2B	3B	HR	RBI	SH	SF	HB	BB	SO	SB	CS	OBP	OPS
2012	AZL Angels	.261	42	165	25	43	7	5	2	19	1	3	2	16	34	6	0	.328	.728
2013	Orem	.277	67	264	45	73	14	6	1	24	4	3	1	20	40	22	6	.326	.713
2014	Burlington	.268	130	549	74	147	37	7	10	45	0	4	5	29	142	25	10	.308	.724
2015	Inland Empire	.248	134	520	70	129	17	11	11	71	3	5	2	45	150	21	9	.308	.694
2016	Erie	.222	106	325	42	72	24	4	11	51	4	3	5	39	105	6	4	.312	.733
2017	Toledo	.259	8	27	3	7	1	1	0	1	0	0	0	2	6	0	0	.310	.681
	Erie	.272	88	305	48	83	18	2	13	41	0	0	2	31	74	7	3	.343	.815
2018	Toledo	.160	22	75	7	12	4	1	0	4	0	0	1	6	21	0	0	.232	.472
	Erie	.209	71	254	35	53	13	1	4	21	2	5	0	34	67	4	3	.297	.612
2019	Toledo	.270	11	37	6	10	3	0	1	7	0	0	0	7	17	2	0	.386	.819
	Erie	.239	112	393	54	94	19	7	15	63	1	5	1	34	117	2	1	.298	.736
Minor League Totals		.248	791	2914	409	723	157	45	68	347	15	28	19	263	773	95	36	.312	.715

ENCARNACION, YELTSIN

INFIELDER

HEIGHT: 5-11	BATS: S	BORN: 6/28/1998 in Azua, DR
WEIGHT: 170	THROWS: R	RESIDES: Azua, DR
SIGNED BY: Fred Guerrero	SCHOOL: --	

HOW OBTAINED: Signed as an undrafted free agent, February 23, 2015.

2019: Recorded a career-high 36 RBI in 106 games across three levels of the organization...also set single-season bests in framed plays played, home runs (3) and walks (33)...began the season with Single-A Cedar Rapids...hit just .189 (7-for-37) with one extra-base hit in April, but rebounded with a .303 (30-for-99) average, one double, one triple, one home run and seven RBI in May...transferred to Triple-A Rochester July 6 and went 3-for-3 with one run scored in his lone game...returned to Cedar Rapids July 8 and transferred to Single-A Ft. Myers July 23...spent the rest of the year with the Miracle, save for the final two games of the season, in which he returned to Rochester...went 5-for-11 (.455) with three runs scored and one double in three games for the Red Wings...**2018:** Batted .299 (50-for-167) in 45 games between the GCL Twins (21 games) and Rookie-Elizabethton (24 games)...matched his career high with four hits July 20 vs. Greenville...**2017:** Hit a career-best .318 (48-for-151) with 29 runs scored, nine doubles, eight triples, two home runs and 21 RBI in 47 games for the DSL Twins.

YEAR	TEAM	AVG	G	AB	R	H	2B	3B	HR	RBI	SH	SF	HB	BB	SO	SB	CS	OBP	OPS
2015	DSL Twins	.286	42	147	21	42	3	2	0	15	2	1	2	22	27	3	6	.384	.717
2016	DSL Twins	.220	43	159	22	35	6	1	0	17	1	0	3	23	17	7	5	.330	.600
2017	DSL Twins	.318	47	151	29	48	9	8	2	21	3	0	1	22	20	6	5	.408	.931
2018	GCL Twins	.307	21	88	22	27	2	1	1	11	1	0	0	7	12	4	0	.358	.744
	Elizabethton	.291	24	79	15	23	6	0	0	11	1	0	0	6	17	2	4	.341	.708
2019	Cedar Rapids	.254	74	264	27	67	4	4	2	22	1	3	2	25	56	6	8	.320	.642
	Ft. Myers	.264	29	91	9	24	3	0	1	14	0	1	2	8	18	1	1	.333	.663
	Rochester	.455	3	11	3	5	1	0	0	0	0	0	0	3	0	0	0	.455	1.000
Minor League Totals		.274	283	990	148	271	34	16	6	111	9	5	10	113	170	29	29	.352	.711

ENLOW, BLAYNE CHANLAR

PITCHER

HEIGHT: 6-3	BATS: R	BORN: 3/21/1999 in St. Amant, LA
WEIGHT: 170	THROWS: R	RESIDES: St. Amant, LA
SIGNED BY: Greg Runser	SCHOOL: St. Amant High School (LA)	

HOW OBTAINED: Selected by Twins in 3rd round of 2017 First-Year Player Draft.

2019: Entered the season ranked the ninth-best prospect in the Twins system by *Baseball America*...split the year between Single-A Cedar Rapids and Single-A Ft. Myers, going 8-7 with a 3.82 ERA (110.2 IP, 47 ER), 38 walks and 95 strikeouts in 21 games (20 starts)...placed on 7-day Injured List between August 11 and August 23 with a left hamstring strain...**2018:** Was on the 7-day IL twice, once from April 22-May 5 with a lower back strain and again from June 7-16 with a left ankle sprain...career-best 6.0 shutout innings with one hit and six strikeouts against Kane County on May 24...MLB.com's No. 8-ranked Twins prospect...**2017:** Began professional career with GCL Twins...ranked the ninth-best prospect in the Twins system by *Baseball America* entering 2018...**PERSONAL:** Was rated as the 33rd-best prospect in the draft by *Baseball America*...named a 2017 Rawlings-Perfect Game First-Team All-American and Southeast All-Region First-Team...a graduate of St. Amant High School in St. Amant, LA...pitched for the US National Team in 2016 and helped them to a gold medal in the Pan-American Games with a 13.0-scoreless inning streak...as a junior at St. Amant, compiled a 6-4 record with a 1.54 ERA and 93 strikeouts in 63.2 innings.

YEAR	TEAM	W-L	ERA	G	GS	CG	SH	SV	IP	H	R	ER	HR	HB	BB	SO	WP	K/9	BAA
2017	GCL Twins	3-0	1.33	6	1	0	0	0	20.1	10	4	3	1	2	4	19	0	8.4	.141
2018	Cedar Rapids	3-5	3.26	20	17	0	0	1	94.0	94	40	34	4	11	35	71	7	6.8	.263
2019	Cedar Rapids	4-3	4.57	8	8	0	0	0	41.1	42	24	21	4	2	15	44	6	9.6	.250
	Ft. Myers	4-4	3.38	13	12	0	0	0	69.1	61	31	26	4	6	23	51	5	6.6	.237
Minor League Totals		14-12	3.36	47	38	0	0	1	225.0	207	99	84	13	21	77	185	18	7.4	.242

ESCOBAR, ANTHONY DAVID

PITCHER

HEIGHT: 5-11	BATS: R	BORN: 8/25/2000 in Caracas, VZ
WEIGHT: 170	THROWS: R	RESIDES: Caracas, VZ
SIGNED BY: Oswaldo Troconis	SCHOOL: --	

HOW OBTAINED: Signed as an undrafted free agent, July 3, 2017.

2020: Earned his high school equivalency diploma on January 29 after a two-year course of study to become part of the second graduating class of the Twins' baseball academy in the Dominican Republic.

ESCOBAR, continued...

YEAR	TEAM	W-L	ERA	G	GS	CG	SH	SV	IP	H	R	ER	HR	HB	BB	SO	WP	K/9	BAA
2018	DSL Twins	5-1	1.10	14	10	0	0	0	57.1	29	14	7	1	6	14	53	3	8.3	.144
2019	GCL Twins	5-2	3.83	11	6	0	0	0	42.1	33	18	18	3	2	13	37	3	7.9	.221
Minor League Totals		10-3	2.26	25	16	0	0	0	99.2	62	32	25	4	8	27	90	6	8.1	.177

FAUCHER, CALVIN

PITCHER

HEIGHT: 6-1 **BATS:** R **BORN:** 9/22/1995 in Chula Vista, CA
WEIGHT: 190 **THROWS:** R **RESIDES:** Chula Vista, CA
SIGNED BY: John Leavitt **SCHOOL:** University of California Irvine
HOW OBTAINED: Selected by Twins in 10th round of 2017 First-Year Player Draft.

2019: Spent the season with Single-A Ft. Myers, going 3-2 with a 4.42 ERA (128.1 IP, 27 ER), 22 walks and 61 strikeouts in 34 games...placed on Injured List between June 25 and July 6 with a left ankle sprain...named the Ft. Myers recipient of the Harmon Killebrew award, for minor league community service...**2018:** Split the season between Single-A Ft. Myers (6 games) and Single-A Cedar Rapids (30 games)...**2017:** Began professional career with Rookie-Elizabethton...held opponents to a .148 batting average while striking out 13 batters in 7.1 innings (16.0 K/9)...on Injured List July 16-August 30 with right shoulder bursitis...**AMATEUR CAREER:** Finished two seasons at UC Irvine, posting a combined record of 6-6 with a 2.77 ERA (65.0 IP, 20 ER), 46 walks and 92 strikeouts in 51 appearances (2 starts)...converted 20 saves, including 12 in 2017, which were fourth all-time in Anteaater history...won the Cape Cod League championship with Yarmouth-Dennis in 2016 after going 3-1 with three saves and a 3.57 ERA (17.2 IP, 7 ER) in 16 relief appearances...attended Southwestern Community College in 2015 and posted a 0.93 ERA with 36 strikeouts in 29 innings...**PERSONAL:** Graduate of Hilltop High School in Chula Vista, CA where he helped the team to a league championship in 2013 and was named All-San Diego Mesa League Second Team as a senior.

YEAR	TEAM	W-L	ERA	G	GS	CG	SH	SV	IP	H	R	ER	HR	HB	BB	SO	WP	K/9	BAA
2017	Elizabethton	3-0	1.23	5	0	0	0	1	7.1	4	1	1	1	0	3	13	1	16.0	.148
2018	Cedar Rapids	4-4	3.35	30	0	0	0	3	53.2	49	25	20	5	0	33	55	7	9.2	.247
	Ft. Myers	0-0	7.30	6	0	0	0	0	12.1	19	10	17	0	0	3	7	3	5.1	.358
2019	Ft. Myers	3-2	4.42	34	0	0	0	2	55.0	59	31	27	2	1	22	61	4	10.0	.280
Minor League Totals		10-6	4.07	75	0	0	0	6	128.1	131	67	58	8	1	61	136	15	9.5	.268

FEATHERSTONE, ZACHARY BRYAN [ZACH]

PITCHER

HEIGHT: 6-2 **BATS:** L **BORN:** 12/18/1995 in Cleveland, OH
WEIGHT: 215 **THROWS:** L **RESIDES:** Tallahassee, FL
SIGNED BY: Jack Powell **SCHOOL:** Tallahassee CC (FL)
HOW OBTAINED: Selected by Twins in 12th round of 2016 First-Year Player Draft.

YEAR	TEAM	AVG	G	AB	R	H	2B	3B	HR	RBI	SH	SF	HB	BB	SO	SB	CS	OBP	OPS
2016	GCL Twins	.212	34	99	9	21	5	1	0	6	1	1	3	9	42	1	1	.295	.577
Minor League Totals		.212	34	99	9	21	5	1	0	6	1	1	3	9	42	1	1	.295	.577

YEAR	TEAM	W-L	ERA	G	GS	CG	SH	SV	IP	H	R	ER	HR	HB	BB	SO	WP	K/9	BAA
2017	GCL Twins	0-2	2.93	12	0	0	0	2	15.1	14	9	5	0	2	7	11	4	6.5	.233
2018	GCL Twins	0-0	9.00	3	1	0	0	0	3.0	4	3	3	0	0	4	3	1	9.0	.308
2019	DID NOT PLAY - INJURED (left UCL reconstruction)																		
Minor League Totals		0-2	3.93	15	1	0	0	2	18.1	18	12	8	0	2	11	14	5	6.9	.247

FELIZ, ANDERSON

INFIELDER

HEIGHT: 6-0 **BATS:** S **BORN:** 5/11/1992 in Santo Domingo, DR
WEIGHT: 175 **THROWS:** R **RESIDES:** Santo Domingo, DR
SIGNED BY: - - **SCHOOL:** - -
HOW OBTAINED: Signed as a minor league free agent, January 22, 2020.

2019: Recorded a career-high seven RBI on August 29, one of five seven-RBI games in Double-A that season...also set a new single-game high in doubles (3) and matched his highest hit total (4) and runs scored total (4) in that game...was the first minor leaguer with at least four runs scored, three doubles and seven RBI in a game since Single-A Myrtle Beach's Zach Zaneski went 5-for-6 (4 R, 3 2B, 7 RBI) on May 3, 2011...split the year between Double-A Bowie (37 games) and Triple-A Norfolk (42 games)...**2018:** Signed a minor league free agent contract with Baltimore in January, set career highs in home runs (10) and RBI (52) in 125 games between Triple-A Norfolk (12 games) and Double-A Bowie (113 games)...**2017:** Hit .230 (71-for-309) with 36 runs scored, 16 doubles, three triples, five homers and 43 RBI in 92 games for Double-A Altoona and Triple-A Indianapolis...**2016:** Signed with Pittsburgh in January, played in 106 games for Double-A Altoona, his most games in a season since 2011...hit .256 (89-for-347) with 39 runs scored, 22 doubles, four triples, four home runs, 32 RBI and 35 walks...**2015:** Released by New York-AL during spring training and spent season with independent Lancaster (Atlantic League)...**2014:** Limited to 30 games due to injury...on the Injured List April 3-May 7, May 19-July 1, Aug. 27-Sept. 18...**2013:** Appeared in just 36 games for Single-A Tampa, due to time on the Injured List (April 10-18, May 20-June 18, June 21-end of season)...**2012:** Limited to 45 games across two levels due to three stints on the IL (May 4-June 5, June 11-July 6 and July 29-Sept. 20)...**2011:** Appeared in 116 games for Single-A Charleston...missed time on the IL Aug. 24-Sept. 14...**2010:** Named a GCL Postseason All-Star, his only career All-Star selection...hit .274 (61-for-223) with 39 runs scored, 10 doubles, six triples, five home runs, 31 RBI and 18 walks in 57 games between the GCL Yankees and Single-A Tampa...**2009:** Made his professional debut for DSL Yankees 2 after signing with New York-AL as an undrafted free agent on July 2, 2008.

MINOR LEAGUES

FELIZ, continued...

YEAR	TEAM	AVG	G	AB	R	H	2B	3B	HR	RBI	SH	SF	HB	BB	SO	SB	CS	OBP	OPS
2009	DSL Yankees 2	.254	40	142	35	36	5	3	1	16	0	0	1	21	36	7	2	.354	.706
2010	Tampa	.280	10	25	6	7	1	0	1	4	0	0	0	3	9	2	0	.357	.797
	GCL Yankees	.273	47	198	33	54	9	6	4	27	0	0	0	15	44	11	7	.324	.763
2011	Charleston	.217	116	438	55	95	27	3	6	39	4	3	5	52	129	16	7	.305	.639
2012	Tampa	.239	23	67	7	16	5	1	0	4	0	1	0	12	19	5	2	.350	.693
	Charleston	.315	22	73	12	23	6	1	1	11	1	0	1	9	23	6	1	.398	.863
2013	Tampa	.265	36	136	18	36	4	2	1	17	1	1	0	16	37	4	4	.340	.685
2014	Tampa	.190	23	79	7	15	1	1	2	12	1	2	0	4	24	1	1	.224	.527
	GCL Yankees 2	.222	4	9	3	2	0	0	1	2	0	0	0	3	6	0	0	.417	.972
	GCL Yankees 1	.571	3	7	3	4	1	0	0	2	0	0	0	2	2	4	0	.667	.381
2016	Altoona	.256	106	347	39	89	22	4	4	32	4	0	0	35	88	7	1	.325	.702
2017	Indianapolis	.209	44	134	13	28	7	0	3	22	1	1	0	9	41	3	1	.257	.585
	Altoona	.246	48	175	23	43	9	3	2	21	3	0	0	26	46	9	4	.343	.709
2018	Norfolk	.244	12	45	5	11	0	1	0	4	0	0	0	3	19	0	0	.292	.581
	Bowie	.280	113	393	65	110	19	1	10	48	1	1	3	38	97	20	5	.347	.757
2019	Norfolk	.207	42	135	16	28	7	0	1	14	1	0	0	13	47	0	1	.277	.559
	Bowie	.285	37	137	19	39	13	0	3	30	0	2	1	17	36	5	2	.363	.808
Minor League Totals		.250	726	2540	359	636	136	26	40	305	17	11	11	278	703	100	38	.326	.697

FELIZ, JESUS RAMON

INFIELDER

HEIGHT: 6-0

WEIGHT: 185

SIGNED BY: Fred Guerrero

HOW OBTAINED: Signed as an undrafted free agent, July 2, 2016.

BATS: R

THROWS: R

SCHOOL: --

BORN: 6/7/2000 in Monte Plata, DR

RESIDES: Monte Plata, DR

2019: Earned his high school equivalency diploma on January 30 after a two-year course of study to become part of the first graduating class of the Twins' baseball academy in the Dominican Republic...2018: Finished second on the team in slugging percentage (.486).

YEAR	TEAM	AVG	G	AB	R	H	2B	3B	HR	RBI	SH	SF	HB	BB	SO	SB	CS	OBP	OPS
2017	DSL Twins	.248	42	141	19	35	8	5	1	18	1	0	8	6	43	6	5	.316	.713
2018	DSL Twins	.289	38	142	18	41	11	4	3	21	1	2	5	3	25	9	6	.322	.808
2019	GCL Twins	.228	42	149	19	34	9	3	4	18	0	0	4	8	33	2	2	.286	.695
Minor League Totals		.255	122	432	56	110	28	12	8	57	2	2	17	17	101	17	13	.308	.738

FELIZ, RAFAEL

PITCHER

HEIGHT: 6-0

WEIGHT: 160

SIGNED BY: Fred Guerrero

HOW OBTAINED: Signed as an undrafted free agent, February 23, 2018.

BATS: R

THROWS: R

SCHOOL: --

BORN: 11/20/2000 in Barahona, DR

RESIDES: --

YEAR	TEAM	W-L	ERA	G	GS	CG	SH	SV	IP	H	R	ER	HR	HB	BB	SO	WP	K/9	BAA
2018	DSL Twins	2-1	8.00	12	0	0	0	0	18.0	23	20	16	1	1	7	15	6	7.5	.295
2019	DSL Twins	1-4	6.35	16	2	0	0	0	28.1	37	25	20	0	5	12	19	8	6.0	.311
Minor League Totals		3-5	6.99	28	2	0	0	0	46.1	60	45	36	1	6	19	34	14	6.6	.305

FLORES, RAMON

OUTFIELDER

HEIGHT: 5-10

WEIGHT: 190

SIGNED BY: --

HOW OBTAINED: Signed as a minor league free agent, August 1, 2019.

BATS: L

THROWS: L

SCHOOL: --

BORN: 3/26/1992 in Barinas, VZ

RESIDES: --

2019: Signed with Minnesota on August 1...appeared in 30 games with Triple-A Rochester, hitting .308 (33-for-107) with four doubles, one triple, three home runs, 17 RBI, 23 walks and an .884 OPS...2018: Appeared in 56 games with Triple-A Pawtucket (Boston system), hitting .215 (42-for-195) with 13 runs, three home runs, 17 RBI and 23 walks...2017: Played in 115 games with Triple-A Salt Lake (Los Angeles-AL system), hitting .312 (129-for-413) with 65 runs, 21 doubles, 10 home runs, 71 RBI and 68 walks...2016: Appeared in 104 games at the MLB level with Milwaukee, hit .205 (61-for-249) with 18 runs, two home runs, 19 RBI and 31 walks...2015: Spent most of the season at Triple-A Scranton/Wilkes-Barre in the New York-AL system, where he batted .286 with seven homers and 34 RBI in 73 games...appeared in 12 games during three stints with the Yankees (May 30-June 10, June 21-23 and July 3-8)...batted .219 (7-for-32) with New York...made eight starts, all in left field...made his Major League debut on May 30 at Oakland, going 0-for-4...notched his first Major League hit on May 31 at Oakland with a single off Jesse Chavez...was traded to Seattle, along with RHP José Ramírez, in exchange for OF Dustin Ackley on July 30...2014: Batted .247 with seven homers and 23 RBI in 63 games at Triple-A Scranton/Wilkes-Barre...2013: Batted .260 with six homers and 55 RBI in 136 games at Double-A Trenton...following the season played for Aragua in the Venezuelan Winter League (3 games)...2012: Batted .302 with six homers, 39 RBI and 24 stolen bases in 131 games at Single-A Tampa...his 24 stolen bases ranked third among Yankees minor leaguers...led the Florida State League in hits (156), games (131) and at-bats (517), ranked second in runs (83), fourth in batting average (.302) and tied for fifth in doubles (29)...2011: Batted .265 with 11 homers, 59 RBI and 13 stolen bases in 125 games at Single-A Charleston...was a South Atlantic League Midseason All-Star...2010: Batted a combined .303 with two homers and 26 RBI in 65 games at Single-A Tampa (8 games), GCL Yankees (43 games) and Single-A Charleston (14 games)...led the Gulf Coast League in on-base percentage (.436), ranked second in batting average (.329) and slugging percentage (.481) and tied for third in walks (28)...2009: Played his first professional season at the Rookie level in the Yankees organization.

FLORES, continued...

YEAR	TEAM	AVG	G	AB	R	H	2B	3B	HR	RBI	SH	SF	HB	BB	SO	SB	CS	OBP	OPS
2009	DSL Yankees 2	.256	11	39	8	10	0	3	1	5	0	1	1	11	5	0	1	.423	.910
	GCL Yankees	.196	51	158	14	31	5	1	0	14	2	2	3	22	35	7	5	.303	.543
2010	GCL Yankees	.329	43	158	33	52	10	4	2	22	1	0	2	28	22	4	1	.436	.917
	Charleston	.250	14	48	3	12	3	0	0	2	0	0	0	3	15	1	0	.294	.607
	Tampa	.250	8	28	0	7	0	0	0	2	0	0	0	0	5	0	0	.250	.500
2011	Charleston	.265	125	468	59	124	26	2	11	59	2	0	3	61	93	13	2	.353	.753
2012	Tampa	.302	131	517	83	156	29	7	6	39	2	5	5	54	85	24	9	.370	.790
	Trenton	.400	1	5	2	2	0	0	1	2	0	0	0	0	0	0	0	.400	1.400
2013	Trenton	.260	136	534	79	139	25	6	6	55	3	4	2	77	97	7	6	.353	.717
2014	GCL Yankees	.375	2	8	2	3	2	0	1	2	0	0	0	0	2	0	0	.375	1.375
	GCL Yankees 2	.333	3	9	2	3	1	0	1	1	0	0	0	1	3	0	0	.400	1.178
	Scranton	.247	63	235	30	58	17	4	7	23	0	2	1	33	45	3	2	.339	.782
2015	Scranton	.286	73	276	43	79	11	2	7	34	0	3	3	39	43	3	2	.377	.794
	Tacoma	.423	14	52	11	22	6	0	2	7	0	0	0	11	6	0	0	.524	1.178
	NEW YORK-AL	.219	12	32	3	7	1	0	0	0	1	0	0	0	4	0	0	.219	.469
2016	Colorado Springs	.250	8	28	3	7	1	0	1	2	0	1	0	2	7	0	0	.290	.683
	MILWAUKEE	.205	104	249	18	51	8	0	2	19	3	4	2	31	58	3	0	.294	.555
2017	Salt Lake	.312	115	413	65	129	21	5	10	71	6	4	2	68	70	12	2	.409	.869
	LOS ANGELES-AL	.125	3	8	0	1	1	0	0	0	0	1	0	0	1	0	0	.111	.236
2018	Pawtucket	.215	56	195	13	42	7	1	3	17	2	2	1	23	42	2	1	.299	.606
2019	Rochester	.308	30	107	19	33	4	1	3	17	0	0	1	23	22	2	2	.435	.884
	Minor League Totals	.277	884	3278	469	909	168	36	62	374	18	24	24	456	598	78	33	.367	.775
	Major League Totals	.204	119	289	21	59	9	0	2	20	4	5	2	31	63	3	0	.281	.537

FUNDERBURK, KODY

PITCHER

HEIGHT: 6-4	BATS: L	BORN: 11/27/1996 in Mesa, AZ																	
WEIGHT: 230	THROWS: L	RESIDES: Mesa, AZ																	
SIGNED BY: Trevor Brown	SCHOOL: Dallas Baptist University (TX)																		
HOW OBTAINED: Selected by Twins in 15th round of 2018 First-Year Player Draft.																			
YEAR	TEAM	W-L	ERA	G	GS	CG	SH	SV	IP	H	R	ER	HR	HB	BB	SO	WP	K/9	BAA
2018	Elizabethton	2-1	4.93	10	9	0	0	0	34.2	45	20	19	2	3	15	32	5	8.3	.324
2019	Cedar Rapids	1-3	4.68	12	10	0	0	0	50.0	46	30	26	1	4	25	55	9	9.9	.241
	Ft. Myers	0-0	0.00	1	0	0	0	0	3.1	2	0	0	0	0	1	2	0	5.4	.167
	Minor League Totals	3-4	4.60	23	19	0	0	0	88.0	93	50	45	3	7	41	89	14	9.1	.272

GANDY, BRYSON ETHAN LEE

OUTFIELDER

HEIGHT: 5-11	BATS: L	BORN: 11/8/1998 in Montgomery, AL																	
WEIGHT: 185	THROWS: L	RESIDES: Troy, AL																	
SIGNED BY: Jack Powell	SCHOOL: Lurleen B. Wallace CC (AL)																		
HOW OBTAINED: Selected by Twins in 32nd round of 2019 First-Year Player Draft.																			
YEAR	TEAM	AVG	G	AB	R	H	2B	3B	HR	RBI	SH	SF	HB	BB	SO	SB	CS	OBP	OPS
2019	GCL Twins	.240	27	75	11	18	4	1	0	8	2	1	2	13	32	6	4	.359	.679
	Minor League Totals	.240	27	75	11	18	4	1	0	8	2	1	2	13	32	6	4	.359	.679

GARLAND, NICHOLAS JAMES (NICK)

CATCHER

HEIGHT: 6-1	BATS: R	BORN: 11/3/1995 in Massapequa, NY																	
WEIGHT: 200	THROWS: R	RESIDES: --																	
SIGNED BY: --	SCHOOL: Central Connecticut State University																		
HOW OBTAINED: Signed as a minor league free agent, December 18, 2019.																			
2019: Split his pro season between the GCL Pirates (6 games) and the independent Long Island Ducks of the Atlantic League (12 games).																			
YEAR	TEAM	AVG	G	AB	R	H	2B	3B	HR	RBI	SH	SF	HB	BB	SO	SB	CS	OBP	OPS
2019	GCL Pirates	.063	6	16	0	1	0	0	0	2	1	0	3	3	3	0	0	.318	.381
	Minor League Totals	.063	6	16	0	1	0	0	0	2	1	0	3	3	3	0	0	.318	.381

GARRY JR., WILLIE JOE

OUTFIELDER

HEIGHT: 6-1	BATS: L	BORN: 5/29/2000 in Pascagoula, MS																	
WEIGHT: 170	THROWS: L	RESIDES: --																	
SIGNED BY: Derrick Dunbar	SCHOOL: Pascagoula High School (MS)																		
HOW OBTAINED: Selected by Twins in 9th round of 2018 First-Year Player Draft.																			
YEAR	TEAM	AVG	G	AB	R	H	2B	3B	HR	RBI	SH	SF	HB	BB	SO	SB	CS	OBP	OPS
2018	GCL Twins	.160	33	81	13	13	4	0	0	5	1	1	4	8	28	5	2	.266	.476
2019	Elizabethton	.228	55	197	31	45	6	3	5	23	1	1	6	15	61	5	3	.301	.667
	Minor League Totals	.209	88	278	44	58	10	3	5	28	2	2	10	23	89	10	5	.291	.611

SEE PAGES 89-90

GERMAN, GIOVAHNEY GERMAIN GEON

PITCHER

HEIGHT: 6-2 BATS: R BORN: 10/8/2000 in Lowell, MA
 WEIGHT: 165 THROWS: R RESIDES: Santo Domingo, DR
 SIGNED BY: Fred Guerrero SCHOOL: --
 HOW OBTAINED: Signed as an undrafted free agent, January 19, 2018.

YEAR TEAM	W-L	ERA	G	GS	CG	SH	SV	IP	H	R	ER	HR	HB	BB	SO	WP	K/9	BAA
2018 DSL Twins	2-0	10.26	14	0	0	0	0	16.2	22	19	19	2	5	17	11	8	5.9	.344
2019 DSL Twins	0-6	5.53	16	8	0	0	0	42.1	37	31	26	3	8	24	32	18	6.8	.227
Minor League Totals	2-6	6.86	30	8	0	0	0	59.0	59	50	45	5	13	41	43	26	6.6	.260

GERMAN, OSIRIS

PITCHER

HEIGHT: 6-1 BATS: R BORN: 11/2/1998 in San Cristobal, DR
 WEIGHT: 170 THROWS: R RESIDES: San Cristobal, DR
 SIGNED BY: Fred Guerrero SCHOOL: --
 HOW OBTAINED: Signed as an undrafted free agent, July 2, 2016.

YEAR TEAM	W-L	ERA	G	GS	CG	SH	SV	IP	H	R	ER	HR	HB	BB	SO	WP	K/9	BAA
2017 DSL Twins	1-2	3.13	15	3	0	0	0	31.2	22	14	11	0	6	11	30	2	8.5	.204
2018 DSL Twins	0-1	2.53	3	2	0	0	0	10.2	9	5	3	0	0	5	16	1	13.5	.225
GCL Twins	2-2	2.57	17	0	0	0	2	21.0	21	8	6	3	1	4	23	2	9.9	.273
2019 Elizabethton	3-1	3.11	16	0	0	0	0	37.2	30	14	13	3	10	10	47	3	11.2	.221
Minor League Totals	6-6	2.94	51	5	0	0	2	101.0	82	41	33	6	17	30	116	8	10.3	.227

GERMAN, RICARDO ALEXANDER

OUTFIELDER

HEIGHT: 6-1 BATS: L BORN: 8/17/2001 in Nizao, DR
 WEIGHT: 190 THROWS: L RESIDES: Nizao, DR
 SIGNED BY: Eury Luis SCHOOL: --
 HOW OBTAINED: Signed as an undrafted free agent, October 5, 2018.

YEAR TEAM	AVG	G	AB	R	H	2B	3B	HR	RBI	SH	SF	HB	BB	SO	SB	CS	OBP	OPS
2019 DSL Twins	.208	15	48	4	10	2	0	0	6	0	1	0	5	22	2	1	.278	.528
Minor League Totals	.208	15	48	4	10	2	0	0	6	0	1	0	5	22	2	1	.278	.528

GERMAN, STEVE ISRAEL

PITCHER

HEIGHT: 6-1 BATS: R BORN: 2/5/1999 in Dominican Republic
 WEIGHT: 221 THROWS: R RESIDES: Dominican Republic
 SIGNED BY: Manuel Luciano SCHOOL: --
 HOW OBTAINED: Signed as an undrafted free agent, July 1, 2019.

YEAR TEAM	W-L	ERA	G	GS	CG	SH	SV	IP	H	R	ER	HR	HB	BB	SO	WP	K/9	BAA
2019 DSL Twins	0-0	5.40	8	0	0	0	0	10.0	8	6	6	0	1	9	12	10	10.8	.211
Minor League Totals	0-0	5.40	8	0	0	0	0	10.0	8	6	6	0	1	9	12	10	10.8	.211

GILLESPIE, EVAN JOSHUA

PITCHER

HEIGHT: 5-9 BATS: L BORN: 10/15/1994 in Princeton, NJ
 WEIGHT: 190 THROWS: L RESIDES: Princeton, NJ
 SIGNED BY: -- SCHOOL: --
 HOW OBTAINED: Signed as an undrafted free agent, June 26, 2019.

YEAR TEAM	W-L	ERA	G	GS	CG	SH	SV	IP	H	R	ER	HR	HB	BB	SO	WP	K/9	BAA
2019 GCL Twins	3-1	2.16	12	1	0	0	2	16.2	14	5	4	2	0	4	18	2	9.7	.226
Minor League Totals	3-1	2.16	12	1	0	0	2	16.2	14	5	4	2	0	4	18	2	9.7	.226

GIPSON-LONG, ALEC SAWYER (SAWYER)

PITCHER

HEIGHT: 6-4 BATS: R BORN: 12/12/1997 in Lithia Springs, GA
 WEIGHT: 225 THROWS: R RESIDES: Woodstock, GA
 SIGNED BY: Jack Powell SCHOOL: Mercer University (GA)
 HOW OBTAINED: Selected by Twins in 6th round of 2019 First-Year Player Draft.

YEAR TEAM	W-L	ERA	G	GS	CG	SH	SV	IP	H	R	ER	HR	HB	BB	SO	WP	K/9	BAA
2019 Elizabethton	0-1	5.40	6	6	0	0	0	18.1	28	15	11	2	0	4	23	1	11.3	.333
Minor League Totals	0-1	5.40	6	6	0	0	0	18.1	28	15	11	2	0	4	23	1	11.3	.333

GOMEZ, LUIS JOSE

INFIELDER

HEIGHT: 5-11 BATS: L BORN: 10/22/2000 in Santiago De Los Caballeros, DR
 WEIGHT: 160 THROWS: R RESIDES: Santiago De Los Caballeros, DR
 SIGNED BY: Manuel Luciano SCHOOL: --
 HOW OBTAINED: Signed as an undrafted free agent, November 17, 2017.

2020: Earned his high school equivalency diploma on January 29 after a two-year course of study to become part of the second graduating class of the Twins' baseball academy in the Dominican Republic... 2019: Spent the season on the 60-day Injured List due to a right fibular fracture, reactivated after the season's end on September 16... 2018: Finished second on the team in average (.326) and on-base percentage (.453).

GOMEZ, continued...

YEAR	TEAM	AVG	G	AB	R	H	2B	3B	HR	RBI	SH	SF	HB	BB	SO	SB	CS	OBP	OPS
2018	DSL Twins	.326	43	138	34	45	7	3	0	22	1	1	2	31	32	15	6	.453	.874
2019																			
DID NOT PLAY - INJURED (right fibular fracture)																			
Minor League Totals		.326	43	138	34	45	7	3	0	22	1	1	2	31	32	15	6	.453	.874

GOMEZ, MOISES ANTONIO

PITCHER

HEIGHT: 6-1 BATS: R BORN: 2/8/1997 in Valencia, VZ
 WEIGHT: 215 THROWS: R RESIDES: Valencia, VZ
 SIGNED BY: Luis Lajara SCHOOL: --
 HOW OBTAINED: Signed as an undrafted free agent, April 9, 2014.

YEAR	TEAM	W-L	ERA	G	GS	CG	SH	SV	IP	H	R	ER	HR	HB	BB	SO	WP	K/9	BAA
2014	DSL Twins	1-2	2.03	9	5	0	0	0	26.2	26	11	6	1	1	10	30	2	10.1	.252
2015	GCL Twins	0-2	3.00	15	0	0	0	0	24.0	17	10	8	1	1	14	12	8	4.5	.210
2016	GCL Twins	4-0	1.19	14	1	0	0	0	37.2	34	7	5	0	3	12	27	4	6.5	.246
2017	Elizabethhton	4-1	4.99	12	6	0	0	0	48.2	49	34	27	6	9	25	51	7	9.4	.261
2018	Elizabethhton	2-0	3.48	9	0	0	0	0	20.2	17	16	8	4	0	10	26	4	11.3	.215
	Cedar Rapids	0-1	3.77	15	0	0	0	2	28.2	26	15	12	2	5	9	24	4	7.5	.271
2019	Cedar Rapids	1-2	2.84	19	0	0	0	6	31.2	17	12	10	2	0	12	48	3	13.6	.155
	Ft. Myers	0-2	3.00	13	0	0	0	4	21.0	11	9	7	3	3	9	30	2	12.9	.155
Minor League Totals		12-10	3.13	106	12	0	0	12	239.0	197	114	83	19	22	101	248	34	9.3	.227

GORE, JORDAN WALLACE

INFIELDER

HEIGHT: 6-0 BATS: S BORN: 8/3/1994 in Conway, SC
 WEIGHT: 180 THROWS: R RESIDES: Conway, SC
 SIGNED BY: Seth Moir SCHOOL: Coastal Carolina University (SC)
 HOW OBTAINED: Selected by Twins in 19th round of 2017 First-Year Player Draft.

2019: Played in 93 games with Double-A Pensacola, hitting .204 (62-for-304) with 31 runs scored, 11 doubles, three triples, 27 RBI and 26 walks...notched a career-high four RBI on June 30...2018: Career-best 23-game on-base streak from June 5-July 5, hitting .338 (24-for-71) with two doubles, two home runs, 15 RBI and 14 walks during the streak...2017: Began season with Rookie-Elizabethhton...batted .480 (12-for-25) with two doubles and six RBI across his first seven career games...recorded three-straight three-hit games July 19-23...transferred to Single-A Cedar Rapids August 2...AMATEUR CAREER: Earned Dean's List recognition at Coastal Carolina three times (Fall 2015, Spring 2016 and Fall 2017)...named to the Big South Presidential Honor Roll for 2015-16 for posting at least a 3.0 GPA for the academic year...earned SEC Academic Honor Roll in 2015...had Tommy John surgery at the end of spring 2016 and sat out the season per NCAA transfer regulations after transferring from South Carolina...played two seasons, 2014-15 with South Carolina...PERSONAL: Graduate of Conway High School and was rated No. 7 best high school prospect in South Carolina by Diamond Prospects...rated No. 11 best high school prospect in South Carolina and No. 391 best high school prospect in the nation by Perfect Game USA...rated No. 13 best overall prospect in South Carolina for 2013 MLB Draft by *Baseball America*...rated No. 2 best shortstop in South Carolina by Perfect Game USA and Diamond Prospects...2013 South Carolina AAAA All-State 2013 SC/NC Select All-Star...2013 Diamond Prospects Gold Glove team...as a senior in 2013, hit .480 with 30 runs scored...as a junior in 2012, hit .488 with 14 RBI...played for Team South Carolina at 2012 South Atlantic Border Battle.

YEAR	TEAM	AVG	G	AB	R	H	2B	3B	HR	RBI	SH	SF	HB	BB	SO	SB	CS	OBP	OPS
2017	Elizabethhton	.389	18	72	14	28	5	0	1	16	1	0	1	6	21	1	0	.443	.943
	Cedar Rapids	.221	27	86	13	19	3	2	1	4	0	1	0	10	33	1	0	.299	.636
2018	Cedar Rapids	.307	63	199	31	61	6	1	2	22	4	1	2	27	44	5	3	.393	.770
	Chattanooga	.250	41	136	24	34	7	3	1	18	0	2	0	15	29	1	0	.320	.688
2019	Pensacola	.204	93	304	31	62	11	0	3	27	3	2	3	26	81	2	3	.272	.541
Minor League Totals		.256	242	797	113	204	32	6	8	87	8	6	6	84	108	10	6	.329	.671

GRACE JR., REGI

PITCHER

HEIGHT: 6-1 BATS: L BORN: 12/10/1999 in Madison, MS
 WEIGHT: 215 THROWS: R RESIDES: Madison, MS
 SIGNED BY: Derrick Dunbar SCHOOL: Madison Central High School (MS)
 HOW OBTAINED: Selected by Twins in 10th round of 2018 First-Year Player Draft.

YEAR	TEAM	W-L	ERA	G	GS	CG	SH	SV	IP	H	R	ER	HR	HB	BB	SO	WP	K/9	BAA
2018	GCL Twins	2-1	5.06	6	1	0	0	0	10.2	13	9	6	0	1	4	8	1	6.8	.310
2019	GCL Twins	1-2	5.14	6	5	0	0	0	21.0	23	14	12	1	2	9	24	6	10.3	.264
Minor League Totals		3-3	5.12	12	6	0	0	0	31.2	36	23	18	1	3	13	32	7	9.1	.279

GRATEROL, JUAN JOSE

CATCHER

SEE PAGES 100-101

GRAY, SETH CONRAD

INFIELDER

HEIGHT: 6-3 BATS: L BORN: 5/30/1998 in Springfield, OH
 WEIGHT: 205 THROWS: R RESIDES: Springfield, OH
 SIGNED BY: Nick Venuto SCHOOL: Wright State University (OH)
 HOW OBTAINED: Selected by Twins in 4th Round of 2019 First-Year Player Draft.

MINOR LEAGUES

GRAY, continued...

2019: Began professional career at the Rookie level where he played 57 games with Elizabethton between June 19 and August 28 before being transferred to Single-A Cedar Rapids, where he played in only four games between August 30 and September 2...ended the season with a 10-game hitting streak, batting .341 (14-for-41) with three doubles, two homers and seven RBI during the run.

YEAR	TEAM	AVG	G	AB	R	H	2B	3B	HR	RBI	SH	SF	HB	BB	SO	SB	CS	OBP	OPS
2019	Elizabethton	.255	57	218	34	49	15	0	11	36	1	1	7	30	53	4	1	.336	.781
	Cedar Rapids	.313	4	16	0	5	0	0	0	1	0	0	1	0	7	0	0	.353	.665
Minor League Totals		.231	61	234	34	54	15	0	11	37	1	1	8	30	60	4	1	.337	.773

GRIFFITH, OWEN SINCLAIR **PITCHER**

HEIGHT: 6-1 **BATS:** R **BORN:** 2/6/1998 in Aiken, SC
WEIGHT: 195 **THROWS:** R **RESIDES:** Aiken, SC
SIGNED BY: Matt Williams **SCHOOL:** Clemson University
HOW OBTAINED: Selected by Twins in 20th round of 2019 First-Year Player Draft.

YEAR	TEAM	W-L	ERA	G	GS	CG	SH	SV	IP	H	R	ER	HR	HB	BB	SO	WP	K/9	BAA
2019	Elizabethton	0-0	0.77	7	1	0	0	1	11.2	7	1	1	0	0	6	15	0	11.6	.184
Minor League Totals		0-0	0.77	7	1	0	0	1	11.2	7	1	1	0	0	6	15	0	11.6	.184

GRZELAKOWSKI, TAYLOR JOHN **CATCHER**

HEIGHT: 5-11 **BATS:** L **BORN:** 12/20/1993 in Fraser, MI
WEIGHT: 245 **THROWS:** R **RESIDES:** Fraser, MI
SIGNED BY: Bill Milos **SCHOOL:** Madonna University (MI)
HOW OBTAINED: Signed as an undrafted free agent, July 31, 2017.

2019: Split the season between GCL Twins, Single-A Ft. Myers and Double-A Pensacola, hitting .295 (42-for-295) with 29 runs, 10 doubles, 25 RBI and 38 walks in 74 games...**2018:** Named Florida State League Midseason All-Star, hitting .266 (37-for-139) with eight doubles, six home runs and 16 RBI before the break...**2017:** Signed by the independent Utica Unicorns of the United Shore Professional Baseball League...hit .306 (33-for-108) with seven doubles, nine home runs and 23 RBI in 29 games...signed by the Twins as an undrafted free agent July 31...reported to GCL Twins and hit .222 over 12 games...**AMATEUR CAREER:** Graduate of Madonna University in Livonia, MI...hit .426 (75-for-176) with 12 home runs and 60 RBI in 49 games as a senior in 2017...led the Crusaders in average (.348), hits (62), doubles (19), RBI (44), slugging percentage (.506), walks (36), and on-base percentage (.462) in 2015 that year...named First-Team All-WHAC...named All-WHAC Honorable Mention in 2014...**PERSONAL:** Graduate of Fraser High School (MI)...Macomb Area Conference (MAC) All-Academic...lettered in baseball and football...named team Most Valuable Player, All-District, All-League and All-MAC as a junior and senior (2011, '12)...hit .484 with 17 doubles, two home runs and a triple as a senior...ranked No. 76 in his class by Michigan Baseball Prospects.

YEAR	TEAM	AVG	G	AB	R	H	2B	3B	HR	RBI	SH	SF	HB	BB	SO	SB	CS	OBP	OPS
2017	GCL Twins	.222	12	36	3	8	2	0	1	7	1	0	3	7	1	0	0	.275	.636
2018	Ft. Myers	.298	95	332	46	99	23	3	8	40	1	2	2	37	98	1	2	.370	.828
2019	GCL Twins	.200	5	10	5	2	0	0	0	0	0	0	0	7	3	0	0	.529	.729
	Ft. Myers	.138	10	29	2	4	1	0	0	1	0	0	0	6	9	0	0	.286	.458
	Pensacola	.184	59	196	22	36	9	1	1	24	0	3	2	25	51	1	0	.279	.534
Minor League Totals		.179	181	603	78	149	35	4	10	72	2	6	4	78	168	3	2	.334	.702

GROSS, BENJAMIN WILLIAM (BEN) **PITCHER**

HEIGHT: 6-1 **BATS:** R **BORN:** 10/5/1996 in La Jolla, CA
WEIGHT: 210 **THROWS:** R **RESIDES:** Cranbury, NJ
SIGNED BY: Matt Williams **SCHOOL:** Duke University
HOW OBTAINED: Selected by Twins in 10th round of 2019 First-Year Player Draft.

YEAR	TEAM	W-L	ERA	G	GS	CG	SH	SV	IP	H	R	ER	HR	HB	BB	SO	WP	K/9	BAA
2019	Elizabethton	3-3	4.30	11	11	0	0	0	52.1	56	30	25	3	3	14	49	9	8.4	.273
Minor League Totals		3-3	4.30	11	11	0	0	0	52.1	56	30	25	3	3	14	49	9	8.4	.273

GUEVARA, JOSE JULIAN **PITCHER**

HEIGHT: 6-3 **BATS:** R **BORN:** 10/2/1998 in Cumana, VZ
WEIGHT: 180 **THROWS:** R **RESIDES:** Maigualida, VZ
SIGNED BY: Jose Leon **SCHOOL:** --
HOW OBTAINED: Signed as an undrafted free agent, July 3, 2017.

2019: Earned his high school equivalency diploma on January 30 after a two-year course of study to become part of the first graduating class of the Twins' baseball academy in the Dominican Republic...**2018:** Played 17 games for the DSL Twins, went 2-2 with a 2.48 ERA (29.0 IP, 8 ER), 15 walks, 35 strikeouts and six saves.

YEAR	TEAM	W-L	ERA	G	GS	CG	SH	SV	IP	H	R	ER	HR	HB	BB	SO	WP	K/9	BAA
2018	DSL Twins	2-2	2.48	17	0	0	0	6	29.0	29	14	8	1	2	15	35	2	10.9	.252
2019	GCL Twins	1-1	2.79	13	0	0	0	2	19.1	17	7	6	0	0	13	21	1	9.8	.233
Minor League Totals		3-3	2.61	30	0	0	0	8	48.1	46	21	14	1	2	28	56	3	10.4	.245

GUZMAN, ADRIAN JEFFREY **INFIELDER**

HEIGHT: 5-11 **BATS:** R **BORN:** 6/8/1995 in La Puente, CA
WEIGHT: 165 **THROWS:** R **RESIDES:** La Puente, CA
SIGNED BY: -- **SCHOOL:** California State University, Dominguez Hills (Carson, CA)
HOW OBTAINED: Signed as an undrafted free agent August 19, 2019.

YEAR	TEAM	AVG	G	AB	R	H	2B	3B	HR	RBI	SH	SF	HB	BB	SO	SB	CS	OBP	OPS
2019	GCL Twins	.111	4	9	0	1	0	0	0	0	0	0	0	1	1	0	0	.200	.311
Minor League Totals		.111	4	9	0	1	0	0	0	0	0	0	0	1	1	0	0	.200	.311

GUZMAN, YOLBY

PITCHER

HEIGHT: 6-2
WEIGHT: 175
SIGNED BY: Manuel Luciano
HOW OBTAINED: Signed as an undrafted free agent, July 3, 2017.

BATS: R
THROWS: R
SCHOOL: --

BORN: 11/11/2000 in Mao, DR
RESIDES: Mao, DR

2018: Missed the entire season on the 60-day Injured List with a right forearm strain...**2018:** Played 20 games for the DSL Twins, going 1-0 with a 7.59 ERA (32.0 IP, 27 ER), 26 walks, 35 strikeouts and six saves.

YEAR	TEAM	W-L	ERA	G	GS	CG	SH	SV	IP	H	R	ER	HR	HB	BB	SO	WP	K/9	BAA
2018	DSL Twins	1-0	7.59	20	0	0	0	3	32.0	34	36	27	1	3	26	35	12	9.8	.256
2019									DID NOT PLAY - INJURED										
Minor League Totals		1-0	7.59	20	0	0	0	3	32.0	34	36	27	1	3	26	35	12	9.8	.256

GUTIERREZ, CARLOS DANIEL

PITCHER

HEIGHT: 6-3
WEIGHT: 180
SIGNED BY: Fred Guerrero
HOW OBTAINED: Signed as an undrafted free agent, August 28, 2018.

BATS: R
THROWS: R
SCHOOL: --

BORN: 1/16/2000 in San Felipe, VZ
RESIDES: San Felipe, VZ

YEAR	TEAM	W-L	ERA	G	GS	CG	SH	SV	IP	H	R	ER	HR	HB	BB	SO	WP	K/9	BAA
2019	DSL Twins	2-1	5.73	15	4	0	0	0	44.0	49	36	28	5	4	11	43	7	8.8	.275
Minor League Totals		2-1	5.73	15	4	0	0	0	44.0	49	36	28	5	4	11	43	7	8.8	.275

HACKIMER, THOMAS GEORGE (TOM)

PITCHER

HEIGHT: 5-11
WEIGHT: 195
SIGNED BY: John Wilson
HOW OBTAINED: Selected by Twins in 4th round of 2016 First-Year Player Draft.

BATS: R
THROWS: R
SCHOOL: St. John's University (NY)

BORN: 6/28/1994 in Hyde Park, NY
RESIDES: Floral Park, NY

2019: Split the season between Single-A Ft. Myers and Double-A Pensacola, going 6-2 with a 2.54 ERA (56.2 IP, 16 ER), 27 walks, 75 strikeouts and one save in 36 games...**2018:** Had three different stints on the 7-day Injured List with a left ankle sprain and right shoulder strain...**2017:** Began season with Single-A Cedar Rapids working solely in relief...allowed four runs in first two appearances (3.0 IP)...went on to toss 21.0 innings over 14 appearances without allowing an earned run (1 unearned run)...transferred to Single-A Ft. Myers May 31 and finished season with the Miracle...named Florida State League Pitcher of the Week July 9 after going 2-0 with one save and one hit allowed while striking out seven in four appearances (6.0 IP)...pitched for Surprise in the Arizona Fall League going 0-1 with a 2.31 ERA (11.2 IP, 3 ER), seven walks and 10 strikeouts in 10 relief appearances...**2016:** Began professional career making 21 appearances out of the bullpen with Single-A Cedar Rapids...five saves ranked second among all kernels...**PERSONAL:** Went 7-3, 1.17 ERA (53.2 IP, 7 ER) with eight saves, 19 walks and 71 strikeouts as a senior at St. John's in 2016...earned Big East Pitcher of the Year, the first reliever to do so since 2005...as a junior went 4-1 with a 1.92 ERA while recording a school record-15 saves and held hitters to a .094 batting average in a Big East Conference leading-35 appearances...was also named First-Team CoSIDA Academic All-District...studied physics at St. John's...was originally drafted in the 15th round of the 2015 First-Year Player Draft by the Mets...attended Archbishop Molloy High School in Briarwood, NY where he was a four-year letterwinner and also played basketball...also in chorus, band and science olympiad in high school.

YEAR	TEAM	W-L	ERA	G	GS	CG	SH	SV	IP	H	R	ER	HR	HB	BB	SO	WP	K/9	BAA
2016	Cedar Rapids	1-3	2.39	21	0	0	0	5	26.1	21	12	7	1	7	12	26	0	8.9	.223
2017	Cedar Rapids	3-1	1.50	16	0	0	0	6	24.0	11	5	4	0	4	3	28	1	10.5	.133
	Ft. Myers	4-0	1.93	27	0	0	0	7	37.1	19	10	8	0	7	19	43	1	10.4	.148
2018	Ft. Myers	2-4	6.20	16	0	0	0	3	24.2	26	18	17	0	11	16	21	2	7.7	.289
2019	Ft. Myers	2-0	0.59	9	0	0	0	1	15.1	3	1	1	0	5	8	27	2	15.8	.064
	Pensacola	4-2	3.27	27	0	0	0	0	41.1	30	16	15	1	15	19	48	1	10.5	.204
Minor League Totals		16-10	2.77	116	0	0	0	22	169.0	110	62	52	2	49	77	193	7	10.3	.187

HADLEY, NATHANIEL MYLES (NATE)

PITCHER

HEIGHT: 5-11
WEIGHT: 182
SIGNED BY: Seth Moir
HOW OBTAINED: Selected by Twins in 25th round of 2019 First-Year Player Draft.

BATS: R
THROWS: R
SCHOOL: UCLA

BORN: 12/7/1995 in Encino, CA
RESIDES: Los Angeles, CA

YEAR	TEAM	W-L	ERA	G	GS	CG	SH	SV	IP	H	R	ER	HR	HB	BB	SO	WP	K/9	BAA
2019	Elizabethton	1-0	1.13	6	0	0	0	1	8.0	4	1	1	0	1	1	13	1	14.6	.148
	Cedar Rapids	2-1	2.10	15	0	0	0	2	25.2	17	7	6	2	1	12	30	0	10.5	.191
Minor League Totals		3-1	1.87	21	0	0	0	3	33.2	21	8	7	2	2	13	43	1	11.5	.181

HAMILTON, CALEB BRODERICK

CATCHER

HEIGHT: 6-0
WEIGHT: 185
SIGNED BY: Trevor Brown
HOW OBTAINED: Selected by Twins in 23rd round of 2016 First-Year Player Draft.

BATS: R
THROWS: R
SCHOOL: Oregon State University

BORN: 2/5/1995 in Kirkland, WA
RESIDES: Redmond, WA

2019: Split the season between Double-A Pensacola and Triple-A Rochester, hitting .224 (75-for-335) with 45 runs scored, 17 doubles, seven home runs, 42 RBI and 40 walks in 99 games...has recorded exactly 42 RBI in each of the last three seasons...**2018:** Spent entire season with Single-A Ft. Myers...matched his career high with five RBI on June 28 at Tampa...**2016:** Began professional career with Rookie-Elizabethton...recorded his first career five-RBI game on August 30...**PERSONAL:** Originally drafted by Washington in 38th round of 2013 First-Year Player Draft, but did not sign...played three seasons at Oregon State University...graduated from Woodville (WA) High School where he lettered for three years...was Seattle Times All-Area as a senior after hitting .486 with four home runs...was the quarterback of the football team.

MINOR LEAGUES

HAMILTON, continued...

YEAR	TEAM	AVG	G	AB	R	H	2B	3B	HR	RBI	SH	SF	HB	BB	SO	SB	CS	OBP	OPS
2016	Elizabethton	.207	45	140	25	29	7	2	2	15	1	0	3	28	44	2	1	.351	.680
2017	Cedar Rapids	.221	92	307	51	68	18	4	9	42	1	2	3	54	97	3	4	.342	.736
2018	Ft. Myers	.205	91	297	38	61	19	2	4	42	0	6	1	36	72	5	2	.288	.611
2019	Pensacola	.226	88	296	41	67	15	2	6	38	0	2	3	40	82	7	6	.323	.674
	Rochester	.205	11	39	4	8	2	0	1	4	0	0	0	0	15	0	0	.205	.538
Minor League Totals		.216	327	1079	159	233	61	10	22	141	2	10	10	158	310	17	13	.319	.671

HANNER, BRADLEY THOMAS**PITCHER**

HEIGHT: 6-4

BATS: R

BORN: 2/10/1999 in Fairfax, VA

WEIGHT: 210

THROWS: R

RESIDES: Rapidan, VA

SIGNED BY: Ty Dawson

SCHOOL: Patrick Henry CC (VA)

HOW OBTAINED: Selected by Twins in 21st round of 2019 First-Year Player Draft.

YEAR	TEAM	W-L	ERA	G	GS	CG	SH	SV	IP	H	R	ER	HR	HB	BB	SO	WP	K/9	BAA
2019	GCL Twins	2-3	4.39	11	0	0	0	1	26.2	16	14	13	1	4	12	30	6	10.1	.180
Minor League Totals		2-3	4.39	11	0	0	0	1	26.2	16	14	13	1	4	12	30	6	10.1	.180

HARDY, BLAINE PATRICK**PITCHER**

SEE PAGES 102-103

HEADRICK, BRENT WAYNE**PITCHER**

HEIGHT: 6-6

BATS: L

BORN: 12/17/1997 in Joliet, IL

WEIGHT: 227

THROWS: L

RESIDES: Joliet, IL

SIGNED BY: Jeff Pohl

SCHOOL: Illinois State University

HOW OBTAINED: Selected by Twins in 9th round of 2019 First-Year Player Draft.

YEAR	TEAM	W-L	ERA	G	GS	CG	SH	SV	IP	H	R	ER	HR	HB	BB	SO	WP	K/9	BAA
2019	Elizabethton	0-0	0.00	3	2	0	0	0	3.2	2	2	0	0	0	5	2	0	4.9	.182
Minor League Totals		0-0	0.00	3	2	0	0	0	3.2	2	2	0	0	0	5	2	0	4.9	.182

HELMAN, MICHAEL JAMES**INFIELDER**

HEIGHT: 6-1

BATS: R

BORN: 5/23/1996 in Lincoln, NE

WEIGHT: 195

THROWS: R

RESIDES: --

SIGNED BY: Greg Runser

SCHOOL: Texas A&M University

HOW OBTAINED: Selected by Twins in 11th round of 2018 First-Year Player Draft.

YEAR	TEAM	AVG	G	AB	R	H	2B	3B	HR	RBI	SH	SF	HB	BB	SO	SB	CS	OBP	OPS
2018	Elizabethton	.375	12	40	8	15	0	1	2	7	0	1	2	3	4	6	1	.435	1.010
	Cedar Rapids	.355	27	107	20	38	6	1	2	15	0	2	3	6	14	4	5	.398	.884
2019	Ft. Myers	.197	82	284	26	56	13	1	3	25	1	3	1	17	40	3	3	.243	.524
Minor League Totals		.253	121	431	54	109	19	3	7	47	1	6	6	26	58	13	9	.301	.660

HEREDIA, VICTOR ENRIQUE**INFIELDER**

HEIGHT: 6-2

BATS: R

BORN: 6/1/2000 in Acarigua, VZ

WEIGHT: 230

THROWS: R

RESIDES: Araure, VZ

SIGNED BY: Jose Leon

SCHOOL: --

HOW OBTAINED: Signed as an undrafted free agent, July 4, 2016.

2018: Named DSL Midseason All-Star...led team in average, slugging, RBI, hits and runs...second in DSL in RBI, sixth in slugging, seventh in average and 10th in OPS.

YEAR	TEAM	AVG	G	AB	R	H	2B	3B	HR	RBI	SH	SF	HB	BB	SO	SB	CS	OBP	OPS
2017	DSL Twins	.257	24	74	10	19	4	0	1	9	1	1	2	10	19	1	0	.356	.707
2018	DSL Twins	.330	60	233	47	77	16	4	8	56	0	8	5	14	40	1	4	.369	.906
2019	GCL Twins	.257	40	136	17	35	5	0	1	18	0	2	3	16	31	0	1	.244	.660
Minor League Totals		.296	124	443	74	131	25	4	10	83	1	11	10	40	90	3	5	.359	.797

HIRABAYASHI, JAKE ETHAN**INFIELDER**

HEIGHT: 5-11

BATS: R

BORN: 9/28/1996 in Los Angeles, CA

WEIGHT: 188

THROWS: R

RESIDES: Sherman Oaks, CA

SIGNED BY: Seth Moir

SCHOOL: UCLA

HOW OBTAINED: Selected by Twins in 39th round of 2019 First-Year Player Draft.

YEAR	TEAM	AVG	G	AB	R	H	2B	3B	HR	RBI	SH	SF	HB	BB	SO	SB	CS	OBP	OPS
2019	GCL Twins	.231	29	78	15	18	2	1	2	17	0	1	6	18	24	7	2	.408	.767
	Cedar Rapids	.000	4	15	0	0	0	0	0	1	0	0	0	1	5	0	0	.067	.067
	Rochester	.000	1	2	0	0	0	0	0	0	0	0	0	0	1	0	0	.000	.000
Minor League Totals		.191	34	94	15	18	2	1	2	18	0	1	6	19	30	7	2	.358	.656

HOLLAND, WILLIAM CHRISTOPHER (WILL)**INFIELDER****HEIGHT:** 5-10**BATS:** R**BORN:** 4/18/1998 in Atlanta, GA**WEIGHT:** 181**THROWS:** R**RESIDES:** Lawrenceville, GA**SIGNED BY:** Jack Powell**SCHOOL:** Auburn University**HOW OBTAINED:** Selected by Twins in 5th Round of 2019 First-Year Player Draft.**2019:** Played his first professional season with Rookie-Elizabethton...ended the year with back-to-back two-hit games (4-for-7, RBI).

YEAR	TEAM	AVG	G	AB	R	H	2B	3B	HR	RBI	SH	SF	HB	BB	SO	SB	CS	OBP	OPS
2019	Elizabethton	.192	36	125	22	24	2	0	7	16	0	0	0	14	44	8	1	.299	.675
Minor League Totals		.192	36	125	22	24	2	0	7	16	0	0	0	14	44	8	1	.299	.675

HORACEK, MITCHELL JAMES (MITCH)**PITCHER****HEIGHT:** 6-5**BATS:** L**BORN:** 12/3/1991 in Littleton, CO**WEIGHT:** 185**THROWS:** L**RESIDES:** --**SIGNED BY:** --**SCHOOL:** Dartmouth College (NH)**HOW OBTAINED:** Signed as a minor league free agent on November 19, 2019.

YEAR	TEAM	W-L	ERA	G	GS	CG	SH	SV	IP	H	R	ER	HR	HB	BB	SO	WP	K/9	BAA
2013	Aberdeen	5-4	2.78	12	11	0	0	0	64.2	54	24	20	1	1	7	45	4	6.3	.224
2014	Delmarva	6-10	3.80	24	24	0	0	0	137.1	139	73	58	8	5	35	151	14	9.9	.262
	Frederick	0-1	7.50	1	1	0	0	0	6.0	7	5	5	0	1	3	3	1	4.5	.333
2015	Frederick	7-17	4.90	28	28	1	1	0	154.1	156	95	84	22	7	52	146	15	8.5	.263
2016	Frederick	5-11	4.59	27	27	3	1	0	133.1	172	83	68	13	6	45	110	13	7.4	.311
2017	Frederick	5-3	3.88	32	0	0	0	0	53.1	58	26	23	8	2	24	68	4	11.5	.270
2018	Hartford	3-3	2.20	51	0	0	0	0	61.1	50	17	15	3	1	27	75	3	11.0	.222
2019	Albuquerque	1-1	18.75	12	0	0	0	0	12.0	34	25	25	5	0	8	13	2	9.8	.523
	Hartford	4-0	2.48	34	0	0	0	0	36.1	30	10	10	1	2	19	43	7	10.7	.234
Minor League Totals		36-50	4.21	221	91	4	2	2	658.2	700	358	308	61	25	220	654	63	8.9	.272

ISOLA, ALEXANDER CLAY (ALEX)**CATCHER****HEIGHT:** 6-1**BATS:** R**BORN:** 7/22/1998 in Greenbrae, CA**WEIGHT:** 215**THROWS:** R**RESIDES:** Lincoln, CA**SIGNED BY:** Trevor Brown**SCHOOL:** Texas Christian University**HOW OBTAINED:** Selected by Twins in 29th round of 2019 First-Year Player Draft.

YEAR	TEAM	AVG	G	AB	R	H	2B	3B	HR	RBI	SH	SF	HB	BB	SO	SB	CS	OBP	OPS
2019	Elizabethton	.400	7	25	7	10	2	0	1	8	0	1	2	0	10	1	0	.429	1.029
	Cedar Rapids	.268	18	56	7	15	3	0	2	9	0	1	0	5	9	0	0	.323	.751
Minor League Totals		.309	25	81	14	25	5	0	3	17	0	2	2	5	19	1	0	.356	.837

JAVIER, WANDER JIMENEZ**INFIELDER****HEIGHT:** 6-1**BATS:** R**BORN:** 12/29/1998 in Bona, DR**WEIGHT:** 165**THROWS:** R**RESIDES:** Bona, DR**SIGNED BY:** Fred Guerrero**SCHOOL:** --**HOW OBTAINED:** Signed as an undrafted free agent, July 2, 2015.

2019: Entered the season ranked as the fourth-best prospect in the Twins system by *Baseball America*...spent the season with Single-A Cedar Rapids, hitting .177 (53-for-300) with 43 runs scored, nine doubles, one triple, 11 home runs, 37 RBI and 35 walks in 80 games...was selected by *Baseball America* as the best defensive infielder in the Twins minor league system...**2018:** Missed the season due to surgery on a torn left labrum...**2017:** Spent entire season with Rookie-Elizabethton as the everyday shortstop...finished with the second-most runs and doubles, and third-most hits among E-Twins...**2016:** Made his professional debut with DSL Twins...on the Injured List twice, June 21-29 and July 2 to end of season...ranked as the second-best prospect in the Twins system by *Baseball America* entering the season...**PERSONAL:** Rated as the ninth-best prospect in the 2015 international class by *Baseball America*, fifth by Fangraphs and eighth by MLB.com...trained with Jose Mateo...played in the Dominican Prospect League...rated as the 11th best prospect in the Twins system by *Baseball America* entering 2016.

YEAR	TEAM	AVG	G	AB	R	H	2B	3B	HR	RBI	SH	SF	HB	BB	SO	SB	CS	OBP	OPS
2016	DSL Twins	.308	9	26	7	8	3	0	2	6	0	0	0	4	5	0	0	.400	1.054
2017	Elizabethton	.299	41	157	34	47	13	1	4	22	0	1	3	19	49	4	3	.383	.854
2018	DID NOT PLAY - INJURED																		
2019	Cedar Rapids	.177	80	300	43	53	9	1	11	37	0	1	3	35	116	2	0	.278	.601
Minor League Totals		.224	130	483	84	108	25	2	17	65	0	2	6	58	170	6	3	.319	.708

JAX, JAMES GRIFFIN (GRIFFIN)**PITCHER**

SEE PAGE 108

JEFFERS, RYAN MICHAEL**CATCHER**

SEE PAGE 109

JENSEN, TREVOR JOHN**INFIELDER****HEIGHT:** 6-2**BATS:** R**BORN:** 4/27/1997 in Dunedin, FL**WEIGHT:** 193**THROWS:** R**RESIDES:** Dunedin, FL**SIGNED BY:** Greg Runser**SCHOOL:** Tulane University**HOW OBTAINED:** Selected by Twins in 24th round of 2019 First-Year Player Draft.

MINOR LEAGUES

JENSEN, continued...

2019: Spent the season with Rookie-Elizabethton, after signing on June 12...began his career with a six-game hitting streak, batting .400 (8-for-20) with four runs scored, one double, one triple, one RBI and four walks...hit first career home run on July 29 at Burlington, a solo shot in the third inning.

YEAR TEAM	AVG	G	AB	R	H	2B	3B	HR	RBI	SH	SF	HB	BB	SO	SB	CS	OBP	OPS
2019 Elizabethton	.246	38	122	17	30	4	2	1	12	0	4	3	16	29	2	2	.338	.674
Minor League Totals	.246	38	122	17	30	4	2	1	12	0	4	3	16	29	2	2	.338	.674

JIMENEZ, ARGENIS ARMANDO

OUTFIELDER

HEIGHT: 5-11 BATS: R BORN: 4/21/2003 in Venezuela
 WEIGHT: 160 THROWS: R RESIDES: Venezuela
 SIGNED BY: -- SCHOOL: --
 HOW OBTAINED: Signed as an undrafted free agent, July 8, 2019.

YEAR TEAM	AVG	G	AB	R	H	2B	3B	HR	RBI	SH	SF	HB	BB	SO	SB	CS	OBP	OPS
2020 DSL Twins	Will be his first professional season																	

JONES, ERIC BRADLEY

CATCHER

HEIGHT: 6-0 BATS: R BORN: 3/20/1996 in Jacksonville, FL
 WEIGHT: 193 THROWS: R RESIDES: Jacksonville, FL
 SIGNED BY: -- SCHOOL: Davidson College (NC)
 HOW OBTAINED: Signed as a minor league free agent, August 19, 2019.

YEAR TEAM	AVG	G	AB	R	H	2B	3B	HR	RBI	SH	SF	HB	BB	SO	SB	CS	OBP	OPS
2019 GCL Twins	.125	5	16	0	2	0	0	0	1	0	0	0	4	2	0	0	.300	.425
Minor League Totals	.125	5	16	0	2	0	0	0	1	0	0	0	4	2	0	0	.300	.425

JONES, MATTHEW CHRISTOPHER (MATT)

PITCHER

HEIGHT: 6-4 BATS: R BORN: 10/16/1998 in Markham, Ontario, CAN
 WEIGHT: 150 THROWS: L RESIDES: Whitby, Ontario, CAN
 SIGNED BY: Walt Burrows SCHOOL: Sinclair Secondary School (CAN)
 HOW OBTAINED: Selected by Twins in 28th round of 2016 First-Year Player Draft.
 2018-19: Missed two seasons due to left shoulder impingement.

YEAR TEAM	W-L	ERA	G	GS	CG	SH	SV	IP	H	R	ER	HR	HB	BB	SO	WP	K/9	BAA
2016 GCL Twins	0-2	17.18	5	0	0	0	0	3.2	2	7	7	1	0	8	5	3	12.3	.182
2017 GCL Twins	2-1	3.94	11	2	0	0	2	32.0	29	17	14	0	6	19	19	7	5.3	.242
2018	DID NOT PLAY - INJURED																	
2019	DID NOT PLAY - INJURED																	
Minor League Totals	2-3	5.30	16	2	0	0	2	35.2	31	24	21	1	6	27	24	10	6.1	.237

JULIEN, EDOUARD

INFIELDER

HEIGHT: 6-2 BATS: L BORN: 4/30/1999 in Quebec City, CAN
 WEIGHT: 205 THROWS: R RESIDES: Quebec, CAN
 SIGNED BY: Jack Powell SCHOOL: Auburn University
 HOW OBTAINED: Selected by Twins in 18th round of 2019 First-Year Player Draft.

2019: Missed the season with a right ulnar collateral ligament injury...AMATEUR: Played two seasons at Auburn, hitting .266 (118-for-443) with 99 runs scored, 21 doubles, one triple, 27 homers, 126 RBI and 84 walks in 127 games for the Tigers...majored in international business...also spent two seasons with Hyannis in the Cape Cod League, recording 16 RBI in 30 games...originally drafted by Philadelphia in the 37th round of the 2017 First-Year Player Draft, but did not sign.

YEAR TEAM	AVG	G	AB	R	H	2B	3B	HR	RBI	SH	SF	HB	BB	SO	SB	CS	OBP	OPS
2019 Elizabethton	DID NOT PLAY - INJURED																	

KEIRSEY, DASHAWN ROBERT JR.

OUTFIELDER

HEIGHT: 6-2 BATS: L BORN: 5/13/1997 in San Diego, CA
 WEIGHT: 195 THROWS: L RESIDES: San Diego, CA
 SIGNED BY: Andrew Ayers SCHOOL: University of Utah
 HOW OBTAINED: Selected by Twins in 4th round of 2018 First-Year Player Draft.

2019: Split the season between Rookie-Elizabethton (7 games) and Single-A Cedar Rapids (36 games), hitting .150 (22-for-147) with 13 runs scored, one double, one triple, 14 RBI and 24 walks in 43 games...placed on the 7-day IL on May 12 and reactivated on August 10...2018: Began first professional season with Rookie-Elizabethton...batted .368 (7-for-19) across his first four career games...from July 1-August 2, hit .383 (18-for-47) with five doubles, seven walks and 10 RBI...AMATEUR: First team All-Pac 12 selection in all three years played at Utah...three-time Pac 12 All-Defensive Team selection...in 2018, led the Pac-12 in doubles (23), third in average (.386), tied for third in hits (78) and tied for sixth in triples (five)...ranked 19th in the country in average...22 multi-hit games in 2018, led the team...named Louisville Slugger Freshman All-American in 2016...first Utah selection to Pac-12 All-Defensive Team since joining the conference...First-Team All-East County as a senior at Helix Charter High School...also earned first team all-league and all-county as a wide receiver in football...PERSONAL: Majored in financial planning.

YEAR TEAM	AVG	G	AB	R	H	2B	3B	HR	RBI	SH	SF	HB	BB	SO	SB	CS	OBP	OPS
2018 Elizabethton	.301	26	103	20	31	7	3	0	13	0	1	0	12	20	4	1	.371	.798
2019 Elizabethton	.217	7	23	4	5	0	0	0	3	0	1	0	6	8	1	0	.367	.584
Cedar Rapids	.137	36	124	9	17	1	1	0	11	0	1	0	18	40	2	1	.245	.406
Minor League Totals	.212	69	250	33	53	8	4	0	27	0	3	0	36	68	7	2	.308	.584

KERRIGAN, JAMES PATRICK (JIMMY)

OUTFIELDER

HEIGHT: 6-1 **BATS:** R **BORN:** 3/16/1994 in Philadelphia, PA
WEIGHT: 215 **THROWS:** R **RESIDES:** Philadelphia, PA
SIGNED BY: Bill Milos **SCHOOL:** Virginia Commonwealth University
HOW OBTAINED: Signed as an undrafted free agent, July 26, 2017.

2019: Split the season between Double-A Pensacola and Triple-A Rochester, hitting .219 (76-for-347) with 53 runs scored, 16 doubles, 15 home runs, 44 RBI and 17 walks in 98 games...**2018:** Named Florida State League Midseason All-Star after hitting .281 (65-for-196) with 15 doubles, six home runs and 24 RBI in the first half of the season...promoted to Double-A Chattanooga on June 13...named Florida State League Player of the Week for April 16-22, hitting .409 (9-for-22) with four doubles, one home run, three runs scored and three RBI...**2017:** Signed by River City Rascals of the Independent Frontier League...played in 62 games for the Rascals and at time of signing with the Twins led his team in hits, average, home runs, RBI and doubles...was also second in the league in hits...signed by Twins to a minor league contract July 26 and reported to Single-A Cedar Rapids...**AMATEUR CAREER:** Played at Temple University for two years and then after the baseball program was cut, transferred to Virginia Commonwealth University where he hit .318 with four home runs and 35 RBI his senior year in 2016...also helped lead the VCU Rams to a super region in 2015 and then in 2016, won the Hammer Strength All-American Award which is given by the Collegiate Strength and Conditioning Coaches Association...**PERSONAL:** Graduate of Norman-Goretti Catholic High School in Philadelphia, PA...collected First-Team All-Catholic accolades his junior and senior years...named to Third-Team All-Southeastern Pennsylvania...three-time Catholic League Championship & City Championships (2009, 2011, 2012).

YEAR	TEAM	AVG	G	AB	R	H	2B	3B	HR	RBI	SH	SF	HB	BB	SO	SB	CS	OBP	OPS
2017	Cedar Rapids	.250	31	124	14	31	2	4	5	20	1	2	3	1	30	1	2	269	.721
2018	Ft. Myers	.281	53	196	26	55	15	2	6	24	0	3	6	14	59	3	4	.342	.812
	Chattanooga	.226	55	195	21	44	7	0	6	21	0	2	2	10	67	0	3	.268	.622
	Rochester	.300	4	10	2	3	0	0	1	1	0	0	1	2	2	0	0	.462	1.062
2019	Pensacola	.209	78	278	40	58	11	0	9	31	3	3	10	15	77	15	6	.271	.617
	Rochester	.261	20	69	13	18	5	0	6	13	0	1	0	2	21	0	0	.278	.872
Minor League Totals		.240	241	872	116	209	40	6	33	110	8	15	22	44	256	19	15	.290	.703

KIRILLOFF, ALEXANDER DAVID (ALEX)

OUTFIELDER

SEE PAGE 113

KOCH, BRANDON GREGORY

PITCHER

HEIGHT: 6-1 **BATS:** R **BORN:** 12/20/1992 in Seminole, FL
WEIGHT: 205 **THROWS:** R **RESIDES:** Seminole, FL
SIGNED BY: -- **SCHOOL:** Dallas Baptist University
ORIGINALLY DRAFTED BY: Rays in fourth round of 2015 First-Year Player Draft.
HOW OBTAINED: Signed as a minor league free agent, January 31, 2020.

2019: Missed entire season recovering from Tommy John surgery; released by Tampa Bay August 7...**2018:** Made 13 relief appearances for Single-A Charlotte, going 2-1 with a 1.76 ERA (15.1 IP, 3 ER), two walks and 20 strikeouts...10 of 13 appearances were scoreless...placed on 7-day Injured List June 19; underwent Tommy John surgery June 26 and missed remainder of season...**2017:** Missed season due to right elbow fracture...**2016:** Limited to just five appearances due to right elbow inflammation...placed on 7-day IL April 30 (retro to April 27); missed remainder of season...**2015:** Signed with Rays after being selected in fourth round of 2015 First-Year Player Draft...made professional debut June 22...struck out a career-high five batters in 2.0 innings August 9...**AMATEUR:** Pitched three seasons at Dallas Baptist University, posting a 1.97 ERA (100.2 IP, 22 ER) and 23 saves in 73 relief appearances...ranked 11th in the country with 14 saves his junior season...named pronounced "COACH".

YEAR	TEAM	W-L	ERA	G	GS	CG	SH	SV	IP	H	R	ER	HR	HB	BB	SO	WP	K/9	BAA	
2015	Hudson Valley	0-1	3.06	18	0	0	0	0	6	32.1	24	14	11	3	1	5	47	4	13.1	.198
2016	Charlotte	0-0	2.57	5	0	0	0	2	7.0	3	2	2	0	0	4	7	0	9.0	.130	
2017									DID NOT PLAY - INJURY											
2018	Charlotte	2-1	1.76	13	0	0	0	5	15.1	9	7	3	0	2	6	20	2	11.7	.167	
2019									DID NOT PLAY - INJURY											
Minor League Totals		2-2	2.63	36	0	0	0	13	54.2	36	23	16	3	3	15	74	6	12.2	.182	

KREHBIEL, JOSEPH ROLAND (JOEY)

PITCHER

HEIGHT: 6-2 **BATS:** R **BORN:** 12/20/1992 in Seminole, FL
WEIGHT: 185 **THROWS:** R **RESIDES:** Seminole, FL
SIGNED BY: -- **SCHOOL:** Seminole High School (FL)
ORIGINALLY DRAFTED BY: Angels in 12th round of 2011 First-Year Player Draft.
HOW OBTAINED: Signed as a minor league free agent, January 23, 2020.

2019: Went 1-4 with a 7.69 ERA (64.1 IP, 55 ER) in 51 appearances for Triple-A Reno...his 51 appearances ranked second in the Arizona organization...**2018:** Made major league debut July 2 vs. St. Louis, after being selected from Triple-A that day...made two scoreless appearances with Arizona (3.0 IP, 1 H, 2 BB) before being returned to Triple-A July 5...went 3-3 with a 4.24 ERA (57.1 IP, 27 ER), two saves and 71 strikeouts in 48 appearances for Triple-A Reno...ranked third in the Pacific Coast League in strikeouts per 9.0 IP (11.2) and fifth in opponent batting average (.233)...had a 13-game scoreless streak with Reno from May 6-June 14 (19.0 IP)...**2017:** Made 44 appearances with Double-A Jackson, going 2-4 with a 3.27 ERA (55.0 IP, 20 ER), four saves and 74 strikeouts...finished tied for seventh in the league in appearances...also made two scoreless outings for Triple-A Reno, recording one save...named a Southern League Midseason All-Star for the second consecutive season...**2016:** Pitched entire season with Double-A Mobile, going 1-1 with a 2.75 ERA (55.2 IP, 17 ER) and 66 strikeouts in 52 relief appearances...named Southern League Midseason All-Star...ranked second in the league in appearances...**2015:** Posted a 3.71 ERA (68.0 IP, 28 ER) in 60 relief outings for Single-A Visalia...tied for the California League lead in appearances...converted 10-of-14 save opportunities...**2014:** Began season with Single-A Burlington in Angels system, posting 1.93 ERA (14.0 IP, 3 ER) in 13 appearances before transfer to Single-A Inland Empire on June 23...made four relief appearances with Inland Empire prior to being traded to Arizona on July 5 with OF Zach Borenstein in exchange for LHP Joe Thatcher and OF Tony Campana...finished season with Single-A Visalia, going 1-0 with a 1.42 ERA (25.1 IP, 4 ER) in 22 games...**2013:** Pitched for Single-A Burlington, going 6-5 with a 2.74 ERA (65.2 IP, 20 ER)...struck out 70 batters and held opponents to a .204 batting average...**2012:** Worked solely in relief in his first full season...went 2-2 with a 5.12 ERA (31.2 IP, 18 ER) and 34 strikeouts in 22 appearances...**2011:** Made his professional debut with the AZL Angels after being selected in 11th round of First-Year Player Draft...started first three games, then made two relief appearances to end season...**PERSONAL:** Name is pronounced "KRAY-bull"...teammates with Royals outfielder Brett Phillips at Seminole High School and with Salt River in the Arizona Fall League in 2016.

MINOR LEAGUES

KREHBIEL, continued...

YEAR	TEAM	W-L	ERA	G	GS	CG	SH	SV	IP	H	R	ER	HR	HB	BB	SO	WP	K/9	BAA
2011	AZL Angels	0-0	14.21	5	3	0	0	0	6.1	12	10	10	0	2	2	6	0	8.5	400
2012	Orem	2-2	5.12	22	0	7	0	0	31.2	38	21	18	2	0	10	34	2	9.7	292
2013	Burlington	6-5	2.74	48	1	16	0	1	65.2	49	22	20	3	3	28	70	5	9.6	204
2014	Inland Empire	0-0	2.25	4	0	2	0	0	4.0	2	2	1	1	0	1	6	1	13.5	133
	Visalia	1-0	1.42	22	0	5	0	3	25.1	13	5	4	1	1	9	28	3	9.9	149
	Burlington	0-0	1.93	13	0	8	0	5	14.0	8	4	3	0	0	6	17	0	10.9	163
2015	Visalia	0-6	3.71	60	0	21	0	10	68.0	54	29	28	6	2	28	96	3	12.7	215
2016	Mobile	1-1	2.75	52	0	8	0	1	55.2	42	20	17	4	2	23	66	2	10.7	207
2017	Reno	0-0	0.00	2	0	2	0	1	1.2	1	0	0	0	0	2	0	10.8	167	
	Jackson	2-4	3.27	44	0	16	0	4	55.0	45	23	20	3	1	27	74	5	12.1	224
2018	ARIZONA	0-0	0.00	2	0	1	0	0	3.0	1	0	0	0	0	2	0	0	0.0	100
	Reno	3-3	4.24	48	0	7	0	2	57.1	49	27	27	9	2	25	71	3	11.1	233
2019	Reno	1-4	7.69	51	0	8	0	1	64.1	73	62	55	16	5	45	67	3	9.4	280
Major League Totals		0-0	0.00	2	0	1	0	0	3.0	1	0	0	0	0	2	0	0	0.0	100
Minor League Totals		16-25	4.07	371	4	100	0	28	449.0	386	225	203	45	18	204	537	27	10.8	229

LANDAETA, YON RENY YOEL

PITCHER

HEIGHT: 6-1

BATS: R

BORN: 3/16/2000 in Venezuela

WEIGHT: 170

THROWS: R

RESIDES: Venezuela

SIGNED BY: Marlon Nava

SCHOOL: --

HOW OBTAINED: Signed as an undrafted free agent, December 16, 2019.

YEAR	TEAM	W-L	ERA	G	GS	CG	SH	SV	IP	H	R	ER	HR	HB	BB	SO	WP	K/9	BAA
2020	DSL Twins	Will be his first professional season																	

LARNACH, TREVOR JOHN-IKAIKALOA

OUTFIELDER

SEE PAGE 114

LAWERYSON, CODY ORION

PITCHER

HEIGHT: 6-4

BATS: L

BORN: 1/1/1999 in Skowhegan, ME

WEIGHT: 205

THROWS: R

RESIDES: Moscow, ME

SIGNED BY: John Wilson

SCHOOL: University of Maine

HOW OBTAINED: Selected by Twins in 14th round of 2019 First-Year Player Draft.

YEAR	TEAM	W-L	ERA	G	GS	CG	SH	SV	IP	H	R	ER	HR	HB	BB	SO	WP	K/9	BAA
2019	Elizabethton	1-1	1.76	10	6	0	0	1	41.0	25	9	8	2	1	9	59	4	13.0	174
	Cedar Rapids	0-0	0.00	1	1	0	0	0	5.0	2	0	0	0	1	1	4	0	7.2	118
Minor League Totals		1-1	1.57	11	7	0	0	1	46.0	27	9	8	2	2	10	63	4	12.3	168

LAWRENCE, CASEY LEE

PITCHER

HEIGHT: 6-2

BATS: R

BORN: 10/28/1987 in McSherrytown, PA

WEIGHT: 170

THROWS: R

RESIDES: Hanover, PA

SIGNED BY: Bobby Gandolfo (Toronto)

SCHOOL: Albright College (PA)

HOW OBTAINED: Signed as a minor league free agent, January 24, 2020.

2019: Made 21 appearances for Hiroshima of the Japan Western League (minors), going 4-7 with a 4.51 ERA (105.2 IP, 53 ER) and 73 strikeouts...pitched in one game for the majors league Hiroshima squad of the Japan Central League, allowing six runs in 5.0 innings, with three strikeouts...**2018:** Made first career Opening Day roster with Seattle...had four stints with the Mariners, March 28-April 14, May 1-12, July 13-29 and August 9-13...went 1-0 with a 7.33 ERA (23.1 IP, 19 ER) in 11 outings for Seattle...pitched majority of season with Triple-A Tacoma, going 7-5 with a 3.31 ERA (98.0 IP, 36 ER) in 19 games (16 starts)...named Pitcher of the Week on July 10 with Tacoma, his third career weekly award...**2017:** Went 2-3 with a 6.34 ERA (55.1 IP, 39 ER) and 52 strikeouts in 27 major league appearances (2 starts) with Toronto (4 games) and Seattle (23 games)...had four stints with Seattle (May 17-June 2, June 12-13, July 28-Aug. 15 & Aug. 19-end)...earned first Major League win Aug. 1 at Texas...struck out nine batters over 5.0 innings in relief on June 1 vs. Colorado, setting single-game club record for strikeouts by a reliever...also made 11 appearances (7 starts) with Triple-A Tacoma, going 2-4 with a 4.08 ERA (57.1 IP, 26 ER) and 41 strikeouts...claimed off waivers from Toronto on May 11 after being designated for assignment on May 8...was 0-3 with a 8.78 ERA (13.1 IP, 13 ER) and seven strikeouts in four games (2 starts) with Toronto...selected by Toronto from Triple-A Buffalo April 8 and made MLB debut in relief later that day at Tampa Bay...went 1-0 with a 0.90 ERA (10.0 IP, 1 ER) with seven strikeouts in three starts with Triple-A Buffalo before recall...**2016:** Split season between Triple-A Buffalo (15 games/starts) and Double-A New Hampshire (13 games/starts)...went combined 8-12 with a 4.17 ERA (162.0 IP, 75 ER)...began season with Triple-A Buffalo, going 5-6 with a 3.83 ERA (87.0 IP, 37 ER) in 15 starts...in 13 starts with AA New Hampshire, went 3-6 with a 4.56 ERA (75.0 IP, 38 ER)...**2015:** In 26 starts with Double-A New Hampshire, went 12-13 with a 4.52 ERA (161.1 IP, 81 ER)...made one start with Triple-A Buffalo (L, 6.1 IP, 9 H, 4 ER, 6 K)...**2014:** Spent entire season with Double-A New Hampshire, went 9-9 with a 3.69 ERA (151.1 IP, 62 ER) and 93 strikeouts in 26 appearances (22 starts)...named Eastern League Player of the Week for June 23-29...selected as having "Best Control" in Eastern League by *Baseball America*...**2013:** Pitched at three levels in the Toronto system...made one start with Triple-A Buffalo to begin the season (4.0 IP, 6 R/5 ER, 2 BB, 3 K)...with Single-A Dunedin April 9-Aug. 24, went 4-6 with a 4.43 ERA (89.1 IP, 44 ER) in 16 appearances (15 starts)...named Florida State League Player of the Week for April 18-22...made two starts with Double-A New Hampshire to end the season, posting a 2.70 ERA (10.0 IP, 3 ER) in the outings...**2012:** Made 24 appearances (23 starts) for Single-A Dunedin...went 9-6 with a 3.63 ERA (138.2 IP, 56 ER) and 90 strikeouts...transferred to Double-A New Hampshire April 20-May 9, made three appearances (2 starts), going 0-1 with a 6.39 ERA (12.2 IP, 9 ER)...**2011:** Began season with Single-A Lansing, went 11-8 with a 3.08 ERA (125.2 IP, 43 ER) in 22 games (21 starts)...also made four starts for Single-A Dunedin (June 12, July 29, August 25 and 30), went 3-1 with a 2.84 ERA (25.1 IP, 8 ER) and 14 strikeouts...**2010:** Signed with Toronto as an undrafted free agent June 15...made pro debut with Single-A Auburn, went 6-1 with a 1.74 ERA (57.0 IP, 11 ER) and 48 strikeouts in 12 games (10 starts)...named New York-Penn League Midseason All-Star with the Doubledays...transferred to Single-A Lansing August 21, went 1-1 with one save and a 3.98 ERA (20.1 IP, 9 ER) in four appearances (3 starts).

LAWRENCE, continued...

YEAR	TEAM	W-L	ERA	G	GS	CG	SH	SV	IP	H	R	ER	HR	HB	BB	SO	WP	K/9	BAA
2010	Lansing	1-1	3.98	4	3	0	0	1	20.1	21	9	9	1	3	3	13	1	5.8	.273
	Auburn	6-1	1.74	12	10	0	0	0	57.0	41	13	11	2	2	9	48	0	7.6	.202
2011	Dunedin	3-1	2.84	4	4	1	0	0	25.1	26	8	8	3	0	2	14	1	5.0	.268
	Lansing	11-8	3.08	22	21	2	0	0	125.2	123	57	43	9	1	22	97	1	6.9	.252
2012	New Hampshire	0-1	6.39	3	2	0	0	0	12.2	20	9	9	1	1	5	6	0	4.3	.392
	Dunedin	9-6	3.63	24	23	1	0	0	138.2	149	60	56	9	1	21	90	1	5.8	.277
2013	Buffalo	0-1	11.25	1	1	0	0	0	4.0	10	6	5	0	0	2	3	0	6.8	.455
	New Hampshire	0-0	2.70	2	2	0	0	0	10.0	9	4	3	2	0	3	6	0	5.4	.250
	Dunedin	4-6	4.43	16	15	0	0	0	89.1	107	48	44	7	0	15	54	1	5.4	.302
2014	New Hampshire	9-9	3.69	26	22	1	1	0	151.1	161	72	62	9	2	29	93	1	5.5	.276
2015	Buffalo	0-1	5.68	1	1	0	0	0	6.1	9	4	4	1	0	0	6	0	8.5	.321
	New Hampshire	12-13	4.52	26	26	1	0	0	161.1	208	92	81	9	2	32	91	4	5.1	.315
2016	Buffalo	5-6	3.83	15	15	1	0	0	87.0	87	47	37	5	3	24	58	2	6.0	.311
	New Hampshire	3-6	4.56	13	13	0	0	0	75.0	92	42	38	8	1	13	50	0	6.0	.260
2017	TORONTO	0-3	8.78	4	2	0	0	0	13.1	21	14	13	2	0	11	7	0	4.7	.356
	SEATTLE	2-0	5.57	23	0	0	0	0	42.0	56	27	26	9	1	14	45	1	9.6	.318
	Tacoma	2-4	4.08	11	7	1	1	0	57.1	50	26	26	7	1	10	41	0	6.4	.236
	Buffalo	1-0	0.90	3	3	0	0	0	10.0	9	2	1	1	1	1	7	0	6.3	.231
2018	SEATTLE	1-0	7.33	11	0	0	0	0	23.1	28	19	19	2	2	10	14	1	5.4	.298
	Tacoma	7-5	3.31	19	16	1	1	1	98.0	98	40	36	11	2	13	89	1	8.2	.255
2019	PLAYED IN JAPAN WITH HIROSHIMA																		
Major League Totals		3-3	6.64	38	2	0	0	0	78.2	105	60	58	13	3	35	66	2	7.6	.319
Minor League Totals		73-69	3.77	202	184	9	3	2	1129.1	1220	539	473	85	20	204	766	13	6.1	.277

LEACH, LANDON

PITCHER

HEIGHT: 6-4

BATS: R

BORN: 7/12/1999 in Pickering, Ontario, CAN

WEIGHT: 220

THROWS: R

RESIDES: Pickering, Ontario, CAN

SIGNED BY: Walt Burrows

SCHOOL: Pickering High School (Ontario, CAN)

HOW OBTAINED: Selected by Twins in 2nd round (37th overall) of 2017 First-Year Player Draft.

2019: Missed entire season with right shoulder impingement syndrome...**PERSONAL:** Converted from catcher to pitcher prior to the 2017 Draft...played for the Canadian Junior National team and was the closer in 2016...was a member of the Toronto Mets 16U rotation in 2016 as well as being invited to play on the Toronto Blue Jays scout team and tournament team at the Perfect Game WWBA Championships in 2015...was also a part of the Eastern Ontario Baseball Association team that won the Gold Medal at the Ontario Summer Games in 2014...is fluent in French and played hockey...was the first Canadian player selected in the 2017 First-Year Player Draft.

YEAR	TEAM	W-L	ERA	G	GS	CG	SH	SV	IP	H	R	ER	HR	HB	BB	SO	WP	K/9	BAA
2017	GCL Twins	2-0	3.38	5	2	0	0	0	13.1	11	9	5	0	4	6	10	1	6.8	.220
2018	GCL Twins	0-1	2.18	7	6	0	0	0	20.2	16	9	5	1	2	10	16	6	7.0	.216
2019	DID NOT PLAY - INJURED																		
Minor League Totals		2-1	2.65	12	8	0	0	0	34.0	27	18	10	1	6	16	26	7	6.9	.218

LEGUMINA, CASEY DAVEY

PITCHER

HEIGHT: 6-1

BATS: R

BORN: 6/19/1997 in Dallas, TX

WEIGHT: 185

THROWS: R

RESIDES: Chandler, AZ

SIGNED BY: Kyle Blackwell

SCHOOL: Gonzaga University

HOW OBTAINED: Selected by Twins in 8th round of 2019 First-Year Player Draft.

YEAR	TEAM	W-L	ERA	G	GS	CG	SH	SV	IP	H	R	ER	HR	HB	BB	SO	WP	K/9	BAA
2019	DID NOT PLAY - INJURED																		

LEWIS, ROYCE OLIVER

INFIELDER

SEE PAGES 115-116

LOPEZ, JEURY ALEXANDER

INFIELDER

HEIGHT: 5-11

BATS: R

BORN: 11/3/2001 in San Pedro De Macoris, DR

WEIGHT: 170

THROWS: R

RESIDES: San Pedro De Macoris, DR

SIGNED BY: Eduardo Soriano

HOW OBTAINED: Signed as an undrafted free agent, January 24, 2019.

YEAR	TEAM	AVG	G	AB	R	H	2B	3B	HR	RBI	SH	SF	HB	BB	SO	SB	CS	OBP	OPS
2019	DSL Twins	.208	39	125	24	26	2	0	1	13	0	1	5	20	55	9	2	.338	.586
Minor League Totals		.208	39	125	24	26	2	0	1	13	0	1	5	20	55	9	2	.338	.586

LUJAN, HECTOR

PITCHER

HEIGHT: 6-3
WEIGHT: 220

BATS: R
THROWS: R
SCHOOL: Westmont College (CA)

BORN: 8/23/1994 in Corona, CA
RESIDES: Mira Loma, CA

SIGNED BY: Taylor Cameron

HOW OBTAINED: Selected by Twins in 35th round of 2015 First-Year Player Draft.

2019: Split the season between Single-A Ft. Myers and Double-A Pensacola, going 2-4 with a 2.76 ERA (58.2 IP, 18 ER), 15 walks and 55 strikeouts in 33 games...placed on the 7-day IL from August 8 to September 16...named the Pensacola recipient of the Harmon Killebrew award, for minor league community service; marked his second time winning the award (2017 with Single-A Cedar Rapids)...**2018:** Set a career high with 68 strikeouts in 38 relief appearances for Single-A Ft. Myers...**2017:** Spent entire season with Single-A Cedar Rapids...converted 17-of-19 save opportunities to lead the Midwest League...his 35 games finished were second in the MWL and his 42 appearances were second among Kernels...went 3-for-3 in save opportunities during Postseason, allowing just one hit and no walks while striking out two in 2.1 IP...**2016:** Tied for the Appalachian League lead in appearances...**AMATEUR CAREER:** Was taken three rounds after his college teammate Andrew Vasquez...pitching as a reliever had a 4.30 ERA with 25 strikeouts and 15 walks in 23.0 innings with Westmont College in 2015...prior to transferring to Westmont College, posted a 6.04 ERA (25.1 IP, 17 ER) in 15 appearances over two seasons at UC Santa Barbara...**PERSONAL:** Graduated from Jurupa Valley (CA) High School...compiled 21 wins and 200 strikeouts between his junior and senior seasons...earned First-Team All-Sunkist League as a junior...awarded League MVP and First-Team All-County as a senior.

YEAR	TEAM	W-L	ERA	G	GS	CG	SH	SV	IP	H	R	ER	HR	HB	BB	SO	WP	K/9	BAA
2015	GCL Twins	1-2	5.00	15	0	0	0	1	18.0	20	12	10	0	2	5	16	5	8.0	.286
2016	Ft. Myers	0-1	9.00	1	0	0	0	1.0	1	1	1	1	1	0	0	1	0	9.0	.250
	Elizabethton	3-0	5.35	19	0	0	0	3	35.1	39	25	21	5	4	10	30	1	7.6	.271
2017	Cedar Rapids	3-1	1.33	42	0	0	0	17	54.0	41	15	8	3	2	8	54	1	9.0	.215
2018	Ft. Myers	5-5	2.64	38	0	0	0	4	71.2	68	27	21	3	3	22	68	3	8.5	.248
2019	Ft. Myers	2-4	2.18	21	0	0	0	6	41.1	33	16	10	1	1	7	36	1	7.8	.220
	Pensacola	0-0	4.15	12	0	0	0	0	17.1	24	8	8	1	2	8	19	1	9.9	.329
Minor League Totals		14-13	2.98	148	0	0	0	31	238.2	226	104	79	14	14	60	224	12	8.4	.249

MACIEL, GABRIEL HENRIQUE

OUTFIELDER

HEIGHT: 5-10
WEIGHT: 170
SIGNED BY: - -

BATS: S
THROWS: R
SCHOOL: - -

BORN: 1/10/1999 in Londrina, Brazil
RESIDES: - -

HOW OBTAINED: Traded from Arizona alongside RHP Jhoan Duran and OF Ernie De La Trinidad in exchange for IF for Eduardo Escobar in July 27, 2018.

YEAR	TEAM	AVG	G	AB	R	H	2B	3B	HR	RBI	SH	SF	HB	BB	SO	SB	CS	OBP	OPS
2016	AZL Diamondbacks	.289	37	149	28	43	3	0	0	10	3	2	1	12	22	11	4	.341	.650
	Missoula	.266	23	79	15	21	2	0	0	4	2	0	1	5	19	11	1	.318	.609
2017	Missoula	.323	52	217	40	70	14	1	3	25	1	2	1	24	34	9	8	.389	.827
2018	Kane County	.287	68	279	44	80	10	0	1	16	1	0	3	30	50	14	5	.362	.696
	Cedar Rapids	.263	30	118	16	31	4	2	2	7	0	1	2	5	21	2	5	.302	.683
2019	Cedar Rapids	.309	45	162	28	50	3	4	0	17	1	0	0	23	31	8	2	.395	.771
	Ft. Myers	.261	55	199	29	52	6	2	3	17	1	3	5	21	30	14	7	.342	.699
Minor League Totals		.288	310	1203	200	347	42	9	9	96	9	8	13	120	207	69	32	.357	.718

MACK, CHARLES ALLAN

INFIELDER

HEIGHT: 6-0
WEIGHT: 190

BATS: L
THROWS: R
SCHOOL: Williamsville East High School (NY)

BORN: 11/12/1999 in Williamsville, NY
RESIDES: Avondale, AZ

SIGNED BY: Nick Venuto

HOW OBTAINED: Selected by Twins in 6th round of 2018 First-Year Player Draft.

2019: Played in 53 games with Rookie-Elizabethton...recorded four consecutive multi-hit games from August 8-12, hitting .500 (8-for-16) with one run scored, two doubles, one triple and three RBI during the streak...**2018:** Spent first professional season with GCL Twins...played 30 games, recording 13 runs scored, four doubles, one triple, three RBI and 13 walks.

YEAR	TEAM	AVG	G	AB	R	H	2B	3B	HR	RBI	SH	SF	HB	BB	SO	SB	CS	OBP	OPS
2018	GCL Twins	.216	30	102	13	22	4	1	0	3	0	1	2	13	23	1	1	.314	.588
2019	Elizabethton	.234	53	205	33	48	8	1	8	28	0	1	3	21	60	0	2	.313	.713
Minor League Totals		.228	83	307	46	70	12	2	8	31	0	2	5	33	83	1	3	.313	.672

MAGGI, ANDREW JEROME [DREW]

INFIELDER

HEIGHT: 6-0
WEIGHT: 192

BATS: R
THROWS: R
SCHOOL: Arizona State University

BORN: 5/16/1989 in Phoenix, AZ
RESIDES: - -

SIGNED BY: Larry Broadway (Pittsburgh)

ORIGINALLY DRAFTED BY: Pirates in 15th round of 2010 First-Year Player Draft.

HOW OBTAINED: Signed as a minor league free agent, January 15, 2019.

2019: Split the season between Double-A Pensacola and Triple-A Rochester, hitting .258 (110-for-427) with 76 runs, 23 doubles, four triples, 11 home runs, 47 RBI and 64 walks in 119 games...his 11 home runs set a new career high, while his four triples matched his best (also 2011)...marked his most games played since 2015 (125 games at Double-A Arkansas)...homered twice on June 7 at Pawtucket, his first career multi-homer game...**2018:** Batted .272 (63-for-232) with 12 doubles, one triple, one home run, 14 RBI and 21 walks in 64 games with Triple-A Columbus in the Cleveland system...**PROFESSIONAL:** Former 15th round pick in 2010 by Pittsburgh out of Arizona State University...has spent 10 seasons in the minors, in the Pittsburgh, Los Angeles-AL, Los Angeles-NL, Cleveland and Minnesota systems...played winter ball in the Dominican Winter League (Estrellas Orientales 2016-17) and Mexican Pacific Winter League (Venados de Mazatlan 2016-17)...younger brother, Beau, also played at ASU and spent three seasons in the Kansas City system, advancing as high as Triple-A.

MAGGI, continued...

YEAR	TEAM	AVG	G	AB	R	H	2B	3B	HR	RBI	SH	SF	HB	BB	SO	SB	CS	OBP	OPS
2010	State College	.156	18	64	9	10	3	0	0	2	2	1	0	9	15	5	1	257	460
2011	Bradenton	.000	1	1	0	0	0	0	0	0	0	0	0	1	1	0	0	0.5	500
	West Virginia	.267	125	484	63	129	27	4	3	45	5	3	9	64	71	32	18	361	718
2012	Altoona	.218	52	179	28	39	4	2	0	9	2	3	4	18	41	5	2	299	562
	Bradenton	.241	54	195	35	47	8	1	1	28	4	1	2	32	46	17	3	352	660
2013	Altoona	.254	95	264	38	67	14	2	1	25	4	5	9	27	49	18	6	338	671
2014	Altoona	.280	110	347	60	97	12	0	3	25	6	2	9	50	58	37	19	382	722
2015	Arkansas	.242	125	422	50	102	18	0	0	31	8	2	6	45	82	29	12	322	606
2016	Oklahoma City	.275	49	142	23	39	8	0	2	13	3	0	4	13	29	8	4	352	725
	Tulsa	.299	61	194	26	58	10	2	2	11	2	0	7	17	37	8	5	376	778
2017	Oklahoma City	.271	84	255	40	69	16	0	5	29	1	2	5	35	63	7	3	367	759
2018	Columbus	.272	64	232	37	63	12	1	1	14	5	1	1	21	57	11	5	333	678
2019	Pensacola	.256	11	39	5	10	4	0	1	1	0	0	1	4	9	1	1	341	777
	Rochester	.258	108	388	71	100	19	4	10	46	3	1	20	60	96	9	3	384	788
Minor League Totals		.259	957	3206	485	830	155	16	29	279	45	21	77	396	654	187	82	352	697

MARTINEZ, FRANCISCO ALBERTO

OUTFIELDER

HEIGHT: 6-5 BATS: S BORN: 4/25/1999 in Bani, DR
 WEIGHT: 220 THROWS: R RESIDES: Bani, DR
 SIGNED BY: Luis Lajara SCHOOL: --

HOW OBTAINED: Signed as an undrafted free agent, July 2, 2016.

YEAR	TEAM	AVG	G	AB	R	H	2B	3B	HR	RBI	SH	SF	HB	BB	SO	SB	CS	OBP	OPS
2017	DSL Twins	.255	39	145	25	37	8	0	3	17	0	0	1	13	56	2	2	321	693
2018	DSL Twins	.278	36	126	19	35	3	8	2	24	0	2	1	13	48	2	2	345	821
2019	GCL Twins	.200	43	135	20	27	7	3	5	20	0	0	1	16	57	3	0	289	697
Minor League Totals		.244	118	406	64	99	18	11	10	61	0	2	3	42	161	7	4	318	734

MARTINEZ, JOSE MANUEL

PITCHER

HEIGHT: 6-2 BATS: R BORN: 10/29/1996 in San Felipe, Yaracuy, VZ
 WEIGHT: 192 THROWS: R RESIDES: Palmarejo, Yaracuy, VZ
 SIGNED BY: Jose Leon SCHOOL: --

HOW OBTAINED: Signed as an undrafted free agent, August 3, 2013.

2019: Spent fourth full season with Single-A Cedar Rapids, where he went 8-3 with a 2.98 ERA (63.1 IP, 21 ER), 29 walks, 48 strikeouts and two saves in 35 games as a reliever...2018: Spent third full season with Single-A Cedar Rapids, he went 1-4 with a 4.52 ERA (67.2 IP, 34 ER) in 34 games as a reliever...his 67 strikeouts set a new career high...2017: Spent second full season with Rookie-Elizabethton...pitched solely in relief for the first time in his career...five wins and 17 appearances were tied for team lead...had a 1.11 BB/9.0 IP rate, which was second best in the Appalachian League...2016: Spent entire season with Rookie-Elizabethton in the starting rotation...2015: Spent entire season with the GCL Twins in the starting rotation...11 starts were tied for second most in the GCL...ranked fourth in the GCL in BB/9.0 IP (2.81), and was fifth in opponent batting average (.267), K/9.0 IP (6.00) and baserunners/9.0 IP (13.31)...2014: Started career working out of the DSL Twins bullpen...made eight-straight relief appearances before starting seven of his final eight games...went 1-2, 1.59 ERA (34.0 IP, 6 ER) as a starter.

YEAR	TEAM	W-L	ERA	G	GS	CG	SH	SV	IP	H	R	ER	HR	HB	BB	SO	WP	K/9	BAA
2014	DSL Twins	2-2	1.91	16	7	0	0	0	56.2	46	22	12	1	5	11	33	3	5.2	.221
2015	GCL Twins	1-5	4.31	11	11	0	0	0	48.0	50	26	23	1	5	16	32	2	6.0	.267
2016	Elizabethton	1-5	7.88	11	11	0	0	0	48.0	76	49	42	8	2	18	26	6	4.9	.365
2017	Elizabethton	5-1	3.34	17	0	0	0	0	32.1	32	13	12	2	0	7	27	1	7.5	.252
2018	Cedar Rapids	1-4	4.52	34	0	0	0	7	67.2	56	36	34	7	5	25	67	9	8.9	.224
2019	Cedar Rapids	8-3	2.98	35	0	0	0	2	63.1	49	25	21	2	6	29	48	4	6.8	.215
Minor League Totals		18-20	4.10	124	29	0	0	9	316.0	309	171	144	21	23	106	233	25	6.6	.256

MASON, RYAN PATRICK

PITCHER

HEIGHT: 6-6 BATS: R BORN: 10/4/1994 in Auburn, CA
 WEIGHT: 215 THROWS: R RESIDES: Auburn, CA
 SIGNED BY: Elliott Strankman SCHOOL: University of California, Berkeley

HOW OBTAINED: Selected by Twins in 13th round of 2016 First-Year Player Draft.

2019: Spent the entire season with Double-A Pensacola, going 2-0 with a 2.35 ERA (23.0 IP, 6 ER) with four walks, 28 strikeouts and two saves in 15 games as a reliever...had two different stints on the IL, between April 28 and May 5 (left hamstring strain), followed by May 30-September 16 (right forearm strain)...2018: Spent the season between Single-A Cedar Rapids and Single-A Ft. Myers, going 10-3 with a 2.77 ERA (74.2 IP, 23 ER), 12 walks and a career-high 67 strikeouts...2017: Spent the entire season with Single-A Cedar Rapids working in relief...finished with eight holds, second most in the Midwest League...PERSONAL: Attended the University of California, Berkeley from 2013-16...combined in four seasons for a 3.24 ERA (263.2 IP, 95 ER) with 64 walks and 135 strikeouts...graduate of Placer High School in Auburn, CA...as a senior was 9-0 with a 1.36 ERA and 99 strikeouts, setting a school record with six consecutive complete games...helped lead Placer High School to the 2012 Pioneer Valley League title...threw a no-hitter and a one-hitter as a high school sophomore, finishing that year with a 2.26 ERA and 61 strikeouts in 59.0 innings...earned 2010 all-league honors and was selected his school's Male Athlete of the Year...in the summer of 2011 was a member of the Colorado Rockies Scout Team and was selected to the All-Star Scout Team among Sacramento and Bay Area teams, as well as invited to the Rawlings NorCal World Series team for Sacramento, the Area Code Games in Stockton and the Hard 90 Showcase in Granite Bay.

MINOR LEAGUES

MASON, continued...

YEAR	TEAM	W-L	ERA	G	GS	CG	SH	SV	IP	H	R	ER	HR	HB	BB	SO	WP	K/9	BAA
2016	Elizabethton	3-2	5.33	11	9	1	0	1	49.0	58	31	29	5	3	8	32	5	5.9	.297
2017	Cedar Rapids	1-2	2.01	29	0	0	0	0	49.1	54	15	11	1	1	11	43	9	7.8	.280
2018	Cedar Rapids	1-0	1.80	3	0	0	0	2	5.0	3	1	1	0	1	0	5	0	9.0	.188
	Ft. Myers	9-3	2.84	36	0	0	0	5	69.2	70	23	22	5	7	12	62	5	8.0	.271
2019	Pensacola	2-0	2.35	15	0	0	0	7	23.0	22	6	6	0	0	4	28	0	11.0	.247
Minor League Totals		16-7	3.17	94	9	1	0	15	196.0	207	76	69	11	12	35	170	19	7.8	.276

MATED, YORDIN

PITCHER

HEIGHT: 6-1

BATS: R

BORN: 12/10/2000 in Pedro Santana, DR

WEIGHT: 165

THROWS: R

RESIDES: Pedro Santana, DR

SIGNED BY: Manuel Luciano

SCHOOL: --

HOW OBTAINED: Signed as an undrafted free agent, July 3, 2017.

YEAR	TEAM	W-L	ERA	G	GS	CG	SH	SV	IP	H	R	ER	HR	HB	BB	SO	WP	K/9	BAA
2018	DSL Twins	3-1	3.26	12	8	0	0	1	38.2	33	18	14	2	3	14	28	5	6.5	.231
2019	DSL Twins	1-2	2.48	12	8	0	0	0	36.1	24	12	10	3	5	11	32	4	7.9	.185
Minor League Totals		4-3	2.88	24	16	0	0	1	75.0	57	30	24	5	8	25	60	9	7.2	.209

MCMAHON, HUNTER KEATON

PITCHER

HEIGHT: 6-3

BATS: R

BORN: 4/9/1998 in Kansas City, MO

WEIGHT: 185

THROWS: R

RESIDES: --

SIGNED BY:

SCHOOL: Texas State University

ORIGINALLY DRAFTED BY: Nationals in 9th round of 2019 First-Year Player Draft.

HOW OBTAINED: Trade with Washington in exchange for RHP Ryne Harper, January 29, 2020.

2020: Acquired by the Twins on January 29. **2019:** Made his professional debut on June 24 with the GCL Nationals, after being selected by Washington in the ninth round of the draft...pitched 2.0 scoreless innings (1 H, 1 K) in his debut, and appeared once more in the GCL before being transferred to Single-A Auburn July 2...six of his seven appearances with the Doubledays were scoreless, and he struck out multiple batters in each of his last five (11 K)...**AMATEUR:** Pitched one season at Texas State University, going 5-5 with a 4.72 ERA (87.2 IP, 46 ER) with 31 walks and 71 strikeouts in 17 appearances (14 starts)...transferred to Texas State from Coffeyville Community College (KS), where he went 2-5 with a 6.63 ERA (36.2 IP, 27 ER) in one season with the Red Rave.

YEAR	TEAM	W-L	ERA	G	GS	CG	SH	SV	IP	H	R	ER	HR	HB	BB	SO	WP	K/9	BAA
2019	Auburn	0-1	1.13	7	0	0	0	2	8.0	5	1	1	0	0	2	14	0	15.8	.185
	GCL Nationals	2-0	0.00	2	0	0	0	0	4.2	4	1	0	0	1	0	4	0	7.7	.235
Minor League Totals		2-1	0.71	9	0	0	0	2	12.2	9	2	1	0	1	2	18	0	12.8	.205

MEDINA, JESUS RAFAEL

PITCHER

HEIGHT: 6-1

BATS: R

BORN: 4/25/2002 in Puerto La Cruz, VZ

WEIGHT: 165

THROWS: R

RESIDES: Puerto La Cruz, VZ

SIGNED BY: Jose Leon

SCHOOL: --

HOW OBTAINED: Signed as an undrafted free agent, July 3, 2018.

YEAR	TEAM	W-L	ERA	G	GS	CG	SH	SV	IP	H	R	ER	HR	HB	BB	SO	WP	K/9	BAA
2019	DSL Twins	0-2	7.13	8	2	0	0	0	17.2	16	16	14	0	4	11	24	5	12.2	.229
Minor League Totals		0-2	7.13	8	2	0	0	0	17.2	16	16	14	0	4	11	24	5	12.2	.229

MESA, JORGE LUIS

INFIELDER

HEIGHT: 6-0

BATS: S

BORN: 4/2/2002 in Barahona, DR

WEIGHT: 160

THROWS: R

RESIDES: Barahona, DR

SIGNED BY: Eury Luis

HOW OBTAINED: Signed as an undrafted free agent, July 5, 2018.

YEAR	TEAM	AVG	G	AB	R	H	2B	3B	HR	RBI	SH	SF	HB	BB	SO	SB	CS	OBP	OPS
2019	DSL Twins	.196	17	56	5	11	2	3	1	10	0	0	0	5	20	1	0	.262	.655
Minor League Totals		.196	17	56	5	11	2	3	1	10	0	0	0	5	20	1	0	.262	.655

TWINS AND SENATORS FRANCHISE RECORDS BY DECADE

TEAM(S)	YEARS	RECORD	WINNING %
Washington Senators	1901-1909	480-833	.366
Washington Senators	1910-1919	755-737	.506
Washington Senators	1920-1929	792-735	.519
Washington Senators	1930-1939	806-722	.527
Washington Senators	1940-1949	677-858	.441
Washington Senators	1950-1959	640-898	.416
Washington Senators/Minnesota Twins	1960-1969	862-747	.536
Minnesota Twins	1970-1979	812-794	.506
Minnesota Twins	1980-1989	733-833	.468
Minnesota Twins	1990-1999	718-833	.463
Minnesota Twins	2000-2009	863-758	.532
Minnesota Twins	2010-present	765-855	.472
TOTALS		8903-9603	.481

MICHAEL, LEVI BURT

INFIELDER

HEIGHT: 5-10

BATS: R

BORN: 2/9/1991 in Winston-Salem, NC

WEIGHT: 180

THROWS: R

RESIDES: Ft. Myers, FL

SIGNED BY: Ricky Taylor (Minnesota)

SCHOOL: University of North Carolina

ORIGINALLY DRAFTED BY: Twins in 1st round (30th overall) of 2011 First-Year Player Draft.

HOW OBTAINED: Signed as a minor league free agent, January 22, 2020.

2019: Spent the season in the San Francisco organization, playing in a career-high tying 117 games between Double-A Richmond (23 games) and Triple-A Sacramento (94 games)...marked his first season played mostly at the Triple-A level...set a career high with 52 RBI and matched his single-season best with 10 home runs...**2018:** Signed with New York-NL following his release by Minnesota on March 26...hit .306 (121-for-396) with 73 runs scored, 30 doubles, two triples, 10 home runs, 36 RBI and 36 walks in 106 games between Double-A Binghamton (103 games) and Triple-A Las Vegas (3 games)...named an Eastern League Midseason and Postseason All-Star, his first career All-Star selections...also named an MiLB.com Organization All-Star following the season...**2017:** Began season with Double-A Chattanooga...hit a career-high six home runs in 88 games for the Lookouts...transferred to Triple-A Rochester August 24...**2016:** Spent second season with Double-A Chattanooga as the Lookouts primary second baseman...played in 96 games, most since playing in 117 in 2012...**2015:** Spent entire season with Double-A Chattanooga as the Lookouts primary second baseman...placed on the Injured List two different times, May 6-June 18 and August 1-11...set career-high with five home runs and five triples...**2014:** Began the season with Single-A Ft. Myers before being placed on the Injured List May 9...made rehab assignment with GCL Twins; reinstated July 24...transferred to Double-A New Britain August 12 and finished season with the Rock Cats...his .313 combined average was second highest in the Twins organization (Trey Vavra - .319)...**PERSONAL:** Hit .297 (66-for-222) with 14 doubles, three triples, five home runs and 48 RBI in 60 games as a junior at the University of North Carolina in 2011...walked 47 times, struck out 41 times and was 15-for-16 in stolen base attempts...as a junior started all 60 games for the Tar Heels and led the club in batting (.344) while scoring 76 runs, which ranked 12th in the nation...played in the Cape Cod League following the 2010 season and was named to the Eastern Division All-Star Team, while also earning *Baseball America* Top 30 Cape Cod Prospect honors...in 2009 was named to the Louisville Slugger Freshman All-American Team and was also named to the NCBWA Freshman All-American Second-Team...in 185 career games at North Carolina, he hit .309 (216-for-698) with 43 doubles, 11 triples, 27 home runs, 159 RBI, 117 walks, 182 runs scored and 40 steals...rated as the No. 1 prospect in North Carolina by Impact Baseball and the No. 63 prospect in the country by Perfect Game as a senior at North Davidson High School in Lexington, NC...was All-State selection as a junior, three-time all-conference pick and a North Carolina State Games participant and earned a silver medal...played basketball as a freshman.

YEAR	TEAM	AVG	G	AB	R	H	2B	3B	HR	RBI	SH	SF	HB	BB	SO	SB	CS	OBP	OPS
2012	Ft. Myers	.246	117	431	58	106	14	4	2	38	11	6	8	56	82	6	0	.339	.650
2013	Ft. Myers	.229	94	315	40	72	15	4	4	28	3	6	2	49	67	21	2	.331	.670
2014	New Britain	.340	15	53	13	18	1	0	0	1	0	0	3	7	11	4	1	.444	.803
	Ft. Myers	.305	45	177	28	54	9	2	1	21	1	2	2	19	25	6	4	.375	.770
	GCL Twins	.308	5	13	1	4	1	0	0	2	0	2	0	2	0	0	1	.353	.738
2015	Chattanooga	.267	63	221	43	59	12	5	5	31	4	2	6	31	53	18	3	.369	.804
2016	Chattanooga	.215	96	316	41	68	4	7	2	27	6	1	12	23	83	5	2	.293	.584
2017	Rochester	.244	12	41	4	10	1	0	1	6	0	1	0	3	11	1	0	.289	.630
	Chattanooga	.264	88	295	45	78	14	1	6	43	1	0	12	33	85	7	4	.362	.741
2018	Las Vegas	.333	3	9	1	3	0	0	0	0	0	0	0	1	3	0	0	.400	.733
	Binghamton	.305	103	387	72	118	30	2	10	36	4	1	20	35	93	13	6	.391	.861
2019	Sacramento	.248	94	302	49	75	11	4	10	47	6	2	12	24	86	5	1	.326	.737
	Richmond	.205	23	78	6	16	4	1	0	5	1	1	3	6	17	3	0	.284	.566
Minor League Totals		.258	758	2638	401	681	116	30	41	285	37	24	80	289	616	89	24	.346	.718

MILLA, LUIS JOSE

OUTFIELDER

HEIGHT: 6-0

BATS: L

BORN: 9/5/1998 in Barquisimeto, VZ

WEIGHT: 175

THROWS: R

RESIDES: Barquisimeto, VZ

SIGNED BY: Fred Guerrero

SCHOOL: --

HOW OBTAINED: Signed as an undrafted free agent, August 16, 2017.

YEAR	TEAM	AVG	G	AB	R	H	2B	3B	HR	RBI	SH	SF	HB	BB	SO	SB	CS	OBP	OPS
2018	DSL Twins	.301	51	173	31	52	9	4	3	26	4	2	1	26	39	11	9	.391	.842
2019	GCL Twins	.197	27	71	9	14	2	1	0	7	0	2	1	4	22	2	0	.244	.497
Minor League Totals		.350	78	244	40	66	11	5	3	33	4	4	2	30	61	13	9	.350	.743

MINAYA, JUAN GUSTAVO

PITCHER

HEIGHT: 6-4

BATS: R

BORN: 9/18/1990 in Loma De Cabrera, DR

WEIGHT: 210

THROWS: R

RESIDES: Maimón, DR

SIGNED BY: --

SCHOOL: Anacaona Maimón High School (DR)

HOW OBTAINED: Signed as a minor league free agent, January 23, 2020.

2019: Split season between Chicago-AL (22 games) and Triple-A Charlotte (24 games)...began the year in Charlotte, posting a 5.51 ERA (16.1 IP, 10 ER) in 10 games...recalled to the White Sox on June 13 and posted a 3.90 ERA (27.2 IP, 12 ER) with 12 walks and 27 strikeouts in 22 relief appearances...returned to Charlotte for the rest of the season on July 17...**2018:** Spent most of the season with Chicago-AL, recorded career bests in ERA (3.28), appearances (52), innings pitched (46.2), opponents average (.220), strikeouts (58), strikeouts-per-9.0 (11.19) and holds (8)...made his first career Opening Day roster, walked all four batters faced on April 7 vs. Detroit and was optioned to Charlotte following the appearance...overall, made 19 appearances over three stints with Charlotte, holding opponents to a .217 batting average...for the White Sox, made nine-straight scoreless appearances from July 2-24...also did not allow a run in 12 of 13 outings from July 28-Aug. 27, going 1-0 with a 2.13 ERA (12.2 IP, 3 ER), .196 opponents average, 1.03 WHIP, two holds and 15 strikeouts...struck out a career-high five batters on Aug. 20 at Minnesota (2.0 IP)...struck out his 100th career batter (Xander Bogaerts) in the eighth inning on Aug. 31 vs. Boston...**2017:** With the White Sox, led all American League rookies and ranked second on the club with nine saves...converted nine of 10 save opportunities and averaged 10.51 K/9.0 IP (51 SO/43.2 IP)...opened the season on the Injured List with a right abdominal strain...sent to Triple-A Charlotte for rehab assignment April 25, returned and optioned on April 26 and recalled on May 26...made his season debut in game two on May 27 vs. Detroit (1 ER/1.0 IP)...worked a career-high 2.1 perfect innings on June 8 at Tampa Bay...earned his first save on Aug. 18 at Texas to preserve Gregory Infante's first win, becoming the first teammates to record their first MLB win and save in the same game since Washington's Blake Treinen (W) and Ross Detwiler (SV) on June 28, 2014 (STATS LLC)...**2016:** Started season in the Houston organization before being claimed off waivers by the White Sox on June 22...recalled from Triple-A Charlotte Sept. 1 and made his MLB debut that night at Minnesota, with a scoreless inning...finished the season in the White Sox bullpen, making 11 appearances and becoming the first Chicago-AL reliever to begin his career with seven-plus straight scoreless outings since Sergio Santos made 12 straight in 2010 (STATS LLC)...opened the season with Triple-A Fresno, went 1-3 with a 3.91 ERA (25.1 IP, 11 ER) in 17 relief appearances prior to being designated for assignment on June 20...**PROFESSIONAL:** Originally signed by Houston as an undrafted free agent, September 3, 2008.

MINAYA, continued...

YEAR	TEAM	W-L	ERA	G	GS	CG	SH	SV	IP	H	R	ER	HR	HB	BB	SO	WP	K/9	BAA
2009	Astros	3-3	4.27	12	12	0	0	0	52.2	45	30	25	1	6	18	30	9	5.1	.231
2010	Lexington	4-12	4.79	26	26	0	0	0	127.2	111	80	68	7	21	73	96	22	6.8	.236
2011	Lexington	1-5	6.90	28	9	0	0	1	77.0	89	66	59	6	5	57	76	10	8.9	.299
2012	Tri-City	2-2	4.66	17	2	0	0	0	36.2	34	21	19	0	4	17	31	3	7.6	.238
2013	Quad Cities	3-6	4.77	24	5	0	0	8	54.2	63	34	29	5	4	23	57	3	9.4	.285
2014	Corpus Christi	0-0	3.12	6	0	0	0	0	8.2	9	3	3	1	0	4	11	1	11.4	.265
	Lancaster	2-3	4.40	29	1	0	0	1	45.0	43	25	22	6	0	22	53	5	10.6	.247
2015	Fresno	0-0	0.87	6	0	0	0	0	10.1	6	1	1	0	1	5	11	1	9.6	.188
	Corpus Christi	1-0	3.25	29	0	0	0	1	44.1	43	16	16	2	5	16	48	9	9.7	.259
2016	CHICAGO-AL	1-0	4.35	11	0	0	0	0	10.1	10	6	5	0	2	5	6	0	5.2	.250
	Charlotte	4-3	3.38	17	0	0	0	1	26.2	23	11	10	2	1	10	28	0	9.5	.225
	Fresno	1-3	3.91	17	0	0	0	0	25.1	25	15	11	1	1	10	19	0	6.8	.266
2017	CHICAGO-AL	3-2	4.53	40	0	0	0	9	43.2	38	22	22	7	4	20	51	2	10.5	.239
	Charlotte	1-0	1.42	13	0	0	0	0	19.0	17	3	3	0	1	5	15	0	7.1	.236
2018	CHICAGO-AL	2-2	3.28	52	0	0	0	1	46.2	39	19	17	3	3	29	58	9	11.2	.220
	Charlotte	1-3	4.24	19	0	0	0	2	23.1	18	12	11	4	2	8	27	4	10.4	.217
2019	CHICAGO-AL	0-0	3.90	22	0	0	0	0	27.2	31	13	12	4	2	12	27	3	8.8	.277
	Charlotte	4-3	3.71	24	0	0	0	6	34.0	32	18	14	4	3	15	41	9	10.9	.250
Minor League Totals		27-43	4.47	267	55	0	0	20	585.1	558	335	291	39	54	283	543	76	8.3	.252
Major League Totals		6-4	3.93	125	0	0	0	10	128.1	118	60	56	14	11	66	142	14	10.0	.242

MIRANDA, JOSE FRANCISCO

INFIELDER

HEIGHT: 6-2

BATS: R

BORN: 6/29/1998 in Vega Alta, PR

WEIGHT: 210

THROWS: R

RESIDES: Vega Alta, PR

SIGNED BY: Freddie Thon

SCHOOL: Leadership Christian Academy (PR)

HOW OBTAINED: Selected by Twins in Lottery Round B (73rd overall) of 2016 First-Year Player Draft.

2019: Split the season between Single-A Ft. Myers and Double-A Pensacola, hitting .252 (112-for-445) with 26 doubles, one triple, eight home runs, 55 RBI, 24 walks and a .671 OPS in 119 games...2018: Split the season between Single-A Cedar Rapids and Single-A Ft. Myers, played in 131 games and hit .264 (133-for-503) with 27 doubles, one triple, 16 home runs and 31 walks...16 home runs and 82 RBI set new career highs...named an MiLB Organization All-Star...2017: Spent entire season with Rookie-Elizabethton...tied for Appalachian League lead with 11 home runs...posted a 10.29 plate appearance-per-strikeout rate, third best in the Appy League and his 1/20-27 HR/AB ratio was second best in Appy League...named an Appy League Postseason All-Star and an MiLB.com Organization All-Star...PERSONAL: Ranked as the 113th-best prospect from Puerto Rico in the draft by *Baseball America*...was a member of the Team Puerto Rico squad that won a gold medal at the U14 World Championships and a gold medal at the U16 World Championships...won back-to-back MVP awards as a member of the USSSA Elite World Series Championship team...recognized as the Rookie of the Year at the Liga de Béisbol Juvenil Double-A de Puerto Rico (Double-A Youth Baseball League of Puerto Rico) in 2014...in 2015, was named the champion bat at the Double-A Youth League with a batting average of .664.

YEAR	TEAM	AVG	G	AB	R	H	2B	3B	HR	RBI	SH	3F	HB	BB	SO	SB	CS	OBP	DPS
2016	GCL Twins	.227	55	185	14	42	7	1	1	20	2	3	4	19	36	4	5	.308	.600
2017	Elizabethton	.283	54	223	43	63	8	2	11	43	0	3	5	16	24	2	3	.340	.824
2018	Cedar Rapids	.277	204	401	52	111	22	1	13	72	0	6	6	26	51	0	1	.326	.760
	Ft. Myers	.216	27	102	9	22	5	0	3	10	0	0	6	5	11	0	2	.292	.645
2019	Ft. Myers	.248	118	440	48	109	25	1	8	55	0	4	10	24	54	0	0	.299	.663
	Pensacola	.600	1	1	5	1	3	1	0	0	0	0	0	0	0	0	0	.600	1.400
Minor League Totals		.258	359	1356	167	350	68	5	36	200	2	16	31	90	176	6	11	.315	.711

MOLINA, DEREK

PITCHER

HEIGHT: 6-3

BATS: L

BORN: 7/27/1997 in Atwater, CA

WEIGHT: 206

THROWS: R

RESIDES: Atwater, CA

SIGNED BY: Michael Quesada

SCHOOL: Merced College (CA)

HOW OBTAINED: Selected by Twins in 14th round of 2017 First-Year Player Draft.

2019: Placed on the 7-day IL between July 12 and September 16 with right shoulder bicipital tendinitis...split the season between Single-A Cedar Rapids and Single-A Ft. Myers, going 2-1 with a 2.41 ERA (41.0 IP, 11 ER), 11 walks, 61 strikeouts and 11 saves in 26 games as a reliever...posted a 19.2-inning scoreless streak from May 23-June 27, spanning 11 appearances...struck out 31 batters and allowed just 10 hits and four walks during the streak, while holding opponents to a .147 batting average...AMATEUR CAREER: Attended Merced College (CA) and was named the Central Valley Conference MVP for the Blue Devils in 2017...hit .356 with 36 RBI and 11 stolen bases...also finished with a 2-0 record, four saves and a 0.95 ERA...recorded 43 strikeouts in 28.1 innings in 2017.

YEAR	TEAM	W-L	ERA	G	GS	CG	SH	SV	IP	H	R	ER	HR	HB	BB	SO	WP	K/9	BAA
2017	GCL Twins	1-0	1.08	10	0	0	0	4	16.2	12	2	2	0	0	3	21	5	11.3	.203
2018	Elizabethton	0-0	2.70	8	0	0	0	3	13.1	8	5	4	0	1	8	21	1	14.2	.163
	Cedar Rapids	3-0	2.83	16	0	0	0	2	35.0	25	13	11	9	9	16	47	4	12.1	.194
2019	Cedar Rapids	2-1	2.12	19	0	0	0	9	29.2	20	8	7	1	4	9	46	3	14.0	.187
	Ft. Myers	0-0	3.18	7	0	0	0	2	11.1	11	5	4	1	2	2	15	4	11.9	.256
Minor League Totals		6-1	2.38	60	2	0	0	20	106.0	76	33	28	2	7	38	150	17	12.7	.196

MONTERO, MICHAEL FRANCISCO

PITCHER

HEIGHT: 6-3 **BATS:** R **BORN:** 1/6/2000 in Valencia, VZ
WEIGHT: 190 **THROWS:** R **RESIDES:** Valencia, VZ
SIGNED BY: Jose Leon **SCHOOL:** --

HOW OBTAINED: Signed as an undrafted free agent, July 4, 2016.

YEAR	TEAM	W-L	ERA	G	GS	CG	SH	SV	IP	H	R	ER	HR	HB	BB	SO	WP	K/9	BAA
2017	DSL Twins	4-1	2.78	13	13	1	0	0	58.1	44	21	18	3	5	12	64	3	9.9	.208
2018	GCL Twins	4-1	2.41	12	1	0	0	1	33.2	26	12	9	1	6	10	21	2	5.6	.210
2019		DID NOT PLAY - INJURED																	
Minor League Totals		8-2	2.64	25	14	1	0	1	92.0	70	33	27	4	11	22	85	11	8.3	.208

MOONEY, PETER R.

INFIELDER

HEIGHT: 5-6 **BATS:** L **BORN:** 8/19/1990 in Loxahatchee, FL
WEIGHT: 155 **THROWS:** R **RESIDES:** Jupiter, FL
SIGNED BY: John Hendricks (Toronto) **SCHOOL:** University of South Carolina
ORIGINALLY DRAFTED BY: Blue Jays in 21st round of 2011 First-Year Player Draft.
HOW OBTAINED: Signed as a minor league free agent, January 28, 2020.

2019: Spent the season with Triple-A Albuquerque in the Colorado system; was a non-roster invite to Rockies spring training...hit .258 (79-for-306) with 46 runs scored, a career-high 24 doubles and a career high-tying 35 RBI in 102 games for the Isotopes...recorded a career-high five RBI July 24 at Salt Lake...also matched his career high with four hits August 10 vs. Round Rock...**2018:** Played the entire season with Triple-A New Orleans in the Miami system, except for a four-game rehab stint with Double-A Jacksonville...hit .282 (71-for-252) with a career-best six home runs and 35 RBI in 79 games...missed time April 17-June 18 with a fractured right pinkie finger...**2017:** Spent his first full season in Triple-A, hitting .213 (86-for-403) in 116 games for New Orleans...led the Baby Cakes with four triples and 43 walks, and ranked second on the team in games played...his triples total was his most since hitting five in 2011...**2016:** Signed a minor league contract with the Marlins in the offseason and spent most of the year at Double-A Jacksonville (119 games), with a two-game stint at Triple-A New Orleans...had a career-high four hits May 6 at Jackson...hit .281 (55-for-196) in the first half and was named a Southern League Midseason All-Star, his lone career All-Star nod...recorded two hits and three RBI across his first career games at Triple-A July 7-9...**2015:** Played for the New Jersey Jackals of the independent Canadian-American Association, following his release from the Blue Jays in October 2014...hit .263 (93-for-354) with 65 runs scored, 13 doubles, three triples, four home runs, 27 RBI and a .723 OPS in 95 games for New Jersey...**2014:** Earned his first taste of Double-A, beginning the season with New Hampshire (Toronto)...on the 7-day Injured List April 24-May 12 with right shoulder inflammation...hit .161 (5-for-31) in nine games for New Hampshire before being transferred to Single-A Dunedin May 27...hit .234 (43-for-184) in 54 games for Dunedin, with 15 RBI and a career-best five sacrifice flies...**2013:** Spent the season with Single-A Dunedin, hitting .244 (64-for-262) with 35 runs scored, eight doubles, three triples, two home runs, 22 RBI and six stolen bases in 80 games for the Blue Jays...placed on the 7-day Injured List July 25 with a right ankle fracture and missed the rest of the season...**2012:** Missed the entire season due to a torn right labrum...**2011:** Made his professional debut on July 29 for the GCL Blue Jays; tripled for his first career hit...hit safely in each of his first four career games (400, 6-for-15) and 11 of his first 12 (.333, 15-for-45)...transferred to Single-A Bluefield August 2...joined Single-A Lansing August 29, where he hit .360 (9-for-25) with three runs scored, four extra-base hits and one RBI in seven games to finish the season...**AMATEUR:** 2011 College World Series Champion at the University of South Carolina...hit .280 (71-for-254) in 69 games for the Gamecocks, with 15 doubles, one triple, four home runs and 37 RBI...attended Palm Beach Community College (FL) prior to the University of South Carolina...**PERSONAL:** Older brother, Michael, attended the University of Florida and spent three seasons in the Baltimore system...younger brother, Marcus, also played at South Carolina and spent three seasons in the Atlanta organization, after being selected by the Braves in the 10th round of the 2016 First-Year Player Draft.

YEAR	TEAM	AVG	G	AB	R	H	2B	3B	HR	RBI	SH	SF	HB	BB	SO	SB	CS	OBP	OPS
2011	Lansing	.360	7	25	3	9	2	2	0	1	0	0	0	5	5	0	1	4.67	1.067
	Bluefield	.260	21	77	19	20	7	2	1	11	1	2	0	17	13	1	0	3.85	.827
	Blue Jays	.300	3	10	2	3	1	1	0	1	1	0	2	2	2	0	0	3.85	.985
2013	Dunedin	.244	80	262	35	64	8	3	2	22	1	2	4	47	38	6	2	3.65	6.86
2014	New Hampshire	.161	9	31	2	5	1	0	0	4	0	0	0	1	7	0	0	1.88	3.81
	Dunedin	.234	54	184	20	43	8	0	0	15	4	5	4	27	32	1	1	3.36	6.14
2016	New Orleans	.286	2	7	1	2	0	0	0	3	0	0	0	1	2	0	0	3.75	6.61
	Jacksonville	.258	119	399	45	103	16	1	4	29	3	1	3	41	44	3	3	3.31	6.64
2017	New Orleans	.213	116	403	49	86	18	4	4	34	7	1	1	43	62	2	1	2.90	5.98
2018	New Orleans	.297	75	239	25	71	8	2	6	35	3	3	4	27	32	3	3	3.74	7.96
	Jacksonville	.000	4	13	0	0	0	0	0	0	1	0	0	0	4	0	0	0.00	0.00
2019	Albuquerque	.258	102	306	46	79	24	3	5	35	2	0	2	38	55	6	2	3.44	7.49
Minors League Totals		.248	592	1956	247	485	93	18	22	190	23	15	18	249	296	22	13	3.36	6.84

MOONEY, SEAN MICHAEL

PITCHER

HEIGHT: 6-0 **BATS:** R **BORN:** 1/11/1998 in Somers Point, NJ
WEIGHT: 185 **THROWS:** R **RESIDES:** Marmora, NJ
SIGNED BY: John Wilson **SCHOOL:** St. John's University (NY)
HOW OBTAINED: Selected by Twins in 12th round of 2019 First-Year Player Draft.

YEAR	TEAM	W-L	ERA	G	GS	CG	SH	SV	IP	H	R	ER	HR	HB	BB	SO	WP	K/9	BAA
2019		DID NOT PLAY - INJURED																	

MORALES, JEFERSON DANIEL

CATCHER

HEIGHT: 5-8 **BATS:** R **BORN:** 5/13/1999 in La Victoria, VZ
WEIGHT: 170 **THROWS:** R **RESIDES:** La Victoria, VZ
SIGNED BY: Oswaldo Troconis **SCHOOL:** --
HOW OBTAINED: Signed as an undrafted free agent, October 6, 2016.

2019: Spent the entire season with the GCL Twins, hitting a career-high three home runs...recorded a career-high four RBI on July 31 at Bradenton...**2018:** Began professional career with DSL Twins...ranked third in the league in on-base percentage and seventh in OPS...led the team on on-base percentage and tied for third on the team in triples...named a DSL Midseason All-Star.

MINOR LEAGUES

MORALES, continued...

YEAR	TEAM	AVG	G	AB	R	H	2B	3B	HR	RBI	SH	SF	HB	BB	SO	SB	CS	OBP	OPS
2017																			
DID NOT PLAY - INJURED (right knee)																			
2018	DSL Twins	.303	53	178	44	54	15	6	1	22	0	0	13	41	29	17	11	.466	.937
2019	GCL Twins	.236	36	110	24	26	7	3	3	16	0	0	4	20	18	0	1	.373	.809
Minor League Totals		.278	89	288	68	80	22	9	4	38	0	0	17	61	47	17	12	.432	.890

MORAN, JOVANI

PITCHER

HEIGHT: 6-1
 WEIGHT: 167
 SIGNED BY: Freddie Thon
 HOW OBTAINED: Selected by Twins in 7th round of 2015 First-Year Player Draft

BATS: L
 THROWS: L
 SCHOOL: Carlos Beltrán Academy (PR)

BORN: 4/24/1997 in Mayaguez, PR
 RESIDES: Sabana Grande, PR

2019: Split the season between GCL Twins and Double-A Pensacola, going 2-2 with a 4.54 ERA (37.2 IP, 19 ER), 25 walks and 55 strikeouts in 23 games as a reliever...2018: Spent the season with Single-A Cedar Rapids and Single-A Ft. Myers, going 9-3 with a 2.25 ERA (76.0 IP, 29 ER), 35 walks and 107 strikeouts in 37 games (1 start)...his 2.25 ERA ranked third in the organization (min. 50.0 IP) and his 107 strikeouts tied for eighth most...2017: Spent entire season with Rookie-Elizabethton...allowed two runs (one earned) in 11 appearances, both in the same game...allowed 18 baserunners and struck out 45 in 24.2 innings...retired all 12 batters he faced, striking out seven, while earning the save in both of his two playoff appearances...2016: Missed season recovering from left elbow surgery...PERSONAL: Was rated as the second-best prospect out of Puerto Rico, and the 300th overall prospect, by *Baseball America* entering the 2015 Draft...attended the Carlos Beltrán Baseball Academy in Puerto Rico and was a University of South Florida recruit.

YEAR	TEAM	W-L	ERA	G	GS	CG	SH	SV	IP	H	R	ER	HR	HB	BB	SO	WP	K/9	BAA
2015																			
DID NOT PLAY - INJURED (left elbow surgery)																			
2017	Elizabethton	3-1	0.36	11	0	0	0	0	24.2	12	2	1	1	0	6	45	4	16.4	.145
2018	Cedar Rapids	3-2	2.03	22	1	0	0	4	44.1	25	11	10	1	1	27	70	6	14.2	.169
	Ft. Myers	6-1	2.56	15	0	0	0	4	31.2	20	10	9	1	3	8	37	2	10.5	.179
2019	GCL Twins	0-0	0.00	3	0	0	0	0	3.1	2	0	0	0	0	2	5	2	14.0	.167
	Pensacola	2-2	4.98	20	0	0	0	0	34.1	27	19	19	3	4	23	50	4	13.1	.220
Minor League Totals		14-8	2.73	77	7	0	0	8	158.0	102	51	48	6	9	75	224	18	12.8	.185

MORENO, DANNY ALEXANDER

PITCHER

HEIGHT: 6-1
 WEIGHT: 180
 SIGNED BY: Jose Leon
 HOW OBTAINED: Signed as an undrafted free agent, July 3, 2017

BATS: R
 THROWS: R
 SCHOOL: --

BORN: 10/10/1999 in Higuerote, VZ
 RESIDES: Buroz, VZ

2020: Earned his high school equivalency diploma on January 29 after a two-year course of study to become part of the second graduating class of the Twins' baseball academy in the Dominican Republic.

YEAR	TEAM	W-L	ERA	G	GS	CG	SH	SV	IP	H	R	ER	HR	HB	BB	SO	WP	K/9	BAA
2018	DSL Twins	0-0	1.14	18	1	0	0	7	23.2	13	4	3	0	3	4	21	4	8.0	.157
2019	GCL Twins	1-0	0.00	2	0	0	0	0	2.0	2	0	0	0	1	0	1	0	4.5	.286
Minor League Totals		2-0	1.05	20	1	0	0	7	25.2	15	4	3	0	4	4	22	4	7.7	.167

MORENO, ERASMO JOSE

PITCHER

HEIGHT: 6-1
 WEIGHT: 170
 SIGNED BY: Jose Leon
 HOW OBTAINED: Signed as an undrafted free agent, November 1, 2018

BATS: R
 THROWS: R
 SCHOOL: --

BORN: 6/22/2002 in Barcelona, VZ
 RESIDES: Barcelona, VZ

YEAR	TEAM	W-L	ERA	G	GS	CG	SH	SV	IP	H	R	ER	HR	HB	BB	SO	WP	K/9	BAA
2019	DSL Twins	2-3	3.35	14	6	0	0	2	40.1	38	25	15	3	2	16	39	6	8.7	.241
Minor League Totals		2-3	3.35	14	6	0	0	2	40.1	38	25	15	3	2	16	39	6	8.7	.241

NAVAS, JUNIOR ALBERTO

PITCHER

HEIGHT: 6-4
 WEIGHT: 185
 SIGNED BY: Marlon Nava
 HOW OBTAINED: Signed as an undrafted free agent, July 4, 2016

BATS: R
 THROWS: R
 SCHOOL: --

BORN: 9/8/1999 in Maracaibo, VZ
 RESIDES: Maracaibo, VZ

YEAR	TEAM	W-L	ERA	G	GS	CG	SH	SV	IP	H	R	ER	HR	HB	BB	SO	WP	K/9	BAA
2017	DSL Twins	4-0	0.00	11	2	0	0	2	18.2	14	5	0	0	2	10	14	4	6.8	.206
2018	GCL Twins	0-0	1.38	8	0	0	0	1	13.0	13	2	2	0	3	2	10	2	6.9	.283
2019	GCL Twins	1-1	6.75	12	0	0	0	0	21.1	23	17	16	2	5	13	23	2	9.7	.284
Minor League Totals		5-1	3.06	31	2	0	0	3	53.0	50	24	18	2	10	25	47	8	8.0	.256

NEFF, ZACHARY [ZACH]

PITCHER

HEIGHT: 6-1
 WEIGHT: 195
 SIGNED BY: Derrick Dunbar
 HOW OBTAINED: Selected by Twins in 31st round of 2018 First-Year Player Draft

BATS: L
 THROWS: L
 SCHOOL: Mississippi State University

BORN: 3/14/1996 in Belleville, IL
 RESIDES: --

NEFF, continued...

YEAR	TEAM	W-L	ERA	G	GS	CG	SH	SV	IP	H	R	ER	HR	HB	BB	SO	WP	K/9	BAA
2018	Elizabethton	3-2	4.87	14	0	0	0	5	20.1	21	14	11	3	0	6	22	1	9.7	.263
	Cedar Rapids	1-0	0.00	2	0	0	0	0	4.2	1	0	0	0	0	4	0	7.7	.067	
2019	Cedar Rapids	3-1	2.31	19	1	0	0	2	39.0	28	15	10	0	1	15	50	1	11.5	.192
	Ft. Myers	3-2	3.74	19	0	0	0	6	33.2	35	20	14	1	1	9	39	0	10.4	.267
Minor League Totals		10-5	3.23	54	1	0	0	13	97.2	85	49	35	4	2	30	115	2	10.6	.228

NUNEZ, JUAN ANTONIO

PITCHER

HEIGHT: 5-11

BATS: R

BORN: 12/7/2000 in Dominican Republic

WEIGHT: 190

THROWS: R

RESIDES: Dominican Republic

SIGNED BY: --

SCHOOL: --

HOW OBTAINED: Signed as an undrafted free agent, November 12, 2019.

YEAR	TEAM	W-L	ERA	G	GS	CG	SH	SV	IP	H	R	ER	HR	HB	BB	SO	WP	K/9	BAA
2020	DSL Twins	Will be his first professional season																	

UBER, JOHN BAILEY (BAILEY)

PITCHER

HEIGHT: 6-9

BATS: R

BORN: 7/12/1995 in Huntersville, NC

WEIGHT: 260

THROWS: R

RESIDES: Cornelius, NC

SIGNED BY: Seth Moir

SCHOOL: College of Charleston (SC)

HOW OBTAINED: Selected by Twins in 12th round of 2017 First-Year Player Draft.

2019: Led all minor league pitchers (min. 75.0 IP) with a 0.69 ERA (78.2 IP, 6 ER) and 0.81 WHIP...became the first Twins minor league pitcher to allow six or fewer earned runs in 78.2 or more innings pitched since at least 1961...2018: Made a career-high 14 starts for Single-A Cedar Rapids, going 7-1 with a 3.84 ERA (75.0 IP, 32 ER)...2017: Began his career with an 8.1-inning scoreless streak...**AMATEUR CAREER:** Posted a 7-2 record with a 4.50 ERA and 73 strikeouts in 56.0 innings of work as a redshirt junior in 2017 at the College of Charleston...in 10 starts surrendered a career-low 11 walks while going 5-0 at home...compiled a 24-9 record with a 2.91 ERA and 254 strikeouts in 259.2 innings over the course of his career at the College of Charleston...in his freshman season compiled a 10-3 record with a 1.52 ERA and 85 strikeouts...named 2014 NCBWA National Freshman Pitcher of the Year...was also named the 2014 CAA Rookie of the Year and CAA Tournament Most Outstanding Player while helping the Cougars advance to the Super Regionals for the second time...the 2016 All-CAA Second Team selection is tied for second in the program record book with 24 career victories, and also ranks third in strikeouts (254), fourth in ERA (2.91), seventh in innings pitched (259.2), and eighth in winning percentage (.727)...**PERSONAL:** Was originally selected by Los Angeles-NL in the 23rd round of the 2016 First-Year Player Draft, but elected to return to the College of Charleston for the 2017 season.

YEAR	TEAM	W-L	ERA	G	GS	CG	SH	SV	IP	H	R	ER	HR	HB	BB	SO	WP	K/9	BAA
2017	Elizabethton	2-2	3.21	6	4	0	0	0	28.0	24	10	10	2	2	3	35	2	11.3	.229
2018	Cedar Rapids	7-1	3.84	14	14	0	0	0	75.0	71	32	32	7	0	9	88	1	10.6	.249
2019	GCL Twins	1-0	0.00	2	1	0	0	0	9.0	6	2	0	0	1	1	13	1	13.0	.176
	Ft. Myers	4-0	0.99	8	8	0	0	0	45.2	39	8	5	1	1	6	53	0	10.4	.231
	Pensacola	3-0	0.38	4	4	0	0	0	24.0	10	2	1	1	0	2	34	0	12.8	.123
Minor League Totals		17-3	2.38	34	31	0	0	0	181.2	150	54	48	11	4	21	223	4	11.0	.223

OLIVO, ANFERNY

CATCHER

HEIGHT: 5-9

BATS: R

BORN: 1/12/2002 in San Francisco De Macoris, DR

WEIGHT: 180

THROWS: R

RESIDES: San Francisco De Macoris, DR

SIGNED BY: Manuel Luciano

SCHOOL: --

HOW OBTAINED: Signed as an undrafted free agent, July 5, 2018.

2020: Earned his high school equivalency diploma on January 29 after a two-year course of study to become part of the second graduating class of the Twins' baseball academy in the Dominican Republic.

YEAR	TEAM	AVG	G	AB	R	H	2B	3B	HR	RBI	SH	SF	HB	BB	SO	SB	CS	OBP	OPS
2019	DSL Twins	.197	23	71	8	14	3	0	0	6	0	0	1	13	20	1	0	.329	.569
Minor League Totals		.197	23	71	8	14	3	0	0	6	0	0	1	13	20	1	0	.329	.569

OLIVAR, RICARDO JOSE

CATCHER

HEIGHT: 5-10

BATS: R

BORN: 8/10/2001 in Venezuela

WEIGHT: 176

THROWS: R

RESIDES: Venezuela

SIGNED BY: --

SCHOOL: --

HOW OBTAINED: Signed as an undrafted free agent, July 8, 2019.

YEAR	TEAM	AVG	G	AB	R	H	2B	3B	HR	RBI	SH	SF	HB	BB	SO	SB	CS	OBP	OPS
2020	DSL Twins	Will be his first professional season																	

OLSEN, JONATHAN ROBERT (JON)

PITCHER

HEIGHT: 6-3

BATS: R

BORN: 5/13/1997 in Lorna Linda, CA

WEIGHT: 205

THROWS: R

RESIDES: --

SIGNED BY: Seth Moir

SCHOOL: UCLA

HOW OBTAINED: Selected by Twins in 12th round of 2018 First-Year Player Draft.

YEAR	TEAM	W-L	ERA	G	GS	CG	SH	SV	IP	H	R	ER	HR	HB	BB	SO	WP	K/9	BAA
2018	DID NOT PLAY - INJURED (right elbow)																		
2019	DID NOT PLAY - INJURED (right elbow)																		

MINOR LEAGUES

OZORIA, DANIEL **INFIELDER**

HEIGHT: 5-9	BATS: S	BORN: 8/24/2000 in Santo Domingo Este, DR																	
WEIGHT: 135	THROWS: R	RESIDES: Boca Chica, DR																	
SIGNED BY: Domingo Garcia (Angels)	SCHOOL: --																		
HOW OBTAINED: Trade with Los Angeles-AL in exchange for reliever John Curtiss, January 15, 2018.																			
YEAR	TEAM	AVG	G	AB	R	H	2B	3B	HR	RBI	SH	SF	HB	BB	SO	SB	CS	OBP	OPS
2017	DSL Angels	.247	60	219	31	54	6	3	0	22	2	2	6	23	42	21	10	.332	.633
2018	AZL Angels	.193	49	197	14	38	3	1	0	12	0	0	2	11	56	6	6	.243	.461
	Orem	.333	2	3	1	1	0	0	0	0	0	0	0	1	1	0	0	.500	.833
2019	Elizabethton	.000	2	5	1	0	0	0	0	0	1	0	0	3	2	0	0	.375	.375
	Cedar Rapids	.190	58	163	21	31	2	0	1	6	1	1	3	15	45	15	1	.269	.490
Minor League Totals		.211	171	587	68	124	11	4	1	41	4	3	12	53	146	42	17	.287	.536

PALM, TYLER **PITCHER**

HEIGHT: 6-9	BATS: R	BORN: 12/10/1994 in West Branch, MI																	
WEIGHT: 226	THROWS: R	RESIDES: --																	
SIGNED BY: Billy Milos	SCHOOL: Oakland University (MI)																		
HOW OBTAINED: Signed as an undrafted free agent, June 13, 2018.																			
YEAR	TEAM	W-L	ERA	G	GS	CG	SH	SV	IP	H	R	ER	HR	HB	BB	SO	WP	K/9	BAA
2018	Elizabethton	2-2	4.06	11	11	0	0	0	51.0	60	23	23	1	7	11	45	6	7.9	.306
2019	Cedar Rapids	3-10	4.09	23	17	0	0	0	99.0	97	62	45	5	7	37	77	0	7.0	.253
	Pensacola	1-1	3.00	2	0	0	0	0	3.0	2	3	1	0	1	2	1	0	3.0	.222
Minor League Totals		6-13	4.06	36	28	0	0	0	153.0	159	88	69	6	15	50	123	6	7.2	.270

PEARSON, JACOB TAYLOR **OUTFIELDER**

HEIGHT: 6-1	BATS: L	BORN: 6/1/1998 in West Monroe, LA																	
WEIGHT: 185	THROWS: R	RESIDES: West Monroe, LA																	
ORIGINALLY DRAFTED BY: Angels in 3rd round of 2017 First-Year Player Draft.	SCHOOL: West Monroe High School (LA)																		
HOW OBTAINED: Trade with Los Angeles-AL in exchange for international bonus pool money, December 6, 2017.																			
2019: Split the season between Single-A Cedar Rapids and Single-A Ft. Myers, hitting .233 (95-for-408) with 47 runs scored, 22 doubles, three triples, five home runs, 41 RBI and 43 walks in 117 games...set career highs in hits, doubles, RBI and walks... 2018: Recorded a career-high four hits on June 24... 2017: Ended his first professional season with three consecutive two-hit games...traded to Minnesota December 6 in exchange for international bonus pool money... PERSONAL: 2017 Louisiana Gatorade Player of the Year and MVP of the LSWA's Class 5A All-State team...committed to Mississippi State and switched commitment to LSU prior to senior season...batted .519 as a senior, his second consecutive season with an average of .500 or better, and hit 12 home runs during West Monroe's run to a Class 5A runner-up finish...was named The News-Star's All-NELA Player of the Year.																			
YEAR	TEAM	AVG	G	AB	R	H	2B	3B	HR	RBI	SH	SF	HB	BB	SO	SB	CS	OBP	OPS
2017	AZL Angels	.226	40	155	20	35	7	1	0	13	4	0	2	15	37	5	3	.302	.586
2018	Cedar Rapids	.237	78	279	51	66	12	3	7	36	1	1	2	29	69	6	5	.312	.688
2019	Cedar Rapids	.220	82	286	35	63	13	1	4	32	0	5	1	33	63	12	5	.298	.613
	Ft. Myers	.262	35	122	12	32	9	2	1	9	0	2	0	10	22	7	0	.313	.707
Minor League Totals		.233	235	842	118	196	41	7	12	90	5	8	5	87	191	30	13	.306	.647

PENA, ALEXANDER GABRIEL **INFIELDER**

HEIGHT: 6-2	BATS: S	BORN: 4/12/2002 in Cumana, VZ																	
WEIGHT: 175	THROWS: R	RESIDES: Cumana, VZ																	
SIGNED BY: Oswaldo Troconis																			
HOW OBTAINED: Signed as an undrafted free agent, July 4, 2018.																			
YEAR	TEAM	AVG	G	AB	R	H	2B	3B	HR	RBI	SH	SF	HB	BB	SO	SB	CS	OBP	OPS
2019	DSL Twins	.281	40	146	20	41	10	0	3	23	0	0	4	13	32	2	2	.356	.767
Minor League Totals		.281	40	146	20	41	10	0	3	23	0	0	4	13	32	2	2	.356	.767

PENA, YELINSON JEROMI **INFIELDER**

HEIGHT: 5-11	BATS: R	BORN: 9/16/2000 in Santo Domingo Centro, DR																	
WEIGHT: 175	THROWS: R	RESIDES: Santo Domingo Centro, DR																	
SIGNED BY: Eury Luis	SCHOOL: --																		
HOW OBTAINED: Signed as an undrafted free agent, July 6, 2017.																			
YEAR	TEAM	AVG	G	AB	R	H	2B	3B	HR	RBI	SH	SF	HB	BB	SO	SB	CS	OBP	OPS
2018	DSL Twins	.239	27	88	10	21	3	0	0	9	1	0	1	17	17	3	3	.368	.641
2019	DSL Twins	.244	39	131	17	32	5	0	2	15	0	1	13	14	25	7	4	.371	.699
Minor League Totals		.242	66	219	27	53	8	0	2	24	1	1	14	31	42	10	7	.370	.676

PEREZ, ELPIDIO ALEJANDRO **PITCHER**

HEIGHT: 6-3	BATS: L	BORN: 11/11/1998 in Dominican Republic																
WEIGHT: 248	THROWS: L	RESIDES: Dominican Republic																
SIGNED BY: Manuel Luciano	SCHOOL: - -																	
HOW OBTAINED: Signed as an undrafted free agent, July 1, 2019.																		
YEAR TEAM	W-L	ERA	G	GS	CG	SH	SV	IP	H	R	ER	HR	HB	BB	SO	WP	K/9	BAA
2019 DSL Twins	1-1	4.38	6	0	0	0	0	12.1	11	10	6	0	3	7	16	3	11.7	.239
Minor League Totals	1-1	4.38	6	0	0	0	0	12.1	11	10	6	0	3	7	16	3	11.7	.239

PEREZ, JERROD (J.T.) **PITCHER**

HEIGHT: 6-4	BATS: L	BORN: 10/26/1995 in Orrville, OH																
WEIGHT: 215	THROWS: L	RESIDES: - -																
SIGNED BY: Nick Venuto	SCHOOL: University of Cincinnati (OH)																	
HOW OBTAINED: Selected by Twins in 29th round of 2018 First-Year Player Draft.																		
2019: Split the season between Rookie-Elizabethton and Single-A Cedar Rapids, going 3-2 with a 3.27 ERA (33.0 IP, 12 ER), 16 walks, 29 strikeouts and one save in 20 games as a reliever. 2018: Split the season between Elizabethton and GCL Twins, appearing in 15 games and going 1-1 with a 4.57 ERA (21.2 IP, 11 ER), 13 walks and 28 strikeouts.																		
YEAR TEAM	W-L	ERA	G	GS	CG	SH	SV	IP	H	R	ER	HR	HB	BB	SO	WP	K/9	BAA
2018 GCL Twins	1-0	2.31	10	0	0	0	0	11.2	14	6	3	0	1	5	14	0	10.8	.298
Elizabethton	0-1	7.20	5	0	0	0	0	10.0	11	9	8	0	0	8	14	0	12.6	.268
2019 Elizabethton	0-0	0.00	2	0	0	0	0	2.2	1	2	0	0	1	1	3	0	10.1	.100
Cedar Rapids	3-2	3.56	18	0	0	0	1	30.1	30	18	12	2	3	15	26	1	7.7	.261
Minor League Totals	4-3	3.79	35	0	0	0	1	54.2	56	35	23	2	5	29	57	1	9.4	.263

PHILLIPS, ALEX LINCOLN **PITCHER**

HEIGHT: 6-4	BATS: R	BORN: 12/16/1994 in Nacogdoches, TX																
WEIGHT: 220	THROWS: R	RESIDES: - -																
SIGNED BY: Billy Milos	SCHOOL: Baylor University (TX)																	
HOW OBTAINED: Signed as an undrafted free agent on May 8, 2018.																		
2019: Split the season between Single-A Ft. Myers and Double-A Pensacola, going 5-3 with a 2.55 ERA (67.0 IP, 19 ER), 21 walks allowed and 74 strikeouts in 42 appearances (1 start)...set a new career high with six strikeouts in 2.2 innings on May 30... 2018: Began professional career with Single-A Ft. Myers, working 3.1 scoreless innings across two appearances, with no walks and three strikeouts.																		
YEAR TEAM	W-L	ERA	G	GS	CG	SH	SV	IP	H	R	ER	HR	HB	BB	SO	WP	K/9	BAA
2018 Ft. Myers	1-0	0.00	2	0	0	0	0	3.1	0	0	0	0	0	3	0	15.6	.000	
2019 Ft. Myers	3-2	0.79	20	0	0	0	4	34.0	18	5	3	0	2	8	44	1	11.6	.162
Pensacola	2-1	4.36	22	1	0	0	5	33.0	30	17	16	4	0	13	30	2	8.2	.240
Minor League Totals	6-3	2.43	44	1	0	0	9	70.1	48	22	19	4	2	21	77	3	9.9	.195

PHILLIPS, PARKER RAY MATHIS **INFIELDER**

HEIGHT: 6-5	BATS: R	BORN: 2/20/1997 in Claksville, TN																
WEIGHT: 240	THROWS: R	RESIDES: Collierville, TN																
SIGNED BY: Matt Williams	SCHOOL: Austin Peay State University (TN)																	
HOW OBTAINED: Selected by Twins in 27th round of 2019 First-Year Player Draft.																		
YEAR TEAM	AVG	G	AB	R	H	2B	3B	HR	RBI	SH	SF	HB	BB	SO	SB	CS	OBP	OPS
2019 GCL Twins	.351	15	57	8	20	2	1	1	8	0	2	2	4	13	1	0	400	.874
Elizabethton	.231	39	147	21	34	7	0	5	18	0	0	10	18	49	0	1	354	.735
Minor League Totals	.265	54	204	29	54	9	1	6	26	0	2	12	22	62	1	1	367	.774

PICHARDO, JUAN SAMUEL **PITCHER**

HEIGHT: 6-1	BATS: L	BORN: 6/25/1998 in Santiago De Los Caballeros, Dominican Republic																
WEIGHT: 175	THROWS: L	RESIDES: Santiago De Los Caballeros, Dominican Republic																
SIGNED BY: Manuel Luciano	SCHOOL: - -																	
HOW OBTAINED: Signed as an undrafted free agent, February 15, 2019.																		
YEAR TEAM	W-L	ERA	G	GS	CG	SH	SV	IP	H	R	ER	HR	HB	BB	SO	WP	K/9	BAA
2019 DSL Twins	4-1	1.69	14	11	0	0	0	58.2	55	17	11	0	3	9	65	6	10.0	.248
Minor League Totals	4-1	1.69	14	11	0	0	0	58.2	55	17	11	0	3	9	65	6	10.0	.248

PINKERTON, SETH **PITCHER**

HEIGHT: 6-3	BATS: R	BORN: 7/26/1996 in Ogdensburg, NY																
WEIGHT: 225	THROWS: R	RESIDES: - -																
SIGNED BY: Mark Wilson	SCHOOL: Hartford University (CT)																	
HOW OBTAINED: Selected by Twins in 20th round of 2018 First-Year Player Draft.																		
2019: Missed the entire season due to injury after having arthroscopic surgery... 2018: Appeared in 15 games with Rookie-Elizabethton, went 1-1 with an 6.57 ERA (24.2 IP, 18 ER) with 22 walks and 28 strikeouts.																		
YEAR TEAM	W-L	ERA	G	GS	CG	SH	SV	IP	H	R	ER	HR	HB	BB	SO	WP	K/9	BAA
2018 Elizabethton	1-1	6.57	15	0	0	0	2	24.2	23	24	18	3	4	22	28	8	10.2	.256
2019	DID NOT PLAY - INJURED (arthrosopic surgery)																	
Minor League Totals	1-1	6.57	15	0	0	0	2	24.2	23	24	18	3	4	22	28	8	10.2	.256

MINOR LEAGUES

PONCE, LEYNER **PITCHER**

HEIGHT: 6-1	BATS: R	BORN: 12/22/2000 in Maracaibo, VZ																
WEIGHT: 190	THROWS: R	RESIDES: Maracaibo, VZ																
SIGNED BY: Eduardo Soriano	SCHOOL: - -																	
HOW OBTAINED: Signed as an undrafted free agent, February 7, 2019.																		
YEAR TEAM	W-L	ERA	G	GS	CG	SH	SV	IP	H	R	ER	HR	HB	BB	SO	WP	K/9	BAA
2019 DSL Twins	0-3	4.11	20	0	0	0	2	30.2	30	27	14	2	6	13	34	12	10.0	.244
Minor League Totals	0-3	4.11	20	0	0	0	2	30.2	30	27	14	2	6	13	34	12	10.0	.244

PRATO, ANTHONY **INFIELDER**

HEIGHT: 5-10	BATS: R	BORN: 5/11/1998 in Brooklyn, NY																
WEIGHT: 186	THROWS: R	RESIDES: Staten Island, NY																
SIGNED BY: John Wilson	SCHOOL: University of Connecticut																	
HOW OBTAINED: Selected by Twins in 6th round of 2019 First-Year Player Draft.																		
2019: Began professional career at the Rookie level, where he played 45 games with Elizabethton between June 18 and August 28...hit his first pro home run on June 29, in his seventh career game...went 4-for-5 with a home run and two RBI on August 8...transferred to Single-A Cedar Rapids where he played in two games September 1-2...finished the season on a four-game hitting streak, spanning both levels.																		
YEAR TEAM	AVG	G	AB	R	H	2B	3B	HR	RBI	SH	SF	HB	BB	SO	SB	CS	OBP	OPS
2019 Elizabethton	.267	45	161	20	43	7	1	2	17	0	3	10	19	24	3	2	.373	.733
Cedar Rapids	.286	2	7	0	2	0	0	0	1	0	0	0	1	2	0	0	.375	.661
Minor League Totals	.268	47	168	20	45	7	1	2	18	0	3	10	20	26	3	2	.373	.730

PUENTE, SAUL **INFIELDER**

HEIGHT: 5-11	BATS: S	BORN: 7/21/2002 in San Pedro De Macoris, DR																
WEIGHT: 160	THROWS: R	RESIDES: San Pedro De Macoris, DR																
SIGNED BY: Eury Luis	SCHOOL: - -																	
HOW OBTAINED: Signed as an undrafted free agent, August 2, 2018.																		
YEAR TEAM	AVG	G	AB	R	H	2B	3B	HR	RBI	SH	SF	HB	BB	SO	SB	CS	OBP	OPS
2019 DSL Twins	.206	33	97	8	20	1	0	0	6	0	0	1	10	43	1	0	.287	.504
Minor League Totals	.206	33	97	8	20	1	0	0	6	0	0	1	10	43	1	0	.287	.504

RAMIREZ, BREILIN ANFERLNI **INFIELDER**

HEIGHT: 6-1	BATS: R	BORN: 9/6/2002 in Dominican Republic																
WEIGHT: 170	THROWS: R	RESIDES: Dominican Republic																
SIGNED BY: - -	SCHOOL: - -																	
HOW OBTAINED: Signed as an undrafted free agent, July 2, 2019.																		
YEAR TEAM	AVG	G	AB	R	H	2B	3B	HR	RBI	SH	SF	HB	BB	SO	SB	CS	OBP	OPS
2020 DSL Twins																		
Will be his first professional season																		

RAMIREZ, RICKEY MARK **PITCHER**

HEIGHT: 6-0	BATS: R	BORN: 10/20/1996 in Walnut Creek, CA																
WEIGHT: 168	THROWS: R	RESIDES: Marysville, CA																
SIGNED BY: Michael Quesada	SCHOOL: Fresno State University (CA)																	
HOW OBTAINED: Selected by Twins in 15th round of 2017 First-Year Player Draft.																		
2019: Split the season between GCL Twins, Single-A Cedar Rapids and Single-A Ft. Myers, going 2-2 with a 3.80 ERA (42.2 IP, 18 ER), 18 walks, 50 strikeouts and six saves in 26 games as a reliever... 2018: Split the season between Rookie-Elizabethton and Single-A Cedar Rapids, going 2-3 with a 4.28 ERA (27.1 IP, 13 ER), 11 walks and 27 strikeouts... AMATEUR: As a junior at Fresno State made 19 appearances on the mound making 13 starts...finished seventh in the Mountain West Conference in innings pitched (88.1) and strikeouts (68)...posted a 3-6 overall record with a 5.30 ERA (10th in the Mountain West)...earned Second-Team All-Mountain West honors as a sophomore...appeared in 26 games on the mound, with 25 coming in relief and made one start...went 4-1 with a 4.54 ERA and converted four saves on the year...in 12 appearances in Mountain West play, went 1-0 with a 0.45 ERA and picked up all four saves against conference foes...held opponents to a .271 batting average...named Academic All-Mountain West...appeared in 15 games on the mound for the 'Dogs as a freshman...tossed 16.1 innings, posting an 0-2 record with a 7.71 ERA...named Academic All-Mountain West...also earned Mountain West Scholar-Athlete honors... PERSONAL: Three-year letterwinner at River Valley High in Yuba City, CA...led his team during senior year to a 20-win season in which he was 9-2 on the mound with a 1.15 ERA and 96 strikeouts...struck out 176 batters over his junior and senior seasons...was an All-Tri County League player junior and senior season, and was also named All-Area both years.																		
YEAR TEAM	W-L	ERA	G	GS	CG	SH	SV	IP	H	R	ER	HR	HB	BB	SO	WP	K/9	BAA
2017 Elizabethton	0-0	5.52	15	0	0	0	2	29.1	26	21	18	2	2	13	21	7	6.4	.234
2018 Elizabethton	2-0	0.00	5	0	0	0	1	7.0	0	0	0	0	0	2	9	0	11.6	.000
Cedar Rapids	0-3	5.75	14	0	0	0	2	20.1	23	13	13	1	1	9	18	2	8.0	.291
2019 GCL Twins	0-0	0.00	2	0	0	0	0	3.0	2	0	0	0	0	1	5	2	15.0	.182
Cedar Rapids	1-1	2.30	16	0	0	0	5	27.1	22	8	7	1	2	11	28	2	9.2	.216
Ft. Myers	1-1	8.03	8	0	0	0	1	12.1	15	12	11	0	3	6	17	0	12.4	.300
Minor League Totals	4-5	4.44	60	0	0	0	11	99.1	88	54	49	4	8	42	98	13	8.9	.235

RAPP, BRIAN**PITCHER****HEIGHT:** 6-0**BATS:** R**BORN:** 8/10/1995 in Mendham, NJ**WEIGHT:** 197**THROWS:** R**RESIDES:** - -**SIGNED BY:** John Wilson**SCHOOL:** Boston College**HOW OBTAINED:** Selected by Twins in 26th round of 2018 First-Year Player Draft.

2019: Spent the season with Single-A Cedar Rapids, going 5-1 with a 5.62 ERA (65.2 IP, 41 ER), 36 walks and 60 strikeouts in 33 games (3 starts)...named the Cedar Rapids recipient of the Harmon Killebrew award, for minor league community service...**2018:** Spent the season with Rookie-Elizabethton, going 1-3 with a 3.52 ERA (38.1 IP, 15 ER), 10 walks and 37 strikeouts.

YEAR	TEAM	W-L	ERA	G	GS	CG	SH	SV	IP	H	R	ER	HR	HB	BB	SO	WP	K/9	BAA
2018	Elizabethton	1-3	3.52	10	6	0	0	0	38.1	46	19	15	2	1	10	37	5	8.7	.291
2019	Cedar Rapids	5-1	5.62	33	3	0	0	0	65.2	67	44	41	7	3	36	60	8	8.2	.266
Minor League Totals		6-4	4.85	43	9	0	0	0	104.0	113	63	56	9	4	46	97	13	8.4	.276

RECORD, JOSEPH BRYAN [JOE]**PITCHER****HEIGHT:** 6-3**BATS:** R**BORN:** 1/12/1995 in Anaheim, CA**WEIGHT:** 232**THROWS:** R**RESIDES:** Placentia, CA**SIGNED BY:** Taylor Cameron**SCHOOL:** University of California, Santa Barbara**HOW OBTAINED:** Selected by Twins in 28th round of 2017 First-Year Player Draft.

YEAR	TEAM	W-L	ERA	G	GS	CG	SH	SV	IP	H	R	ER	HR	HB	BB	SO	WP	K/9	BAA
2017	DID NOT PLAY - INJURED (right UCL injury)																		
2018	DID NOT PLAY - INJURED (right UCL injury)																		
2019	Cedar Rapids	0-1	0.00	7	0	0	0	5	8.1	1	2	0	0	1	1	16	1	17.3	.036
	Ft. Myers	4-3	5.98	28	0	0	0	3	46.2	53	36	31	1	1	15	52	3	10.0	.275
Minor League Totals		4-4	5.07	35	0	0	0	8	55.0	54	38	31	1	2	16	68	4	11.1	.244

REED, JACOB HUBERT [JAKE]**PITCHER**

SEE PAGES 135-136

REINHIMER, JOHN PATRICK [JACK]**INFIELDER**

SEE PAGES 137-138

REYES, ROGELIO BERNARDINO**PITCHER****HEIGHT:** 6-2**BATS:** R**BORN:** 1/6/1998 in Hayward, CA**WEIGHT:** 175**THROWS:** R**RESIDES:** Union City, CA**SIGNED BY:** Michael Quesada**SCHOOL:** University of California, Berkeley**HOW OBTAINED:** Selected by Twins in 22nd round of 2019 First-Year Player Draft.

YEAR	TEAM	W-L	ERA	G	GS	CG	SH	SV	IP	H	R	ER	HR	HB	BB	SO	WP	K/9	BAA
2019	GCL Twins	1-0	7.11	4	0	0	0	0	6.1	8	7	5	0	1	5	9	2	12.8	.308
Minor League Totals		1-0	7.11	4	0	0	0	0	6.1	8	7	5	0	1	5	9	2	12.8	.308

REYES, WILKER OGUIS**PITCHER****HEIGHT:** 6-0**BATS:** L**BORN:** 2/25/2002 in Esperanza, DR**WEIGHT:** 170**THROWS:** L**RESIDES:** Esperanza, DR**SIGNED BY:** Manuel Luciano**SCHOOL:** - -**HOW OBTAINED:** Signed as an undrafted free agent, July 5, 2018.

YEAR	TEAM	W-L	ERA	G	GS	CG	SH	SV	IP	H	R	ER	HR	HB	BB	SO	WP	K/9	BAA
2019	DSL Twins	1-4	5.67	16	5	0	0	0	33.1	33	28	21	2	6	21	33	14	8.9	.241
Minor League Totals		1-4	5.67	16	5	0	0	0	33.1	33	28	21	2	6	21	33	14	8.9	.241

RIJO, LUIS ALFREDO**PITCHER****HEIGHT:** 6-1**BATS:** R**BORN:** 9/6/1998 in Valencia, VZ**WEIGHT:** 200**THROWS:** R**RESIDES:** Valencia, VZ**SIGNED BY:** - -**SCHOOL:** - -**HOW OBTAINED:** Trade with New York-AL in exchange for Lance Lynn and cash considerations, July 30, 2018.

YEAR	TEAM	W-L	ERA	G	GS	CG	SH	SV	IP	H	R	ER	HR	HB	BB	SO	WP	K/9	BAA
2016	DSL Yankees 2	1-2	1.67	9	6	0	0	0	32.1	30	10	6	2	1	2	30	1	8.4	.240
2017	GCL Yankees East	4-3	3.50	11	7	1	1	0	54.0	51	23	21	2	4	9	55	1	9.2	.252
2018	Tampa	1-0	3.00	1	1	0	0	0	6.0	6	2	2	0	0	0	3	0	4.5	.261
	Staten Island	0-0	3.00	1	1	0	0	0	6.0	8	2	2	0	0	2	3	1	4.5	.348
	Pulaski	3-1	2.67	5	3	0	0	0	27.0	28	11	8	0	1	1	26	2	8.7	.257
	Elizabethton	2-0	1.27	5	5	0	0	0	21.1	15	8	3	1	2	4	17	0	7.2	.195
2019	Cedar Rapids	5-8	2.86	19	19	0	0	0	107.0	89	46	34	5	4	23	99	5	8.3	.225
Minor League Totals		16-14	2.70	51	42	1	1	0	253.2	227	102	76	10	12	41	233	10	8.3	.238

MINOR LEAGUES

RIMMEL, NIKLAS SEAN

PITCHER

HEIGHT: 6-3

BATS: R

BORN: 7/5/1999 in Berlin, Germany

WEIGHT: 200

THROWS: R

RESIDES: Fuerth, Germany

SIGNED BY: Glenn Godwin

SCHOOL: --

HOW OBTAINED: Signed as an undrafted free agent, September 13, 2017.

2019: Won his final three starts of the season, striking out a career-high seven batters in 5.0 innings in his final outing...2018: Appeared in eight games in his first professional season, posting a 3.86 ERA (14.0 IP, 6 ER)...PERSONAL: Played for Buchbinder Legionäre Regensburg before signing with the Twins...began his baseball career with the Fuerth Pirates in 2009...joined the Buchbinder Legionäre and the Regensburg Baseball Academy in 2014...is the fifth German player to sign with the Twins organization, after Tim Henkenjohann (2001), Rodney Gessmann (2007), Max Kepler (2009) and Markus Sobach (2011), and the 12th player overall from the Regensburg Baseball Academy to sign with an MLB organization since 2007...pitched in 10 games for the Buchbinder Legionäre in the German Baseball-Bundesliga in 2017.

YEAR	TEAM	W-L	ERA	G	GS	CG	SH	SV	IP	H	R	ER	HR	HB	BB	SO	WP	K/9	BAA
2018	GCL Twins	0-1	3.86	8	0	0	0	1	14.0	21	8	6	0	2	3	6	2	3.9	356
2019	GCL Twins	3-1	2.15	9	7	0	0	0	37.2	30	11	9	1	1	8	34	7	8.1	219
Minor League Totals		3-2	2.61	17	7	0	0	1	51.2	51	19	15	1	3	11	40	9	7.0	260

RINDFLEISCH, JARETT COLE

CATCHER

HEIGHT: 6-1

BATS: R

BORN: 9/4/1995 in Reaston, VA

WEIGHT: 225

THROWS: R

RESIDES: --

SIGNED BY: Erick Brock (Marlins)

SCHOOL: Ball State University (IN)

ORIGINALLY DRAFTED BY: Marlins in 9th round of 2016 First-Year Player Draft.

HOW OBTAINED: Signed as a minor league free agent, January 10, 2020.

2019: Did not play after being placed on the Voluntarily Retired list in February...reinstated from Inactive List on November 19 and released by Miami on December 17...2018: Limited to 13 games with Single-A Jupiter due to injury, hitting .290 (9-for-31) with six runs scored, one double and five RBI to earn his first career Midseason All-Star selection in the Florida State League...placed on 7-day IL April 26, transferred to 60-day IL June 7 after undergoing surgery for a right knee lateral meniscus tear on May 8...2017: Spent his first full season in Single-A Greensboro, hitting .243 (70-for-288) with 39 runs scored, 13 doubles, one triple, six home runs and 45 RBI in 89 games...posted a .997 fielding pct. as a catcher, tied for the fourth-best mark among qualified minor league backstops.

YEAR	TEAM	AVG	G	AB	R	H	2B	3B	HR	RBI	SH	SF	HB	BB	SO	SB	CS	OBP	OPS
2016	Batavia	.219	24	73	9	16	7	0	1	9	1	0	6	11	12	0	0	.367	.723
	GCL Marlins	.313	5	16	3	5	2	0	0	2	0	0	0	3	3	1	0	.421	.859
2017	Greensboro	.243	89	288	39	70	13	1	6	45	7	5	23	32	83	2	1	.359	.717
2018	Jupiter	.290	13	31	6	9	1	0	0	5	0	1	7	11	14	0	0	.540	.863
2019	DID NOT PLAY - VOLUNTARILY RETIRED LIST																		
Minor League Totals		.245	131	408	57	100	23	1	7	61	8	6	36	57	112	3	1	.381	.739

RIVERA, ERICK

OUTFIELDER

HEIGHT: 6-0

BATS: L

BORN: 11/9/2000 in Ponce, PR

WEIGHT: 183

THROWS: L

RESIDES: Ponce, PR

SIGNED BY: Freddie Thon

SCHOOL: Superior Urbana (PR)

HOW OBTAINED: Selected by Twins in 14th round of 2018 First-Year Player Draft.

YEAR	TEAM	AVG	G	AB	R	H	2B	3B	HR	RBI	SH	SF	HB	BB	SO	SB	CS	OBP	OPS
2018	GCL Twins	.246	23	69	6	17	4	0	7	1	0	1	1	11	22	1	2	.358	.662
2019	GCL Twins	.164	39	110	8	18	3	1	0	12	0	1	3	15	33	2	2	.279	.488
Minor League Totals		.196	62	179	14	35	7	1	7	13	0	2	4	26	55	3	4	.310	.555

ROBERTO, NELSON JUNIOR

OUTFIELDER

HEIGHT: 6-2

BATS: R

BORN: 10/27/2000 in San Pedro De Macoris, DR

WEIGHT: 170

THROWS: R

RESIDES: San Pedro De Macoris, DR

SIGNED BY: Eury Luis

SCHOOL: --

HOW OBTAINED: Signed as an undrafted free agent, March 9, 2018.

2019: Earned his high school equivalency diploma on January 30, 2019 after a two-year course of study to become part of the first graduating class of the Twins' baseball academy in the Dominican Republic...he acquired a suit in order to attend the graduation instead of wearing his baseball uniform...placed on the 7-day IL between June 4 and June 17...hit his first career home run and recorded a career-high three RBI in his first game on June 1...2018: Played with the DSL Twins, in 24 games hit .156 (12-for-77) with eight runs scored, one double, three triples, seven RBI, four walks and two stolen bases.

YEAR	TEAM	AVG	G	AB	R	H	2B	3B	HR	RBI	SH	SF	HB	BB	SO	SB	CS	OBP	OPS
2018	DSL Twins	.156	24	77	8	12	1	3	0	7	0	2	2	4	44	2	1	.212	.459
2019	DSL Twins	.216	30	111	19	24	5	0	6	16	0	0	3	9	43	4	3	.293	.716
Minor League Totals		.191	54	188	27	36	6	3	6	23	0	2	5	13	87	6	4	.260	.611

ROBINSON, ALEXANDER PETER (ALEX)

PITCHER

HEIGHT: 6-3

BATS: L

BORN: 8/11/1994 in Queens, NY

WEIGHT: 217

THROWS: L

RESIDES: Hewlett, NY

SIGNED BY: John Wilson

SCHOOL: University of Maryland

HOW OBTAINED: Selected by Twins in 5th round of 2015 First-Year Player Draft.

2019: Placed on the 7-day IL on April 4 due to a labral repair, missed entire season...2018: Spent the season with Single-A Ft. Myers, going 1-3 with a 4.98 ERA (34.1 IP, 19 ER), 23 walks and 45 strikeouts...2017: Split season between Single-A Ft. Myers and Single-A Cedar Rapids...2015: Began professional career making 10 appearances out of the bullpen for Rookie-Elizabethton...PERSONAL: Attended the University of Maryland and was rated as the 74th-best prospect by Baseball America entering the 2015 First-Year Player Draft...also rated as the 124th-best prospect by MLB.com...made 25 appearances, all in relief, for the Terrapins as a junior in 2015, posting a record of 1-1 with a 1.63 ERA (27.2 IP, 5 ER), 20 walks and 32 strikeouts while collecting three saves...did not allow an earned run through 17.1 innings pitched to begin the season...attended Holy Trinity High School in Hewlett, NY where he was named the ESPN New York Player of the Year and was ranked the third overall prospect in New York by Perfect Game...helped lead his school to the 2012 league championship and won league MVP honors in the process...was a three-time Pitcher of the Year and All-League selection...threw four no hitters in his high school career, including a 19-strikeout performance.

ROBINSON, continued...

YEAR	TEAM	W-L	ERA	G	GS	CG	SH	SV	IP	H	R	ER	HR	HB	BB	SO	WP	K/9	BAA
2015	Elizabethton	0-3	9.00	10	0	0	0	0	12.0	10	13	12	0	4	16	15	4	11.3	.238
2016	Elizabethton	0-1	3.00	15	2	0	0	0	33.0	19	15	11	2	7	34	52	3	14.2	.162
2017	Cedar Rapids	2-5	2.84	28	0	0	0	2	38.0	29	12	12	2	2	15	51	5	12.1	.207
	Ft. Myers	4-0	4.67	13	0	0	0	0	17.1	14	9	9	1	0	13	27	3	14.0	.233
2018	Ft. Myers	1-3	4.98	25	0	0	0	3	34.1	27	22	19	3	3	23	45	6	11.8	.208
2019	DID NOT PLAY - INJURED (labral repair)																		
Minor League Totals		7-12	4.21	91	2	0	0	5	134.2	99	71	63	8	16	101	190	21	12.7	.202

RODRIGUEZ, EMMANUEL

OUTFIELDER

HEIGHT: 5-10

BATS: L

BORN: 2/28/2003 in Dominican Republic

WEIGHT: 195

THROWS: L

RESIDES: Dominican Republic

SIGNED BY: --

SCHOOL: --

HOW OBTAINED: Signed as an undrafted free agent, July 2, 2019.

YEAR	TEAM	AVG	G	AB	R	H	2B	3B	HR	RBI	SH	SF	HB	BB	SO	SB	CS	OBP	OPS
2020	DSL Twins	Will be his first professional season																	

RODRIGUEZ, ENDY DE JESUS

INFIELDER

HEIGHT: 5-9

BATS: L

BORN: 6/10/2003 in Dominican Republic

WEIGHT: 148

THROWS: R

RESIDES: Dominican Republic

SIGNED BY: --

SCHOOL: --

HOW OBTAINED: Signed as an undrafted free agent, July 12, 2019.

YEAR	TEAM	AVG	G	AB	R	H	2B	3B	HR	RBI	SH	SF	HB	BB	SO	SB	CS	OBP	OPS
2020	DSL Twins	Will be his first professional season																	

RODRIGUEZ, JOSE FRANCISCO

INFIELDER

HEIGHT: 5-11

BATS: S

BORN: 2/17/2002 in Maracay, VZ

WEIGHT: 160

THROWS: R

RESIDES: Maracay, VZ

SIGNED BY: Jose Leon

SCHOOL: --

HOW OBTAINED: Signed as an undrafted free agent, July 4, 2018.

YEAR	TEAM	AVG	G	AB	R	H	2B	3B	HR	RBI	SH	SF	HB	BB	SO	SB	CS	OBP	OPS
2019	DSL Twins	.221	40	145	21	32	5	2	2	13	1	0	1	12	22	6	3	.285	.609
Minor League Totals		.221	40	145	21	32	5	2	2	13	1	0	1	12	22	6	3	.285	.609

RODRIGUEZ, MIGUEL ALEJANDRO

PITCHER

HEIGHT: 6-2

BATS: R

BORN: 2/25/1999 in Petare, VZ

WEIGHT: 180

THROWS: R

RESIDES: Maracay, VZ

SIGNED BY: Jose Leon

SCHOOL: --

HOW OBTAINED: Signed as an undrafted free agent, July 3, 2017.

2020: Earned his high school equivalency diploma on January 29 after a two-year course of study to become part of the second graduating class of the Twins' baseball academy in the Dominican Republic.

YEAR	TEAM	W-L	ERA	G	GS	CG	SH	SV	IP	H	R	ER	HR	HB	BB	SO	WP	K/9	BAA
2018	DSL Twins	3-1	4.99	13	5	0	0	0	30.2	28	19	17	0	0	12	35	3	10.3	.235
2019	GCL Twins	2-2	2.48	9	5	0	0	0	32.2	29	10	9	1	1	11	39	1	10.7	.236
Minor League Totals		5-3	3.69	22	10	0	0	0	63.1	57	29	26	1	1	23	74	4	10.5	.236

ROOKER, TERRY BRENT (BRENT)

OUTFIELDER

SEE PAGE 148

RORTVEDT, BENJAMIN THOMAS (BEN)

CATCHER

SEE PAGE 149

ROSARIO, JOSÉ ALBERTO

INFIELDER

HEIGHT: 5-9

BATS: S

BORN: 12/31/2001 in Santo Domingo Centro, DR

WEIGHT: 150

THROWS: R

RESIDES: Santo Domingo, DR

SIGNED BY: Eduardo Soriano

SCHOOL: --

HOW OBTAINED: Signed as an undrafted free agent, July 5, 2018.

YEAR	TEAM	AVG	G	AB	R	H	2B	3B	HR	RBI	SH	SF	HB	BB	SO	SB	CS	OBP	OPS
2019	DSL Twins	.248	42	113	23	28	2	1	0	12	0	0	1	33	21	15	2	.422	.705
Minor League Totals		.248	42	113	23	28	2	1	0	12	0	0	1	33	21	15	2	.422	.705

MINOR LEAGUES

ROWLEY, CHRISTOPHER RYAN (CHRIS)

PITCHER

HEIGHT: 6-2 **BATS:** R **BORN:** 8/14/1990 in Atlanta, GA
WEIGHT: 195 **THROWS:** R **RESIDES:** Martin, GA
SIGNED BY: - - **SCHOOL:** U.S. Military Academy (West Point, NY)
HOW OBTAINED: Signed as a minor league free agent, January 28, 2020.

2019: Spent the season with Triple-A El Paso, after signing with the Padres on February 28...appeared in just five games (2 starts) before going on the 7-day Injured List April 29 with right triceps inflammation; missed rest of season...**2018:** Started the season at Triple-A Buffalo, making 17 starts for the Bisons and posting a 6-7 record and 3.30 ERA (101.0 IP, 37 ER)...claimed off waivers by Texas July 23 and finished the season with Triple-A Round Rock, where he had a 3.46 ERA (41.2 IP, 16 ER) in seven starts...**2017:** Split the minor league season between Double-A New Hampshire and Triple-A Buffalo, going 6-7 with a 2.24 ERA (116.1 IP, 29 ER) with 26 walks allowed and 95 strikeouts...called up to Toronto on August 12 and made his MLB debut that day vs. Pittsburgh, becoming the second West Point graduate to play in the majors...earned the win after allowing one run on five hits over 5.1 innings, with one walk and three strikeouts...appeared in six games for the Blue Jays from Aug. 12-end of season, starting thrice...**2016:** Returned to professional baseball after two years of military service...appeared in 31 games (14 starts) for Single-A Dunedin and went 10-3 with a 3.49 ERA (123.2 IP, 48 ER) and 86 strikeouts...**MILITARY CAREER:** Served for two years on active duty with the U.S. Army...deployed to Bulgaria in March 2015 for a non-combat mission, Operation Atlantic Resolve, a NATO joint effort to counter Russian aggression in Ukraine...played catch with fellow soldiers to keep his arm fresh...returned home and resumed his baseball career in 2016...**AMATEUR:** Pitched four seasons at the U.S. Military Academy in West Point, NY...went 25-9 with a 3.44 ERA (277.0 IP, 106 ER) with 65 walks and 216 strikeouts...named Patriot League Pitcher of the Year his junior season.

YEAR	TEAM	W-L	ERA	G	GS	CG	SH	SV	IP	H	R	ER	HR	HB	BB	SO	WP	K/9	BAA	
2013	GCL Blue Jays	4-0	1.10	9	5	0	0	0	32.2	19	5	4	1	0	3	39	3	10.7	.162	
2014	DID NOT PLAY - MILITARY LIST																			
2015	DID NOT PLAY - MILITARY LIST																			
2016	Dunedin	10-3	3.49	31	14	0	0	1	123.2	128	54	48	14	2	30	86	4	6.3	.269	
2017	TORONTO	1-2	6.75	6	3	0	0	0	18.2	24	14	14	4	0	10	11	1	5.3	.304	
	Buffalo	3-5	2.66	12	8	0	0	0	64.1	60	21	19	2	5	17	46	1	6.4	.247	
	New Hampshire	3-2	1.73	17	5	0	0	1	52.0	33	10	10	4	3	9	49	1	8.5	.179	
2018	TORONTO	0-1	40.50	2	0	0	0	0	0.2	2	4	3	1	0	1	0	0	0.0	.400	
	Buffalo	5-6	3.30	17	17	0	0	0	101.0	98	48	37	11	5	42	63	4	5.6	.253	
	Round Rock	2-3	3.46	7	7	0	0	0	41.2	40	18	16	2	1	16	33	1	7.1	.252	
2019	El Paso	0-0	11.02	5	2	0	0	0	16.1	27	20	20	5	3	9	11	1	6.1	.370	
Major League Totals		1-3	7.91	8	3	0	0	0	19.1	26	18	17	5	0	11	11	1	5.1	.310	
Minor League Totals		27-19	3.21	98	58	0	0	2	431.2	405	176	154	39	19	126	327	15	6.8	.247	

SALVA, KIDANY

CATCHER

HEIGHT: 5-11 **BATS:** S **BORN:** 8/24/1998 in Bayamon, PR
WEIGHT: 180 **THROWS:** R **RESIDES:** Houston, TX
SIGNED BY: Greg Runser **SCHOOL:** Klein Forest High School (TX)
HOW OBTAINED: Selected by Twins in 17th round of 2016 First-Year Player Draft.

YEAR	TEAM	AVG	G	AB	R	H	2B	3B	HR	RBI	SH	SF	HB	BB	SO	SB	CS	OBP	OPS	
2016	GCL Twins	.179	18	56	4	10	1	1	0	6	0	0	1	0	3	13	1	0	.217	.449
2017	GCL Twins	.159	17	44	5	7	1	0	0	0	0	0	0	8	10	2	2	.288	.470	
2018	GCL Twins	.316	36	104	16	25	5	0	0	9	0	1	4	8	17	2	0	.316	.605	
2019	Elizabethton	.253	27	91	10	23	2	0	3	12	0	1	4	8	25	0	0	.337	.710	
Minor League Totals		.220	98	295	35	65	9	1	3	27	0	3	8	27	65	5	2	.300	.588	

SAMMONS, BRYAN

PITCHER

HEIGHT: 6-4 **BATS:** L **BORN:** 4/27/1995 in Wilmington, NC
WEIGHT: 235 **THROWS:** L **RESIDES:** Wilmington, NC
SIGNED BY: Seth Moir **SCHOOL:** Western Carolina University (NC)
HOW OBTAINED: Selected by Twins in 8th round of 2017 First-Year Player Draft.

2019: Split the season between Single-A Ft. Myers and Double-A Pensacola, going 9-6 with a 3.18 ERA (119.0 IP, 42 ER), 49 walks and 131 strikeouts in 25 games (24 starts)...**2018:** Split the season between Single-A Cedar Rapids, Single-A Ft. Myers and Double-A Chattanooga, started 21 games and went 6-6 with a 3.91 ERA (112.2 IP, 49 ER), 39 walks and 101 strikeouts...**2017:** Began professional career with Rookie-Elizabethton...transferred to Single-A Cedar Rapids July 30...finished season with Kernels, making five-straight starts, allowing seven earned runs in 22.2 IP (2.78 ERA)...**AMATEUR CAREER:** Finished his senior season at Western Carolina, making 15 appearances (14 starts), with a record of 8-3 with one save and a 3.02 ERA, good for fifth in the Southern Conference...tossed over 100 pitches in each of his 14 starts, working at least 5.0 innings in each start...recorded a team-leading and career-high 108 strikeouts on the year, which was third in the SoCon...played for Yarmouth-Dennis Red Sox in 2016 Cape Cod League and for SLO Blues of California Collegiate League in summer of 2015...as a freshman for WCU in 2014 was named to the SoCon All-Freshman team and Louisville Slugger Freshman All-American team...was a three-year letterwinner for two-time Midwestern Conference champion Hoggard High School in Wilmington, NC, claiming Player of the Year honors in 2013...posted a 16-1 record with a 1.00 ERA, five shutouts and 98 strikeouts in 63.0 innings in his senior season, earning Wilmington StarNews All-Area Player of the Year...also played first base, hitting .306 with a home run and 15 RBI...during the summer of 2013, helped guide Wilmington Post 10 to the American Legion World Series, earning MVP honors in the Southeast Regional after tossing a complete-game shutout in the championship game.

YEAR	TEAM	W-L	ERA	G	GS	CG	SH	SV	IP	H	R	ER	HR	HB	BB	SO	WP	K/9	BAA
2017	Elizabethton	2-0	1.46	7	3	0	0	0	24.2	14	6	4	1	0	7	31	4	11.3	.161
	Cedar Rapids	3-1	3.51	6	5	0	0	0	25.2	22	13	10	2	0	11	35	4	12.3	.222
2018	Cedar Rapids	5-5	2.32	15	15	0	0	0	85.1	71	27	22	4	4	22	75	9	7.9	.225
	Ft. Myers	1-2	8.49	6	5	0	0	0	23.1	32	24	22	1	1	14	20	5	7.7	.323
	Chattanooga	0-1	11.25	1	1	0	0	0	4.0	5	6	5	0	0	3	6	1	13.5	.278
2019	Ft. Myers	4-0	0.94	8	8	0	0	0	38.1	32	8	4	1	0	13	46	0	10.8	.227
	Pensacola	5-6	4.24	17	16	1	0	0	80.2	67	39	38	11	3	36	85	4	9.5	.224
Minor League Totals		20-15	3.35	60	53	1	0	0	282.0	243	123	105	20	8	106	298	26	9.5	.230

SANCHEZ, FERNANDO JOSÉ

PITCHER

HEIGHT: 5-9 BATS: R BORN: 2/20/2000 in Acarigua, VZ
 WEIGHT: 155 THROWS: R RESIDES: Araure, VZ
 SIGNED BY: Marlon Nava SCHOOL: --
 HOW OBTAINED: Signed as an undrafted free agent, July 27, 2016.

YEAR	TEAM	W-L	ERA	G	GS	CG	SH	SV	IP	H	R	ER	HR	HB	BB	SO	WP	K/9	BAA
2017	DSL Twins	2-4	7.55	21	1	0	0	2	39.1	56	38	33	2	6	18	21	5	4.8	.350
2018	DSL Twins	6-2	4.02	20	0	0	0	2	40.1	27	18	14	1	6	16	28	7	6.2	.191
2019	DSL Twins	1-0	1.80	8	1	0	0	2	10.0	7	2	2	1	1	3	6	1	5.4	.200
Minor League Totals		9-6	4.92	49	2	0	0	6	89.2	90	58	49	4	13	37	55	13	5.5	.268

SANDS, BRYSON COLE (COLE)

PITCHER

HEIGHT: 6-3 BATS: R BORN: 7/17/1997 in Tallahassee, FL
 WEIGHT: 215 THROWS: R RESIDES: Tallahassee, FL
 SIGNED BY: Brett Dowdy SCHOOL: Florida State University
 HOW OBTAINED: Selected by Twins in 5th round of 2018 First-Year Player Draft.

2019: Split his first professional season between Single-A Cedar Rapids, Single-A Ft. Myers and Double-A Pensacola, going 7-3 with a 2.68 ERA (97.1 IP, 29 ER), 19 walks and 108 strikeouts in 18 starts...struck out eight batters in 5.0 hitless innings in his professional debut on April 6...fanned 10 batters in 5.0 innings on May 18, allowing eight hits and one run...had two stints on the 7-day IL, from June 13-23 (blister) and August 5-12 (left calf strain).

YEAR	TEAM	W-L	ERA	G	GS	CG	SH	SV	IP	H	R	ER	HR	HB	BB	SO	WP	K/9	BAA
2018	DID NOT PLAY - INJURED																		
2019	Cedar Rapids	2-1	3.05	8	8	0	0	0	41.1	41	14	14	0	4	11	49	5	10.7	.258
	Ft. Myers	5-2	2.25	9	9	0	0	0	52.0	36	16	13	4	2	7	53	1	9.2	.199
	Pensacola	0-0	4.50	1	1	0	0	0	4.0	4	2	2	0	0	1	6	0	13.5	.267
Minor League Totals		7-3	2.68	18	18	0	0	0	97.1	81	32	29	4	6	19	108	6	10.0	.228

SANTANA, RUBEN FERNANDO

INFIELDER

HEIGHT: 5-9 BATS: S BORN: 11/30/1997 in Monte Plata, DR
 WEIGHT: 160 THROWS: R RESIDES: Monte Plata, DR
 SIGNED BY: Fred Guerrero SCHOOL: --
 HOW OBTAINED: Signed as an undrafted free agent, September 15, 2015.

YEAR	TEAM	AVG	G	AB	R	H	2B	3B	HR	RBI	SH	SF	HB	BB	SO	SB	CS	OBP	OPS
2016	DSL Twins	.248	44	145	16	36	3	2	0	13	2	3	1	11	26	5	6	.300	.597
2017	DSL Twins	.340	46	159	36	54	10	4	0	18	1	2	5	18	18	6	5	.418	.871
2018	DSL Twins	.324	51	173	44	56	15	6	0	30	1	2	3	23	19	15	6	.408	.888
2019	Elizabethton	.276	40	145	25	40	7	2	1	12	1	0	4	18	31	2	1	.371	.744
Minor League Totals		.299	181	622	121	186	35	14	1	73	5	7	13	70	94	28	18	.378	.783

SCHMIDT, KYLE ALEXANDER

CATCHER

HEIGHT: 6-0 BATS: R BORN: 7/13/1997 in Austin, TX
 WEIGHT: 205 THROWS: R RESIDES: Smithville, TX
 SIGNED BY: John Wilson SCHOOL: University of Richmond (VA)
 HOW OBTAINED: Selected by Twins in 33rd round of 2019 First-Year Player Draft.

YEAR	TEAM	AVG	G	AB	R	H	2B	3B	HR	RBI	SH	SF	HB	BB	SO	SB	CS	OBP	OPS
2019	GCL Twins	.167	9	30	4	5	1	0	0	5	1	0	1	2	7	1	0	.235	.435
	Elizabethton	.333	5	18	1	6	1	0	0	4	0	0	0	1	4	0	0	.368	.757
	Cedar Rapids	.053	11	38	0	2	1	0	0	1	0	1	0	3	13	0	1	.119	.198
Minor League Totals		.151	25	86	5	13	3	0	0	10	1	1	1	6	24	1	1	.211	.387

SCHICK, ALEXANDER EMMERSON (ALEX)

PITCHER

HEIGHT: 6-7 BATS: R BORN: 12/1/1994 in San Diego, CA
 WEIGHT: 210 THROWS: R RESIDES: San Diego, CA
 SIGNED BY: Elliott Strankman SCHOOL: University of California, Berkeley
 HOW OBTAINED: Selected by Twins in 6th round of 2016 First-Year Player Draft.

2019: Appeared in 22 games out of the bullpen for Single-A Cedar Rapids (21 games) and Triple-A Rochester (1 game)...went 5-2 with a 6.08 ERA (37.0 IP, 25 ER), 44 strikeouts and 26 walks...2018: Missed entire season recovering from surgery on his right elbow...2017: Pitched in just two games due to injury...2016: Appeared in 11 games (8 starts) in his first professional season.

YEAR	TEAM	W-L	ERA	G	GS	CG	SH	SV	IP	H	R	ER	HR	HB	BB	SO	WP	K/9	BAA
2016	Elizabethton	5-2	5.25	11	8	1	1	0	48.0	45	29	28	3	9	15	49	5	9.2	.247
2017	Cedar Rapids	1-1	6.10	2	2	0	0	0	10.1	14	7	7	1	0	2	10	3	8.7	.326
2018	DID NOT PLAY - INJURED (right elbow surgery)																		
2019	Cedar Rapids	5-2	6.35	21	0	0	0	0	34.0	28	26	24	4	5	26	44	5	11.6	.226
	Rochester	0-0	3.00	1	0	0	0	0	3.0	2	1	1	1	0	0	0	0	0.0	.182
Minor League Totals		11-5	5.66	35	10	1	1	0	95.1	89	63	60	9	14	43	103	13	9.7	.247

MINOR LEAGUES

SCHULFER, AUSTIN**PITCHER****HEIGHT:** 6-2
WEIGHT: 175**BATS:** R
THROWS: R
SCHOOL: University of Wisconsin-Milwaukee**BORN:** 12/22/1995 in Plover, WI
RESIDES: --**SIGNED BY:** Joe Bisenius**HOW OBTAINED:** Selected by Twins in 19th round of 2018 First-Year Player Draft.

YEAR	TEAM	W-L	ERA	G	GS	CG	SH	SV	IP	H	R	ER	HR	HB	BB	SO	WP	K/9	BAA
2018	Elizabethhton	3-0	1.58	11	7	0	0	0	40.0	33	13	7	1	5	15	34	3	7.7	.231
2019	Cedar Rapids	7-6	3.96	30	13	0	0	1	97.2	73	48	43	9	9	47	124	11	11.4	.208
Minor League Totals		10-6	3.27	41	20	0	0	1	137.2	106	61	50	10	14	62	158	14	10.3	.215

SEVERINO, YUNIOR**INFIELDER****HEIGHT:** 6-1
WEIGHT: 189**BATS:** S
THROWS: R
SCHOOL: --**BORN:** 10/3/1999 in Santo Domingo Este, DR
RESIDES: Santo Domingo Este, DR
SCHOOL: --**ORIGINALLY SIGNED BY:** Braves as an undrafted free agent, July 2, 2016.**HOW OBTAINED:** Signed as a minor league free agent, December 8, 2017.**2019:** Entered the season ranked the 10th-best prospect in the Twins system by *Baseball America*...split the season between GCL Twins and Single-A Cedar Rapids, hitting .240 (24-for-11) with nine runs scored, nine doubles, one triple, one home run, 10 RBI, seven walks and a .657 OPS in 28 games...**2018:** Spent the season with Rockies-Elizabethhton...in 49 games hit .263 (113-for-424) with 32 runs scored, eight doubles, eight home runs, 28 RBI and 17 walks.

YEAR	TEAM	AVG	G	AB	R	H	2B	3B	HR	RBI	SH	SF	HB	BB	SO	SB	CS	OBP	OPS
2017	DSL Braves	.189	10	37	6	7	2	1	0	2	0	0	1	8	6	0	0	.348	.645
	GCL Braves	.286	48	189	27	54	17	2	3	27	0	0	1	16	61	0	1	.345	.789
2018	Elizabethhton	.263	49	198	32	52	8	0	8	28	0	2	1	17	52	0	1	.321	.745
2019	GCL Twins	.227	6	22	2	5	1	1	1	2	0	0	0	0	6	0	0	.227	.727
	Cedar Rapids	.244	22	78	7	19	7	0	0	8	0	1	0	7	27	0	0	.302	.636
Minor League Totals		.261	135	524	74	137	35	4	12	67	0	3	3	48	152	0	2	.325	.727

SHREVE, RYAN ALEXANDER**PITCHER****HEIGHT:** 6-6
WEIGHT: 215**BATS:** R
THROWS: R
SCHOOL: University of the Pacific (CA)**BORN:** 6/23/1998 in Santa Monica, CA
RESIDES: Sherman Oaks, CA**SIGNED BY:** Michael Quesada**HOW OBTAINED:** Selected by Twins in 16th round of 2019 First-Year Player Draft.

YEAR	TEAM	W-L	ERA	G	GS	CG	SH	SV	IP	H	R	ER	HR	HB	BB	SO	WP	K/9	BAA
2019	Elizabethhton	2-2	3.40	14	2	0	0	3	45.0	55	21	17	3	2	7	58	5	11.6	.301
Minor League Totals		2-2	3.40	14	2	0	0	3	45.0	55	21	17	3	2	7	58	5	11.6	.301

SMITH, MAX COLLIN**OUTFIELDER****HEIGHT:** 6-1
WEIGHT: 200**BATS:** L
THROWS: R
SCHOOL: University of Nevada, Las Vegas**BORN:** 3/10/1997 in Tucson, AZ
RESIDES: Tucson, AZ**SIGNED BY:** Andrew Ayers**HOW OBTAINED:** Selected by Twins in 31st Round of 2019 First-Year Player Draft.

YEAR	TEAM	AVG	G	AB	R	H	2B	3B	HR	RBI	SH	SF	HB	BB	SO	SB	CS	OBP	OPS
2019	Elizabethhton	.286	55	213	37	61	12	1	7	28	0	4	2	22	58	4	3	.353	.803
Minor League Totals		.286	55	213	37	61	12	1	7	28	0	4	2	22	58	4	3	.353	.803

SMITH, LARON**INFIELDER****HEIGHT:** 6-2
WEIGHT: 200**BATS:** R
THROWS: R
SCHOOL: Foothills Composite High School (Alberta, CAN)**BORN:** 9/16/2000 in Spruce Grove, Alberta, CAN
RESIDES: --**SIGNED BY:** Walt Burrows**HOW OBTAINED:** Selected by Twins in 25th round of 2018 First-Year Player Draft.

YEAR	TEAM	AVG	G	AB	R	H	2B	3B	HR	RBI	SH	SF	HB	BB	SO	SB	CS	OBP	OPS
2018	GCL Twins	.205	13	39	3	8	2	0	0	2	0	0	0	7	9	1	0	.326	.582
2019	GCL Twins	.281	9	32	1	9	5	0	0	1	0	0	1	2	11	0	0	.343	.780
Minor League Totals		.239	22	71	4	17	7	0	0	3	0	0	1	9	20	1	0	.333	.671

SNYDER, GABRIEL (GABE)**INFIELDER****HEIGHT:** 6-5
WEIGHT: 235**BATS:** L
THROWS: L
SCHOOL: Wright State University (OH)**BORN:** 3/4/1995 in Millersburg, OH
RESIDES: --**SIGNED BY:** Nick Venuto**HOW OBTAINED:** Selected by Twins in 21st round of 2018 First-Year Player Draft.

YEAR	TEAM	AVG	G	AB	R	H	2B	3B	HR	RBI	SH	SF	HB	BB	SO	SB	CS	OBP	OPS
2018	GCL Twins	.265	48	147	17	39	7	0	3	25	0	5	4	20	36	3	3	.358	.732
2019	Cedar Rapids	.259	114	424	63	110	21	4	19	58	0	4	8	44	109	4	2	.338	.800
Minor League Totals		.261	162	571	80	149	28	4	22	83	0	9	12	64	145	7	5	.343	.783

SOSA, MALFRIN JUNIOR

OUTFIELDER

HEIGHT: 6-1 BATS: R BORN: 9/13/2002 in Dominican Republic
 WEIGHT: 198 THROWS: R RESIDES: Dominican Republic
 SIGNED BY: -- SCHOOL: --
 HOW OBTAINED: Signed as an undrafted free agent, July 2, 2019.

YEAR	TEAM	AVG	G	AB	R	H	2B	3B	HR	RBI	SH	SF	HB	BB	SO	SB	CS	OBP	OPS	
2020	DSL Twins																			Will be his first professional season

SOTO, YONARDY

OUTFIELDER

HEIGHT: 5-11 BATS: R BORN: 1/31/2003 in Dominican Republic
 WEIGHT: 180 THROWS: L RESIDES: Dominican Republic
 SIGNED BY: -- SCHOOL: --
 HOW OBTAINED: Signed as an undrafted free agent, July 2, 2019.

YEAR	TEAM	AVG	G	AB	R	H	2B	3B	HR	RBI	SH	SF	HB	BB	SO	SB	CS	OBP	OPS	
2020	DSL Twins																			Will be his first professional season

STEER, SPENCER GORDON

INFIELDER

HEIGHT: 5-11 BATS: R BORN: 12/7/1997 in Long Beach, CA
 WEIGHT: 185 THROWS: R RESIDES: Long Beach, CA
 SIGNED BY: Kyle Blackwell SCHOOL: University of Oregon
 HOW OBTAINED: Selected by Twins in 3rd Round of 2019 First-Year Player Draft.
 2019: Began professional career at the Rookie level where he played 20 games with Elizabethton between June 22 and July 13 before being transferred to Single-A Cedar Rapids...played in 44 games for the Kernels between July 14 and September 2.

YEAR	TEAM	AVG	G	AB	R	H	2B	3B	HR	RBI	SH	SF	HB	BB	SO	SB	CS	OBP	OPS
2019	Elizabethton	.325	20	77	14	25	6	1	2	13	0	1	2	15	5	0	1	.442	.949
	Cedar Rapids	.260	44	173	26	45	12	2	2	20	0	1	8	19	28	5	1	.358	.745
	Minor League Totals	.280	64	250	40	70	18	3	4	33	0	2	10	34	33	5	2	.385	.809

SUNIAGA, CARLOS ALEJANDRO

PITCHER

HEIGHT: 6-2 BATS: R BORN: 5/26/1997 in Margarita, VZ
 WEIGHT: 187 THROWS: R RESIDES: La Asuncion, VZ
 SIGNED BY: Jose Leon SCHOOL: --
 HOW OBTAINED: Signed as an undrafted free agent, September 19, 2014.

YEAR	TEAM	W-L	ERA	G	GS	CG	SH	SV	IP	H	R	ER	HR	HB	BB	SO	WP	K/9	BAA
2015	DSL Twins	2-1	6.48	23	0	0	0	2	50.0	71	37	36	6	0	6	35	9	6.3	.329
2016	DSL Twins	7-3	2.03	16	6	0	0	1	57.2	45	18	13	0	1	13	58	4	9.1	.209
2017	Elizabethton	0-0	0.00	1	0	0	0	0	3.1	1	0	0	0	0	4	0	10.8	.083	
	GCL Twins	4-0	1.69	11	6	0	0	1	48.0	36	11	9	2	6	12	38	4	7.1	.208
2018	Elizabethton	2-1	3.82	9	5	0	0	0	33.0	38	19	14	1	0	9	28	0	7.6	.277
	Cedar Rapids	4-4	3.50	19	2	0	0	2	46.1	38	22	18	5	2	16	40	2	7.8	.229
	Ft. Myers	0-0	3.00	2	0	0	0	1	3.0	1	1	1	0	0	1	2	0	6.0	.111
2019	Cedar Rapids	3-2	5.18	28	0	0	0	2	41.2	46	28	24	8	1	12	51	5	11.0	.269
	Minor League Totals	22-11	3.66	109	19	0	0	9	283.0	276	136	115	22	10	69	256	24	8.1	.251

SWAIN, MATTHEW BERNARD

PITCHER

HEIGHT: 6-7 BATS: R BORN: 8/20/1997 in Atlanta, GA
 WEIGHT: 225 THROWS: R RESIDES: Stone Mountain, GA
 SIGNED BY: Jack Powell SCHOOL: Georgia Gwinnett College
 HOW OBTAINED: Selected by Twins in 23rd round of 2019 First-Year Player Draft.

YEAR	TEAM	W-L	ERA	G	GS	CG	SH	SV	IP	H	R	ER	HR	HB	BB	SO	WP	K/9	BAA
2019	GCL Twins	1-0	4.66	11	2	0	0	3	19.1	22	13	10	1	1	10	21	2	9.8	.289
	Minor League Totals	1-0	4.66	11	2	0	0	3	19.1	22	13	10	1	1	10	21	2	9.8	.289

TELIS, TOMÁS

CATCHER

SEE PAGES 161-162

THEETGE, STEVEN MICHAEL (STEVE)

PITCHER

HEIGHT: 6-3 BATS: R BORN: 2/8/1997 in Syracuse, NY
 WEIGHT: 210 THROWS: L RESIDES: Syracuse, NY
 SIGNED BY: -- SCHOOL: Bryant University (RI)
 HOW OBTAINED: Signed as an undrafted free agent, July 8, 2019.

YEAR	TEAM	W-L	ERA	G	GS	CG	SH	SV	IP	H	R	ER	HR	HB	BB	SO	WP	K/9	BAA
2019	Elizabethton	3-0	3.09	8	1	0	0	1	11.2	12	5	4	0	0	2	9	0	6.9	.273
	Minor League Totals	3-0	3.09	8	1	0	0	1	11.2	12	5	4	0	0	2	9	0	6.9	.273

THIELBAR, CALEB JOHN

PITCHER

SEE PAGES 163-164

MINOR LEAGUES

THOMAS, DYLAN CRAIG **PITCHER**

HEIGHT: 6-4	BATS: L	BORN: 4/14/1997 in Valencia, CA																
WEIGHT: 205	THROWS: R	RESIDES: Castaic, CA																
SIGNED BY: John Leavitt	SCHOOL: University of Hawaii																	
HOW OBTAINED: Selected by Twins in 13th round of 2019 First-Year Player Draft.																		
YEAR TEAM	W-L	ERA	G	GS	CG	SH	SV	IP	H	R	ER	HR	HB	BB	SO	WP	K/9	BAA
2019 Elizabethton	1-1	1.69	11	0	0	0	4	16.0	19	7	3	0	0	4	21	2	11.8	.284
Cedar Rapids	2-1	2.00	11	0	0	0	0	18.0	18	6	4	1	0	7	12	2	6.0	.277
Minor League Totals	3-2	1.85	22	0	0	0	4	34.0	37	13	7	1	0	11	33	4	8.7	.280

TOLEDO, JESUS ALEJANDRO **PITCHER**

HEIGHT: 5-11	BATS: L	BORN: 8/25/1999 in San Juan de los Morros, VZ																
WEIGHT: 180	THROWS: L	RESIDES: San Juan de los Morros, VZ																
SIGNED BY: Marlon Nava	SCHOOL: - -																	
HOW OBTAINED: Signed as an undrafted free agent, July 8, 2016.																		
YEAR TEAM	W-L	ERA	G	GS	CG	SH	SV	IP	H	R	ER	HR	HB	BB	SO	WP	K/9	BAA
2017 DSL Twins	4-1	2.38	14	9	0	0	0	45.1	40	14	12	1	8	17	30	5	6.0	.248
2018 DSL Twins	2-2	3.21	14	12	0	0	0	53.1	44	25	19	1	8	21	67	16	11.3	.217
2019 GCL Twins	2-1	4.18	10	2	0	0	0	23.2	22	14	11	1	3	12	27	1	10.3	.253
Minor League Totals	8-4	3.09	38	23	0	0	0	122.1	106	53	42	3	19	50	124	22	9.1	.235

TORIBIO, SERGIO ANTONIO **CATCHER**

HEIGHT: 5-11	BATS: S	BORN: 8/16/1998 in Moca, DR																
WEIGHT: 170	THROWS: R	RESIDES: Moca, DR																
SIGNED BY: Manuel Luciano	SCHOOL: - -																	
HOW OBTAINED: Signed as an undrafted free agent, June 1, 2018.																		
YEAR TEAM	AVG	G	AB	R	H	2B	3B	HR	RBI	SH	SF	HB	BB	SO	SB	CS	OBP	OPS
2018 DSL Twins	.203	23	69	8	14	2	2	0	11	1	1	0	7	19	1	0	.273	.563
2019 GCL Twins	.250	23	56	6	9	2	1	0	7	1	1	0	7	24	0	1	.250	.482
Minor League Totals	.184	46	125	14	23	4	3	0	18	2	2	0	14	43	1	1	.262	.526

TORRES, FRANDY JAVIER **PITCHER**

HEIGHT: 5-10	BATS: R	BORN: 8/4/1995 in Mao, DR																
WEIGHT: 160	THROWS: R	RESIDES: Mao, DR																
SIGNED BY: Eduardo Soriano	SCHOOL: - -																	
HOW OBTAINED: Signed as an undrafted free agent, May 30, 2016.																		
2019: Split the season between Rookie-Elizabethton and Single-A Cedar Rapids, going 1-2 with a 4.68 ERA (42.1 IP, 22 ER), 12 walks, 57 strikeouts and two saves in 20 games as a reliever... 2018: Spent the season with GCL Twins, going 2-1 with a 3.38 ERA (18.2 IP, 7 ER), 11 walks and 24 strikeouts in 15 games as a reliever... 2017: Spent second professional season with the DSL Twins...led the team in wins and ranked second in ERA.																		
YEAR TEAM	W-L	ERA	G	GS	CG	SH	SV	IP	H	R	ER	HR	HB	BB	SO	WP	K/9	BAA
2016 DSL Twins	1-0	1.80	17	0	0	0	5	30.0	21	6	6	0	1	12	29	3	8.7	.198
2017 DSL Twins	6-0	0.72	23	0	0	0	10	37.2	25	9	3	0	6	13	34	2	8.1	.194
2018 GCL Twins	2-1	3.38	15	0	0	0	0	18.2	16	7	7	1	2	11	24	2	11.6	.229
2019 Elizabethton	1-1	4.57	19	0	0	0	2	41.1	42	26	21	7	1	10	56	8	12.2	.251
Cedar Rapids	0-1	9.00	1	0	0	0	0	1.0	1	1	1	0	0	2	1	0	9.0	.250
Minor League Totals	10-3	2.66	75	0	0	0	17	128.2	105	49	38	8	10	48	144	15	10.1	.221

TOVAR, WILFREDO JOSÉ **INFIELDER**

SEE PAGES 167-168

URBINA, MISAEI **OUTFIELDER**

HEIGHT: 6-0	BATS: R	BORN: 4/26/2002 in Valencia, VZ																
WEIGHT: 175	THROWS: R	RESIDES: - -																
SIGNED BY: Eduardo Soriano	SCHOOL: - -																	
HOW OBTAINED: Signed as an undrafted free agent, July 2, 2018.																		
2019: Made his professional debut with DSL Twins...ranked 10th-best prospect in the Twins farm system by <i>Baseball America</i> entering 2020.																		
YEAR TEAM	AVG	G	AB	R	H	2B	3B	HR	RBI	SH	SF	HB	BB	SO	SB	CS	OBP	OPS
2019 DSL Twins	.279	50	183	34	51	14	5	2	26	0	2	9	23	14	19	8	.382	.825
Minor League Totals	.279	50	183	34	51	14	5	2	26	0	2	9	23	14	19	8	.382	.825

VALDEZ, WANDER **INFIELDER**

HEIGHT: 6-2	BATS: R	BORN: 11/22/1999 in Peravia, DR
WEIGHT: 200	THROWS: R	RESIDES: Peravia, DR
SIGNED BY: Luis Lajara	SCHOOL: - -	
HOW OBTAINED: Signed as an undrafted free agent, July 2, 2016.		

VALDEZ, continued...

YEAR	TEAM	AVG	G	AB	R	H	2B	3B	HR	RBI	SH	SF	HB	BB	SO	SB	CS	OBP	OPS
2017	DSL Twins	.263	49	167	32	44	12	4	1	22	0	3	2	21	37	4	2	.347	.748
2018	DSL Twins	.260	51	177	32	46	7	5	3	34	0	4	2	26	42	5	3	.354	.761
2019	GCL Twins	.323	29	93	15	30	6	0	4	13	0	0	0	9	29	1	1	.382	.898
Minor League Totals		.275	129	437	79	120	25	9	8	69	0	7	4	56	108	10	6	.357	.785

VALLEJO, MIGUEL ANGEL YSRAEL

OUTFIELDER

HEIGHT: 6-1 BATS: R BORN: 8/21/2001 in Cotui, DR
 WEIGHT: 190 THROWS: R RESIDES: Cotui, DR
 SIGNED BY: Luis Lajara SCHOOL: --
 HOW OBTAINED: Signed as an undrafted free agent, October 5, 2018.

2020: Earned his high school equivalency diploma on January 29 after a two-year course of study to become part of the second graduating class of the Twins' baseball academy in the Dominican Republic.

YEAR	TEAM	AVG	G	AB	R	H	2B	3B	HR	RBI	SH	SF	HB	BB	SO	SB	CS	OBP	OPS
2019	GCL Twins	.209	32	110	12	23	8	0	1	15	0	3	6	13	40	3	2	.318	.627
Minor League Totals		.209	32	110	12	23	8	0	1	15	0	3	6	13	40	3	2	.318	.627

VALLMONT, CHRIS RYAN

PITCHER

HEIGHT: 6-5 BATS: R BORN: 3/18/1997 in Erie, PA
 WEIGHT: 220 THROWS: R RESIDES: --
 SIGNED BY: Alex Smith (Miami) SCHOOL: Mercyhurst College (PA)
 ORIGINALLY DRAFTED BY: Marlins in 5th round of 2018 First-Year Player Draft.
 HOW OBTAINED: Trade with Miami in exchange for 1B Lewin Diaz, RHP Sergio Romo and a player to be named later, July 27, 2019.

2019: Pitched for three different teams across two levels, posting a combined 8-9 record, 3.24 ERA (127.2, 46 ER) and 150 strikeouts in 23 starts for Single-A Clinton, Single-A Jupiter and Single-A Ft. Myers...began the year with Single-A Clinton in the Miami organization, where he held opponents to a .198 batting average in 13 starts...notched his first career win and struck out a career-high 12 batters on May 4...transferred to Single-A Jupiter June 22...struck out 10 batters in a win over Palm Beach July 13...traded to Minnesota July 27 in exchange for 1B Lewin Diaz, RHP Sergio Romo and a player to be named later...made his final four starts of the season for Single-A Ft. Myers, striking out 28 batters in 22.1 innings for the Miracle while holding the opposition to a .198 batting average...2018: Made his professional debut for Short-A Batavia after being selected by the Marlins in the 5th round of the First-Year Player Draft...worked 3.0 scoreless innings (2 H) and struck out one batter in his first career appearance, a start...recorded multiple strikeouts in seen of his 12 appearances, and eight of 12 outings lasted more than 2.0 innings...AMATEUR: Pitched three seasons at Mercyhurst College (PA), going 21-8 with a 2.54 ERA (166.2 IP, 47 ER), 268 strikeouts and 75 walks in 36 games (25 starts).

YEAR	TEAM	W-L	ERA	G	GS	CG	SH	SV	IP	H	R	ER	HR	HB	BB	SO	WP	K/9	BAA
2018	Batavia	0-2	2.21	12	11	0	0	0	29.0	23	20	20	3	0	23	20	0	6.2	.215
2019	Clinton	4-4	2.99	13	13	0	0	0	69.1	48	27	23	4	0	26	80	5	10.4	.198
	Jupiter	2-3	3.50	6	6	0	0	0	36.0	31	15	14	3	0	11	42	5	10.5	.228
	Ft. Myers	2-2	3.63	4	4	0	0	0	22.1	15	9	9	0	0	4	28	0	11.3	.185
Minor League Totals		8-11	3.79	35	34	0	0	0	156.2	117	71	66	10	0	64	170	10	9.8	.204

VARLAND, LOUIE DENNIS

PITCHER

HEIGHT: 6-1 BATS: L BORN: 12/9/1997 in St. Paul, MN
 WEIGHT: 205 THROWS: R RESIDES: Maplewood, MN
 SIGNED BY: Joe Bisenius SCHOOL: Concordia University (MN)
 HOW OBTAINED: Selected by Twins in 15th round of 2019 First-Year Player Draft.

2019: Made his professional debut with Rookie-Elizabethton...two of his three outings were scoreless, striking out 10 batters in 8.2 innings...PERSONAL: Brother of Gus Varland, a pitcher in the Oakland Athletics organization.

YEAR	TEAM	W-L	ERA	G	GS	CG	SH	SV	IP	H	R	ER	HR	HB	BB	SO	WP	K/9	BAA
2019	Elizabethton	0-1	2.08	3	1	0	0	0	8.2	9	2	2	1	0	4	10	1	10.4	.257
Minor League Totals		0-1	2.08	3	1	0	0	0	8.2	9	2	2	1	0	4	10	1	10.4	.257

VASQUEZ, AMILCAR EDUARDO

CATCHER

HEIGHT: 5-8 BATS: S BORN: 12/26/2001 in Venezuela
 WEIGHT: 170 THROWS: R RESIDES: Venezuela
 SIGNED BY: -- SCHOOL: --
 HOW OBTAINED: Signed as an undrafted free agent, July 2, 2019.

YEAR	TEAM	AVG	G	AB	R	H	2B	3B	HR	RBI	SH	SF	HB	BB	SO	SB	CS	OBP	OPS
2020	DSL Twins	Will be his first professional season																	

VASQUEZ, ANDREW JUDE

PITCHER

HEIGHT: 6-6 BATS: L BORN: 9/14/1993 in Riverside, CA
 WEIGHT: 228 THROWS: L RESIDES: Alta Loma, CA
 SIGNED BY: Taylor Cameron SCHOOL: Westmont College (CA)
 HOW OBTAINED: Selected by Twins in 32nd round of 2015 First-Year Player Draft.

2019: Split the season between GCL Twins, Double-A Pensacola and Triple-A Rochester, going 2-3 with a 5.40 ERA (36.2 IP, 22 ER), 35 walks and 51 strikeouts in 30 games (1 start)...2018: Split the season between Single-A Ft. Myers, Double-A Chattanooga and Triple-A Rochester, going 1-2 with a 1.30 ERA (69.1 IP, 10 ER), 21 walks and 108 strikeouts in 40 games (1 start)...2017: Split time between Single-A Cedar Rapids and Single-A Ft. Myers...began season with Cedar Rapids...transferred to Ft. Myers June 1...2016: Split time between Rookie-Elizabethton and Single-A Cedar Rapids...combined to go 3-0 with a 1.41 ERA (38.1 IP, 6 ER) in 17 appearances between levels...began season at Elizabethton, throwing 9.0 scoreless innings across his first four appearances before giving up a run in the second inning of his final outing...assigned to Cedar Rapids on July 7...did not allow an earned run in his final six regular season outings, spanning 12.2 innings...earned a win in his only Postseason appearance, tossing 4.0 one-hit shutout innings September 10 vs. Clinton...2015: Began professional career with the GCL Twins, making 12 relief appearances...PERSONAL: Attended Westmont College (CA) where he went 7-1, 3.06 ERA in his senior season for the Warriors...led the Warriors in strikeouts with 124 and held opponents to a .152 batting average.

MINOR LEAGUES

VASQUEZ, continued...

YEAR	TEAM	W-L	ERA	G	GS	CG	SH	SV	IP	H	R	ER	HR	HB	BB	SO	WP	K/9	BAA
2015	GCL Twins	0-0	2.92	12	0	0	0	0	12.1	10	10	4	0	4	15	22	7	16.1	.222
2016	Elizabethton	2-0	0.90	4	0	0	0	0	10.0	6	2	1	0	2	4	15	1	13.5	.182
	Cedar Rapids	1-0	1.59	13	0	0	0	1	28.1	13	7	5	0	4	12	36	2	11.4	.134
2017	Cedar Rapids	1-0	1.61	14	0	0	0	0	22.1	15	4	4	0	1	10	33	1	13.3	.190
	Ft. Myers	3-1	1.51	23	0	0	0	2	35.2	32	9	6	0	6	11	52	0	13.1	.241
2018	Ft. Myers	0-2	1.38	19	0	0	0	5	32.2	24	8	5	1	1	13	37	0	10.2	.202
	Chattanooga	1-0	1.16	17	1	0	0	0	31.0	21	9	4	1	3	4	59	1	17.1	.196
	Rochester	0-0	1.59	4	0	0	0	1	5.2	5	1	1	0	1	4	12	1	19.1	.217
2019	GCL Twins	0-0	0.00	1	0	0	0	0	2.0	0	0	0	0	0	1	6	1	27.0	.000
	Pensacola	1-1	5.40	14	0	0	0	2	16.2	14	11	10	0	3	16	18	1	9.7	.222
	Rochester	1-2	6.00	15	1	0	0	0	18.0	17	13	12	1	1	18	27	3	13.5	.250
	MINNESOTA	0-0	0.00	1	0	0	0	0	0.0	0	3	3	0	1	2	0	0	0.0	.000
	Minor League Totals	10-6	2.18	136	2	0	0	11	214.2	157	74	52	3	26	108	317	20	13.3	.203
	Major League Totals	1-0	10.80	10	0	0	0	0	5.0	5	7	6	0	4	4	7	0	12.6	.238

VELASQUEZ, CARLOS GABRIEL

PITCHER

HEIGHT: 5-11
 WEIGHT: 160
 SIGNED BY: Marlon Nava
 HOW OBTAINED: Signed as an undrafted free agent, November 27, 2019.
 BATS: R
 THROWS: R
 SCHOOL: --
 BORN: 9/13/2001 in Guiria, VZ
 RESIDES: Guiria, VZ

YEAR	TEAM	W-L	ERA	G	GS	CG	SH	SV	IP	H	R	ER	HR	HB	BB	SO	WP	K/9	BAA
2020	DSL Twins	Will be his first professional season																	

VILLALOBOS, JANIGSON JOSE

CATCHER

HEIGHT: 5-9
 WEIGHT: 195
 ORIGINALLY SIGNED BY: San Diego as an undrafted free agent, March 1, 2016.
 HOW OBTAINED: Trade with San Diego in exchange for RHP Phil Hughes and future cash considerations, May 27, 2018.
 BATS: R
 THROWS: R
 SCHOOL: --
 BORN: 5/10/1997 in Maracaibo, VZ
 RESIDES: Maracaibo, VZ

YEAR	TEAM	AVG	G	AB	R	H	2B	3B	HR	RBI	SH	SF	HB	BB	SO	SB	CS	OBP	OPS
2016	DSL Padres	.234	24	94	17	22	0	0	1	17	0	4	3	34	19	2	3	.437	.703
2017	AZL Padres	.275	27	80	12	22	7	1	0	18	0	4	0	14	23	1	0	.367	.755
2018	GCL Twins	.310	31	84	8	26	3	2	0	15	0	0	0	7	11	1	1	.363	.755
2019	Elizabethton	.232	28	99	14	23	6	0	3	17	0	0	1	6	24	0	0	.367	.667
	Minor League Totals	.261	120	357	51	93	16	3	4	67	0	8	4	61	77	4	4	.356	.723

WALLNER, MATTHEW JOHN (MATT)

OUTFIELDER

HEIGHT: 6-5
 WEIGHT: 220
 SIGNED BY: Derrick Dunbar
 HOW OBTAINED: Selected by Twins in 1st round (39th overall) of 2019 First-Year Player Draft.
 BATS: L
 THROWS: R
 SCHOOL: Southern Mississippi
 BORN: 12/12/1997 in Forrest Lake, MN
 RESIDES: Forrest Lake, MN

2019: Began professional career at the Rookie level where he played 53 games with Rookie-Elizabethton between June 20 and August 20 before being transferred to Single-A Cedar Rapids, where he played in 12 games between August 21 and September 2.

YEAR	TEAM	AVG	G	AB	R	H	2B	3B	HR	RBI	SH	SF	HB	BB	SO	SB	CS	OBP	OPS
2019	Elizabethton	.269	53	208	35	56	18	1	6	28	0	0	11	19	66	1	1	.361	.813
	Cedar Rapids	.205	12	44	7	9	3	1	2	6	0	0	4	5	14	0	0	.340	.794
	Minor League Totals	.258	65	252	42	65	21	2	8	34	0	0	15	24	80	1	1	.357	.810

WATSON, TYLER JAYMES

PITCHER

HEIGHT: 6-6
 WEIGHT: 240
 ORIGINALLY SIGNED BY: Washington in 34th round of 2015 First-Year Player Draft.
 HOW OBTAINED: Trade with Washington in exchange for RHP Brandon Kintzler, July 31, 2017.
 BATS: R
 THROWS: L
 SCHOOL: Perry High School (AZ)
 BORN: 5/22/1997 in Gilbert, AZ
 RESIDES: Gilbert, AZ

2019: Spent second full season in the Twins system with Single-A Cedar Rapids...went 1-5 with a 3.62 ERA (112.0 IP, 45 ER) and 88 strikeouts in 23 games (18 starts)...made 14 consecutive starts to begin the season...five of his final nine outings of the year came in relief...earned first career save August 8, pitching 4.0 scoreless innings (3 H, 6 K)...2018: Split 2018 between Single-A Cedar Rapids and Single-A Ft. Myers, going 5-8 with an 4.88 ERA (107.0 IP, 58 ER), 48 walks and 99 strikeouts...2017: Split 2017 between Single-A Hagerstown and Cedar Rapids after being traded from the Nationals to the Twins halfway through the season...named a South Atlantic League All-Star in 2017...2016: Split the season between Hagerstown and Single-A Auburn...named a New York-Penn League All-Star...2016: Spent entire season with GCL Nationals.

WATSON, continued...

YEAR	TEAM	W-L	ERA	G	GS	CG	SH	SV	IP	H	R	ER	HR	HB	BB	SO	WP	K/9	BAA
2015	GCL Nationals	1-1	0.00	5	4	0	0	0	13.1	7	1	0	0	0	4	16	1	10.8	.149
2016	Auburn	1-2	1.88	9	9	0	0	0	43.0	30	10	9	1	1	9	48	0	10.0	.189
	Hagerstown	1-1	4.80	3	3	0	0	0	15.0	16	8	8	0	2	6	16	2	9.6	.296
2017	Hagerstown	6-4	4.35	18	17	0	0	0	93.0	92	50	45	7	6	24	98	8	9.5	.258
	Cedar Rapids	1-3	4.28	5	5	0	0	0	27.1	28	15	13	4	1	8	18	2	5.9	.264
2018	Cedar Rapids	5-7	4.76	18	17	1	1	0	87.0	91	55	46	7	2	44	85	15	8.8	.275
	Ft. Myers	0-1	5.40	4	4	0	0	0	20.0	23	15	12	1	1	4	14	3	6.3	.280
2019	Ft. Myers	1-5	3.62	23	18	0	0	1	112.0	105	50	45	6	5	31	88	12	7.1	.250
Minor League Totals		16-24	3.90	85	77	1	1	1	410.2	392	204	178	26	18	130	383	43	8.4	.252

WEBB, TYLER

OUTFIELDER

HEIGHT: 6-0 BATS: R BORN: 4/15/1996 in Prosper, TX
 WEIGHT: 175 THROWS: R RESIDES: Prosper, TX
 SIGNED BY: Derrick Dunbar SCHOOL: Prosper High School (TX)
 HOW OBTAINED: Selected by Twins in 40th round of 2018 First-Year Player Draft.

YEAR	TEAM	AVG	G	AB	R	H	2B	3B	HR	RBI	SH	SF	HB	BB	SO	SB	CS	OBP	OPS
2018	GCL Twins	.294	31	102	22	30	4	0	1	11	0	2	7	12	15	8	2	.398	.761
	Elizabethhton	.268	10	41	8	11	0	0	0	5	0	0	0	2	12	3	0	.302	.571
2019	Elizabethhton	.304	12	46	7	14	5	0	0	7	0	2	2	4	8	1	1	.370	.783
	Cedar Rapids	.235	39	136	15	32	2	1	2	15	0	0	1	19	34	3	1	.333	.642
Minor League Totals		.268	92	325	52	87	11	1	3	38	0	4	10	37	69	15	4	.356	.692

WEISS, ALEXANDER (ALBEE)

OUTFIELDER

HEIGHT: 6-1 BATS: R BORN: 9/20/1995 in Oak Park, CA
 WEIGHT: 225 THROWS: R RESIDES: --
 SIGNED BY: Seth Moir SCHOOL: California State University, Northridge
 HOW OBTAINED: Selected by Twins in 23rd round of 2018 First-Year Player Draft.

YEAR	TEAM	AVG	G	AB	R	H	2B	3B	HR	RBI	SH	SF	HB	BB	SO	SB	CS	OBP	OPS
2018	Elizabethhton	.200	36	120	16	24	6	0	4	11	0	1	1	9	38	0	0	.260	.250
2019	Elizabethhton	.260	23	96	17	25	4	1	9	25	0	2	2	4	37	0	0	.295	.899
	Cedar Rapids	.180	28	100	9	18	7	0	3	10	0	0	1	6	55	0	0	.248	.588
	Ft. Myers	.000	2	6	0	0	0	0	0	0	0	0	0	0	4	0	0	.000	.000
Minor League Totals		.208	89	322	42	67	17	1	16	46	0	3	4	19	134	0	0	.262	.678

WELLS, LACHLAN ROBERT

PITCHER

HEIGHT: 6-1 BATS: L BORN: 2/27/1997 in Newcastle, AUS
 WEIGHT: 185 THROWS: L RESIDES: Belmont South, AUS
 SIGNED BY: Howard Norsetter SCHOOL: --
 HOW OBTAINED: Signed as an undrafted free agent, August 11, 2014.

2019: Split the season between GCL Twins and Single-A Ft. Myers, going 2-6 with a 4.22 ERA (49.0 IP, 23 ER), 12 walks and 39 strikeouts in 10 games (9 starts)...2018: Did not play due to UCL injury in left elbow...2017: Spent entire season with Single-A Ft. Myers...placed on Injured List July 1 with a left elbow strain...rehab assignment with GCL Twins and reinstated August 27...2016: Assigned to Rookie-Elizabethhton on June 23 but did not make an appearance before being transferred to Single-A Cedar Rapids June 24...named Twins Minor League Player of the Week for July 30 after pitching 8.0 innings of two-hit shutout baseball, striking out nine in a win over Dayton on July 25...did not allow an earned run in final four regular season starts August 13 to September 1 (3-1, 24.0 IP)...won only Postseason start September 7 at Wisconsin (5.0 IP, 3 ER, 9 K)...named 28th-best prospect in Twins organization after 2016 season by MLB.com...2015: Began professional career with GCL Twins...made 10 appearances (9 starts) for GCL Twins...finished third among Twins minor leaguers in ERA (2.09)...PERSONAL: Identical twin brother, Alex, is a pitcher in the Baltimore Orioles organization...grew up playing cricket before introduction to baseball at age 10...spent 2013-2015 offseasons playing for Sydney Blue Sox of Australian Baseball League.

YEAR	TEAM	W-L	ERA	G	GS	CG	SH	SV	IP	H	R	ER	HR	HB	BB	SO	WP	K/9	BAA
2015	GCL Twins	5-2	2.09	10	9	0	0	0	47.1	35	12	11	4	3	11	49	4	9.3	.207
2016	Cedar Rapids	6-4	1.77	12	12	0	0	0	71.1	57	21	14	4	4	16	63	2	7.9	.218
2017	GCL Twins	0-0	2.25	1	1	0	0	0	4.0	2	1	1	0	0	6	0	13.5	.143	
	Ft. Myers	4-10	3.98	16	14	1	0	0	81.1	76	42	36	11	2	19	68	3	7.5	.243
2018	DID NOT PLAY - INJURED (UCL injury)																		
2019	GCL Twins	0-1	5.40	1	1	0	0	0	5.0	6	3	3	0	2	0	9	0	13.5	.273
	Ft. Myers	2-5	4.09	9	8	0	0	0	44.0	48	23	20	1	2	12	30	3	7.5	.293
Minor League Totals		17-22	3.02	49	45	1	0	0	253.0	224	102	85	20	13	58	225	11	8.0	.238

WELLS, TYLER AUSTIN

PITCHER

HEIGHT: 6-8 BATS: R BORN: 8/26/1994 in Tulsa, OK
 WEIGHT: 265 THROWS: R RESIDES: Canyon Lake, TX
 SIGNED BY: John Leavitt SCHOOL: California State University, San Bernardino
 HOW OBTAINED: Selected by Twins in 15th round of 2016 First-Year Player Draft.

T. WELLS, continued...

2019: Missed the entire season with a right elbow ECL sprain grade 1...**2018:** Split the season between Single-A Ft. Myers and Double-A Chattanooga, going 10-6 with a 2.49 ERA (119.1 IP, 33 ER), 31 walks and 121 strikeouts...named the Ft. Myers recipient of the Harmon Killebrew award for minor league community service...**2017:** Spent entire season with Single-A Cedar Rapids...placed on Injured List two times, May 12-31 and June 29-August 10, both times with a right shoulder strain...rehab assignment with GCL Twins July 29-August 10...**2016:** Spent first professional season with Rookie-Elizabethton...made 10 starts, including first career complete-game shutout August 22 (7.0 IP, 1 H, 2 BB, 14 K)...**PERSONAL:** Played three seasons at Cal State San Bernardino...finished his senior season leading CCAA in strikeouts (89)...finished with a 4-6 record and 2.84 ERA in 15 games -- all starts...ranked third in the conference in innings pitched (92.0 innings) and ninth in ERA...his 89 strikeouts rank fourth in California State, Santa Barbara history and innings rank eighth in school history...totalled 191 career strikeouts, ranking third in school history...accolades include striking out a career-high 12 in the season opener at Sonoma State, a one-hit shutout in a 4-0 win over Stanislaus State and two CCAA Pitcher of the Week honors...became Coyotes' first All-CCAA first-team starting pitcher honoree in 10 seasons.

YEAR	TEAM	W-L	ERA	G	GS	CG	SH	SV	IP	H	R	ER	HR	HB	BB	SO	WP	K/9	BAA
2016	Elizabethton	5-2	3.23	10	10	1	1	0	47.1	40	22	17	0	4	17	59	9	11.2	.223
2017	GCL Twins	0-2	2.63	4	1	0	0	0	13.2	10	7	4	0	1	5	16	2	10.5	.200
	Cedar Rapids	5-3	3.11	14	14	0	0	0	75.1	63	28	26	6	2	22	92	6	11.0	.221
2018	Ft. Myers	8-4	2.80	16	16	1	0	0	86.2	60	28	27	6	2	17	82	3	8.5	.191
	Chattanooga	2-2	1.65	6	6	0	0	0	32.2	23	6	6	1	0	14	39	1	10.7	.205
2019		DID NOT PLAY - INJURED																	
Minor League Totals		20-13	2.82	50	46	2	1	1	255.2	196	91	80	13	9	75	288	21	10.1	.209

WHITEFIELD, AARON JAMES

OUTFIELDER

HEIGHT: 6-4 **BATS:** R **BORN:** 9/2/1996 in Brisbane, Queensland, AUS
WEIGHT: 210 **THROWS:** R **RESIDES:** Alexandra Hills, Queensland, AUS
SIGNED BY: Howard Norsetter **SCHOOL:** --
HOW OBTAINED: Signed as an undrafted free agent, May 19, 2015.

2019: Split the season between Single-A Ft. Myers and Double-A Pensacola, hitting .197 (73-for-370) with 19 doubles, one triple, four home runs and 30 RBI in 112 games...**2018:** Played five games with GCL Twins on a rehab assignment between June 20-29...played 65 games with Single-A Ft. Myers, hitting .211 (45-for-213) with 10 RBI and 17 walks...**2017:** Spent entire season with Single-A Cedar Rapids...finished with 33 stolen bases, which were fifth most in the Midwest League...**2016:** Spent entire season with GCL Twins...led team in hits, walks and stolen bases...named Gulf Coast League Postseason All-Star...batting average ranked fifth-best in GCL...assigned to Rookie-Elizabethton from GCL Twins September 4...**2015:** Began career with GCL Twins...played in only seven games after visa issues delayed arrival...**PERSONAL:** Played softball for the Australian national team prior to signing with Twins...spent 2015 offseason playing for Brisbane Bandits of the Australian Baseball League, earning a spot in the ABL All-Star Game.

YEAR	TEAM	AVG	G	AB	R	H	2B	3B	HR	RBI	SH	SF	HB	BB	SO	SB	CS	OBP	OPS
2015	GCL Twins	.167	7	18	1	3	0	0	0	1	0	0	0	2	4	1	0	.250	.417
2016	GCL Twins	.298	51	191	30	57	7	0	2	17	1	2	4	19	47	31	9	.370	.736
2017	Cedar Rapids	.262	117	413	66	108	18	6	11	57	1	8	7	31	118	33	9	.318	.732
2018	GCL Twins	.250	5	16	2	4	1	0	0	2	0	0	0	4	4	0	0	.499	.713
	Ft. Myers	.211	65	213	33	45	7	0	2	10	2	3	2	17	56	10	20	.272	.545
2019	Ft. Myers	.220	81	268	27	59	17	0	4	22	1	3	3	20	89	25	8	.279	.607
	Pensacola	.137	31	102	9	14	2	1	0	8	0	0	0	4	37	5	0	.174	.351
Minor League Totals		.238	357	1221	168	290	52	7	19	117	5	18	17	97	355	115	33	.299	.637

WIDELL, RYLEY

PITCHER

HEIGHT: 6-3 **BATS:** L **BORN:** 6/1/1997 in Haiku, HI
WEIGHT: 180 **THROWS:** L **RESIDES:** Haiku, HI
SIGNED BY: Ted Williams **SCHOOL:** Central Arizona College
HOW OBTAINED: Selected by Twins in 7th round of 2017 First-Year Player Draft.

2019: Returned from injury and made 12 starts for Rookie-Elizabethton...worked a career-high 6.0 innings in each of his final two starts of the year and struck out seven batters in each outing...**2018:** Missed the entire season due to injury...**2017:** Spent first professional season with Rookie-Elizabethton...**PERSONAL:** Attended Central Arizona College for one season in 2017 after transferring from Washington State University...8-2 with a 1.98 ERA and 115 strikeouts in 17 appearances (16 starts) over 95.2 innings.

YEAR	TEAM	W-L	ERA	G	GS	CG	SH	SV	IP	H	R	ER	HR	HB	BB	SO	WP	K/9	BAA
2017	Elizabethton	0-2	2.43	8	7	0	0	0	29.2	25	14	8	1	5	2	41	4	12.4	.229
2018		DID NOT PLAY - INJURED																	
2019	Elizabethton	2-7	6.50	12	12	0	0	0	54.0	53	45	39	9	6	24	60	9	8.0	.257
Minor League Totals		2-9	5.06	20	19	0	0	0	83.2	78	59	47	10	11	44	101	13	10.9	.248

WIEL, ALEXANDER MCBRAYER [ZANDER]

INFIELDER/OUTFIELDER

HEIGHT: 6-3 **BATS:** R **BORN:** 1/11/1993 in Murfreesboro, TN
WEIGHT: 220 **THROWS:** R **RESIDES:** Murfreesboro, TN
SIGNED BY: Alan Sandberg **SCHOOL:** Vanderbilt University
HOW OBTAINED: Selected by Twins in 12th round of 2015 First-Year Player Draft.

WIEL, continued...

2019: Spent the season with Triple-A Rochester, hitting .254 (119-for-469) with 86 runs scored, 40 doubles, five triples, a career-high 24 home runs, 78 RBI, 40 walks and an .834 OPS in 126 games. **2018:** Split the season between Double-A Chattanooga and Triple-A Rochester, hitting .297 (130-for-437) with 58 runs scored, 27 doubles, three triples, 10 home runs, 43 walks and 65 RBI. **2017:** Spent entire season with Single-A Ft. Myers... **2016:** Assigned to Single-A Cedar Rapids April 3 and spent entire season there... named Twins Minor League Player of the Week July 16 after batting .444 (8-for-18) with three home runs and 12 RBI in five games... named Twins Minor League Player of the Month for July after hitting .310 (31-for-100) with nine doubles, eight home runs and 24 RBI... led Midwest League in RBI and finished second in home runs, tied for second in total bases, third in extra-base hits, fourth in runs scored and fifth in slugging percentage... 11 of 86 RBI came in final four regular season games, including two home runs and seven RBI in final game September 5... named Midwest League Player of the Week for August 29 to September 5, hitting .333 (10-for-30) with four home runs, 11 RBI and seven runs scored... hit .268 (69-for-257) with 15 home runs in second half... hit .411 (7-for-17) with one double and two triples in five postseason games... named Twins Organization All-Star at first base by MLB.com... **2015:** Began professional career with Rookie-Elizabethton... **PERSONAL:** Attended Vanderbilt University from 2012-15, redshirting in 2012... led the Commodores to back-to-back College World Series title game appearances, losing to the University of Virginia in 2015 and defeating the Cavaliers in 2014... hit a seventh-inning home run to break up a no-hit bid and lead Vanderbilt to a 1-0 victory over TCU during the 2015 College World Series... drove in a career-high six runs vs. Radford June 1 in NCAA regional championship game and was named to Nashville NCAA Regional All-Tournament team... hit .316 on the season and led the Commodores with 68 RBI and tied for the team lead in home runs (15)... hit .260 (61-for-235) with 14 doubles, three triples, five home runs and 44 RBI as a redshirt sophomore... went 3-for-23 with seven walks, three RBI and four runs scored during the College World Series while helping lead Vanderbilt University to their first NCAA baseball championship... earned Freshman All-SEC honors after batting .305 with five doubles, five home runs, 27 RBI and 13 runs scored... father, Randy, played and coached basketball at University of North Carolina and was head basketball coach at UNC-Asheville and Middle Tennessee State.

YEAR	TEAM	AVG	G	AB	R	H	2B	3B	HR	RBI	SH	SF	HB	BB	SO	SB	CS	OBP	OPS
2015	Elizabethton	.194	13	36	5	7	2	0	1	8	0	1	1	7	13	0	0	.333	.666
2016	Cedar Rapids	.259	128	501	75	130	27	8	19	86	3	6	3	55	125	7	1	.333	.792
2017	Ft. Myers	.250	128	452	59	113	30	6	13	67	0	6	6	62	104	8	2	.344	.773
2018	Chattanooga	.311	101	386	53	120	27	2	7	58	0	3	6	40	82	8	4	.382	.827
	Rochester	.196	15	51	5	19	9	1	3	7	0	2	2	3	13	1	0	.259	.670
2019	Rochester	.254	126	469	86	119	40	5	24	78	0	5	8	40	158	2	1	.320	.834
Minor League Totals		.263	511	1895	283	499	126	22	67	304	3	23	26	207	495	26	8	.340	.799

WILLIAMS, CHRIS

INFIELDER

HEIGHT: 6-1 **BATS:** R **BORN:** 11/23/1996 in Garden Grove, CA
WEIGHT: 225 **THROWS:** R **RESIDES:** --
SIGNED BY: Matt Williams **SCHOOL:** Clemson University
HOW OBTAINED: Selected by Twins in 8th round of 2018 First-Year Player Draft.

YEAR	TEAM	AVG	G	AB	R	H	2B	3B	HR	RBI	SH	SF	HB	BB	SO	SB	CS	OBP	OPS
2018	Elizabethton	.252	62	214	39	54	6	1	15	51	0	4	3	40	52	2	1	.372	.872
2019	Cedar Rapids	.218	59	188	33	41	12	3	10	30	0	3	0	42	57	0	0	.356	.830
	Ft. Myers	.073	15	41	3	3	0	0	1	2	0	1	1	8	20	1	0	.235	.382
Minor League Totals		.192	136	443	75	98	18	4	26	83	8	8	4	90	129	3	1	.352	.808

WINDELER, NIAL CLARK

PITCHER

HEIGHT: 6-4 **BATS:** L **BORN:** 11/4/1998 in Toronto, CAN
WEIGHT: 210 **THROWS:** L **RESIDES:** Ontario, CAN
SIGNED BY: Walt Burrows **SCHOOL:** University of British Columbia
HOW OBTAINED: Selected by Twins in 19th round of 2019 First-Year Player Draft.

YEAR	TEAM	W-L	ERA	G	GS	CG	SH	SV	IP	H	R	ER	HR	HB	BB	SO	WP	K/9	BAA
2019	GCL Twins	0-1	4.91	10	0	0	0	0	14.2	20	14	8	0	2	5	15	1	9.2	.317
Minor League Total		0-1	4.91	10	0	0	0	0	14.2	20	14	8	0	2	5	15	1	9.2	.317

WINDER, JOSH STEWART

PITCHER

HEIGHT: 6-5 **BATS:** R **BORN:** 10/11/1996 in Richmond, VA
WEIGHT: 210 **THROWS:** R **RESIDES:** Richmond, VA
SIGNED BY: Matt Williams **SCHOOL:** Virginia Military Institute
HOW OBTAINED: Selected by Twins in 7th round of 2018 First-Year Player Draft.

2019: Placed on the 7-day IL between July 30 and August 6... spent the season with Single-A Cedar Rapids, going 7-2 with a 2.65 ERA (125.2 IP, 37 ER), 30 walks and 118 strikeouts in 21 starts... ranked as the prospect with the best curveball in the Twins minor league system by *Baseball America*... **2018:** Spent the season with Rookie-Elizabethton, going 3-1 with an 3.72 ERA (38.2 IP, 16 ER), six walks and 42 strikeouts.

YEAR	TEAM	W-L	ERA	G	GS	CG	SH	SV	IP	H	R	ER	HR	HB	BB	SO	WP	K/9	BAA
2018	Elizabethton	3-1	3.72	9	9	0	0	0	38.2	37	17	16	1	0	6	42	2	9.8	.248
2019	Cedar Rapids	7-2	2.65	21	21	2	0	0	125.2	93	43	37	10	5	30	118	5	8.5	.205
Minor League Totals		10-3	2.90	30	30	2	0	0	164.1	130	60	53	11	5	36	160	7	8.8	.216

YABBOUR, JOSEPH ANTONIO

PITCHER

HEIGHT: 6-1 **BATS:** R **BORN:** 7/9/2003 in Venezuela
WEIGHT: 175 **THROWS:** R **RESIDES:** Venezuela
SIGNED BY: -- **SCHOOL:** --
HOW OBTAINED: Signed as an undrafted free agent, July 9, 2019.

YEAR	TEAM	AVG	G	AB	R	H	2B	3B	HR	RBI	SH	SF	HB	BB	SO	SB	CS	OBP	OPS
2020	DSL Twins	Will be his first professional season																	

MINOR LEAGUES

HEIGHT: 6-2
WEIGHT: 210
SIGNED BY: Danny Watkins (Boston)
ORIGINALLY DRAFTED BY: Red Sox in 21st round of 2017 First-Year Player Draft.
HOW OBTAINED: Signed as a minor league free agent, February 7, 2020.

BATS: R
THROWS: R
SCHOOL: University of Mobile (AL)

BORN: 7/26/1996 in Mobile, AL
RESIDES: Mobile, AL

2019: Split the season between Single-A Rome and Single-A Florida, after signing with Atlanta in January...posted a career-best 3.47 ERA (49.1 IP, 33 ER) in a career-best 33 relief appearances...went 5-for-7 in save opportunities between the two levels...began the season with Single-A Rome and did not allow an earned run in 11 outings (14.0 IP), holding opponents to a .167 batting average...transferred to Single-A Florida May 12 and finished the season with the Fire Frogs...13 of his 22 appearances with Florida were scoreless...**2019:** Pitched solely for Single-A Greenville in the Boston system...posted a career-high 48 strikeouts and seven saves in 32 relief appearances, with a 6.12 ERA (50.0 IP, 34 ER)...**2017:** Began his professional career with Short-A Lowell after being selected by Boston in 21st round of First-Year Player Draft...set and matched his career high with four strikeouts in consecutive appearances July 11 and 17...recorded his first career save August 5 at Brooklyn, with 3.1 scoreless innings (1 H, 1 BB, 4 K)...went 1-1 with an 11.3 strikeout-per-9.0 IP ratio with the Spinners...transferred to Single-A Greenville August 18 and finished the season with five appearances for the Drive.

YEAR	TEAM	W-L	ERA	G	GS	CG	SH	SV	IP	H	R	ER	HR	HB	BB	SO	WP	K/9	BAA
2017	Greenville	0-0	5.23	5	0	0	0	1	10.1	13	7	6	2	2	1	9	1	7.8	.317
	Lowell	1-1	4.50	10	0	0	0	1	20.0	19	11	10	1	2	4	25	2	11.3	.244
2018	Greenville	1-4	6.12	32	0	0	0	7	50.0	55	40	34	6	4	22	48	7	8.6	.275
2019	Florida	1-2	4.84	22	0	0	0	0	35.1	28	21	19	2	6	22	32	4	8.2	.219
	Rome	0-0	0.00	11	0	0	0	5	14.0	8	2	0	0	3	6	13	1	8.4	.167
Minor League Totals		3-7	4.79	80	0	0	0	14	129.2	123	81	69	11	17	55	127	15	8.8	.248

HEIGHT: 6-2
WEIGHT: 190
SIGNED BY: --
HOW OBTAINED: Trade with San Francisco in exchange for 1B Tyler Austin, April 8, 2019.

BATS: R
THROWS: R
SCHOOL: North Iowa Area CC

BORN: 9/8/1996 in Des Moines, IA
RESIDES: --

YEAR	TEAM	AVG	G	AB	R	H	2B	3B	HR	RBI	SH	SF	HB	BB	SO	SB	CS	OBP	OPS
2016	Giants	.290	18	62	11	18	4	2	0	5	0	1	0	10	15	4	1	.384	.803
2017	Salem-Keizer	.240	64	254	46	61	9	5	5	24	4	3	7	28	66	26	9	.329	.703
2018	Augusta	.235	50	183	21	43	9	2	4	16	3	2	6	20	60	7	5	.327	.699
	Giants Black	.250	9	28	3	7	3	0	0	2	0	0	0	8	8	1	1	.417	.774
2019	Ft. Myers	.146	18	48	3	7	2	0	0	1	0	0	0	7	18	1	0	.255	.442
	San Jose	.250	2	8	0	2	0	0	0	0	0	0	0	0	3	0	0	.250	.500
	GCL Twins	.179	10	28	3	5	0	0	0	2	0	0	1	4	15	0	0	.303	.482
Minor League Totals		.234	171	611	87	143	27	9	9	50	7	6	14	77	185	39	16	.331	.682

HARMON KILLEBREW AWARD - MINOR LEAGUE COMMUNITY SERVICE

Given annually to a player from each of the full season affiliates. Each player is nominated by their respective general manager for their service within the affiliate's community. A plaque is awarded, in addition to an on-field presentation.

2011

Rochester -- Kyle Gibson
 New Britain -- Bobby Lanigan
 Ft. Myers -- Reggie Williams
 Beloit -- Ryan O'Rourke

2014

Rochester -- Logan Darnell
 New Britain -- Tony Thomas
 Ft. Myers -- Tim Shibuya
 Cedar Rapids -- Tanner Vavra

2017

Rochester -- DJ Baxendale
 Chattanooga -- Travis Harrison
 Ft. Myers -- Kevin Garcia
 Cedar Rapids -- Hector Lujan

2012

Rochester -- JR Towles
 New Britain -- Shawn Roof
 Ft. Myers -- Andy Leer
 Beloit -- Corey Williams

2015

Rochester -- Logan Darnell
 Chattanooga -- Tim Shibuya
 Ft. Myers -- Tanner Vavra
 Cedar Rapids -- Jared Wilson

2018

Rochester -- Jake Reed
 Chattanooga -- Chris Paul
 Ft. Myers -- Tyler Wells
 Cedar Rapids -- David Banuelos

2013

Rochester -- Brian Dinkelman
 New Britain -- Dan Rohlfing
 Ft. Myers -- Stephen Wickens
 Cedar Rapids -- Niko Goodrum

2016

Rochester -- Logan Darnell
 Chattanooga -- David Hurlbut
 Ft. Myers -- Trey Vavra
 Cedar Rapids -- Nelson Molina

2019

Rochester -- Jake Reed
 Pensacola -- Hector Lujan
 Ft. Myers -- Calvin Faucher
 Cedar Rapids -- Brian Rapp

TWINS 2019 ARIZONA FALL LEAGUE STATS

PLAYER	AVG	G	AB	R	H	2B	3B	HR	RBI	
Royce Lewis	.353	22	85	21	30	9	0	3	20	
Luke Raley	.244	23	82	14	20	5	1	3	14	
	W-L	SV	ERA	G	IP	H	R	ER	BB	SO
Dakota Chalmers	1-2	0	5.09	6	17.2	17	11	10	12	25
Moises Gomez	0-1	0	6.55	9	11.0	14	11	8	9	15
Jovani Moran	0-1	0	7.00	9	9.0	7	11	7	12	14
Zach Neff	1-0	1	1.38	9	13.0	6	2	2	1	12

TARGET FIELD



TARGET FIELD®

The Minnesota Twins moved into their new home, Target Field, prior to the beginning of the 2010 season. The ballpark is a modern architectural expression, a dichotomy of Minnesotans' cosmopolitan lifestyle so rooted in nature and the outdoors. The stone and glass landmark, topped by a metal-clad, sculpted roof canopy, is chiseled into downtown Minneapolis on one of Major League Baseball's smallest sites. The ballpark's urban appeal is enhanced with immediate access to light rail and commuter rail, bridging the site to its urban surroundings and spurring development in the western corner of downtown.

Target Field proved to be one of the premier sporting and entertainment venues in the Upper Midwest, and one of the most unique, spectacular parks in all of Major League Baseball. Here is a list of features that helped to make it unlike any other baseball experience in America.

MATERIALS

Native Minnesota limestone forms the mass of the ballpark's exterior façade. Glass and metal details punctuate the limestone surface, creating a sophisticated composition. In addition, whenever possible, the ballpark and surrounding areas incorporated Minnesota-native flowers, trees and shrubs.

SEATING

Target Field features one of the closest seating bowls to the playing field in all of Major League Baseball. Seats in Target Field feature more leg room and are articulated towards the field of play. The ballpark features more aisles with fewer seats per row.

CONCOURSE

The ballpark features a 360-degree open main concourse giving fans an uninterrupted view of the playing field.


CLIMATE/SHELTER

The Twins are committed to providing a comfortable experience for the fans—even when our weather is less than perfect. Fans are able to take advantage of heated concessions, restrooms, and restaurant and lounge areas found on each ballpark level including the Terrace level. Target Field's roof canopy—one of the largest in baseball—provides added protection, while the revamped Gate 34 Experience will provide shelter for fans entering the ballpark's main gate.

CELEBRATING MINNESOTA'S RICH BASEBALL HERITAGE

Target Field celebrates the heritage and history of the game across the Upper Midwest. The ballpark includes tributes to the great Twins teams and players from the past, other Minnesota baseball icons and baseball players, and teams and ballparks of all levels.

Approximate Capacity	38,544
Seating in Lower Level	18,640
Seating in Upper Level	14,703
Seating in Club Level	5,201
Concourse Width (main)	40 feet
Concourse Width (upper)	26-44 feet
Restrooms	401 (w) 266 (m)



TARGET FIELD PROJECT COSTS

BALLPARK CONSTRUCTION	MINNESOTA TWINS	HENNEPIN COUNTY	TOTAL
Original Budget	\$130 million	\$260 million	\$390 million
Ballpark Enhancements	\$50 million	\$0	\$50 million
Infrastructure	\$23 million	\$90 million	\$112 million
Total	\$203 million	\$350 million	\$552 million

- The Minnesota Twins approved increases of \$45.5 million for fan amenities and ballpark enhancements. Additionally, the Twins provided \$4.5 million of funding for Target Plaza, which was matched by Target Corporation.
- The Minnesota Twins provided \$15 million of additional funding for public infrastructure costs in 2009-2010.
- Since Target Field opened in 2010, the Minnesota Twins have exclusively funded more than \$38.0 million in enhancements to the ballpark and surrounding areas.
- Over the past few years, the Minnesota Ballpark Authority (MBA) approved allocation of \$6.76 million from the joint MBA-Twins Capital Reserve Fund to cover costs associated with the conversion to LED stadium lights (2017), the expansion of the right field area concourse (2018), and the conversion of Bat & Barrel (2018).

TARGET FIELD®

By the Numbers

ADDRESS 1 Twins Way, Minneapolis, MN 55403

OWNERS Minnesota Ballpark Authority

CONCESSIONAIRE Delaware North Sportservice

ARCHITECT Populous (Kansas City), in association with HGA Architects (Minneapolis)

- 297,864 architect hours spent designing the project
- Ballpark size is just over 1 million square feet (10.5 acres) built on an 8-acre site

CONSTRUCTION Mortenson (Minneapolis)

- 55,000 cubic yards of cast-in-place concrete used to build the ballpark
- 4,900 tons of structural steel used
- 500,000 masonry bricks used
- 36,000 feet of field tubing to heat the playing field
- 352 miles of cable (a/v, broadcast, fiber optic) in the building
- 66,805 square feet of the canopy over the seating bowl
- 70,419 lineal feet of stadia risers
- 2,000,000 total labor hours; 3,500 total tradespeople; 800 peak workforce

PLAYING FIELD Four-way blend of Kentucky Bluegrass

FIELD LIGHTS LED technology; count of approximately 512

SUITES 48 Suites, 3 Skyline Suites, 8 Event Suites

ELEVATORS AND ESCALATORS 16 elevators / 11 escalators

6 retail stores on site



48 degrees, the minimum temperature at which the playing field is kept in season

46 feet, the height of the Minnie & Paul home run celebration sign

46 feet, the distance from home plate to the first row of seats

827 bicycle storage locations within 200 yards of the ballpark


55,000 flappers on “the Wave” art piece located on Target Plaza



MINNESOTA TWINS – DAKTRONICS SCOREBOARDS

	MAIN VIDEO BOARD	RIGHT FIELD VIDEO BOARD
• Display Size	57' high x 101' wide	28' high x 50' wide
• Resolution	1,080 lines	552 lines by 984 columns

TARGET FIELD VIDEO	DISPLAY SIZE
Ribbon Board	8 displays totaling 1,230 linear feet
Out-of-Town Scoreboard	12' x 109' real-time display
Bullpen Board	8'6" x 16' display showing stats
Twins Tower	100' high x 5' wide x 11' deep 4,300 LED strips on all four sides




TARGET FIELD

TARGET FIELD®

Major Non-Twins Events

Since opening in 2010, Target Field has hosted several non-Twins related events. Below are some of the more notable:



MINNESOTA PREP CHAMPIONSHIP SERIES

Held Annually Since 2010

2019 Champions: **Class A - BOLD**, **Class AA - Marshall**

Class AAA - St. Thomas Academy, **Class AAAA - New Prague**

COLLEGE BASEBALL

March 27, 2010 - Univ. of Minnesota vs. LA Tech (2 games) - attendance: 37,757

2011 Univ. of Minnesota home schedule (Metrodome roof collapse)

May 22-25, 2013 - Big Ten Tournament - attendance: 6,444

May 20-24, 2015 - Big Ten Tournament - attendance: 7,384

April 20, 2019 - Univ. of Minnesota vs. Oklahoma Univ. - attendance: 2,401



SOCCER FRIENDLY

Held on June 25, 2016

Minnesota United FC vs. Club Leon

Attendance: 18,505

COLLEGE FOOTBALL

Sept. 23, 2017 - Saint John's University (17) vs. University of St. Thomas (20)

-- Attendance: 37,355 (former NCAA Division III record)


August 31, 2019 - Butler (10) vs. NDSU (57)

-- Attendance: 34,544



TARGET FIELD CONCERT HISTORY

DATE	TOUR	ATTENDANCE
July 8, 2012	"Brothers of the Sun" tour featuring Kenny Chesney, Tim McGraw with Grace Potter & The Nocturnal and Jake Owen	43,897
July 12, 2013	"No Shoes Nation" tour featuring Kenny Chesney, Zac Brown Band, Eli Young Band and Kacey Musgraves	43,940
July 26, 2013	The Skyline Music Festival featuring "The LP" tour with Soul Asylum, Big Head Todd and the Monsters, Matthew Sweet and Gear Daddies	6,752
August 2, 2014	Paul McCartney's "Out There" tour	43,143
August 8, 2014	The Skyline Music Festival featuring Thao & The Get Down Stay Down, Dosh, S. Carey	2,967
August 9, 2014	The New Pornographers and Andrew Bird	
August 9, 2014	The Skyline Music Festival featuring Melissa Etheridge, O.A.R., The Rembrandts, Gear Daddies and The Honeydogs	5,075
July 18, 2015	Kenny Chesney's "The Big Revival" tour and Jason Aldean's "The Burn It Down" tour	44,152
July 19, 2015	Kenny Chesney's "The Big Revival" tour and Jason Aldean's "The Burn It Down" tour	40,327
August 7, 2015	Go Fest '15 featuring Matt and Kim, Cold War Kids, Yelawolf, Big Data, MS MR, Meg Myers, Allan Kingdom, Enemy Planes and RAC	5,350
May 28, 2016	Zac Brown Band's "Black Out The Sun" tour	33,642
July 28, 2017	Billy Joel	40,498
July 29, 2017	Florida Georgia Line, Backstreet Boys, Nelly, Chris Lane	40,010
June 30, 2018	Eagles 2018 North American Tour with special guests Jimmy Buffett and The Coral Reefer Band	41,645
July 21, 2018	"What Makes You Country" tour featuring Luke Bryan, Sam Hunt, Jon Pardi and Morgan Wallen	34,484
July 27, 2018	Journey & Def Leppard with special guest Cheap Trick	39,322
August 10, 2018	"Down the Rabbit Hole Live: Zac Brown Band 2018" North American Tour w/ One Republic and Caroline Jones	35,083




TARGET FIELD FIRST INFORMATION:

First Game	April 12, 2010 – Boston Red Sox vs. Minnesota Twins
Weather for First Game	65 degrees, partly cloudy
First Pitch	3:13 pm on April 12, Boston Red Sox vs. Minnesota Twins
First Game Attendance	39,715 (38,145 paid)
First Pitcher	Carl Pavano, MIN – April 12 vs. BOS
First Batter	Marco Scutaro, BOS – April 12
First Hit	Marco Scutaro, BOS – April 12 off Carl Pavano (1st inn.)
First Double	Dustin Pedroia, BOS – April 12 off Carl Pavano (1st inn.)
First Triple	David DeJesus, KC – April 16 off Scott Baker (6th inn.)
First Home Run	Jason Kubel, MIN – April 12 vs. BOS off Scott Atchison (7th inn.)
First Home Run by Opponent	Dustin Pedroia, BOS – April 14 off Kevin Slowey (5th inn.)
First Grand Slam	Matt Joyce, TB – July 4 off Matt Guerrier (8th inn.)
First Inside-the-Park Home Run	Curtis Granderson, NYY – August 21, 2011 off Jose Mijares (7th inn.)
First Reviewed HR	April 12 vs. BOS – 4th inn., Boston's Mike Cameron foul ball stood as called
First RBI	Michael Cuddyer, MIN – April 12 vs. BOS (1st inn.)
First Walk	Denard Span, MIN – April 12 vs. BOS (1st inn.)
First Stolen Base	Nick Punto, MIN – April 12 vs. BOS (2nd inn.) off Lester
First Strikeout	Batter: David Ortiz, BOS, Pitcher: Carl Pavano, MIN – April 12 (2nd inn.)
First Win	Carl Pavano, MIN – April 12 vs. BOS (6.0-4-1-1-1-4)
First Loss	Jon Lester, BOS – April 12 vs. MIN (5.0-9-4-4-3-5)
First Save	Jon Rauch, MIN – April 12 vs. BOS (1.0-0-0-0-0)
First Complete Game	Nick Blackburn, MIN – May 4 vs. DET (9.0-11-3-3-1-2)
First Shutout	BAL over MIN, 2-0 (Bergesen/Ohman/Uehara/Simon), May 6
First Triple Play	N/A
First Series Win	April 12-15 – Minnesota over Boston, 2-1 in four days
First Series Sweep	May 3-5 – Minnesota over Detroit in three games

* All dates are from the 2010 season, unless noted



First Pitch
in Target Field



First home run
in Target Field

TARGET FIELD FIRST FOR TWINS PLAYER INFORMATION:

First Pitch	Carl Pavano at 3:13 pm on April 12 vs. Boston Red Sox
First Pitcher	Carl Pavano – April 12 vs. BOS
First Batter	Denard Span – April 12 vs. BOS
First Hit	Orlando Hudson – April 12 vs. BOS off Jon Lester (1st inn.)
First Run	Denard Span – April 12 vs. BOS (1st inn.)
First Double	Joe Mauer – April 12 vs. BOS off Jon Lester (2nd inn.)
First Triple	Justin Morneau – April 17 vs. KC off Gil Meche (5th inn.)
First Home Run	Jason Kubel – April 12 vs. BOS off Scott Atchison (7th inn.)
First Grand Slam	Rene Tosoni – September 27, 2011 vs. KC off Vin Mazzaro (6th inn.)
First Inside-the-Park Home Run	Eduardo Núñez – June 2, 2016 vs. TB off Matt Moore (1st inn./leadoff)
First RBI	Michael Cuddyer – April 12 vs. BOS (1st inn.)
First Walk as Batter	Denard Span – April 12 vs. BOS (1st inn.)
First Walk as Pitcher	Carl Pavano – April 12 vs. BOS (3rd inn.), walking Jeremy Hermida
First Strikeout as Batter	Orlando Hudson – April 12 vs. BOS (2nd inn.) by Jon Lester
First Strikeout as Pitcher	Carl Pavano of D. Ortiz – April 12 vs. BOS (2nd inn.)
First Stolen Base	Nick Punto – April 12 vs. BOS (2nd inn.) off Jon Lester
First Win	Carl Pavano – April 12 vs. BOS (6.0-4-1-1-1-4)
First Loss	Kevin Slowey – April 14 vs. BOS (5.0-5-3-3-4-5)
First Save	Jon Rauch – April 12 vs. BOS (1.0-0-0-0-0-0)
First Complete Game	Nick Blackburn – May 4 vs. DET (9.0-11-3-3-1-2)
First Shutout	MIN over BAL, 6-0 (Blackburn/Guerrier/Rauch), May 9
First Triple Play	N/A
First Minnesota Twins Win	April 12 vs. Boston by a score of 5-2
First Minnesota Twins Loss	April 14 vs. Boston by a score of 6-3
First Minnesota Twins Series Win	April 12-15 – Minnesota over Boston 2-1 in four days
First Minnesota Twins Series Sweep	May 3-5 – Minnesota over Detroit in three games

* All dates are from the 2010 season, unless noted

TARGET FIELD®

Seating Diagram



MAIN LEVEL

- Thomson Reuters Champions Club
- Dugout Box Infield
- Dugout Box
- Home Plate Box
- Infield Box
- Diamond Box
- Field Box
- Left Field Bleachers
- Treasure Island Cove
- Overlook
- Supercuts® Super Seats

ROOF DECK

- Budweiser Roof Deck

CLUB LEVEL

- Delta SKY360° Club
- The Deck
- Event Suites
- Bat & Barrel

TERRACE LEVEL

- Home Plate Terrace
- Diamond Terrace
- Field Terrace
- Corner Terrace
- Home Plate View
- Diamond View
- Field View
- Cub Family Section

OUTFIELD MEZZANINE LEVEL

- Delta SKY360° Suite
- U.S. Bank Home Run Porch Terrace
- U.S. Bank Home Run Porch View
- Grandstand

Accessible Seats:

To ensure a positive experience for guests with special needs, Target Field offers accessible seating throughout the ballpark.





GREEN PROJECT OF THE YEAR AWARD

Awarded by Recycling Association of Minnesota to recognize a special green project in Minnesota demonstrating outstanding environmental results and innovation by reducing environmental issues.

#1 SPORTS STADIUM EXPERIENCE IN NORTH AMERICA

Awarded by ESPN The Magazine as the #1 professional sports stadium, from a field of 122 venues.

BALLPARK OF THE YEAR

Awarded by Ballpark Digest for the best developments in baseball, based on nominations from the baseball community.

DESIGN HONOR AWARD

Awarded from the Minnesota Society of Landscape Architects.

AMERICA'S TRANSPORTATION AWARD

Awarded for Innovative Management for Destination Target Field by American Association of State Highway and Transportation Officials.

ACCESS AWARD

Awarded by Minnesota State Council on Disability on recognition of outstanding contributions on behalf of people with disabilities and for outstanding solutions that eliminate or reduce barriers for persons with disabilities.



LEED SILVER CERTIFICATION FOR CONSTRUCTION AND OPERATIONS

Awarded by U.S. Green Building Council as the first professional sports facility to receive LEED (Leadership in Energy & Environmental Design) Silver Certification for both construction and operations.

SPORTS FACILITY OF THE YEAR AWARD

Awarded by Sports Business Journal and Sports Business Daily to new, renovated or established sports facilities in North America whose primary function is hosting and staging sporting events.

STORMREADY SUPPORTER

Awarded by the National Weather Service as the first sports facility in Minnesota to help arm America's communities with the communication and safety skills needed to save lives and property before and during the event.

GRAND AWARD FOR ENGINEERING EXCELLENCE

Awarded from the American Council of Engineering Companies. ACEC called it the perfect "squeeze play". Challenged with transforming an 8.5-acre site characterized as "too small and virtually unbuildable," the project team devised structural components that extended the facility over an adjoining rail line, two commuter lines and a major highway.



FOOD RECOVERY CHALLENGE ACHIEVEMENT AWARD

Awarded by United States Environmental Protection Agency for donating food and recycling food scraps to reduce waste, feed the needy and save money. Award winners have prevented more than 350 tons of food scraps from entering landfills.

COMMUNITY INNOVATOR AWARD

Awarded by The Arc Minnesota to an individual, organization, or business that has developed a unique program, service, or idea that increased the community inclusion or self-determination of persons with intellectual and developmental disabilities and their families.

THE CITY OF MINNEAPOLIS - ERIK PETERSON ADVOCACY AWARD

The City of Minneapolis' Advisory Committee on People with Disabilities brings awareness to disability employment issues as well as issues important to residents living with disabilities.



MIDWEST'S BEST PROJECT

Presented by the Engineering News-Record, Target Field Station received an Award of Merit in recognition for outstanding design and construction in the Transportation category.

HONOR AWARD FOR REGIONAL & URBAN DESIGN

Awarded by The American Institute of Architects, Target Field Station received the Institute Honor Award for its role in changing the culture of the transit model, especially as it relates to the ballpark and the surrounding district.

MLB BALLPARK RENOVATION

Awarded by Baseball Digest in recognition of the creation of Bat & Barrel and expansion of the right field concourse.

TOP SPOT

Awarded by Pediatric Home Service in recognition of Target Field being named the best Minnesota sports venue for accommodating families of children with special needs.

MOST VEGAN FRIENDLY

Awarded by PETA in recognition of Target Field's being named the most vegan friendly ballpark in Major League Baseball.



TARGET FIELD®

Accolades, Continued...

THE “GREENEST” BALLPARK IN AMERICA

In 2010, the U.S. Green Building Council awarded Target Field LEED (Leadership in Energy & Environmental Design) Silver Certification for New Construction, making it the second major league ballpark in the United States to achieve that status. Less than two years after earning LEED Silver certification for New Construction, the Minnesota Twins became the first professional sports franchise to also attain LEED Silver certification for Existing Buildings: Operation and Maintenance. In 2017, the Twins became the first to attain LEED Gold for operation and maintenance of their facility, an honor for which the club was recertified in 2019.

Target Field is also the nation's first sports venue to earn three levels of LEED certification through Arc, the state-of-the-art digital platform that uses real-time data to help benchmark, measure and improve sustainability performance. Arc is the first of its kind to track progress through a performance score, enabling projects to make more informed decisions when it comes to sustainability.

In recognition of the Minnesota Twins' outstanding contributions to green building and sustainability in the sports industry, the U.S. Green Building Council honored the organization with a 2019 Leadership Award. The Twins, heralded as a “model for sustainability in the sporting world,” were awarded for using green building and sustainable practices to improve quality of life for those around them.

TWINS SUSTAINABILITY STATEMENT

The Minnesota Twins organization believes our future success—both on and off the field—is built on a business model that embraces operational efficiency, environmental stewardship and social responsibility. We honor the power of sport by leading through example, and we will continue to use sport to inspire, build the best fan experience and cause no unnecessary harm, working with our fans, community, suppliers, partners and employees to have a positive influence in the world.

CAPTURING AND REUSING RAINWATER

Through a custom-designed Rain Water Recycle System provided by Minneapolis-based Pentair, the Minnesota Twins have captured, purified and reused more than 19 million total gallons of rainwater, drastically reducing the use of municipal water at Target Field. The majority of the recycled rainwater was used to wash down the seating bowl attached to the main concourse.

RECYCLING AND CONVERTING WASTE TO ENERGY

Through aggressive recycling and waste-to-energy programs, and the assistance of fans at Target Field, the Twins have kept more than 12,127 tons of waste out of local landfills from 2011 to 2019.

- 3,894 tons of trash have been sent to the Hennepin Energy Recovery Center.
- 4,592 tons of waste have been recycled from Target Field.
- 3,642 tons of organic materials have been composted and diverted from landfills.

DONATING UNUSED FOOD TO LOCAL CHARITIES

The Minnesota Twins and concession partner Delaware North Companies Sportservice donate more than 10 tons of food to local charities each season. Through a partnership with Rock and Wrap It Up! Inc., representatives from Joseph's Storehouse in Brooklyn Park box up all prepared but untouched meals at Target Field, donating the unused food from Target Field to local charities. Throughout the partnership, the Twins have donated:

- 345,950 hot dogs and brats
- 56,880 hamburgers
- 27,052 chicken breasts

To date, these efforts have kept more than 63 TONS of waste out of local landfills.



The First Professional Sports Facility to Receive LEED® Silver Certification for Both Construction and Operations
Awarded November 2010
By U.S. Green Building Council

Minnesota is also being named the Greenest Region in America and receiving LEED® Certified for Energy Performance (Target Field) and LEED® Certified for Existing Buildings: Operation and Maintenance (Target Field) are two of the first LEED Silver Certifications for the operation and maintenance of their facility.



2010 Green Project of the Year Award
Presented by the GreenSource Foundation

The award honors a project that has demonstrated outstanding performance in reducing greenhouse gas emissions, water usage and other environmental impacts.



LEED® Silver-Level Certification
Awarded December 2017
By U.S. Green Building Council

Minnesota is also being named the Greenest Region in America and receiving LEED® Certified for Energy Performance (Target Field) and LEED® Certified for Existing Buildings: Operation and Maintenance (Target Field) are two of the first LEED Silver Certifications for the operation and maintenance of their facility.



The First Professional Sports Facility to Receive LEED® Gold Certification for Operations & Maintenance
Awarded December 2019
By U.S. Green Building Council

The Minnesota Twins have received professional sports franchise LEED Gold certification for the operation and maintenance of their facility. LEED Gold certification is the highest level of LEED certification and is a significant achievement for the sports industry.



Target Field Plaza
Best Park
By Downtown Development District

The Downtown Greening Award was developed by the Minneapolis Downtown Development District to recognize and honor private efforts to improve the quality of life in the downtown area.



Target Field Station
Best Open Space Green Infrastructure
By Downtown Development District

The Downtown Greening Award was developed by the Minneapolis Downtown Development District to recognize and honor private efforts to improve the quality of life in the downtown area.



Target Field Station
Best Long-Term Green Space Activation
By Downtown Development District

The Downtown Greening Award was developed by the Minneapolis Downtown Development District to recognize and honor private efforts to improve the quality of life in the downtown area.



Target Field Station
Best Long-Term Green Space Activation
By Downtown Development District

The Downtown Greening Award was developed by the Minneapolis Downtown Development District to recognize and honor private efforts to improve the quality of life in the downtown area.

TARGET FIELD® Statues

Designed by Bill Mack, the Target Field statues depict eight of the greatest influences in Minnesota Twins history. Each person, while standing over seven feet tall, is featured in an iconic pose, from Harmon Killebrew's powerful swing to Kirby Puckett's signature World Series post-home run celebration. Located near the entrances to the ballpark, these Twins statues are on display to greet fans whenever they visit Target Field.

ABOUT THE ARTIST

Bill Mack, who makes his home in Minneapolis, has worked for over 20 years mostly as a commissioned artist. He has created works for the Figure Skating Hall of Fame, the Cowboy Hall of Fame and both the Hockey Hall of Fame in Canada and the U.S. Hockey Hall of Fame.



ROD CAREW

Located outside Gate 29, near 7th Street, Carew's statue was dedicated on April 2, 2010.



HARMON KILLEBREW

Located on Target Plaza, Killebrew's statue was dedicated on April 3, 2010.



KIRBY PUCKETT

Located on Target Plaza, outside Gate 34, Puckett's statue was dedicated on Opening Day, April 12, 2010.



CARL & ELOISE POHLAD

Located on Target Plaza, outside Gate 34, Carl and Eloise Pohlad's statue was dedicated on October 3, 2010.



CALVIN GRIFFITH

Located outside Gate 29, Griffith's statue was dedicated on September 3, 2010.



TONY OLIVA

Located outside Gate 6, Oliva's statue was dedicated on Opening Day, April 8, 2011.



KENT HRBEK

Located outside Gate 14, Hrbek's statue was dedicated on April 14, 2012.



TOM KELLY


Located on Target Plaza, Kelly's statue was dedicated on June 21, 2017.



TARGET FIELD

Target Field Station

Opened in Spring of 2014, Target Field Station connects people and places, as this multi-modal transportation hub at 5th St. N. and 5th Ave. N. in downtown Minneapolis offers public green spaces, connections to 500 trains daily via the METRO Blue and Green lines, the Northstar Commuter Rail, as well as access to the North Loop community. Target Field Station's more than 104,000 square feet of space includes a public plaza for year-round special events and activities, green space, a 1,000-seat amphitheater, office space, retail shops and a 286-car underground parking garage. The Minnesota Twins, Target and Hennepin County offer programming and special events in the public space.



IT PROVIDES a connection for commuters, baseball fans, downtown visitors and riders connecting to other Metro Transit services — including Blue and Green Line Light Rail service to St. Paul, the airport and Mall of America, the Northstar Commuter Rail Line, as well as bus service from the nearby 5th Street Transit Center. Future transit lines and plans to develop a transportation hub will create additional regional connections for Target Field commuters.




LOCATED on the north side of the park, connecting Target Field Station to the North Loop Neighborhood. The name refers to the trolley line that once ran through the area, which is part of Minneapolis' Warehouse District. It connects the North Loop Neighborhood with its roots.



THE PURPOSE of Target Field Station is to provide high-quality transit service, and efficient access to Minneapolis and surrounding communities. This hub encourages greater use of public transportation within the Twin Cities due to a centrally-located facility, and improved multi-modal and pedestrian connections.



THE BLUE LINE runs from Target Field to the Mall of America. The Central Corridor — Green Line — runs down University Avenue to St. Paul's Union Depot.



TARGET FIELD®

Renovations

Since opening in 2010, Target Field has undergone several renovations and additions, all done to enhance the ballpark experience for fans, players, staff, and neighbors. Below are some of the major renovations inside Target Field over its first decade:

RIGHT FIELD VIDEO BOARD AND TWINS TOWER - Both built between the 2010 and 2011 seasons. Located next to each other behind the right field grand stand. The video board is 28' high x 50' wide. The Twins Tower is 100' high x 5' wide x 11' deep.




SUPERCUTS SUPER SEATS - Built between the 2012 and 2013 seasons, the Twins replaced regular seating and unveiled what would be called the “Supercuts Super Seats” seating section. Located in the right field corner, it is designed to be an exciting destination for both group and single-game ticket purchasers; similar to the Budweiser Roof Deck in left field.

GRAY DUCK DECK - Originally built between the 2014 and 2015 seasons, replacing a team store and adding more drink rails. Beginning in 2020, the Twins and Gray Duck Vodka announced a new partnership to bring the Minnesota brand into Target Field with an open-air bar featuring signature drinks, celebrity bartender events and a great view of the game. Located adjacent to the left-field foul pole (inside Gate 6).



DELTA SKY360° SUITE AND MINNIE & PAUL'S - Built between the 2015 and 2016 seasons, the Twins and Populous transformed the center field seating area into a multi-level fan gathering space. The upper level, called Minnie & Paul's, is a Twins-themed pub open to all fans that includes food from Minnesota's own Pizza Lucé and Red Cow. The lower tier houses the Delta SKY360° Suite, an all-inclusive club with access to approximately 120 season ticket holders.

LED LIGHTING - Installed between the 2016 and 2017 seasons, the field lighting was upgraded to LED technology reducing fixture count from 746 to approximately 512. Reduces energy use by approximately 55% for the field lighting and provides an improved look for not only fans at the ballpark, but also for television viewers. LED fixtures were also installed to illuminate the underside of the canopy, allowing for flexibility to change colors as desired.



TARGET FIELD® Renovations, Continued...



BAT & BARREL - Renovated in 2018, the space formerly known as the “Metropolitan Club” was improved to accommodate any fan, making it open to all fans with a game-day ticket. The most expansive renovation to date includes operable glass windows opening the space to the Target Field experience. Additionally, the space features state-of-the-art video elements, Minnesota-based artist murals, and major award history on display.

EXPANDED CONCOURSE AND DRAFTS AT 34 - In 2018, the Twins expanded the main concourse at the intersection of Gates 29 and 34. This renovation expanded the concourse by as much as 40 feet creating enhanced ingress and egress for fans. It also cut down on congestion and provided fans with premium new drink rail standing-room locations. Also included in the concourse renovation was a tap wall known as DRAFTS at 34, which features up to 22 unique beers from across Twins Territory.



GATE 34 EXPERIENCE - Gate 34 and Target Plaza reconstruction took place between the 2018 and 2019 seasons. The design enhances ingress and egress with two additional ballpark entry points, while creating a must-visit fan destination by adding more than 9,300 square feet of new space inside the gate. The multifunctional, versatile Gate 34 Experience includes food, beverage and retail options, highlighted by Twin Cities-based Blue Door Pub, along with dedicated areas for music and other added entertainment. It also includes more than 5,600 square feet of turf, making it an inviting destination for interactive fan activities before, during and after Target Field events.



“LIVING WALL” BATTER’S EYE - Reconstruction took place between the 2018 and 2019 seasons, replacing the previous black backdrop. The Target Field living wall system is the first of its kind for a Major League Baseball batter’s eye and, at 2,280 square feet, is among the largest in the continental United States. The living wall incorporates approximately 5,700 sea green juniper plants, individually installed and secured in a tiered, multiple-tray system. Together, the junipers create a consistent, stationary background without variations in color or texture.

ALL-STAR GAME





MINNESOTA TWINS AND THE

★ All-Star Game ★

The Minnesota Twins hosted Major League Baseball's All-Star Game in 2014, marking the third time as the host city to one of Major League Baseball's jewel events.

All-Star game events began at the Minneapolis Convention Center on July 11, where the T-Mobile FanFest took place for five days. On July 13, events included the MLB All-Star Charity 5-K & Fun Run, Taco Bell All-Star & Celebrity Softball Game and the SiriusXM Futures Game, where Jose Berrios, Alex Meyer and Kennys Vargas represented the Twins organization. July 14 featured the State Farm Home Run Derby, won by Oakland's Yoenis Cespedes. Brian Dozier represented the Twins, hitting two home runs while former Twin Justin Morneau participated in his third career Home Run Derby. Major League Baseball's 85th All-Star Game took place on July 15, which signified Yankee shortstop Derek Jeter's 14th and final All-Star Game. Jeter went 2-for-2, recording the game's first hit and run in the first inning. The Angels' Mike Trout earned the MVP Award, going 2-for-3 with two RBI and a run scored. The Twins were represented by catcher Kurt Suzuki and closer Glen Perkins, who combined to pitch and catch the ninth inning, giving Perkins the save in the American League's 5-3 victory. The game was played in front of 41,048, while attendance for the three days of events at Target Field was 121,169.

TWINS HOME RUN DERBY PARTICIPANTS

PLAYER	YEAR
Tom Brunansky	1985
Gary Gaetti	1989
Torii Hunter	2002
Justin Morneau	2007
Justin Morneau	2008
Joe Mauer	2009
Brian Dozier	2014
Miguel Sanó	2017

Bold Denotes Home Run Derby Champion

a two-run homer in the fifth inning off Cincinnati's Jim Maloney. Twins in a reserve role included Tony Oliva, who went 1-for-2 with the game's only double; Zoilo Versalles; Jimmie Hall; and Jim "Mudcat" Grant, who allowed two runs in 2.0 innings of relief. The game was ultimately decided by a Ron Santo infield single, scoring Willie Mays in the seventh inning. Juan Marichal started for the NL, pitching 3.0 scoreless innings and earned the game's MVP Award. Sandy Koufax was the winning pitcher, Sam McDowell was the loser, and Bob Gibson was credited with the save as the game lasted two hours and 45 minutes and was played in front of 46,706.

On July 16, 1985, the Hubert H. Humphrey Metrodome staged the 56th All-Star Game, a 6-1 NL victory that included Hall of Famers Bert Blyleven, George Brett, Wade Boggs, Carlton Fisk, Tony Gwynn, Rickey Henderson, Paul Molitor, Jim Rice, Cal Ripken Jr., Nolan Ryan, Ryne Sandberg, Ozzie Smith and Dave Winfield. The Twins' lone representative was Tom Brunansky, who grounded out to short in his only at-bat in a reserve role and played one inning in right field. The NL jumped out in front early with a Steve Garvey RBI single in the second inning and held the lead throughout. LaMarr Hoyt started for the NL, allowing one unearned run in 3.0 innings pitched, earning the win and the game's MVP Award. Detroit's Jack Morris was the AL starter and suffered the loss. The game lasted two hours and 54 minutes and was played in front of 54,960.

The Dome also played host to the first ever All-Star Home Run Derby, including the Twins' own Tom Brunansky, who hit four home runs, good for second most among the 10 participants. Other participants were Jack Clark, Carlton Fisk, Steve Garvey, Eddie Murray, Dale Murphy, Home Run Derby Champion Dave Parker, Jim Rice, Cal Ripken Jr. and Ryne Sandberg.

Metropolitan Stadium hosted the 1965 All-Star Game on July 13, a 6-5 National League victory that featured 18 Hall of Famers, including Harmon Killebrew, Hank Aaron, Roberto Clemente, Bob Gibson, Sandy Koufax, Mickey Mantle, Juan Marichal, Willie Mays, Frank Robinson and Joe Torre. The Twins were represented by six players,

marking the most in club history. The two starters for the Twins included Harmon Killebrew, who played first base and batted third and Earl Battey, who played catcher and batted eighth. Killebrew went 1-for-3 with

TWINS FUTURES GAME SELECTIONS

PLAYER	TEAM	YEAR
Oswaldo Arcia, OF	World	2012
Jordan Balazovic, RHP	World	2019
Grant Balfour, RHP	World	2001
Jose Berrios, RHP	World	2014, 2015
Travis Bowyer, RHP	U.S.	2005
Byron Buxton, OF	U.S.	2013
J.T. Chargois, RHP	U.S.	2016
Michael Cuddyer, IF	U.S.	1999
J.D. Durbin, RHP	U.S.	2003
Matt Garza, RHP+	U.S.	2007
Kyle Gibson, RHP	U.S.	2011
Nick Gordon, IF	U.S.	2017
Liam Hendriks, RHP	World	2010, 2011
Luke Hughes, IF	World	2008
Max Kepler, OF+	World	2015
Alex Kirilloff, OF	U.S.	2018
Jason Kubel, OF	U.S.	2004
Royce Lewis, IF	U.S.	2019
Francisco Liriano, LHP	World	2005
Trevor May, RHP+	U.S.	2014
Joe Mauer, C	U.S.	2003
Alex Meyer, RHP	U.S.	2014
Justin Morneau, IF	World	2002, 2004
Trent Oeltjen, OF	World	2006
Michael Restovich, OF	U.S.	2002
Ben Revere, OF	U.S.	2010
Luis Rivas, IF	World	2000
J.C. Romero, LHP	World	1999
Miguel Sanó, IF	World	2013
Anthony Slama, RHP	U.S.	2010
Denard Span, OF+	U.S.	2008
Brad Thomas, LHP	World	2000
Lewis Thorpe, LHP	World	2018
Matt Tolbert, IF	U.S.	2007
Rene Tosoni, OF	World	2009
Kennys Vargas, 1B/DF	World	2014

+ Did not participate



★ *36th All-Star Game* ★
TUESDAY, JULY 13, 1965 AT METROPOLITAN STADIUM
NATIONAL LEAGUE 6, AMERICAN LEAGUE 5

National	3	2	0	0	0	0	1	0	0	—	6	11	0
American	0	0	0	1	4	0	0	0	0	—	5	8	0

National	AB	R	H	RBI	American	AB	R	H	RBI
Willie Mays, cf	3	2	1	1	Dick McAuliffe, ss	3	2	2	2
Hank Aaron, rf	5	0	1	0	Sam McDowell, p	0	0	0	0
Willie Stargell, lf	3	2	2	2	Tony Oliva, ph-rf	2	0	1	0
Roberto Clemente, ph-lf	2	0	0	0	Brooks Robinson, B, 3b	4	1	1	0
Dick Allen, 3b	3	0	1	0	Max Alvis, 3b	1	0	0	0
Ron Santo, 3b	2	0	1	1	Harmon Killebrew, 1b	3	1	1	2
Joe Torre, c	4	1	1	2	Rocky Colavito, rf	4	0	1	1
Ernie Banks, 1b	4	0	2	0	Eddie Fisher, p	0	0	0	0
Pete Rose, 2b	2	0	0	0	Joe Pepitone, ph	1	0	0	0
Maury Wills, ss	4	0	1	0	Willie Horton, lf	3	0	0	0
Leo Cardenas, ss	0	0	0	0	Felix Mantilla, 3b	2	0	0	0
Juan Marichal, p	1	1	1	0	Bobby Richardson, 2b	2	0	0	0
Cookie Rojas, ph	1	0	0	0	Vic Davalillo, cf	2	0	1	0
Jim Maloney, p	0	0	0	0	Zoilo Versalles, ss	1	0	0	0
Don Drysdale, p	0	0	0	0	Earl Battey, c	2	0	0	0
Frank Robinson, ph	1	0	0	0	Bill Freehan, c	1	0	1	0
Sandy Koufax, p	0	0	0	0	Milt Pappas, p	0	0	0	0
Turk Farrell, p	0	0	0	0	Jim 'Mudcat' Grant, p	0	0	0	0
Billy Williams, ph	1	0	0	0	Al Kaline, ph	1	0	0	0
Bob Gibson, p	0	0	0	0	Pete Richert, p	0	0	0	0
Totals	36	6	11	6	Jimmie Hall, ph-cf	2	1	0	0
					Totals	34	5	8	5

LOB — National 7, American 8. 2B — Oliva. HR — Mays, Torre, Stargell, McAuliffe and Killebrew. SB — Rose.
 DP — National 1 (Wills, Rose and Banks), American 2 (B. Robinson, Mantilla and Killebrew), (McDowell, Richardson and Killebrew).

PITCHING

National	IP	H	R	ER	BB	SO	American	IP	H	R	ER	BB	SO
Juan Marichal	3.0	1	0	0	0	0	Milt Pappas	1.0	4	3	3	1	0
Jim Maloney	1.2	5	5	5	2	1	Jim 'Mudcat' Grant	2.0	2	2	2	1	3
Don Drysdale	0.1	0	0	0	0	0	Pete Richert	2.0	1	0	0	0	2
Sandy Koufax (W)	1.0	0	0	0	2	1	Sam McDowell (L)	2.0	3	1	1	1	2
Turk Farrell	1.0	0	0	0	1	0	Eddie Fisher	2.0	1	0	0	0	0
Bob Gibson (S)	2.0	2	0	0	1	3	Totals	9.0	11	6	6	3	7
Totals	9.0	8	5	5	6	5							

WP — Maloney. Umpires — Stevens, Weyer, DiMuro, Williams, Valentine and Kibler.
 T — 2:45. A — 46,706



★ 56th All-Star Game ★

TUESDAY, JULY 16, 1985 AT H.H.H. METRODOME
NATIONAL LEAGUE 6, AMERICAN LEAGUE 1

National	0	1	1	0	2	0	0	0	2	—	6	9	1
American	1	0	0	0	0	0	0	0	0	—	1	5	0

National	AB	R	H	RBI
Tony Gwynn, lf.....	1	0	0	0
Jose Cruz, lf.....	1	0	0	0
Tim Raines, ph-lf.....	0	1	0	0
Tom Herr, 2b.....	3	1	1	0
Nolan Ryan, p.....	1	0	0	0
Tony Pena, c.....	1	0	0	0
Steve Garvey, 1b.....	3	0	1	1
Jack Clark, 1b.....	1	0	0	0
Dale Murphy, cf.....	3	0	1	0
Willie McGee, cf.....	2	0	1	2
Darryl Strawberry, rf.....	1	2	1	0
Dave Parker, rf.....	2	0	0	0
Graig Nettles, 3b.....	2	0	0	0
Tim Wallach, 3b.....	2	1	1	0
Terry Kennedy, c.....	2	0	1	1
Ozzie Virgil, c.....	1	0	1	2
Fernando Valenzuela, p.....	0	0	0	0
Pete Rose, ph.....	1	0	0	0
Jeff Reardon, p.....	0	0	0	0
Glenn Wilson, ph.....	1	0	0	0
Rich Gossage, p.....	0	0	0	0
Ozzie Smith, ss.....	4	0	0	0
LaMarr Hoyt, p.....	1	0	0	0
Garry Templeton, ph.....	1	0	1	0
Ryne Sandberg, 2b.....	1	1	0	0

American	AB	R	H	RBI
Rickey Henderson, cf.....	3	1	1	0
Paul Molitor, 3b-cf.....	1	0	0	0
Lou Whitaker, 2b.....	2	0	0	0
Damaso Garcia, 2b.....	2	0	1	0
George Brett, 3b.....	1	0	0	1
Phil Bradley, cf.....	1	0	0	0
Dan Petry, p.....	0	0	0	0
Willie Hernandez, p.....	0	0	0	0
Eddie Murray, 1b.....	3	0	0	0
Tom Brunansky, rf.....	1	0	0	0
Cal Ripken, ss.....	3	0	1	0
Alan Trammell, ss.....	1	0	0	0
Dave Winfield, rf.....	3	0	1	0
Donnie Moore, p.....	0	0	0	0
Wade Boggs, 3b.....	0	0	0	0
Jim Rice, lf.....	3	0	0	0
Carlton Fisk, c.....	2	0	0	0
Ernie Whitt, c.....	0	0	0	0
Gary Ward, ph.....	1	0	0	0
Rich Gedman, c.....	1	0	0	0
Jack Morris, p.....	0	0	0	0
Jimmy Key, p.....	0	0	0	0
Harold Baines, ph.....	1	0	1	0
Bert Blyleven, p.....	0	0	0	0
Cecil Cooper, ph.....	0	0	0	0
Dave Stieb, p.....	0	0	0	0
Don Mattingly, 1b.....	1	0	0	0

Totals..... 35..... 6..... 9..... 6

Totals..... 30..... 1..... 5..... 1

GW RBI — Garvey. E — Kennedy. LOB — National 10, American 7. 2B — Herr, Murphy, Wallach and McGee. SB — Henderson, Strawberry, Winfield, Cruz and Garcia. SF — Brett. DP — National 1 (Pena-Sandberg-Reardon-Wallach).

PITCHING

National	IP	H	R	ER	BB	SO
LaMarr Hoyt (W).....	3.0	2	1	0	0	0
Nolan Ryan.....	3.0	2	0	0	2	2
Fernando Valenzuela.....	1.0	0	0	0	1	1
Jeff Reardon.....	1.0	1	0	0	0	1
Rich Gossage.....	1.0	0	0	0	1	2

Totals..... 9.0..... 5..... 1..... 0..... 4..... 5

American	IP	H	R	ER	BB	SO
Jack Morris (L).....	2.2	5	2	2	1	1
Jimmy Key.....	0.1	0	0	0	0	0
Bert Blyleven.....	2.0	3	2	2	1	1
Dave Stieb.....	1.0	0	0	0	1	2
Donnie Moore.....	2.0	0	0	0	0	1
Dan Petry.....	0.1	0	2	2	3	1
Willie Hernandez.....	0.2	1	0	0	1	2

Totals..... 9.0..... 9..... 6..... 6..... 7..... 8

WP — Valenzuela. HBP — Strawberry (by Blyleven). Umpires — McCoy, Kibler, Bremigan, Williams, Coble and Marsh.
T — 2:54. A — 54,960.



★ 85th All-Star Game ★

TUESDAY, JULY 15, 2014 AT TARGET FIELD

AMERICAN LEAGUE 5, NATIONAL LEAGUE 3

National	0	2	0	1	0	0	0	0	0	0	0	3	8	1
American	3	0	0	0	2	0	0	0	0	0	X	5	7	0

National	AB	R	H	RBI
Andrew McCutchen, cf	3	0	1	0
Charlie Blackmon, cf	2	0	0	0
Yasiel Puig, rf	3	0	0	0
Hunter Pence, rf	1	0	0	0
Troy Tulowitzki, ss	3	0	1	0
Starlin Castro, c	1	0	0	0
Paul Goldschmidt, 1b	3	0	0	0
Freddie Freeman, 1b	1	0	1	0
Giancarlo Stanton, dh	3	0	0	0
Anthony Rizzo, ph-dh	1	0	0	0
Aramis Ramirez, 3b	3	1	2	0
Todd Frazier, 3b	0	0	0	0
Chase Utley, 2b	1	1	1	1
Dee Gordon, pr-2b	1	1	0	0
Daniel Murphy, 2b	1	0	0	0
Jonathan Lucroy, c	2	0	2	2
Devin Mesoraco, c	1	0	0	0
Miguel Montero, c	1	0	0	0
Carlos Gómez, lf	2	0	0	0
Josh Harrison, lf	2	0	0	0
Totals	35	3	8	3

American	AB	R	H	RBI
Derek Jeter, ss	2	1	2	0
Alexei Ramírez, ss	2	1	1	0
Erick Aybar, ss	0	0	0	0
Mike Trout, lf	3	1	2	2
Brandon Moss, rf	1	0	0	0
Robinson Canó, 2b	2	0	0	0
José Altuve, 2b	0	0	0	1
Ian Kinsler, ph-2b	1	0	0	0
Miguel Cabrera, 1b	3	1	1	2
José Abreu, 1b	1	0	0	0
José Bautista, rf	2	0	0	0
Yoenis Céspedes, lf	2	0	0	0
Nelson Cruz, dh	2	0	0	0
Kyle Seager, ph-dh	2	0	0	0
Adam Jones, cf	2	0	0	0
Adrián Beltré, 3b	0	0	0	0
Josh Donaldson, 3b	2	0	0	0
Michael Brantley, cf	1	0	0	0
Salvador Pérez, c	1	0	0	0
Derek Norris, c	2	1	1	0
Kurt Suzuki, c	0	0	0	0
Totals	31	5	7	5

E — Freeman. LOB — National 7, American 4. 2B — Utley, Lucroy (2), Tulowitzki, Ar. Ramirez, Jeter, Trout. 3B — Trout. HR — Cabrera. SF — Altuve. SB — McCutchen, Al. Ramirez.

PITCHING

National	IP	H	R	ER	BB	SO
Adam Wainwright	1.0	3	3	3	0	2
Clayton Kershaw	1.0	0	0	0	0	1
Alfredo Simón	1.0	1	0	0	0	1
Zack Greinke	1.0	0	0	0	0	2
Pat Neshek (L)	0.1	3	2	2	0	0
Tyler Clippard	0.2	0	0	0	0	0
Francisco Rodríguez	1.0	0	0	0	1	0
Craig Kimbrel	1.0	0	0	0	0	3
Tony Watson	0.1	0	0	0	0	0
Aroldis Chapman	0.2	0	0	0	0	0
Totals	8.0	7	5	5	1	9

American	IP	H	R	ER	BB	SO
Félix Hernández	1.0	1	0	0	0	2
Jon Lester	1.0	3	2	2	0	0
Yu Darvish	1.0	0	0	0	0	1
Chris Sale	1.0	1	1	1	0	1
Max Scherzer (W)	1.0	1	0	0	0	2
Scott Kazmir	0.2	1	0	0	0	1
Koji Uehara	0.1	0	0	0	0	1
Greg Holland	1.0	0	0	0	0	1
Sean Doolittle	0.2	1	0	0	0	2
Fernando Rodney	0.1	0	0	0	1	1
Glen Perkins (S)	1.0	0	0	0	0	1
Totals	9.0	8	3	3	1	13

WP — Simón, Hernández. HBP — Utley. Umpires — Cederstrom, Nelson, Davidson, Barry.
T — 3:13. A — 41,048

★ TWINS ALL-TIME ALL-STAR SELECTIONS ★

- 1961** Harmon Killebrew, 1B (x2)
Camilo Pascual, SP
- 1962** Earl Battey, C (x2)
Jim Kaat, SP
Camilo Pascual, SP (x2)
Rich Rollins, 3B (x2)
- 1963** Bob Allison, OF
Earl Battey, C
Harmon Killebrew, OF
Zoilo Versalles, SS
- 1964** Bob Allison, 1B
Jimmie Hall, OF
Harmon Killebrew, OF
Tony Oliva, OF
Camilo Pascual, SP
- 1965** Earl Battey, C
Jim Grant, SP
Jimmie Hall, OF
Harmon Killebrew, 1B
Tony Oliva, OF
Zoilo Versalles, SS
- 1966** Earl Battey, C
Jim Kaat, SP
Harmon Killebrew, 3B
Tony Oliva, OF
- 1967** Rod Carew, 2B
Dean Chance, SP
Harmon Killebrew, 1B
Tony Oliva, OF
- 1968** Rod Carew, 2B
Harmon Killebrew, 1B
Tony Oliva, OF
- 1969** Rod Carew, 2B
Harmon Killebrew, 3B
Tony Oliva, OF
John Roseboro, C
- 1970** Rod Carew, 2B
Harmon Killebrew, 3B
Tony Oliva, OF
Jim Perry, SP
- 1971** Leo Cardenas, SS
Rod Carew, 2B
Harmon Killebrew, 1B
Tony Oliva, OF
Jim Perry, SP
- 1972** Rod Carew, 2B
- 1973** Bert Blyleven, SP
Rod Carew, 2B
- 1974** Rod Carew, 2B
- 1975** Rod Carew, 2B
- 1976** Rod Carew, 1B
Butch Wynegar, C
- 1977** Rod Carew, 1B
Larry Hise, OF
Butch Wynegar, C
- 1978** Rod Carew, 1B
- 1979** Roy Smalley, SS
- 1980** Ken Landreaux, OF
- 1981** Doug Corbett, RP
- 1982** Kent Hrbek, 1B
- 1983** Gary Ward, OF
- 1984** Dave Engle, C
- 1985** Tom Brunansky, OF
- 1986** Kirby Puckett, OF
- 1987** Kirby Puckett, OF
- 1988** Gary Gaetti, 3B
Tim Laudner, C
Kirby Puckett, OF
Jeff Reardon, RP
Frank Viola, SP
- 1989** Gary Gaetti, 3B
Kirby Puckett, OF
- 1990** Kirby Puckett, OF
- 1991** Rick Aguilera, RP
Scott Erickson, SP+
Jack Morris, SP
Kirby Puckett, OF
- 1992** Rick Aguilera, RP
Chuck Knoblauch, 2B
Kirby Puckett, OF
- 1993** Rick Aguilera, RP
Kirby Puckett, OF
- 1994** Chuck Knoblauch, 2B
Kirby Puckett, OF
- 1995** Kirby Puckett, OF
- 1996** Chuck Knoblauch, 2B
- 1997** Chuck Knoblauch, 2B
- 1998** Brad Radke, SP
- 1999** Ron Coomer, 3B
- 2000** Matt Lawton, OF
- 2001** Cristian Guzman, SS
Joe Mays, SP
Eric Milton, SP
- 2002** Eddie Guardado, RP
Torii Hunter, OF
A.J. Pierzynski, C
- 2003** Eddie Guardado, RP
- 2004** Joe Nathan, RP
- 2005** Joe Nathan, RP
Johan Santana, SP
- 2006** Francisco Liriano, SP
Joe Mauer, C
Johan Santana, SP
- 2007** Torii Hunter, OF
Justin Morneau, 1B
Johan Santana, SP
- 2008** Joe Nathan, RP
Joe Mauer, C
Justin Morneau, 1B
- 2009** Joe Nathan, RP
Joe Mauer, C
Justin Morneau, 1B
- 2010** Joe Mauer, C
Justin Morneau, 1B+
- 2011** Michael Cuddyer, OF
- 2012** Joe Mauer, C
- 2013** Joe Mauer, C
Glen Perkins, RP
- 2014** Glen Perkins, RP
Kurt Suzuki, C
- 2015** Glen Perkins, RP
Brian Dozier, 2B
- 2016** Eduardo Nuñez, INF
- 2017** Brandon Kintzler, RP
Miguel Sanó, 3B
Ervin Santana, SP
- 2018** José Berríos, SP
- 2019** José Berríos, SP
Jake Odorizzi, SP
Jorge Polanco, SS

Bold denotes voted as starter
+ Did not play due to injury

MANAGERS/COACHES

- 1965** Sam Mele, CH
1966 Sam Mele, MGR
1976 Gene Mauch, CH
1983 Billy Gardner, CH
1988 Tom Kelly, MGR
1991 Tom Kelly, CH
1992 Tom Kelly, MGR
2003 Ron Gardenhire, CH
2007 Ron Gardenhire, CH
2014 Ron Gardenhire, CH

FINAL VOTE NOMINATIONS

- 2004** Lew Ford, OF
2005 Torii Hunter, OF
2006 Francisco Liriano, SP#
2007 Pat Neshek, RP
2010 Delmon Young, OF
2015 Brian Dozier, 2B#
2018 Eddie Rosario, OF

Replaced injured player but was not voted in

TWINS CAREER ALL-STAR SELECTIONS

1. Rod Carew	12
2. Harmon Killebrew	11
3. Kirby Puckett	10
4. Tony Oliva	8
5. Joe Mauer	6

TWINS CAREER ALL-STAR STARTING SELECTIONS

1. Rod Carew	11
2. Kirby Puckett	6
3. Joe Mauer	4
Harmon Killebrew	4
Earl Battey	4

MISCELLANEOUS



MINNESOTA TWINS IN THE COMMUNITY

The players, coaches, former players and employees of the Minnesota Twins support nonprofit organizations throughout the Upper Midwest and Southwest Florida. Through in-kind and cash donations, player appearances and promotional support, the Twins help raise needed funds for charity.



MINNESOTA TWINS COMMUNITY SUPPORT

- **Twins Players** » Provide support to nonprofit organizations through participation in events like Grand Slam Dinner benefitting the Boys and Girls Clubs of the Twin Cities as well as hospital, school visits, and community events. Some players commit to specific causes like Jake Odorizzi and the Animal Humane Society, Byron Buxton and military support, and Taylor Rogers and firefighters/first responders.
- **Former Players** » Bert Blyleven, Rod Carew, Kent Hrbek, Torii Hunter, Joe Mauer, Justin Morneau, Tony Oliva, Glen Perkins and others raise funds for charities through their events and appearances.
- **Educational Programs** » Programs such as Perfect Attendance - Perfect Game, Reading is Powerful presented by Papa Johns, Learning Through Baseball, and partnerships with nonprofit organizations like Athletes Committed to Educating Students.
- **Youth Recreation/Healthy Living** » Programs such as the Hennepin County Step-to-it Challenge, Boys and Girls Clubs of the Twin Cities, Courage Center and the "Rolling Twins".
- **In-Kind Giving** » Donated to nearly 3,000 auctions and fundraisers in 2019 (autographs, game experience, etc.).



For more information about the Twins Community Fund or a program, please visit www.twinscommunityfund.org or call 800-33-TWINS.

MINNESOTA TWINS IN THE COMMUNITY

2020 TWINS COMMUNITY FUND PROGRAMS

The Minnesota Twins Community Fund was chartered as an independent public charity in 1991 to lead the team's community work. The Fund's mission is:

"To enrich local and regional communities by providing resources for the healthy development of children and families through an association with baseball, softball and the Minnesota Twins."

The work of the Twins Community Fund is made possible by the generous support of the Minnesota Twins Baseball Club, our cornerstone partners Target, U.S. Bank, Treasure Island Resort & Casino, Delta Air Lines, Twins players and especially Twins fans.

The Fund will meet its mission through the operation of the following programs and activities benefiting Upper Midwest and Southwest Florida communities.

YOUTH PROGRAMS

- *Twins Youth Clinics* provide free youth baseball and softball instruction.
- *Play Ball! Minnesota* is a collaboration of youth baseball and softball organizers working together to promote and improve baseball and softball (www.playballmn.org).
- *Twins Reviving Baseball in Inner Cities (RBI)* organizes summer youth baseball and softball programs in the cities of Minneapolis and St. Paul (www.twincitiesrbi.com).
- *RBI Academy* provides baseball and softball skills training for RBI participants.
- *STEM Learning Through Baseball* program will provide grants to local schools and youth serving organizations to attend Twins Learning Through Baseball Classes in STEM subjects.

GRANT PROGRAMS

- *Fields for Kids* grants renovate or construct youth baseball and softball fields.
- *Junior Twins Equipment Grants* provide equipment donations to youth baseball and softball organizations and educational resources they need to train coaches, run their leagues and get more kids in the game.
- *Youth Coaching Grants* provide dollars to youth organizations to hire high school or college-age coaches or administrators.
- *Hennepin County Youth Baseball/Softball Grants* provides support to youth baseball and softball capital projects located in Hennepin County.
- *Southwest Florida Community Grants* provide grants to nonprofit organizations in southwest Florida.

RECOGNITION PROGRAMS

- Carl R. Pohlad Award recognizes the outstanding community involvement and on-field performance of a current Twins player each season.

- Kirby Puckett Award recognizes a Twins alumni player or coach who best exemplifies Kirby's legacy of community service and involvement.
- Play Ball! Minnesota Terry Ryan Award recognizes a member of the Minnesota baseball and/or softball community that is a leader in supporting the game of youth baseball and/or softball by contributing to the advocacy and promotion of the game and its participants.
- Play Ball! Minnesota Mr. Baseball and Ms. Softball Awards honor the top Minnesota high school athlete in baseball and softball.

TICKET DONATION PROGRAM

- *TwinsCare's* supported by Twins players and corporate partners who donate Twins home game tickets to youth-serving nonprofit organizations.

MAJOR FUNDRAISING EVENTS/INITIATIVES

- **TwinsFest (January 24-25)**
- **Playball MN Softball Coaching Conference (February 1)**
- **Playball MN Baseball Coaching Conference (March 28-29)**
- **Hall of Fame Breakfast (May 23)**
- **Town Ball Classic (May 30)**
- **Catch on the Field presented by Securian Financial (June 20 & July 11)**
- **Swing for the Kids Classic presented by Caribou Coffee (July 29)**
- **Twins Community Fund In-Stadium Auctions (Select Home Games at Target Field)**
- **Twins Split the Pot Raffle (Home Games at Target Field)**



For more information about the Twins Community Fund or a program, please visit www.twinscommunityfund.org or call 800-33-TWINS.

The Minnesota Twins Community Fund is governed by a board of directors comprised of a majority of members from the Upper Midwest. 2020 board members are:

COMMUNITY MEMBERS

Kelly Larson, Chair – Summit Brewing Company
Russell Betts – The Minneapolis Foundation
John Butcher – Caribou Coffee
Mike Echols – Carousel Motors
J Marie Fieger – Nemer Fieger
Shelly Hotzler – Jackson County Schools
Bob Jossart – RJM Construction
Brian Mensink – KPMG


Tom Mudry – Martin Williams
Laura Olson – Maple River Public Schools
Terry Sadler – Warroad Public Schools
Stacy Schmitt – GreenSlate Group
Tony Sertich – The Northland Foundation
Rajiv Shah – ACES
Aalok Sharma – Stinson Leonard Street

INSTITUTIONAL MEMBERS

Laura Day – Minnesota Twins
Steve Gibson – US Bank

Darin Mastroianni – Minnesota Twins
William White – Target

TWINS RETIRED NUMBERS




HARMON KILLEBREW

3

One of the greatest home run hitters of all time, Harmon Killebrew will forever be remembered by Twins fans as the 'Killer' for his prolific clouts. A member of the Twins from their inaugural Minnesota season in 1961, Killebrew hit 573 career home runs, 475 of them in his 14 seasons with the Twins, and ranks 12th on the all-time home run list and third (behind Babe Ruth and Alex Rodriguez) in American League history. He hit more than 40 home runs on eight occasions, and 30 or more 10 times, while driving in 100 or more runs nine times.

Killebrew was the American League's Most Valuable Player in 1969 when he hit 49 home runs with an amazing 140 RBI and 145 walks, all team records that still stand. He was elected to the Baseball Hall of Fame in 1984, becoming the first Twin to receive the honor. He had his number 3 formally retired on May 4, 1975, and was selected to the Twins 25th Anniversary Team in 1986 and 40th Season

All-Time Team in 2000. He was inducted into the Twins Hall of Fame on August 12, 2000 and named one of the "50 Greatest Twins" in 2010. Killebrew passed away on May 17, 2011.



ROD CAREW


29

No Twins fan will ever forget the graceful power of Rod Carew's hitting stroke. Nor will any baseball enthusiast ever forget the summer of 1977, when Carew made his determined run at the untouchable .400 mark, because, just as Killebrew embodied the power of the game, Carew represented its finesse.

He was a career .328 hitter over his 19 major league seasons and was the winner of seven American League batting titles, all during his 12 years with Minnesota. Carew hit .300 or better 15 consecutive seasons and finished his career with 3,053 hits, which places him 27th among the all-time hit leaders and makes him one of only 32 players to collect 3,000 or more career hits.

Carew, who won the American League Most Valuable Player award in 1977, was elected to the Baseball Hall of Fame on the first ballot in 1991. He had his number 29 retired July 19, 1987, and was selected to the Twins 25th Anniversary Team in 1986 and the 40th Season Anniversary All-Time

Team in 2000. He was inducted into the Twins Hall of Fame on August 12, 2000 and was named one of the "50 Greatest Twins" in 2010.



TONY OLIVA

6

Pedro 'Tony' Oliva Jr., or 'Tony-O' to those who followed his 24-year career as a Twins player and coach, was a man who seemed to excel in all aspects of the game. He could hit for power and average, run, field and throw, and his versatility made him one of the most feared hitters of his day.

Tony-O collected 1,917 hits and retired with a .304 career average. He is the only player to win batting titles in his first two seasons and was the winner of three in his 15-year career. His prowess as a hitter was demonstrated by the fact that he led the league in hits five times and his 220 career home runs rank fourth all-time among Twins. If not for the knee problems that cut his career short, Oliva would have been a certain choice for the National Baseball Hall of Fame.


Oliva, the 1964 American League Rookie of the Year, began his coaching career in 1976. He now works as a Twins hitting instructor at the major league and minor league level and scouts for the club. He had

his number 6 retired July 14, 1991, and was selected to the Twins 25th Anniversary Team in 1986 and the 40th Season Anniversary All-Time Team in 2000. He was inducted into the Twins Hall of Fame on August 12, 2000 and was named one of the "50 Greatest Twins" in 2010.

DID YOU *Know?*

...that Rod Carew (Twins and Angels - 29) is one of 11 players/managers in baseball with his number retired by multiple franchises, the others being Hank Aaron (Braves - 44, Brewers - 44), Sparky Anderson (Reds - 10, Tigers - 11), Wade Boggs (Rays - 12, Red Sox - 26), Rollie Fingers (A's - 34, Brewers - 34), Carlton Fisk (Red Sox - 27, White Sox - 72), Reggie Jackson (A's - 9, Yankees - 44), Greg Maddux (Braves - 31, Cubs - 31), Frank Robinson (Reds - 20, Orioles - 20, Indians - 20), Nolan Ryan (Angels - 30, Astros - 34, Rangers - 34) and Casey Stengel (Yankees - 37, Mets - 37)

TWINS RETIRED NUMBERS




KENT HRBEK

14

Kent Hrbek grew up in the shadows of Metropolitan Stadium in Bloomington and was destined to become a Minnesota Twin. The big kid had more fun than most and treated Twins fans to much excitement from the day he donned a Twins uniform, homering in his major league debut in the 12th inning at Yankee Stadium to give the Twins a win on August 24, 1981. He finished his career with 293 home runs and 1,086 RBI, both good for second most in club history.

Hrbek, who was runner-up to Cal Ripken Jr. for American League Rookie of the Year in 1982, made his only All-Star appearance that season. He was most appreciated by his teammates and Twins fans for his upper-deck power, agility and for being one of the best ever to play first base. He is among club leaders in nearly every offensive category, but may be best remembered for his Game 6 grand slam in the 1987 World Series, or for his tag of Atlanta's Ron Gant in Game 2 of the 1991 World Series.

He had his number 14 formally retired August 13, 1995 and was selected to the Twins 40th Season Anniversary All-Time Team in 2000. He was inducted into the Twins Hall of Fame on August 12, 2000, was selected to the All-Metrodome team in 2009 and was named one of the "50 Greatest Twins" in 2010.



KIRBY PUCKETT

34

Considered by most to be the greatest Twin, 'Puck' was baseball's jewel for 12 incredible seasons. He was a hero from day one, when he became the ninth player in history to collect four hits in his first game on May 8, 1984 at California. The dramatic entrance proved to be just the first of many heroic performances leading up to his shining moment on October 26, 1991, during Game 6 of the World Series against Atlanta. He went 3-for-4, robbed Ron Gant of an extra-base hit, and became the ninth player to end a World Series game with a home run on the final pitch with a drive off Charlie Leibrandt in the 11th inning to force a seventh game.

The 10-time All-Star, six-time Gold Glove Award winner and five-time Silver Slugger Award winner had his career cut short when he awoke with blurred vision caused by glaucoma on March 28, 1996. He was later forced to announce his retirement due to irreversible damage to the retina in his right eye on July 12. He retired as the Twins' all-time leader in hits (2,304), doubles (414), total bases (3,453), at-bats (7,244) and runs (1,071).

Puckett was one of the game's greatest community leaders and was given Major League Baseball's Roberto Clemente Man of the Year Award in 1996. He was elected to the Baseball Hall of Fame on the first ballot in 2001 and became the third-youngest living electee in baseball history (behind Sandy Koufax and Lou Gehrig). He had his number 34 formally retired May 25, 1997 and was selected to the Twins 40th Season Anniversary All-Time Team in 2000. He was inducted into the Twins Hall of Fame on August 12, 2000, was selected to the All-Metrodome Team in 2009 and named one of the "50 Greatest Twins" in 2010. Puckett passed away on March 6, 2006.



BERT BLYLEVEN

28

After breaking into the big leagues at the age of 19, Blyleven would go on to pitch 11 of his 22 major league seasons with the Twins (1970-76 and 1985-88). His knee-buckling curveball, competitive drive and his knack for being the clubhouse prankster are only a few reasons why Blyleven had a successful career.

Blyleven was named the 1970 American League Rookie Pitcher of the Year and was selected to the American League All-Star Team in 1973 and 1985. He finished his Twins career with a record of 149-138 and a 3.28 ERA. His 2,035 strikeouts are the most in Twins history, while his 149 wins rank second.

The winner of two World Series Championships (1979 with Pittsburgh and 1987 with Minnesota), Blyleven ranks fifth on Major League Baseball's all-time strikeouts list with 3,701.

His number 28 was formally retired July 16, 2011, becoming the first Twins pitcher to have his number retired. Blyleven was selected to the Twins 40th Season Anniversary All-Time Team in 2000. He was inducted into the Twins Hall of Fame in 2002, was selected to the All-Metrodome Team in 2009 and named one of the "50 Greatest Twins" in 2010. Blyleven was inducted into the National Baseball Hall of Fame in Cooperstown, NY on July 24, 2011, becoming the first Hall of Famer born in the Netherlands.

DID YOU Know?

...that with the retirement of Joe Mauer's number 7 in 2019, just 10 other MLB franchises will have more retired numbers than Minnesota: New York-AL - 22, St. Louis - 12, Chicago-AL - 11, Atlanta - 10, Boston - 10, Cincinnati - 10, San Francisco - 10, Houston - 9, Los Angeles-NL - 9, and Pittsburgh - 9 (list excluding Jackie Robinson's number 42)

TWINS RETIRED NUMBERS




TOM KELLY

10

'TK' took over the managerial duties for the Twins on September 12, 1986. In his first full season (1987) as the skipper, he led the Twins to their first World Series Championship. He led the club to their second World Series victory in 1991, which marked the first time in major league history that a team went from last place one season to World Champions the next.

The 1991 American League Manager of the Year had a managerial record of 1140-1244, which places him first on Minnesota's all-time list in wins and games managed. At the time of his retirement after the 2001 season, Kelly was the longest tenured manager/coach in all of major sports. His number 10 was formally retired September 8, 2012, becoming the first Twins manager to receive the honor. Kelly was selected manager on the Twins 40th Season Anniversary All-Time Team in 2000 and was named one of the "50 Greatest Twins" in 2010.




JOE MAUER

7

The hometown St. Paul kid and first overall pick in the 2001 First-Year Player Draft came out of Cretin-Derham Hall High School to play for the team he watched growing up on the other side of the Mississippi River. Mauer played 15 seasons in a Twins uniform from 2004-18, joining Tony Oliva as the only players in club history to reach that particular feat. During that time, the 2009 American League Most Valuable Player was named to six AL All-Star teams, earned five Louisville Slugger Silver Slugger Awards, three Rawlings Gold Glove Awards and became the only American League catcher to ever win a batting title, doing so three different times in 2006, 2008 and 2009.

The former catcher turned first baseman ranks first on the Twins all-time list in doubles (428) and times on base (3,087); second in games (1,858), hits (2,123) and walks (939); fifth in RBI (923) and 11th in home runs (143). He was selected to the All-Metrodome team in 2009 and was named one of the "50 Greatest Twins" in 2010. Mauer was a finalist for the Roberto Clemente Award for Outstanding Community service four times in his career, along with countless charitable endeavors from Joe and his family. Mauer's number was formally retired on June 15, 2019.



JACKIE ROBINSON

42

Jackie Robinson broke baseball's color barrier when Branch Rickey brought him up to the Brooklyn Dodgers in 1947. He brought a dynamic style of play to the game and terrorized the base paths. Robinson also proved to be an excellent hitter and a superb defensive infielder. He was voted the National League MVP in 1949 when he hit a league-leading .342 and drove in 124 runs. He batted .311 in his 10-year career and set several fielding records for second basemen.

In conjunction with the 50th anniversary celebration of Robinson breaking baseball's color barrier, Commissioner Bud Selig announced on April 15, 1997 at Shea Stadium that Major League Baseball would retire his uniform number 42 in perpetuity. The Minnesota Twins officially retired his number on May 23, 1997.



MINNESOTA TWINS HALL OF FAME

The Minnesota Twins Hall of Fame, which honors players, coaches and off-field personnel who have contributed to the organization's growth and success since the Twin Cities broke into the major leagues in 1961, was created as part of the club's 40th Season Celebration in 2000.

The inaugural class of Twins Hall of Famers, inducted on August 12, 2000, included Harmon Killebrew, Rod Carew, Tony Oliva, Kent Hrbek, Kirby Puckett and Calvin Griffith. The 2001 class included Herb Carneal and Jim Kaat while Bert Blyleven and Tom Kelly were inducted in 2002. Bob Allison and Bob Casey were inductees for 2003, Earl Battey was honored in 2004, Carl Pohlad and Frank Viola in 2005, Zoilo Versalles in 2006, Gary Gaetti and Jim Rantz in 2007, Rick Aguilera in 2008, Brad Radke and George Brophy in 2009, Greg Gagne in 2010, Jim Perry in 2011, Camilo Pascual in 2012, Eddie Guardado and Tom Mee in 2013, Chuck Knoblauch was elected in 2014, no player or non-player was elected in 2015, Torii Hunter and John Gordon were elected in 2016, Michael Cuddyer and Andy MacPhail in 2017, Johan Santana in 2018, Joe Nathan and Jerry Bell in 2019 and Justin Morneau will be inducted in 2020.

Below is the criteria for the Minnesota Twins Hall of Fame.

Player – Service time of three seasons with Twins and retirement from Major League Baseball. Voting is conducted by a 71-member fan vote as one "member." All candidates with at least 60% of the vote are elected.

Non-Player – Will be elected by a 27-member veterans committee consisting of all living Twins Hall of Fame members, Twins front office personnel and local Twins historians. Those eligible to be voted into the Twins Hall of Fame via the Veterans Committee balloting include owners, managers, coaches, scouts, broadcasters, media and front office personnel. All candidates with at least 60% of the vote are elected.



★ CLASS OF 2000 ★

HARMON KILLEBREW
FIRST BASEMAN, 1961-74 (SEE PAGE 448)

ROD CAREW
SECOND BASEMAN, 1967-78 (SEE PAGE 448)

TONY OLIVA
OUTFIELDER, 1962-76 (SEE PAGE 448)

KENT HRBEK
FIRST BASEMAN, 1981-94 (SEE PAGE 449)

KIRBY PUCKETT
OUTFIELDER, 1984-95 (SEE PAGE 449)



CALVIN GRIFFITH
PRESIDENT & PRINCIPAL OWNER, 1961-1983

Griffith was instrumental in bringing Major League Baseball to the state of Minnesota. He moved the Washington Senators to the Twin Cities for the 1961 season, providing Minnesota with its first Major League Baseball team.

In his 24 seasons as president and principal owner, the Twins were 1,930-1,887 with two American League West Division championships (1969 and 1970), one AL pennant (1965) and one All-Star Game (1965), while attracting 25,664,104 fans.

Griffith was involved in baseball for over 60 years and was known not only for his keen eye of baseball talent, but for his deep passion for the game. He was a member of the inaugural class of the Twins Hall of Fame, inducted on August 12, 2000. Griffith passed away from complications from a kidney infection on October 20, 1999. He was memorialized in the Metrodome with a row of seats from Metropolitan Stadium. "Calvin's Seats" hosted underprivileged families at every Twins home game.

★ CLASS OF 2001 ★



HERB CARNEAL
RADIO BROADCASTER, 1962-2006

The dean of American League radio broadcasters, Carneal was a broadcaster of Twins games for 45 years. He was the 1996 recipient of the Ford C. Frick Award, the highest honor given to a baseball broadcaster, which is presented annually to broadcasters who make major contributions to baseball and its fans.

Hired away from the Baltimore Orioles in 1962, where he was part of the play-by-play team for five years, Carneal was behind the microphone for all but the first of the Twins' first 46 seasons in Minnesota. Carneal passed away on April 1, 2007. The H.H.H. Metrodome baseball pressbox was named in his honor, as is the Target Field pressbox.



JIM KAAT

LEFT-HANDED PITCHER, 1961-73

Kaat spent 13 of his 25 major league seasons with the Twins and won 10 or more games for the Twins in every season except his first (1961), when he won nine games. Kaat's best season of his career came in 1966, when he was selected to his second of three career All-Star Games (1962 and 75). He finished the season 25-13 with a 2.75 ERA, leading the league in games started (41), wins, innings pitched (304.2) and complete games (19).

Kaat won 16 consecutive Rawlings Gold Gloves from 1962 to 1977.

Kaat pitched in the postseason in two separate years for the Twins, the 1965 World Series and the 1970 American League Championship Series. He is the Twins' all-time leader in wins (189), games started (422) and innings pitched (2959.1), and is second in complete games (133), shutouts (23) and strikeouts (1824). Kaat was also selected as the left-handed pitcher on the Twins 25th Anniversary Team in 1986 and the Twins 40th Season Anniversary All-Time Team in 2000. In 2010, he was named one of the "50 Greatest Twins."

★ CLASS OF 2002 ★

BERT BLYLEVEN

RIGHT-HANDED PITCHER, 1970-76 & 85-88
[SEE PAGE 449]

TOM KELLY

MANAGER, 1986-2001 [SEE PAGE 450]

★ CLASS OF 2003 ★



BOB ALLISON

OUTFIELDER, 1961-70

Allison was the American League Rookie of the Year and an All-Star while beginning his career with the Washington Senators in 1959, and continued his success when the franchise moved to Minnesota in 1961. Allison will be remembered most by Twins fans for his diving catch in Game 2 of the 1965 World Series. He was also selected to the All-Star team in 1963 and 1964. Allison was named the leftfielder on the Twins 25th Anniversary

Team in 1986, as an outfielder on the Twins 40th Season Anniversary All-Time Team in 2000 and as one of the "50 Greatest Twins" in 2010. The Twins honored his legacy in 2005 with the creation of the annual Bob Allison Award for Leadership.

Allison passed away after a long battle with ataxia in 1995.



BOB CASEY

PUBLIC ADDRESS ANNOUNCER, 1961-2004

The only public address announcer the team had ever known, Casey was a part of the Twins since their move from Washington in 1961. His voice being a fixture for Twins fans, Casey exuded enthusiasm and excitement game after game, year after year. From the first pitch at Metropolitan Stadium in 1961 to his final game in 2004, Casey was the man behind the microphone.

Casey passed away in 2005 from complications with liver cancer.

★ CLASS OF 2004 ★



EARL BATTEY

CATCHER, 1961-67

Battey spent parts of 13 seasons in the big leagues, including seven with Minnesota from 1961 to 1967. In his seven seasons as a twin, he batted .278 (768-for-2762) with 76 home runs and 350 RBI in 853 games. He was instrumental in the Twins' 1965 World Series appearance against the Los Angeles Dodgers after batting .297 in 131 games during the regular season.

Battey's numerous accolades include four All-Star appearances (1962, '63, '65 and '66), three Rawlings Gold Glove Awards as a catcher (1960, '61 and '62), three top ten American League MVP Award finishes (1960, '63 and '65) and the 1963 Calvin R. Griffith Award as Most Valuable Twin. Battey was selected as the catcher on the Twins 25th Anniversary Team in 1986 and the Twins 40th Season Anniversary All-Time Team in 2000, and was named one of the "50 Greatest Twins" in 2010.

Battey passed away in 2003 from complications with cancer.

★ CLASS OF 2005 ★



CARL R. POHLAD
OWNER, 1984-2009

With the franchise facing a possible move out of state, Pohlad purchased the Twins in 1984. He was motivated by a sense of community responsibility and a feeling that major league sports, particularly baseball, are important assets that contribute to the quality of life in the community.

Pohlad enjoyed great success upon taking ownership of the Twins by providing leadership that resulted in two World Series Championships in 1987 and 1991 and back-to-back-to-back American League Central Division Championships from 2002 to 2004.

The on-field success of the franchise was largely due to Pohlad's ability to build and manage an exceptional baseball organization with a strong emphasis on player development. In addition, the Pohlad family has given millions of dollars and countless hours of their time back to the community and region through programs in the Twins Community Fund and the Carl and Eloise Pohlad Family Foundation.

Pohlad passed away on January 5, 2009.



FRANK VIOLA
LEFT-HANDED PITCHER, 1982-89

'Sweet Music' was a mainstay in the Twins starting rotation from 1982 to 1989, winning at least 16 games each season from 1984 to 1988 and helping the Twins to their first World Series Championship in 1987.

Viola was named 1987 World Series MVP, posting wins in Games 1 and 7, and had his finest individual season in 1988 when he posted a 24-7 record with a 2.64 ERA to earn American League Cy Young Award honors.

Viola ranks among the top 10 in several Twins all-time pitching categories, including wins (112, 5th), games started (259, 4th), complete games (54, 6th), shutouts (10, tied for 7th), innings pitched (1772.2, 5th), and strikeouts (1214, 5th). Viola was named an American League All-Star in 1988, was selected as a left-handed pitcher on the Twins 40th Season Anniversary All-Time Team in 2000 and was named one of the "50 Greatest Twins" in 2010.

★ CLASS OF 2006 ★




ZOILLO VERSALLES
SHORTSTOP, 1961-67

Versalles was a slick-fielding shortstop through his seven seasons (1961-67) as a Twin, winning the American League MVP award in 1965 when he hit .273 with 19 home runs and a career-high 77 RBI. Versalles also earned his second Rawlings Gold Glove Award in 1965 and made the second of his two All-Star Game appearances that same season, leading the Twins to their first World Series appearance.

In 1965, Versalles led the American League in runs (126), total bases (308), doubles (45), triples (12) and extra-base hits (76). He spent 12 seasons in the major leagues, playing in 1,400 games with Washington (1959-60), Minnesota (1961-67), Los Angeles-NL (1968), Cleveland (1969), Washington Senators (1969) and Atlanta (1971). Versalles was named one of the "50 Greatest Twins" in 2010.

Versalles passed away on June 9, 1995.

★ CLASS OF 2007 ★




GARY GAETTI
THIRD BASEMAN, 1981-90

Gaetti, a four-time Rawlings Gold Glove third baseman (1986-89), played 10 seasons for the Twins from 1981 to 1990 and was the Opening Day third baseman for nine consecutive years (1982-90). Gaetti helped guide the Twins to their first World Championship in 1987, as he hit 31 homers and drove in a team-high 109 runs.

During the 1987 ALCS against Detroit, Gaetti hit .300 (6-for-20) with two home runs, five RBI and was named the Series MVP. A two-time American League All-Star, Gaetti ranks eighth in RBI (758), games (1361), at-bats (4989), doubles (252) and home runs (201); and ninth in total bases (2181) and hits (1276) on Minnesota's all-time lists. His .977 fielding percentage in 1988 is still the highest single season percentage by a Twins third baseman.

Gaetti spent 20 seasons in the major leagues, playing in 2,507 games with Minnesota (1981-90), California (1991-93), Kansas City (1993-95), St. Louis (1996-98), Chicago-NL (1998-99) and Boston (2000). He was named one of the "50 Greatest Twins" in 2010.



JIM RANTZ

PITCHER & FRONT OFFICE, 1961-2012

Jim Rantz was a member of the Twins from their inception in 1961 to his retirement after the 2012 season. The former Golden Gopher signed his first professional contract with the Washington Senators in 1960, and after spending five years as a player and minor league manager he joined the Twins front office following the 1965 season.

He spent four years as Assistant Public Relations Director before moving into the minor league and scouting department. Rantz was named Director of Minor League Operations in January of 1986 and assumed full administration of the Twins' minor league baseball operations. In 1997, he was the Topps' Long and Meritorious Service Award winner. Under the guidance of Rantz, the Twins organization was named Topps' Organization of the Year in 2000 and was again recognized by *Baseball America* as Organization of the Year in 2002 and 2004. In 2008, he was selected by Minor League Baseball as the first recipient of the Sheldon "Chief" Bender award for distinguished service, player development and fostering good relationships with an organization's affiliates. In 2015, he was named President of the Association of Professional Ballplayers of America.

★ CLASS OF 2008 ★



RICK AGUILERA

RIGHT-HANDED PITCHER, 1989-95 & 96-99

Aguilera, a three-time All-Star pitcher (1991-93), played in parts of 11 seasons for the Twins from 1989 to 1995 and 1996 to 1999 and is second on the Twins franchise list with 254 saves. Aguilera helped guide the Twins to their second World Championship in 1991, as he posted a 2.35 ERA while recording 42 saves in 63 games. During the 1991 ALCS, 'Aggie' recorded a save in three of the Twins' four wins, including the decisive Game 5. He allowed just one hit in 3.1 scoreless innings during the series.

Aguilera's career-high 42 saves in 1991 ranked third in the American League, and he recorded 30 or more saves in five seasons with the Twins. Aguilera also ranks second all-time among Twins players with 490 career appearances.

He spent 16 seasons in the major leagues, appearing in 732 games (89 starts) with the New York Mets (1985-89), Minnesota, Boston (1995) and the Chicago Cubs (1999-2000). Aguilera's 318 career saves rank 22nd on Major League Baseball's all-time saves list. He was named one of the "50 Greatest Twins" in 2010.

★ CLASS OF 2009 ★



BRAD RADKE

RIGHT-HANDED PITCHER, 1995-2006

Radke, who was originally drafted in the eighth round of the 1991 First-Year Player Draft, played his entire career with the Twins (1995-2006) and was the Opening Day starter nine times, including seven consecutive seasons from 1999 to 2005. Radke won 11 games in his rookie campaign in 1995 and won a career-high 20 games in 1997. He was named the American League Pitcher of the Month two times in his career, including July of 1997

when he went 6-0 with a 1.57 ERA and again in April of 2001 when he posted a 6-0 record with a 2.23 ERA.

The Wisconsin native, who was named to the 1998 American League All-Star team, ranks second on the Twins all-time list in starts (377); third in wins (148), strikeouts (1467) and innings pitched (2451.0); and eighth in games (378). Radke had a career 4.22 ERA and went 2-3 with a 3.60 ERA in six Postseason starts, including 2-0 in the 2002 Division Series vs. Oakland. He was named one of the "50 Greatest Twins" in 2010.



GEORGE BROPHY

FRONT OFFICE, 1961-85

Brophy was an original member of the Twins organization in 1961. When the Twins replaced the Class AAA Minneapolis Millers and the St. Paul Saints as the featured team in Minnesota in 1961, Brophy, who was the Millers general manager, went to work for Sherry Robertson in the minor league department.

After Robertson's death in 1969, Brophy was named the Twins Vice President in October of 1970 and oversaw the minor league system and scouting departments. Brophy held the position until 1985 when health problems triggered an early retirement from the Twins organization.

Brophy's duties included full administration of the minor league departments, including the working relationships with the Twins minor league affiliates. He was responsible for player moves at the minor league level and for the development of young talent for the major league club. Brophy also handled contract negotiations with minor league players. In 1984, he was named the Topps' Long Meritorious Service Award winner.

Brophy, who also served as a special assignment scout for the Houston Astros before he retired in 1996, passed away in 1998 at the age of 72 from complications stemming from aplastic anemia.

★ CLASS OF 2010 ★



GREG GAGNE SHORTSTOP, 1983-92

Gagne, who was originally drafted in the fifth round of the 1979 First-Year Player Draft by the New York Yankees, was traded to Minnesota in April of 1982 and debuted with the Twins the following season.

The 15-year veteran played 10 seasons with the Twins (1983-92) and became the Twins' everyday shortstop in 1985. Gagne appeared in 1,140 games for the Twins, posting a .980 career fielding percentage.

The Massachusetts native was a member of both 1987 and 1991 World Championship teams and did not commit an error in 37 total chances during the seven-game series vs. Atlanta in 1991. In Game 1 of that series, Gagne helped guide the Twins to a 5-2 victory with a three-run home run in the fifth inning off Braves starter Charlie Leibrandt.

In 2009, Gagne, was named to the Twins All-Metrodome Team commemorating the Twins era from 1982 to 2009. He was named one of the "50 Greatest Twins" in 2010.

★ CLASS OF 2011 ★



JIM PERRY RIGHT-HANDED PITCHER, 1963-72

Perry played 17 seasons in the major leagues, including 10 with the Twins from 1963 to 1972. He made back-to-back All-Star appearances in 1970 and 1971 and won the American League Cy Young Award in 1970, leading the league with 24 wins and 40 starts. He became the first Twin to win the award, going 24-12 with a 3.04 ERA and striking out 168 in 278.2 innings pitched.

Perry went 128-90 with a 3.15 ERA during his time with the Twins and ranks fourth on the Twins all-time list in wins and innings pitched (1,883.1), is fifth in starts (249) and complete games (61) and sixth in strikeouts (1,025). His 3.15 ERA is the best among Twins with a minimum of 1,000.0 innings pitched. He posted double-digit victories in six of his 10 seasons with the Twins, including three consecutive seasons of 17-plus wins from 1969 to 1971. The North Carolina native went 12-7 with a 2.63 ERA in 1965, guiding the Twins to their first World Series appearance. He was named to the 40th Season Anniversary All-Time Team in 2000 and one of the "50 Greatest Twins" in 2010.

Perry pitched in 630 games at the major league level from 1959-75, playing for Cleveland, Minnesota, Detroit and Oakland. Born in 1935, Perry is the second-oldest living member of the Twins Hall of Fame. His brother, Gaylord, was inducted into the National Baseball Hall of Fame in 1991.

★ CLASS OF 2012 ★



CAMILO PASCUAL RIGHT-HANDED PITCHER, 1961-66

Pascual played 18 seasons in the major leagues, including 13 with the Minnesota Twins and Washington Senators franchise from 1954 to 1966. He was the first ever Twins All-Star in 1961 and has appeared in more All-Star games than any pitcher in franchise history since 1950, playing in five Midsummer Classics from 1959 to 1964.

He went 145-141 with a 3.66 ERA during his time with the Twins and Senators, ranking second on the franchise all-time list in shutouts (31), third in strikeouts (1885), fourth in innings pitched (2465.0) and fifth in wins (145) and starts (331). He went 88-57 with a 3.31 ERA in six seasons in a Twins uniform from 1961 to 1966, ranking third in shutouts (18), seventh in strikeouts (994), and eighth in wins (88), innings pitched (1284.2) and starts (179). He was the Twins' first 20-game winner, recording 20 victories in 1962 and 21 in 1963, while leading the AL in complete games, shutouts and strikeouts in nearly every season from 1959 to 1963. He pitched in 529 games from 1954 to 1971, playing for Washington, Minnesota, the Cincinnati Reds, Los Angeles Dodgers and Cleveland Indians.

Born in 1934, Pascual is the oldest living member of the Twins Hall of Fame. The Havana native is a member of the Latino Baseball Hall of Fame and Cuban Baseball Hall of Fame, ranking second to only Luis Tiant in strikeouts among Cuban-born major leaguers. Pascual was also selected to the Twins 25th Anniversary team in 1986, the 40th Season Anniversary All-Time Team in 2000 and one of the "50 Greatest Twins" in 2010.

★ CLASS OF 2013 ★



EDDIE GUARDADO LEFT-HANDED PITCHER, 1993-2003 & 08

Guardado played 17 years in the major leagues, including 12 seasons with the Twins from 1993 to 2003 and again in 2008. "Every Day Eddie" is the Twins' all-time leader in games, appearing in 648 throughout his career and recording at least 60 appearances in eight different seasons.

The two-time All-Star was the club's closer from 2001 to 2003 and helped lead the team to two division titles. He led the American League with 45 saves in 2002, while his 116 career saves as a Twin rank fourth in club history.

His 83 games in 1996 and 45 saves in 2002 both rank second on Minnesota's all-time single season lists. He is one of just three pitchers in Twins history to record 40 or more saves in consecutive seasons, having done it in 2002 (45) and 2003 (41). Additionally, he is the Twins all-time leader in innings (579.0) for a reliever, and ranks second among Twins relievers in strikeouts (550) and wins (34).

The Stockton, California native was drafted by the Twins in the 21st round of the 1990 First-Year Player Draft and spent parts of his major league career with Seattle, Cincinnati and Texas. The left-hander was named one of the "50 Greatest Twins" in 2010.



TOM MEE

MEDIA RELATIONS, OFFICIAL SCORER & BROADCASTER, 1961-2007

Mee began his career in 1957 and was witness to the first Twins baseball game in 1961. Widely regarded as the organization's first employee, Mee had many roles within the organization, including serving as the club's backup radio and television announcer and public address speaker. He was most well-known for his role as Director of Media Relations, a position he held for 30 years.

The St. Paul native received the Robert O. Fishel award for Public Relations excellence in 1988 before retiring in 1991. He was the second recipient of the Herb Carneal Lifetime Achievement Award in 2007. Mee, who also served as the Twins official scorer after retirement, dedicated his life to baseball in Minnesota and is vastly responsible for the Twins' rich history. The Tom Mee Library, which is located in the Baseball Communications office at Target Field, is named in his honor. Mee passed away in December of 2016.

★ CLASS OF 2014 ★



CHUCK KNOBLAUCH*

SECOND BASEMAN, 1991-97

Knoblauch played 12 years in the major leagues, including seven seasons with the Twins from 1991 to 1997. He finished his Twins career playing in 1,013 games, with 1,197 hits, 210 doubles, 51 triples, 43 home runs, 391 RBI, 513 walks and holds the Twins' all-time career stolen base record with 272, including a franchise single-season record of 62 steals in 1997. Additionally, his 140 runs scored in 1996 are still the single-season club record, as he hit .341 that year. The four-time All-Star became the club's everyday second baseman in 1991 when he appeared in 151 games, hitting .281 with 24 doubles, 25 stolen bases and a .351 on-base percentage, earning American League Rookie of the Year honors in a World Championship season. His 713 runs scored rank eighth on the Twins all-time list while his career .304 batting average ranks seventh.

The Houston, Texas native was drafted by the Twins in the first round (25th overall) of the 1989 First-Year Player Draft and spent the remainder of his major league career with the Yankees (1998-2001) and Kansas City (2002). The second baseman was named to the All-Metrodome Team in 2009 and was named one of the "50 Greatest Twins" in 2010. He still remains the Twins all-time leader in several offensive categories by a second baseman.

*elected but not inducted

★ CLASS OF 2016 ★



JOHN GORDON

RADIO BROADCASTER, 1987-2011

Gordon joined the Twins in 1987 and spent 25 seasons as the Twins' radio play-by-play voice. The Detroit native called both of Minnesota's 1987 and 1991 World Championships and is widely known by Twins fans for his "Touch 'Em All" home run call, specifically Kirby Puckett's walk-off homer in Game 6 of the 1991 World Series.

He began his broadcasting career with the Spartanburg Phillies in 1965 and broadcasted for various sports and organizations, including the Baltimore Orioles, the University of Virginia, Triple-A Columbus and other affiliates of the Yankees organization.

For his work with the Spartanburg Phillies, Gordon was inducted into the South Atlantic League's Hall of Fame on June 19, 2001. He was also inducted into the Minnesota Broadcasting Hall of Fame on October 10, 2008.

Gordon played a fictional Twins broadcaster, Wally Holland, in the 1994 movie *Little Big League*. He called his final game on September 28, 2011. The Twins honor his legacy by awarding a radio affiliate throughout Twins Territory each season with the John Gordon Award, and the Twins radio booth was named in his honor in 2011.



TORII HUNTER

OUTFIELDER, 1997-2007 & 15

Hunter played 19 years in the major leagues, including 12 seasons with the Twins from 1997 to 2007 and again in 2015. Hunter, who is considered one of the most popular players in club history both on and off the field, helped lead the Twins to three consecutive AL Central division titles in 2002, 2003 and 2004, then again in 2006.

In 2002, Hunter became the first Twin since Kirby Puckett (1995) to start an All-Star Game and created one of the most iconic moments of his career, robbing Barry Bonds of a first inning home run. Known for his infectious smile and community efforts, Hunter was presented with the Branch Rickey Award in 2009, recognizing excellence in charity work.

He finished his Twins career playing in 1,373 games with 1,343 hits, 281 doubles, 26 triples, 214 home runs, 792 RBI, 739 runs scored, 354 walks and 128 stolen bases. Hunter was a five-time All-Star with the Twins, Angels and Tigers, won nine Rawlings Gold Glove Awards and won two Louisville Slugger Silver Slugger Awards over his 19-year career. He currently ranks fifth on the Twins all-time list in home runs, and seventh in RBI, extra-base hits (521), games, hits, doubles, runs and total bases (2,318).

The Pine Bluff, Arkansas native was drafted as a 17-year-old by the Twins in the first round (20th overall) of the 1993 First-Year Player Draft. He was named one of the "50 Greatest Twins" in 2010 and was named to the "All-Metrodome" Team in 2009.

★ CLASS OF 2017 ★



ANDY MACPHAIL
GENERAL MANAGER, 1985-94

MacPhail was named the third General Manager in Twins history following the 1985 season. He spent 10 seasons in the Twins Front Office, including nine seasons as the club's General Manager from 1986 to 1994. During his tenure, he led the Twins to two World Championships, including the club's first in 1987.

He was named *The Sporting News* Executive of the Year in 1991 as the Twins clinched their second World Series title after a regular season record of 95-67, following 74 wins and a last-place finish the previous season. During his leadership, the Twins compiled a record of 710-699.

MacPhail has since gone on to serve as Chief Executive Officer for the Chicago Cubs from 1994 to 2006, President of Baseball Operations for the Baltimore Orioles from 2007 to 2011, and President of the Philadelphia Phillies since June of 2015.



MICHAEL CUDDYER
OUTFIELDER, 2001-II

Cuddyer played 15 years in the major leagues, including 11 seasons with the Twins from 2001 to 2011. Considered one of the most popular players in the clubhouse and the community during his time in a Twins uniform, Cuddyer was instrumental in helping lead the Twins to six division titles over a nine-year span from 2002 to 2010. He played in 22 Postseason games for the Twins, hitting .338 with two home runs and eight RBI.

He finished his Twins career playing in 1,139 games with 1,106 hits, 239 doubles, 35 triples, 141 home runs, 580 RBI, 606 runs scored and 411 walks and was named to the 2011 American League All-Star team. He earned another All-Star berth while playing in Colorado in 2013, leading the National League with a .331 batting average and winning a Louisville Silver Slugger Award.

The Norfolk, Virginia native was drafted by the Twins in the first round (9th overall) of the 1997 First-Year Player Draft and ranks ninth on the Twins all-time list in doubles, 11th in RBI and 12th in home runs. He is one of 23 Twins to play 10 or more seasons with the club.

★ CLASS OF 2018 ★



JOHAN SANTANA
LEFT-HANDED PITCHER, 2000-07

Santana played 12 seasons in the major leagues, including eight with the Twins from 2000-07. He was widely considered as baseball's most dominant pitcher in his final few seasons in a Twins uniform. He finished his Twins career going 93-44 with six complete games and four shutouts while posting a 3.22 ERA in 1308.2 innings pitched, 364 walks and 1,381 strikeouts.

The two-time American League Cy Young Award winner (2004 & 2006) had five-straight seasons with at least 12 wins from 2003 to 2008 including a career-best 20 wins in 2004 and an AL-leading 19 wins in 2006. On August 19, 2007, Santana set a Twins record with 17 strikeouts in 8.0 innings against the Rangers, a record that still stands today.

A native of Tovar, Venezuela, Santana was selected by the Twins in the 1999 Rule 5 Draft and ranks fourth in Twins history in strikeouts, second in ERA (min. 1300.0 IP), seventh in wins and innings pitched, and 10th in starts. He was named to three AL All-Star teams with the Twins and won the AL Rawlings Gold Glove Award in 2007.

TWINS HALL OF FAMERS - BATTING STATS AS TWINS

PLAYER	AVG	G	AB	R	H	2B	3B	HR	RBI
Killebrew	.258	2329	7835	1258	2024	277	24	559	1540
Carew	.334	1635	6235	950	2085	305	90	74	733
Oliva	.304	1676	6301	870	1917	329	48	220	947
Hrbeck	.282	1747	6192	903	1749	312	18	293	1086
Puckett	.318	1783	7244	1071	2304	414	57	207	1085
Allison	.254	1236	3926	648	999	167	41	211	641
Batthey	.277	990	3228	346	894	139	12	91	410
Versalles	.250	1109	4252	570	1061	190	58	87	406
Gaetti	.256	1361	4989	646	1276	252	25	201	758
Gagne	.249	1140	3386	452	844	183	35	69	335
Hunter	.268	1373	5013	739	1343	281	26	214	792
Cuddyer	.272	1139	4072	606	1106	239	35	141	580
Morneau	.278	1278	4749	669	1318	289	16	221	860

★ CLASS OF 2019 ★



JOE NATHAN
RIGHT-HANDED PITCHER, 2004-11

Nathan pitched 16 seasons in the major leagues, including seven with the Twins from 2004-11. He finished his Twins career with a record of 24-13, a 2.16 ERA (463.1 IP, 111 ER), 134 walks, 561 strikeouts and a club-record 260 saves in 460 games.

Nathan was named to the American League All-Star team four times for Minnesota and was the closer on three different American League Central Division championship teams. Regarded as one of baseball's best closers for his era, he saved 35-plus games in six different seasons in Minnesota and led all of baseball in saves over a six-season stretch from 2004-09, saving 246 games during that time. Nathan was named the co-winner of the American League Rolaids Relief Man of the Year Award with New York's Mariano Rivera in 2009 after saving a club-record 47 games. The former right-hander pitched for five different teams over his career (San Francisco, Minnesota, Texas, Detroit and Chicago-NL), compiling 377 saves, ranking him eighth on baseball's all-time list.

The Houston, Tex. native was originally drafted by San Francisco in the sixth round of the 1995 First-Year Player Draft and was acquired by the Twins as part of a four-player trade in exchange for catcher A.J. Pierzynski in November 2003. He was named one of the "50 Greatest Twins" in 2010 and was named to the "All-Metrodome" Team in 2009.



JERRY BELL
PRESIDENT/FRONT OFFICE, 1987-2014

Bell was named the third president in Twins history in January 1987. He spent 16 years as Minnesota's Chief Executive, helping lead the team's business operations and he was instrumental in the 1987 and 1991 World Championship seasons.

During his tenure, Bell led the effort to ensure the long-term viability of the Minnesota Twins and specifically oversaw the development, design, construction and opening of Target Field in 2010. Other accomplishments include setting an American League attendance record in 1988, when the Twins became the first AL team to attract more than three million fans. He also led the development and construction of Minnesota's spring training facility, CenturyLink Sports Complex, located in Ft. Myers, Fla., which opened in 1991. In addition, Bell became the fourth recipient of the Herb Carneal Award in 2009 as presented by the Minnesota chapter of the Baseball Writers Association of America.

★ CLASS OF 2020 ★



JUSTIN MORNEAU
FIRST BASEMAN, 2003-13

Morneau played 14 seasons in the major leagues, including 11 with the Twins from 2003-13. He finished his Twins career hitting .278 (1318-for-4749) with 289 doubles, 16 triples, 221 home runs, 860 RBI, 669 runs scored and 501 walks in 1278 games.

The 2006 American League Most Valuable Player hit more than 30 home runs three times for the Twins and recorded over 100 RBI in four seasons. As a member of the Twins, he was named to four straight AL All-Star teams (2007-10) and earned two Louisville Slugger Silver Slugger Awards (2006 & '08). During his 2006 AL MVP campaign he helped lead the Twins to a record of 96-66 and their fourth ever AL Central Division title.

The New Westminster, Vancouver, Canada native was drafted by the Twins in the third round of the 1999 First-Year Player Draft and ranks second on the Twins all-time list in games played at first base, third in home runs, sixth in RBI, and eighth in hits and walks.

TWINS HALL OF FAMERS - PITCHING STATS AS TWINS

	W-L	SV	ERA	G	IP	H	R	ER	BB	SO
Blyleven	149-138	--	3.28	348	2566.2	2369	1044	934	674	2035
Kaat	190-159	6	3.34	484	3014.1	2982	1343	1118	729	1851
Viola	112-93	--	3.86	260	1772.2	1775	842	760	521	1214
Aguilera	40-47	254	3.50	490	694.0	641	298	270	179	586
Radke	148-139	--	4.22	378	2451.0	2643	1233	1150	445	1467
Perry	128-90	5	3.14	376	1883.1	1711	736	659	541	1025
Pascual	145-141	10	3.66	432	2465.0	2283	1127	1002	909	1885
Guardado	37-48	116	4.53	648	704.2	674	368	355	270	610
Santana	93-44	1	3.22	251	1308.2	1068	500	468	364	1381
Nathan	24-13	260	2.16	460	463.1	309	118	111	134	561

TWINS UNIFORM HISTORY



1961-71 Home



1961-71 Road



1972 Home



1972 Road



1973-86 Home



1973-86 Road



1987-2009 Home



1987-2009 Road




1997 Home Alternate



1997-2009 Road Alternate



1999-2009 Home Alternate



2009 Home Alternate

TWINS UNIFORM HISTORY



2006-10
Home Alternate



2010-13
Home Alternate



2010-14
Home




2010-18
Home Alternate



2010-Present
Road




2011-Present Road
Alternate



2015-Present
Home

* Kasota Gold outlines TC on hat



2016-Present
Home Alternate

* Kasota Gold outlines TC on hat



Present
Home Alternate

* Kasota Gold outlines TC on hat



Present
Home Alternate

HISTORY OF THE TWINS PRIMARY LOGO



1961-75



1976-86



1987-93



1994-2009

* Change of red in PMS tone



2010-Present

TWINS UNIFORM HISTORY

SLEEVE PATCHES



Home 1961-86
Road 1961-71, 73-86



1969



Road 1972



1986



Home 1987-93



Road 1987-93



1991



1994



Home 1994-2001



Road 1994-2009



1997



2000



2000 Memorial
(Calvin R. Griffith)



2001



Post-September 11, 2001



Home 2002-09



2004 Memorial
(Eloise Pohlal)



2005



2006 Memorial
(Kirby Puckett)



2007 Memorial
(Herb Carneal)



August 1, 2008
(35W Collapse Anniversary)



Home 2009
(Metrodome Final Season)



Alternate Home
2009-18



2009 Memorial
(Carl Pohlal)



Home 2010-14
Alt Home 2010-13



Road 2010-Present
Alt Road 2011-Present



Home and Alternate
2010



Road and Alternate
2010



2011 Memorial
(Harmon Killebrew)



2014



2010-Present



2016 Memorial
(Jacob Wetterling)



2017



2019



2020

NOTE: Some patches worn temporarily/few games

MINNESOTA TWINS BALLPARKS

METROPOLITAN STADIUM



- » Construction began on June 20, 1955 and the facility opened in 1956 as the home of the Minneapolis Millers. Total cost of Metropolitan stadium was \$10.3 million.
- » The Twins' first game in Minnesota was played on April 21, 1961, a 5-3 loss to the Washington Senators.
- » The "Met" played host to the All-Star Game on July 13, 1965. The National League beat the American League 6-5.
- » Met Stadium also played host to the 1965 World Series and playoff games vs. Baltimore in 1969 and 1970.
- » A shared facility, Metropolitan Stadium was also the home of the Minnesota Vikings (1961-1981) and Minnesota Kicks (1976-1981).
- » Met Stadium hosted many memorable outdoor concerts, including The Beatles in 1965 and The Eagles, Pablo Cruz and the Steve Miller Band in 1978.
- » Jack Kralick and Dean Chance tossed the only two no-hitters by Twins pitchers at Metropolitan Stadium. Kralick's was on August 26, 1962 in a 1-0 win vs. Kansas City and Chance's was on August 6, 1967 in a 2-0 win vs. Boston.
- » On June 9, 1966 vs. Kansas City, the Twins set a major league record by hitting five home runs in one inning (Rich Rollins, Zoilo Versalles, Tony Oliva, Don Mincher and Harmon Killebrew).
- » The longest home run ever hit by a Twin was on June 3, 1967 when Harmon Killebrew hit a 520-foot shot off Lew Burdette of the California Angels.
- » While playing at Metropolitan Stadium, Twins players won three MVP Awards (Zoilo Versalles in 1965, Harmon Killebrew in 1969 and Rod Carew in 1977), one Cy Young Award (Jim Perry in 1970), three Rookie of the Year Awards (Tony Oliva in 1964, Rod Carew in 1967 and John Castino in 1979), and one Manager of the Year Award (Sam Mele in 1965).
- » On September 22, 1968, César Tovar became the second player in major league history to play all nine positions in a game. He was also the first position player to start a game on the mound.

"MET" FIRSTS

GAME: April 21, 1961 vs. Washington Senators (WAS 5, MIN 3)

ATTENDANCE: 24,606

GAME TIME TEMP: 63 degrees

PITCHER: Camilo Pascual, Minnesota

BATTER: Marty Keough, Washington (singled)

TWINS BATTER: Zoilo Versalles (popped out)

HIT: Single by Keough, 1st inning

RUN: Keough, 1st inning

SINGLE: Keough, 1st inning

DOUBLE: Lenny Green, Minnesota, 6th inning

TRIPLE: Roy Sievers, Chicago White Sox, May 1, 1961

HOME RUN: Dale Long, Washington, 1st inning

GRAND SLAM: Mickey Mantle, Yankees, May 2, 1961, off Pascual

WALK: Danny O'Connell, Washington, 3rd inning

STRIKEOUT: Joe McClain, Washington, 3rd inning

STOLEN BASE: Jim Landis, Chicago White Sox, April 30, 1961

WINNING PITCHER: McClain

TWINS WIN: Saturday, April 22, 1961 (MIN 5, WAS 4)

"MET" LASTS

GAME: September 30, 1981 vs. Royals (KC 5, MIN 2)

ATTENDANCE: 15,900

GAME TIME TEMP: 56 degrees

PITCHER: Freddie Arroyo, Minnesota

BATTER: Roy Smalley, Minnesota (popped out)

TWINS BATTER: Smalley (pop up)

HIT: Single by Gary Ward, Minnesota, 9th inning

RUN: U L Washington, Kansas City, 4th inning

SINGLE: Ward in 9th inning

DOUBLE: Washington in 4th inning

TRIPLE: George Brett, Kansas City, September 9, 1981

HOME RUN: Clint Hurdle, Kansas City, 4th inning

GRAND SLAM: Lenny Randle, April 27, 1981, off Don Cooper

WALK: Darryl Motley, Kansas City, 9th inning

STRIKEOUT: Ward, 6th inning

STOLEN BASE: Washington, 2nd inning

WINNING PITCHER: Larry Gura, Kansas City

TWINS WIN: Sunday, September 27 (MIN 5, TEX 2)

MINNESOTA TWINS BALLPARKS

HUBERT H. HUMPHREY METRODOME



- » Opened April 3, 1982, the Hubert H. Humphrey Metrodome was home to the Twins for 28 years. It was the third domed facility in baseball and remained the only air-supported structure of its kind until its demolition in January of 2014.
- » The Metrodome is the only stadium in the world to play host to the World Series (1987 and 1991), Major League Baseball's All-Star Game (1985), the Super Bowl (XXVI, 1992) and the NCAA Final Four Basketball Tournament (1992 and 2001).
- » Construction began on December 20, 1979 and was built by the state of Minnesota at a cost of approximately \$68 million.
- » Field dimensions were 343' down the leftfield line, 385' to the leftfield power alley, 408' to dead centerfield, 367' to the rightfield power alley and 327' down the line in right. The fence from leftfield to centerfield was 7' high (plexiglass was above the left field wall from 1985-94, which made the wall 13' high) and the "baggie" in right field was 23' high, including 16' of plastic tarp installed in 1983.
- » **April 14, 1983:** Roof deflated due to tear caused by heavy snow.
- » **May 4, 1984:** Oakland's Dave Kingman hit a ball into one of roof's drainage holes in a fourth inning at-bat. The ball never came down and Kingman was awarded a ground rule double.
- » **April 26, 1986:** Roof suffered slight tear due to high winds, causing a nine minute delay in the bottom of the seventh inning vs. California.
- » **August 29, 1992:** A power outage in the third inning caused a 23 minute delay vs. New York.
- » **August 5, 2001:** A power outage in the area of Minneapolis surrounding the Metrodome caused the air conditioning to shut down, heating the inside of the dome during the game to a temperature of 91 degrees as the Twins fell to the Royals 10-5.
- » **October 2, 2004:** The Twins and Indians were forced to suspend their game after the 11th inning due to a curfew rule in effect for an upcoming University of Minnesota football game.
- » **October 2, 2005:** Upon the conclusion of his 50th year of broadcasting baseball, the Twins re-named the baseball pressbox "The Herb Carneal Press Box" in honor of their long-time radio broadcaster. Carneal died on April 1, 2007.
- » **August 2, 2007:** The Twins and Royals postponed their 12:10 p.m. game a day after the Interstate 35W bridge collapse in Minneapolis.
- » **October 11, 2009:** The Twins lost to the Yankees in the ALDS, marking the club's final game in the Metrodome.
- » **December 19, 2013:** The Vikings defeated the Lions 14-13 in the final sporting event played in the Metrodome.
- » **January 18, 2014:** As a portion of the demolition for the Minnesota Vikings' new stadium, the Metrodome roof was deflated. Demolition was completed in April of 2014.

METRODOME FIRSTS

GAME: April 6, 1982 vs. Seattle (SEA 11, MIN 7)
> POSTSEASON GAME: October 7, 1987 (LCS) vs. Detroit
ATTENDANCE: 52,279
GAME TIME TEMP: 70 in/28 out
PITCHER: Pete Redfern, Minnesota
BATTER: Julio Cruz, Seattle (struck out)
TWINS BATTER: Jim Eisenreich (grounded out)
HIT: Solo home run by Dave Engle, Minnesota, 1st inning
RUN: Engle in 1st inning
SINGLE: Jim Maler, Seattle, 3rd inning
DOUBLE: Manny Castillo, Seattle, 3rd inning
TRIPLE: Gary Gaetti, Minnesota, 2nd inning
HOME RUN: Engle in 1st inning
GRAND SLAM: Gary Ward, May 10, 1982, off Boston's Mike Torrez
WALK: Castillo in 5th inning
STRIKEOUT: Cruz in 1st inning
STOLEN BASE: Cruz in 5th inning
WINNING PITCHER: Floyd Bannister, Seattle
TWINS WIN: Wednesday, April 7, 1982 (MIN 7, SEA 5)

METRODOME LASTS

GAME: October 6, 2009 vs. Detroit (MIN 6, DET 5; 12 inn.)
> POSTSEASON GAME: October 11, 2009 (ALDS) vs. New York
ATTENDANCE: 54,088
GAME TIME TEMP: 68 in/43 out
PITCHER: Fernando Rodney, Detroit
BATTER: Alexi Casilla (walk-off single)
TWINS BATTER: Casilla (walk-off single)
HIT: Single by Casilla, 12th inning
RUN: Carlos Gómez, 12th inning
SINGLE: Alexi Casilla, 12th inning
DOUBLE: Brandon Inge, Detroit, 10th inning
TRIPLE: Michael Cuddey, 10th inning
HOME RUN: Magglio Ordóñez, Detroit, 8th inning
GRAND SLAM: Delmon Young, October 2, 2009 off Lenny DiNardo
WALK: Delmon Young, 12th inning
STRIKEOUT: Gerald Laird, Detroit, 12th inning
STOLEN BASE: Gómez, October 4, 2009
WINNING PITCHER: Bobby Keppel
TWINS WIN: Tuesday, October 6, 2009 (MIN 6, DET 5; 12 inn.)

Regular season only

25TH ANNIVERSARY TEAM



In 1986, the Minnesota Twins celebrated 25 years of baseball in Minnesota. As part of that celebration, the Twins held a 25th Anniversary Reunion from July 31 to August 3. The weekend began with a banquet in which the Silver Anniversary Team, voted by fans, was announced. The weekend concluded with an Old Timers game, featuring the 1965 World Series Twins against other former Twins, and a pre-game ceremony honoring the Silver Anniversary Team. Fans were treated to a Camera Night in which they were able to take pictures with their favorite former Twins and received a frameable team poster. Below is the 25th Anniversary Team.

POS	PLAYER	YEARS
LF	Bob Allison	1961-70
CF	Cesar Tovar	1965-72
RF	Tony Oliva	1962-76
3B	John Castino	1979-84
SS	Zoilo Versalles	1961-67
2B	Rod Carew	1967-78
1B	Harmon Killebrew	1961-74
C	Earl Battey	1961-67
LHP	Jim Kaat	1961-73
RHP	Camilo Pascual	1961-66
RP	Al Worthington	1964-69
MGR	Billy Martin	1969

40TH SEASON ANNIVERSARY ALL-TIME TEAM



In 2000, the Minnesota Twins celebrated 40 years of baseball in Minnesota. As part of that celebration, the Twins announced the Twins All-Time Team as part of the ballclub's 40th Season Celebration.

Voting for the Twins All-Time Team was split into three phases to include the fans, Upper Midwest media and former Twins players and coaches. Each group's vote counted one-third toward the final balloting results with the top vote recipients at each position automatically being named to the team. The All-Time Team selection committee reserved the right to name additional players to the final roster based upon overall vote totals.

The All-Time Team took part in an on-field pre-game ceremony on August 12, 2000 and a poster depicting the All-Time Team was given to the first 10,000 fans in attendance, courtesy of the *Star Tribune*.

A total of 93 Twins players and managers were featured on the All-Time Team ballot, which included categories for manager, catcher, first base, second base, third base, shortstop, outfield, right-handed starting pitcher, left-handed starting pitcher, relief pitcher, designated hitter, pinch hitter and utility player.

The Minnesota Twins 40th Season All-Time Team is comprised of 22 members, including 10 members of the club's 25th Anniversary Team: catcher Earl Battey, first baseman Harmon Killebrew, second baseman Rod Carew, shortstop Zoilo Versalles, leftfielder Bob Allison, centerfielder Cesar Tovar, rightfielder Tony Oliva, right-handed pitcher Camilo Pascual, left-handed pitcher Jim Kaat and relief pitcher Al Worthington. The Minnesota Twins 40th Season Anniversary All-Time Team is listed below:

POS	PLAYER	YEARS	POS	PLAYER	YEARS
MGR	Tom Kelly	1986-01	RHP	Bert Blyleven	1970-76, 85-88
C	Earl Battey	1961-67		Jim Perry	1963-72
1B	Kent Hrbek	1981-94		Camilo Pascual	1961-66
2B	Rod Carew	1967-78	LHP	Jim Kaat	1961-73
3B	Harmon Killebrew	1961-74		Frank Viola	1982-89
	Gary Gaetti	1981-90	RP	Rick Aguilera	1989-99
SS	Greg Gagne	1983-92		Jeff Reardon	1987-89
	Zoilo Versalles	1961-67		Al Worthington	1964-69
OF	Bob Allison	1961-70	DH	Paul Molitor	1996-98
	Tony Oliva	1962-76	PH	Randy Bush	1982-93
	Kirby Puckett	1984-95	UTIL	César Tovar	1965-72





ALL-METRODOME TEAM

In 2009, the Minnesota Twins celebrated the final season in the Hubert H. Humphrey Metrodome. As part of that celebration, the Twins held a "Farewell To The Metrodome" weekend and announced the All-Metrodome Team.

Voting for the Twins All-Metrodome Team was split into three phases, including the fans, the Upper Midwest media and a veterans' committee made up of Twins alumni, front office representatives and team historians. In total, more than 100,000 votes were cast by the fans at www.twinsbaseball.com.

The All-Metrodome team took part in an on-field ceremony following the Twins' final scheduled regular season home game on October 4, 2009 vs. the Kansas City Royals. Below are the players that made up the Twins All-Metrodome Team:

POS	PLAYER	YEARS	POS	PLAYER	YEARS
SP	Bert Blyleven	1985-89	2B	Chuck Knoblauch	1991-97
SP	Brad Radke	1995-2006	SS	Greg Gagne	1983-92
SP	Johan Santana	2000-07	3B	Gary Gaetti	1982-90
SP	Frank Viola	1982-89	LF	Dan Gladden	1987-91
RP	Rick Aguilera	1989-99	CF	Torii Hunter	1998-2007
RP	Joe Nathan	2004-09	CF	Kirby Puckett	1984-95
C	Joe Mauer	2004-09	RF	Tom Brunansky	1982-88
1B	Ken Hrbek	1982-94	DH	Paul Molitor	1996-98
1B	Justin Morneau	2003-09	MGR	Tom Kelly	1986-2001

ALL-TIME METRODOME LEADERS

STAT	PLAYER	YEARS	TOTAL	STAT	PLAYER	YEARS	TOTAL
Games	Kirby Puckett	1984-95	914	Wins	Brad Radke	1995-2006	85
At-Bats	Kirby Puckett	1984-95	3,689	Win %	Johan Santana	2000-07	.676
Hits	Kirby Puckett	1984-95	1,269	Saves	Joe Nathan	2004-09	125
Runs	Kirby Puckett	1984-95	626	Games	Eddie Guardado	1993-2003, '08	328
2B	Kirby Puckett	1984-95	239	Starts	Brad Radke	1995-2006	197
3B	Kirby Puckett	1984-95	38	CG	Frank Viola	1982-89	28
HR	Kent Hrbek	1982-94	156	IP	Brad Radke	1995-2006	1,309.1
RBI	Kent Hrbek	1982-94	623	Strikeouts	Brad Radke	1995-2006	839
BB	Kent Hrbek	1982-94	438	ERA	Joe Nathan	2004-09	1.86
AVG	Kirby Puckett	1984-95	.344				



On December 11, 2018, U.S. Bank Stadium unveiled a new plaque on the southwest corner of the stadium's concourse, displaying the original location of the Hubert H. Humphrey Metrodome home plate. Pictured right are (from left to right): University of Minnesota Baseball Coach John Anderson, Kent Hrbek, Tom Kelly and Dave St. Peter. Photo Courtesy of U.S. Bank Stadium/Minnesota Vikings



50 GREATEST TWINS

In 2010, the Minnesota Twins celebrated 50 years of baseball in Minnesota. As part of that celebration, the Twins announced the “50 Greatest Twins.” The 50 Greatest Twins were voted upon by local media and Twins historians. The team was introduced as part of the Twins 50th Anniversary Weekend in an on-field pre-game ceremony on September 3, 2010. Former Twins shortstop Greg Gagne, one of the 50 Greatest Twins, was inducted into the Twins Hall of Fame on September 4. Finally, members of the 50 Greatest Twins and local Twins alumni gathered to play the first ever Twins Legends Game on September 5. Below is a complete list of the 50 Greatest Minnesota Twins:

POSITION	PLAYER	YEARS	POSITION	PLAYER	YEARS
Pitcher	Rick Aguilera	1989-99	Outfield/Infield	Gene Larkin	1987-93
Outfield	Bob Allison	1961-70	Manager	Billy Martin	1969
Catcher	Earl Battey	1961-67	Manager	Gene Mauch	1976-80
Pitcher	Bert Blyleven	1970-76, 85-88	Catcher	Joe Mauer	2004-Present
Outfield	Lyman Bostock	1975-77	Manager	Sam Mele	1961-67
Outfield	Tom Brunansky	1982-88	Designated Hitter	Paul Molitor	1996-98
Infield	Rod Carew	1967-78	First Base	Justin Morneau	2003-13
Infield	John Castino	1979-84	Pitcher	Jack Morris	1991
Outfield/Infield	Michael Cuddyer	2001-11	Pitcher	Joe Nathan	2004-09
Third Base	Gary Gaetti	1981-90	Outfield	Tony Oliva	1962-76
Shortstop	Greg Gagne	1983-92	Pitcher	Camilo Pascual	1961-66
Manager/Coach	Ron Gardenhire	1991-2014	Pitcher	Jim Perry	1963-72
Outfield	Dan Gladden	1987-91	Outfield	Kirby Puckett	1984-95
Pitcher	Dave Goltz	1972-79	Manager	Frank Quilici	1972-75
Pitcher	Jim “Mudcat” Grant	1964-67	Pitcher	Brad Radke	1995-2006
Pitcher	Eddie Guardado	1993-2003, 08	Pitcher	Jeff Reardon	1987-89
Outfield	Larry Hisle	1973-77	Pitcher	Johan Santana	2000-07
First Base	Kent Hrbek	1981-94	Infield	Roy Smalley	1976-87
Outfield	Torii Hunter	1997-2007, '15	Coach	Rick Stelmaszek	1981-2012
Pitcher	Jim Kaat	1961-73	Pitcher	Kevin Tapani	1989-95
Manager	Tom Kelly	1986-01	Utility	Cesar Tovar	1965-72
Third Base	Harmon Killebrew	1961-74	Infield	Zoilo Versalles	1961-67
Second Base	Chuck Knoblauch	1991-97	Pitcher	Frank Viola	1982-89
Pitcher	Jerry Koonsman	1979-81	Outfield/DH	Dave Winfield	1993-94
Third Base	Corey Koskie	1998-2004	Pitcher	Al Worthington	1964-69

TWINS BROADCAST TEAMS

1961:	WCCO & WTCN-TV — Ray Scott, Herb Carneal, Bob Wolff, Halsey Hall	1986:	WCCO — Carneal, Angel KMSP-TV Kurtz, Killebrew	2007:	TRN — Gordon, Gladden, Jack Morris, Kris Atteberry FSN Bremer, Blyleven
1962:	WCCO & WTCN-TV — Scott, Carneal, Hall	1987:	WCCO — Carneal, John Gordon, John Rooney KMSP-TV — Killebrew, Rooney, Gordon	2008:	TRN — Gordon, Gladden, Morris, Atteberry FSN Bremer, Blyleven
1963:	WCCO & WTCN-TV — Scott, Carneal, Hall	1988:	WCCO — Carneal, Gordon KMSP-TV — Robinson, Jim Kaat	2009:	TRN — Gordon, Gladden, Morris, Atteberry FSN Bremer, Blyleven
1964:	WCCO & WTCN-TV — Scott, Carneal, Hall	1989:	WCCO — Carneal, Gordon WCCO-TV/MS — Robinson, Kaat, Bremer	2010:	TIBN — Gordon, Gladden, Morris, Atteberry FSN Bremer, Blyleven
1965:	WCCO & WTCN-TV — Scott, Carneal, Hall	1990:	WCCO — Carneal, Gordon WCCO-TV/MS — Robinson, Kaat, Bremer	2011:	TIBN — Gordon, Gladden, Morris, Atteberry, Kurtz, Robinson FSN Bremer, Blyleven
1966:	WCCO & WTCN-TV — Scott, Carneal, Hall	1991:	WCCO — Carneal, Gordon WCCO-TV/MS — Robinson, Kaat, Bremer	2012:	TIBN — Cory Provus, Gladden, Atteberry FSN Bremer, Blyleven, Ron Coomer, Roy Smalley
1967:	WCCO & WTCN-TV — Scott, Carneal, Merle Harmon, Hall	1992:	WCCO — Carneal, Gordon WCCO-TV/MS — Robinson, Kaat, Bremer, Tom Mee	2013:	TIBN — Provus, Gladden, Atteberry FSN — Bremer, Blyleven, Coomer, Smalley, Morris
1968:	WCCO & WTCN-TV — Scott, Carneal, Harmon, Hall	1993:	WCCO — Carneal, Gordon, Jim Powell WCCO-TV/MS — Kaat, Bremer, George Frazier, Mee	2014:	TIBN — Provus, Gladden, Atteberry FSN — Bremer, Blyleven, Morris, Smalley
1969:	WCCO & WTCN-TV — Carneal, Harmon, Hall	1994:	WCCO — Carneal, Gordon, Powell WCCO-TV/MS — Bremer, Al Newman, Tommy John, Bob Carpenter, Chad Hartman	2015:	TIBN — Provus, Gladden, Atteberry FSN — Bremer, Blyleven, Morris, Smalley
1970:	WCCO — Carneal, Ray Christensen, Al Shaver, Hall WTCN-TV — Carneal, Frank Buetel, Hall	1995:	WCCO — Carneal, Gordon WCCO-TV/MS — Bremer, John, Hartman, Gene Larkin, Bert Blyleven, Kent Hrbeck, Ryan Lefebvre	2016:	TIBN — Provus, Gladden, Atteberry FSN — Bremer, Blyleven, Morris, Smalley
1971:	WCCO — Carneal, Christensen, Hall WTCN-TV — Buetel, Bob Allison, Hall	1996:	WCCO — Carneal, Gordon, Lefebvre WCCO-TV/MS — Bremer, John, Blyleven, Lefebvre	2017:	TIBN — Provus, Gladden, Atteberry FSN — Bremer, Blyleven, Morris, Smalley, LaTroy Hawkins, Torii Hunter
1972:	WCCO — Carneal, Christensen, Hall WTCN-TV — Buetel, Lynn Faris, Hall	1997:	WCCO — Carneal, Gordon, Lefebvre WCCO-TV/MS — Bremer, Blyleven, Lefebvre	2018:	TIBN — Provus, Gladden, Atteberry FSN — Bremer, Blyleven, Hawkins, Hunter, Justin Morneau, Morris, Smalley
1973:	WCCO — Carneal, Christensen WCCO-TV — Scott, Ralph Fritz	1998:	WCCO — Carneal, Gordon, Lefebvre KMSP-TV/MS — Bremer, Blyleven, Lefebvre	2019:	TIBN — Provus, Gladden, Atteberry FSN — Bremer, Blyleven, Hawkins, Kaat, Morneau, Morris, Smalley
1974:	WCCO — Carneal, Larry Calton WCCO-TV — Fritz, Calton	1999:	WCCO — Carneal, Gordon, Anthony LaPanta KMSP-TV/MS — Bremer, Blyleven, Paul Molitor	2020:	TIBN — Provus, Gladden, Atteberry FSN — Bremer, Blyleven, Hawkins, Kaat, Morneau, Morris, Smalley
1975:	WCCO — Carneal, Calton WTCN-TV — Scott, Calton, Joe Boyle	2000:	WCCO — Carneal, Gordon, Dan Gladden KMSP-TV/MS — Bremer, Blyleven		
1976:	WCCO — Carneal, Frank Quilici WTCN-TV — Boyle, Harmon Killebrew	2001:	WCCO — Carneal, Gordon, Gladden KMSP-TV/MS — Bremer, Blyleven		
1977:	WCCO — Carneal, Quilici WTCN-TV — Boyle, Killebrew	2002:	WCCO — Carneal, Gordon, Gladden FSN — Bremer, Blyleven		
1978:	WCCO — Carneal, Joe McConnell WTCN-TV — Boyle, Killebrew	2003:	WCCO — Carneal, Gordon, Gladden FSN — Bremer, Blyleven		
1979:	WCCO — Carneal, McConnell KMSP-TV — Bob Kurtz, Larry Osterman, Killebrew	2004:	WCCO — Carneal, Gordon, Gladden Victory Sports — Bremer, Blyleven		
1980:	WCCO — Carneal, Quilici KMSP-TV — Kurtz, Osterman	2005:	WCCO — Carneal, Gordon, Gladden FSN — Bremer, Blyleven		
1981:	WCCO — Carneal, Quilici KMSP-TV — Kurtz, Osterman	2006:	WCCO — Carneal, Gordon, Gladden FSN — Bremer, Blyleven		
1982:	WCCO — Carneal, Quilici KMSP-TV — Kurtz, Osterman				
1983:	WCCO — Carneal, Tim Moreland, Ron Weber, Pat Hughes KMSP-TV — Kurtz, Osterman				
1984:	SPECTRUM SPORTS — Dick Bremer, Hughes WCCO — Carneal, Joe Angel KMSP-TV — Kurtz, Ted Robinson				
1985:	SPECTRUM SPORTS — Bremer, Killebrew WCCO — Carneal, Angel KMSP-TV — Kurtz, Killebrew				
	SPECTRUM SPORTS — Bremer, Killebrew				



TREASURE ISLAND BASEBALL NETWORK



2020 marks the 14th season that the Minnesota Twins control their radio broadcast rights. More than 90 stations in the five-state area carry Twins games and comprise the Treasure Island Baseball Network. In the Minneapolis-St. Paul market, the Twins can be heard on 830 WCCO. The move back to "CCO and Entercom in 2018 marked the return to their original broadcast partner, the Twins home for their first 46 years. The Twins were broadcasted on Go 96.3 for five seasons from 2013-17 and ESPN 1500 for six seasons from 2007-12.

The Twins employ an in-house production team that produces the game broadcasts including pre-game and post-game shows that air on network affiliates. In addition, the network team produces the "Hot Stove Show" that airs Wednesday nights throughout the off-season hosted by pre-and post-game host Kris Atteberry. During the season, fans across Twins Territory can listen to "Inside Twins" which airs prior to Sunday pre-game shows featuring Twins President

of Baseball Operations Derek Falvey, General Manager Thad Levine, Twins Manager Rocco Baldelli and other front office staff. This show runs all season and gives fans access into the inner workings of Twins baseball as well as a glimpse through the eyes of the Manager.

In 2007 the Twins, in partnership with the Minnesota News Network, assumed control and development of the Twins Radio Network with Treasure Island Resort & Casino, becoming the first-ever naming rights partner for the network in 2010. Historically, the Treasure Island Baseball Network has been one of the largest in all of Major League Baseball with hometown radio partners bringing Twins baseball to fans across five states.

The Twins also broadcast 50 games in Spanish. Alfonso Fernandez begins his 15th season as play-by-play voice, with Tony Oliva as the analyst. Games in Spanish can be heard via a stream on twinsbeisbol.com and on the SAP channel during FOX Sports North broadcasts.

John Gordon Award — Twins Radio Affiliate of the Year

Named after legendary Twins broadcaster, John Gordon, this honor is awarded annually to the Twins radio affiliate that demonstrates the best of Twins Territory in its commitment to the Minnesota Twins and its community.

2012 -- KMGM in Montevideo, MN
2013 -- WELY in Ely, MN
2014 -- KRCC in Rochester, MN

2015 -- WJON in St. Cloud, MN
2016 -- WYRQ in Little Falls, MN
2017 -- KFGO in Fargo, ND

2018 -- KTOE in Mankato, MN
2019 -- WCMP in Pine City, MN

TREASURE ISLAND BASEBALL NETWORK

CITY	STATION	ON DIAL	CITY	STATION	ON DIAL	CITY	STATION	ON DIAL
MINNESOTA:			Morris	KMRS-AM	1230/107.7 FM	Mason City	KGLO-AM	1300
Twin Cities	WCCO-AM	830	New Prague	KCHK-AM	1350	Spencer	KICD-AM	1240/102.5 FM
Aitkin	KKIN-FM	94.3	New Ulm	KNUJ-AM	860/97.3 FM	NORTH DAKOTA:		
Albert Lea	KATE-AM	1450	Northfield	KYMN-AM	1080/95.1 FM	Bismarck	KXMR-AM	710
Alexandria	KULO-FM	94.3	Ortonville	KDIO-AM	1350	Carrington	KDAK-AM	1600/100.1 FM
Austin	KAUS-AM	1480	Owatonna	KRFO-AM	1390	Devils Lake	KDLR-AM	1240/99.7 FM
Bagley/Fosston	KKCQ-FM	96.7	Park Rapids	KPRM-AM	870/100.5 FM	Dickinson	KLTC-AM	1460
Bemidji	KBUN-AM	1450/94.9 FM	Pine City	WCMP-FM	100.9	Fargo	KFGO-AM	790/94.1 FM
Benson	KBMO-AM	1290	Preston	KFIL-FM	103.1	Grand Forks	KNOX-AM	1310/107.9 FM
Blackduck	KBUN-FM	104.5	Red Wing	KWNG-FM	105.9	Hettinger	KNDK-AM	1490
Brainerd	KUAL-FM	103.5	Rochester	KROC-AM	1340/96.9 FM	Jamestown	KQDJ-AM	1400/107.1 FM
Crookston	KROX-AM	1260/105.7 FM	Roseau	KRWB-AM	1410/102.9 FM	Mayville	KMAV-FM	105.5
Dassel	KARP-FM	106.9	St. Cloud	WJON-AM	1240/95.3 FM	Minot	KCJB-AM	910
Detroit Lakes	KDLM-AM	1340/93.1 FM	Sleepy Eye	KNUJ-FM	107.3	Oakes	KDDR-AM	1220/95.9 FM
Duluth	KDAL-AM	610/103.9 FM	Starbuck	KRVY-FM	97.3	Valley City	KOVC-AM	1490/96.3 FM
Ely	WELY-FM	94.5	Thief River Falls	KTRF-AM	1230/93.3 FM	Wahpeton	KBMW-AM	1450/94.3 FM
Eveleth	KRBT-AM	1340	Wabasha	WBHA-AM	1190/99.7 FM	SOUTH DAKOTA:		
Fairmont	KSJM-AM	1370	Wadena	KWAD-AM	920	Aberdeen	KGIM-AM	1420/107.1 FM
Fergus Falls	KBRF-AM	1250	Walker	KAKK-AM	1570/96.3 FM	Deadwood	KDSJ-AM	980
Glencoe	KGFB-AM	1310	Willmar	KDJS-AM	1590/105.7 FM	Huron	KOKK-AM	1210
Glenwood	KMGK-FM	107.1	Windom	KDOM-AM	1580	Pierre	KGFX-AM	1060/107.1 FM
Grand Rapids	KOZY-AM	1320/93.1 FM	Windom	KDOM-FM	103.1 FM	Sioux Falls	KS00-AM	1000
Hibbing	WMFG-AM	1240	Winona	KWNO-AM	1230/98.7 FM	Watertown	KWAT-AM	950
Int'l Falls	KGHS-AM	1230/95.3 FM	Worthington	KWOA-AM	730/100.3 FM	Yankton	WNAX-AM	570/96.9 FM
Little Falls	WYRQ-FM	92.1	IOWA:			WISCONSIN:		
Mankato	KTOE-AM	1420/102.7 FM	Cedar Rapids	KZIA-FM	107.5	Eau Claire	WMEQ-AM	106.3 FM
Marshall	KMHL-AM	1400/101.7 FM	Des Moines	KBGG-AM	1700	Menomonie	WMEQ-AM	880
Montevideo	KMGF-FM	105.5	Iowa Falls	KIFG-AM	1510			
Moose Lake	WMOZ-FM	106.9	Iowa Falls	KIFG-FM	95.3			

TWINS 2020 RADIO BROADCASTERS



CORY PROVUS PLAY-BY-PLAY/ANALYST

Cory Provus joined the Twins radio broadcast team in 2012, sharing play-by-play and analyst duties for all regular, postseason and spring training broadcasts. Provus, 41, was named 2015 Minnesota Sportscaster of the Year by the National Sports Media Association. He spent the previous three seasons (2009-11) in Milwaukee, where he did play-by-play with Hall of Famer Bob Uecker on WTMJ-AM and the Brewers Radio Network.

The Chicago native began his MLB broadcast career in 2007 as the Cubs pre- and post-game show host. He also handled play-by-play duties, backing up Pat Hughes during games and anchored the morning and afternoon drive sportscasts as a reporter for WGN-AM in Chicago. In the offseason, Provus broadcasts college football and basketball for Big Ten Network and FS1.

In June of 2006, Provus was named the voice of the University of Alabama-Birmingham Blazers, where he handled radio play-by-play for UAB football, men's basketball and baseball. While at UAB, he was named the 2006 Radio Sportscaster of the Year by the Alabama Broadcasters Association.

Provus also has various experience hosting studio shows, managing production and doing play-by-play for various International Sports Properties. He handled play-by-play for the Conference USA Football Championship Game, the ACC Men's Basketball Tournament and various play-by-play duties for Georgia Tech, Wake Forest and Virginia Tech baseball, football and basketball.

A graduate of the S.I. Newhouse School of Public Communications at Syracuse University, Provus also worked at WAER-FM in Syracuse from 1996-2000, handling radio play-by-play and acting as studio host for Orange football, basketball and lacrosse. Provus, his wife, Dana, son, Cooper (6/3/13) and daughter, Mia (10/24/15), make their home in Minnetonka, MN. Provus proudly serves on the board of directors for the local nonprofit Roots for the Home Team. "Roots" partners with youth garden programs in ethnically diverse areas of the Twin Cities.



DAN GLADDEN PLAY-BY-PLAY/ANALYST

Former Twin Dan Gladden enters his 21st year in the Twins radio broadcast booth, his 17th as a full-time analyst.

Gladden played in the major leagues for 11 years and retired from professional baseball following the 1994 season. He finished his career batting .270 with 203 doubles, 40 triples, 74 home runs, 446 RBI and 222 stolen bases in 1,197 games.

He made his big league debut in 1983 with the San Francisco Giants, with whom he played for three seasons, and was named to both Topps and *Baseball Digest* All-Rookie teams in 1984. He was acquired along with pitcher David Blakely by Minnesota in exchange for pitchers Jose Dominguez, Bryan Hickerson and Ray Velasquez on

March 31, 1987 and spent five years with the Twins before signing as a free agent with Detroit in 1992. He spent his last year in professional baseball playing for the Yomiuri Giants of the Japan Central League in 1994. From there, Gladden was a major league advance scout for the Colorado Rockies from 1996-98 and a minor league roving instructor for San Francisco in 1999.

Gladden was a key ingredient in the Twins 1987 and 1991 World Championship teams. His grand slam in Game 1 of the 1987 Series vs. St. Louis capped a seven-run fourth inning and he scored the game-winning run in the 10th inning in Game 7 of the 1991 Series vs. Atlanta.

Dan and his wife, Janice, make their home in Eden Prairie, MN. His daughter Ashley is married to Joe Gaetti, son of Twins Hall of Famer Gary Gaetti, and lives in San Diego. Daughter Whitney currently lives in Arizona.



KRIS ATTEBERRY STUDIO HOST/PLAY-BY-PLAY

Kris Atteberry begins his 13th season hosting the Pregame Lineup Card and Postgame Download on the Twins Radio Network as well as providing play-by-play and analysis for select games. Kris has also called men's and women's college basketball on CBS SportsNetwork.

Kris joined the Twins after spending five summers (2002-06) calling games on radio and television for the St. Paul Saints. Prior to joining the Saints, Kris spent three seasons as the lead broadcaster for the Sioux Falls Canaries. Additionally, he has broadcast men's basketball at Cal State Fullerton, as well as basketball, volleyball and baseball at Pepperdine University. From 2002 to 2006 he served as the voice of Montana State football and basketball, twice earning Montana Sportscaster of the Year accolades.

Atteberry, 46, is a native of Bozeman, MT and a 1996 graduate of Stanford University where, in addition to earning a degree in English Literature, he was awarded a National Association of Athletic Directors post-graduate scholarship for his broadcast work with Cardinal athletics.

Kris, his wife, Jennifer, and daughter, Jessica, reside in southwest Minneapolis.

TREASURE ISLAND BASEBALL NETWORK PRODUCTION CREW

Executive Producer.....Mark Genosky
Assistant Producer.....Kyle Popovich
Venue Engineer/Director.....Kyle Hammer

Broadcast Manager.....Andrew Halverson
Spanish Broadcast Engineer.....Blake LaBarre
Production Assistants.....Alex Baker and Katie Florio



SPANISH LANGUAGE RADIO BROADCAST

The Twins will broadcast 50 Spanish language games through a stream on the homepage of Twinsbeisbol.com. In addition to the stream, these broadcasts will be transmitted via SAP (secondary audio program) on the Twins television partner Fox Sports North. The Twins, who were the first professional sports team in the Twin Cities market to

broadcast games in Spanish, return Twins Hall of Famer and color analyst Tony Oliva, and play-by-play announcer Alfonso Fernandez, to the broadcast booth for their 14th season together. All 50 games will include a 15 minute pre- and post-game show.



ALFONSO FERNANDEZ SPANISH RADIO, PLAY-BY-PLAY

Fernandez begins his 15th season in 2020 with the Minnesota Twins serving as the Spanish play-by-play announcer.

Fernandez also served as the Spanish broadcast voice for the Minnesota Timberwolves from 2005-15.

Fernandez has called the action in Spanish for five other professional sports teams including the Minnesota Vikings (2005-09), the Los Angeles Clippers (1993-95), the Los Angeles Lakers (1988-90) and the Los Angeles Rams (1987-91).

He was the first to broadcast basketball in Spanish in the Los Angeles area and has spent 33 years behind the microphone. Fernandez and his wife, Rosalia, daughter, Angela, and son, Jared, make their home in Apple Valley, MN.



TONY OLIVA SPANISH RADIO, ANALYST

Peter "Tony" Oliva Jr., or "Tony-O" to those who followed his 24-year career as a Twins player and coach, was a man who seemed to excel in all aspects of the game. He could hit for power and average, run, field and throw, and his versatility made him one of the most feared hitters of his day.

Tony-O collected 1,917 hits and retired with a .304 career average. He is the only player to win batting titles in his first two seasons and was the winner of three in his 15-year career. His prowess as a hitter was demonstrated in the fact that he led the league in hits five times, and his 220 career home runs rank fourth all-time among

Twins. If not for knee problems which cut his career short, Oliva would have been a certain choice for the National Baseball Hall of Fame.

Oliva, the 1964 American League Rookie of the Year, began his coaching career in 1976. He also works as a hitting instructor in the Twins minor league system and scouts for the club. He had his number 6 retired July 14, 1991 and was selected to the Twins 25th Anniversary Team in 1986 and the 40th Season Anniversary All-Time Team in 2000. He was inducted into the Twins Hall of Fame on August 12, 2000, and was named one of the "50 Greatest Twins" in 2010. In 2013, he became the eighth ever recipient of the Herb Carneal Lifetime Achievement Award.

FOX SPORTS NORTH TELEVISION PRODUCTION CREW

Producers.....	Vanessa Lambert, John Stroh
Directors.....	Matt Gangl, Matt Laaksonen
Pre/Post Game Producer.....	Peter Anderson, Jordan Austin
Pre/Post Game Host.....	Anthony LaPanta, Annie Sabo
Sideline Reporters.....	Marney Gellner, Audra Martin
Pre/Post Game Analysts.....	Tim Laudner, Roy Smalley, Glen Perkins
Graphics.....	Mike Mee, Tom Mee

TWINS 2020 TELEVISION BROADCASTERS



BERT BLYLEVEN TWINS TELEVISION, COLOR ANALYST

This will be the Hall of Famer's 25th full season as color commentator for the Twins. Blyleven pitched in the major leagues for 23 years, including 11 seasons for the Twins, from 1970-92. He was elected to the National Baseball Hall of Fame on January 5, 2011 and was inducted on July 24, 2011 in Cooperstown, NY. A native of Zeist, the Netherlands, Bert is very proud to be the first Dutch-born major league player to be inducted into the Baseball Hall of Fame. He served as the pitching coach for Team Netherlands in the 2009 and 2013 World Baseball Classic.

Blyleven is one of only three major league pitchers all-time to win a major league game before his 20th birthday and after his 40th birthday (Herb Pennock and Mike Morgan). He also pitched at the major league level with Texas, Pittsburgh, Cleveland and California. He still holds the Twins club record for total strikeouts (2,035), shutouts (29) and complete games (141). In 1973, he went 20-17 with a 2.52 ERA, tossing 25 complete games in 40 starts, including nine shutouts and 325.0 innings. He posted double-digit wins in 17 different seasons. As a member of the Texas Rangers in 1977, Bert tossed a no-hitter, defeating the Angels at Anaheim Stadium.

On baseball's all-time list, Blyleven ranks fifth in strikeouts (3,701), 10th in games started (685), ninth in shutouts (60), third in complete game 1-0 wins (15), 14th in innings pitched (4,970.0), ninth in home runs allowed (430), and tied for 26th in wins (287). He was voted AL Rookie Pitcher of the Year in 1970 and AL Comeback Player of the Year in 1989. Bert pitched in two All-Star games and was a member of two World Series teams (Pirates in 1979 and Twins in 1987).

Bert and his wife, Gayle, reside in Ft. Myers, FL during the off-season and have six children and nine grandchildren. They are involved in helping raise funds for the Parkinson's Association and other charitable organizations.



DICK BREMER TWINS TELEVISION, PLAY-BY-PLAY

The 2020 season will be Dick Bremer's 37th season as a broadcaster for the Twins. The Minnesota native graduated from St. Cloud State University in 1978. Following his graduation he worked for three years in Cedar Rapids, IA as a sportscaster for WMT-Radio and TV (now KGAN-TV). While there, he began his play-by-play career doing University of Iowa basketball for two years.

He was named weekend sportscaster at WTCN-TV (now KARE-11) in 1981. After two years, he left to begin his Twins play-by-play career with Spectrum Sports in 1983. He remained there until 1985, while also doing Minnesota North Stars games. He rejoined the Twins broadcast team in 1987 and has remained there working for Twinvision, Midwest Sports Channel and FS North. In 2013, Dick was the recipient of the Silver Circle Emmy for Broadcast Excellence and inducted into the Minnesota Museum of Broadcasting Hall of Fame.

Throughout his career, he has also done Minnesota Vikings preseason football, University of Minnesota men's hockey, football and basketball, Big Ten basketball, and the Minnesota State High School League's football and girls' and boys' basketball tournaments.

Dick and his wife, Heidi, along with son Erik and daughter Hannah, make their home in St. Michael, MN.



ROY SMALLEY TWINS TELEVISION, COLOR ANALYST

The 2020 season will be Roy Smalley's 18th season overall in some capacity with the Twins television broadcasts. Smalley played in the major leagues for 13 years, including 10 seasons for the Twins, from 1976-82 and '85-87. He was a part of the Twins first World Championship team in 1987 and named to the AL All-Star team in 1979.

Smalley also played at the major league level with Texas, New York-AL and Chicago-AL. As a Twin, he hit .262 with 1,046 hits, 184 doubles, 21 triples, 110 home runs, 485 RBI and 551 runs scored in 1,148 games and ranks near the top of many all-time Twins offensive categories. The Los Angeles, CA native played collegiately at the University of Southern California and was inducted into the USC Athletic Hall of Fame in 2007 and the College Baseball Hall of Fame in 2013.

Smalley currently makes his home in Edina, MN and is Senior Vice President, Portfolio Manager at Morgan Stanley Wealth Management. He serves as President on the Board of Directors for the nonprofit organization Pitch In For Baseball and is an advocate for the Boys & Girls Clubs of the Twin Cities.



JACK MORRIS TWINS TELEVISION ANALYST/TWINS RADIO

Morris begins his 14th season as a broadcaster for the Twins in 2020. The Minnesota native returned home in 2014 after spending 2013 as color analyst for Blue Jays radio broadcasts. He spent 2005-11 as a Twins radio analyst.

Morris, 64, is a 1973 graduate of Highland Park High School in St. Paul. He went on to play three seasons at Brigham Young University in Provo, Utah, before being drafted in the fifth round of the 1976 Draft by the Detroit Tigers. He played 14 years for the Tigers, one year for the Twins, two for the Toronto Blue Jays and finished his

career in 1994 with the Cleveland Indians. In all, Morris won four World Series championships.

During his 18-year career, Morris had a record of 254-186 and a 3.90 ERA, with 1,390 walks and 2,478 strikeouts in 549 career games (527 starts). He was inducted into the National Baseball Hall of Fame during the summer of 2018. He won 10-or-more games 14 times during his career and threw 10-or-more complete games in a season 11 times. A five-time All-Star, he was named the Most Valuable Player of the 1991 World Series after going 2-0 with a 1.17 ERA in three starts vs. the Atlanta Braves, including a 10-inning complete game victory to win Game 7 and the World Series for the Twins.

Jack and his wife, Jennifer, have a son Miles, and reside in Grant, MN. Morris also has two grown children, Austin and Erik.

LATROY HAWKINS (SEE PAGE 30)

JIM KAAT (SEE PAGE 452)

JUSTIN MORNEAU (SEE PAGES 30 OR 458)

MINNESOTA TWINS MEDIA POLICIES

CREDENTIALS

Credentials for accredited news media are available through <https://credentials.mlb.com>. All requests must be made at least 24 hours prior to game time. Daily credentials must be picked up at Will Call Windows 1 or 2 near the Gate 29 press gate entrance off 7th Street near the box office on Target Plaza. The press gate will be staffed five hours prior to night games and three hours prior to day games. Daily and season credentials will be issued only to working members of the media and must be displayed at all times while in Target Field. A photo ID and signature are required to pick up credentials. The pressbox is located on the Club Level (2), while both clubhouses, interview room, press dining and field access are located on the Service Level (-2).

TWINSPRESSBOX.COM

All baseball information, including: media guide, game notes, daily clips, stat packs, minor league report, press releases, headshots and logos will be available at twinspressbox.com. This site also provides media with audio and video clips, along with information for the 29 other MLB clubs.

INTERVIEWS

Most interviews may be conducted on the field during batting practice where the manager, players and coaches are usually available, as long as the interview does not interrupt their pre-game routine. Members of the media must stay in foul territory between first and third base. In-depth interviews that require more time with a player should be pre-arranged through the Twins Communications department. Reporters and broadcasters must leave the field, with photographers reporting to their assigned photo positions, no later than one-half hour before game time.

CLUBHOUSE ACCESS

The Twins clubhouse will be open to media with clubhouse credentials until one hour prior to each game and no longer than 10 minutes following each game. All live television broadcast shots must be conducted outside the clubhouse. Television photographers are allowed in the clubhouse prior to batting practice and after games, but not between batting practice and game time. Still photographers are not allowed in the clubhouse at any time. On occasion of a team meeting, the clubhouse will be closed until the conclusion of the meeting. The training room, dining room and weight room are off-limits to everyone except the manager, coaches, players and Twins officials. The dugout is off limits during the game for everyone except the manager, coaches, players, trainers and certain club officials, in accordance with American League rules.

FIELD ACCESS

Members of the media must access the field through the Umpire/Star Dressing Room Tunnel. The tunnel is located between the Twins Communications office and the visiting clubhouse on the Service Level (-2).

HERB CARNEAL PRESSBOX

Space is available for accredited members of the media on assignment only. Guests are not allowed unless prior approval has been granted by the Twins Communications department. Wireless internet is available. To reach the Twins Communications office and visiting clubhouse, take the stairs or elevator down to the Service Level (-2) and turn left. To reach the media dining/interview room (Twins Room) and home clubhouse, turn right.

TWINS ROOM

The Twins Room, located on the Service Level (-2), is available for pre-game meals to media with appropriate credentials, for an \$11 charge, approximately two hours prior to, and up until, game time.

PHOTOGRAPHERS

Due to a lack of on-field photo spots, the first and third base photo pits are limited to local papers, wire services, Twins photographers and whomever is assigned for that particular game. Certain exceptions may be made depending on space availability. An alternative for photographers are the designated photo positions around the concourse. Photographers assigned to the on-field locations should remain in the photo pits at all times during the game. If necessary, photographers should leave between innings only. Photos are allowed during batting practice, but photographers must remain on the dirt in foul territory, between first and third base. No photographs are to be taken from the baseball pressbox.

PHOTO EDITING ROOM

Photographers can edit images before, during or after the game in the photo editing room located by the field entrance on the Service Level (-2).

AUTOGRAPHS

Credentialed media do NOT ask for autographs. Any media members asking for autographs will have their credentials revoked.

PARKING

There is no on-site parking available at Target Field, but municipal ramps and parking lots are available near the stadium. Because of proximity to the press box, ramp "A" is recommended for media to park in on a game-by-game basis.

FOR MORE INFORMATION regarding policies or questions about interviews, photo requests, statistical information, news releases, etc., call Dustin Morse (612) 659-3472, Mitch Hestad (612) 659-3473, Matt Hodson (612) 659-3475 or Elvis Martinez (612) 659-3478.

PRE-GAME WORKOUT SCHEDULE AT TARGET FIELD

12:10 PM START

Twins Hitting	9:40-10:30
Visitors Hitting	10:30-11:20
Twins Infield	11:20-11:30
Visitors Infield	11:30-11:40
Field Preparation	11:40-Game Time

6:40 PM START

Twins Hitting	4:10-5:00
Visitors Hitting	5:00-5:50
Twins Infield	5:50-6:00
Visitors Infield	6:00-6:10
Field Preparation	6:10-Game Time

1:10 PM START

Twins Hitting	10:40-11:30
Visitors Hitting	11:30-12:20
Twins Infield	12:20-12:30
Visitors Infield	12:30-12:40
Field Preparation	12:40-Game Time

7:10 PM START

Twins Hitting	4:40-5:30
Visitors Hitting	5:30-6:20
Twins Infield	6:20-6:30
Visitors Infield	6:30-6:40
Field Preparation	6:40-Game Time

6:10 PM START

Twins Hitting	3:40-4:30
Visitors Hitting	4:30-5:20
Twins Infield	5:20-5:30
Visitors Infield	5:30-5:40
Field Preparation	5:40-Game Time

CHAIRMEN – TWIN CITIES CHAPTER BASEBALL WRITERS' ASSOCIATION OF AMERICA

1961	Charles Johnson.....	Minneapolis Star and Tribune	1991	Jeff Lenihan.....	Star Tribune
1962	Bill Boni.....	St. Paul Dispatch-Pioneer Press	1992	Jim Caple.....	St. Paul Pioneer Press
1963	Tom Briere.....	Minneapolis Tribune	1993	Steve Aschburner.....	Star Tribune
1964	Arno Goethel.....	St. Paul Pioneer Press	1994	Bob Sanservere.....	St. Paul Pioneer Press
1965	Bob Martel.....	United Press International	1995	Scott Miller.....	St. Paul Pioneer Press
1966	Bill Hengen.....	Minneapolis Star	1996	Ron Lesko.....	Associated Press
1967	Lew Ferguson.....	Associated Press	1997	Dan Barreiro.....	Star Tribune
1968	Glenn Redmann.....	St. Paul Dispatch	1998	Jim Souhan.....	Star Tribune
1969	Sid Hartman.....	Minneapolis Tribune	1999	Greg Johnson.....	St. Paul Pioneer Press
1970	Mike Lamey.....	Minneapolis Star	2000	LaVelle E. Neal III.....	Star Tribune
1971	Bob Fowler.....	St. Paul Pioneer Press	2001	Gordon Wittenmyer.....	St. Paul Pioneer Press
1972	Dick Gordon.....	Minneapolis Star	2002	Dave Campbell.....	Associated Press
1973	Pat Thompson.....	Associated Press	2003	LaVelle E. Neal III.....	Star Tribune
1974	Dan Stoneking.....	Minneapolis Star	2004	LaVelle E. Neal III.....	Star Tribune
1975	Patrick Reusse.....	St. Paul Pioneer Press	2005	LaVelle E. Neal III.....	Star Tribune
1976	Jon Roe.....	Minneapolis Tribune	2006	LaVelle E. Neal III.....	Star Tribune
1977	Carl Peterson.....	St. Paul Pioneer Press	2007	LaVelle E. Neal III.....	Star Tribune
1978	Max Nichols.....	Minneapolis Star	2008	LaVelle E. Neal III.....	Star Tribune
1979	Mike Augustin.....	St. Paul Pioneer Press	2009	LaVelle E. Neal III.....	Star Tribune
1980	Scott Papillon.....	Associated Press	2010	LaVelle E. Neal III.....	Star Tribune
1981	Doug Grow.....	Minneapolis Star	2011	LaVelle E. Neal III.....	Star Tribune
1982	Joe Soucheray.....	Minneapolis Tribune	2012	LaVelle E. Neal III.....	Star Tribune
1983	Charley Walters.....	St. Paul Pioneer Press	2013	Pat Borzi.....	MinnPost.com
1984	Howard Sinker.....	Minneapolis Star and Tribune	2014	Pat Borzi.....	MinnPost.com
1985	Curt Brown.....	St. Paul Pioneer Press Dispatch	2015	Pat Borzi.....	MinnPost.com
1986	Carrie Muskat.....	United Press International	2016	Mike Berardino.....	Pioneer Press
1987	Gregg Wong.....	St. Paul Pioneer Press Dispatch	2017	LaVelle E. Neal III.....	Star Tribune
1988	Mike Nadel.....	Associated Press	2018	Dave Campbell.....	Associated Press
1989	Mark Vancil.....	Minneapolis Star Tribune	2019	Pat Borzi.....	MinnPost.com
1990	Tom Powers.....	St. Paul Pioneer Press Dispatch	2020	LaVelle E. Neal III.....	Star Tribune

BBWAA – TWIN CITIES CHAPTER

Pat Borzi At Large	Brian Hall Associated Press	LaVelle E. Neal III Star Tribune	Howard Sinker Star Tribune
Dennis Brackin Honorary Member	Dan Hayes The Athletic	Do-Hyung Park MLB.com	Jim Souhan Star Tribune
Dave Campbell Associated Press	Betsy Helfand St. Paul Pioneer Press	Tom Powers Honorary Member	John Shiple St. Paul Pioneer Press
Joe Christensen Star Tribune	Sid Hartman Star Tribune	Tad Reeve St. Paul Pioneer Press	Charley Walters St. Paul Pioneer Press
Glen Crevier Honorary Member	Chris Miller Star Tribune	Patrick Reusse Star Tribune	Gregg Wong Honorary Member
Barry Fritz Honorary Member	Phil Miller Star Tribune	Bob Sanservere Honorary Member	

ROBERT O. FISHEL AWARD – PUBLIC RELATIONS EXCELLENCE

YEAR	WINNER	CLUB	YEAR	WINNER	CLUB	YEAR	WINNER	CLUB
1981	Robert O. Fishel.....	AL	1995	Howard Starkman.....	TOR	2009	Patrick Courtney.....	MLB
1982	Robert W. Brown.....	BAL	1996	Bill Guifoile.....	HOF	2010	Jay Alves.....	COL
1983	Larry Shenk.....	PHI	1997	Dick Bresciani.....	BOS	2011	Jim Trdinich.....	PIT
1984	Arthur E. Patterson.....	CAL	1998	Jay Horwitz.....	NYM	2012	Staci Slaughter.....	SF
1985	Jim Ferguson.....	CIN	1999	Bob DiBiasio.....	CLE	2013	Tim Hevly.....	SEA
1986	Fred Claire.....	LAD	2000	Tim Mead.....	ANA	2014	Jason Zillo.....	NY
1987	Jim Toomey.....	STL	2001	Rob Matwick.....	HOU	2015	Brian Bartow.....	STL
1988	Tom Mee.....	MIN	2002	Mike Swanson.....	ARI	2016	Bart Swain.....	CLE
1989	Donald Davidson.....	HOU	2003	Rick Vaughn.....	TB	2017	Gene Dias.....	HOU
1990	Ned Colletti.....	CHC	2004	Jeff Idelson.....	HOF	2018	Josh Rawitch.....	ARI
1991	Phyllis Merhige.....	AL	2005	Randy Adamack.....	SEA	2019	Tyler Barnes.....	MIL
1992	Richard Griffin.....	MON	2006	Rob Butcher.....	CIN			
1993	John Blake.....	TEX	2007	Richard Levin.....	MLB			
1994	Katy Feeny.....	NL	2008	Scott Reifert.....	CWS			

TWINS COMMUNICATIONS STAFF



DUSTIN MORSE SENIOR DIRECTOR, COMMUNICATIONS

Dustin Morse was named Senior Director of Communications in 2015. A member of the Twins organization since 2006, he is responsible for all baseball and business communications, day-to-day baseball information, publications, photography, media relations, club archives and all player and alumni relations needs for the Minnesota Twins. He also oversees the Twins Hall of Fame Committee where he continues to grow the Twins brand.

Morse has spent 18 years working in Major League Baseball including an internship at the National Baseball Hall of Fame in Cooperstown, NY and serving as the press liaison for Team Netherlands during the World Baseball Classic. The Twins mark his fourth different Major League organization having previously spent time with the San Diego Padres (2004-05), Texas Rangers (2003) and Chicago Cubs (2002). Prior to being hired by the Twins, Morse served as the Baseball Information Coordinator for the Padres where he was responsible for statistical research, day-to-day media relations needs and played a role in the opening of PETCO Park in 2004. In 2003, Morse spent the year working as the Texas Rangers Media Relations Assistant, working on a variety of projects that included baseball information and alumni relations. Additionally, Morse completed a media relations internship with the Chicago Cubs in 2002. Morse, 40, a graduate of the University of Wisconsin-Madison where he majored in Communications and Legal Studies.

He makes his home in Lakeville, MN along with his wife, Meghann, daughter, Madison, and son, Griffin.



MITCH HESTAD SENIOR MANAGER, COMMUNICATIONS

Mitch Hestad was named Senior Manager of Communications in December of 2015. He previously served as Senior Manager of Baseball Information in 2015 and Manager of Baseball Communications in 2014. He interned with the Twins' Baseball Communications department in 2006-07 and was hired as Baseball Communications Coordinator in 2008.

Hestad, 37, assists the Senior Director of Communications in various areas and is responsible for all baseball-related information within the department, including the club's official media guide, season summary, daily game notes and statistics. Additionally, he assists numerous departments within the organization in terms of Twins historical research, proofing and editing.

Prior to joining the Twins, he worked for a year in the University of North Dakota's Sports Information Department and graduated from UND in 2005, earning a degree in Communication with a study of emphasis in Public Relations and Sports Marketing.

Mitch currently resides in Eagan, MN with his wife, Megan.



MATT HODSON MANAGER, COMMUNICATIONS

Matt Hodson joined the Twins Communications Department in January of 2019. In his role, he is responsible for the club's business, corporate and community public relations efforts.

Hodson, 41, joined the Twins organization with extensive strategic communications and public relations experience, including nearly eight years with the San Francisco Giants (2001-08) and roles with several Twin Cities-based organizations. Most recently, he spent four years as the Associate Commissioner for Marketing and Communications at the Western Collegiate Hockey Association (WCHA). Hodson also enjoyed successful stints with PR agency Carmichael Lynch Relate, the University of Minnesota and the Stanford University Athletics Department.

Hodson, a graduate of Santa Clara (CA) University with a degree in English, resides in New Brighton, MN with his wife, Betsey, their son, Maxwell, and their daughter, Elliotte.



ELVIS MARTINEZ COORDINATOR, COMMUNICATIONS/INTERPRETER

Elvis Martinez joined the Twins in January of 2018. Before joining the Twins, Elvis spent 2017 in the St. Louis Cardinals organization serving a Baseball Operations Fellowship in Jupiter, Florida. While there, he assisted International Operations and Player Development. He also served as GCL Cardinals Coordinator, assisting on-field personnel with daily logistics, game information, translating and travel accommodations.

Martinez, 33, is responsible for assisting in all aspects of Communications, specifically media interviews and player relations. Additionally, he works closely with the Senior Director of Communications and Senior Manager of Communications to maintain player-media needs while gathering, producing and organizing baseball information.

A native of La Romana, Dominican Republic, Martinez moved to the United States in 2006 where he attended Rochester Institute of Technology in Rochester, NY, graduating with a Bachelor's Degree in Hospitality and Management with a concentration in International Operations.



BRACE HEMMELGARN COORDINATOR, PUBLICATIONS & PHOTOGRAPHY

Brace Hemmelgarn was named to his full-time role of Team Photographer in January of 2014 after spending the previous three seasons in a part-time role with the club.


Hemmelgarn, 30, is responsible for photography needs throughout the organization, digital archiving, photo requests and graphic design. He also oversees the club's ballpark artwork and publications, such as the yearbook and Twins magazine.

After graduating from St. Cloud Cathedral High School, Hemmelgarn attended Saint John's University in Collegeville, MN, where he played baseball and graduated in 2012 with a degree in Communication. He has shot a variety of sports in a freelance role since 2008, working with the University of Minnesota athletic department along with USA Today Sports Images where he covers Vikings, Wild and Timberwolves.

A native of St. Cloud, MN, Brace makes his home in Minnetonka, MN.

CENTURYLINK SPORTS COMPLEX

The Twins will spend their 30th spring training season in Lee County at the recently renovated CenturyLink Sports Complex in 2020. Spurred by their first year in the state-of-the-art facility, the Twins won the 1991 World Series after enjoying their most successful Spring Training camp in history as they posted a record-high 21 wins. In the 29 years, the Twins have drawn at total of 3,083,311 fans over 463 dates, (total does not include 17 replacement games in 1995 - 49,240 fans).



Located south of the city of Ft. Myers near Interstate 75, the CenturyLink Sports Complex is the spring training home to the Twins and their six minor league affiliates. The centerpiece of the facility is an 8,730-seat stadium in which the major league Twins play their exhibition games and conduct some of their daily workouts. The complex also features five full practice fields and two half-fields.

On August 3, 2004, the Twins signed an extension with Lee County for use of the complex through 2020, and on November 6, 2012 the Lee County Board of County Commissioners approved a \$42.5 million renovation and a new 30-year lease. Combined with the Twins contribution, the total for the renovations increased to \$48.5 million. The renovations prior to the 2015 season increased the seating capacity to 8,730 and include a new party deck, expanded gift shop and an outfield boardwalk around the playing field to create a 360-degree walk-around the stadium, similar to Target Field. The plan also renovated previously existing concession stands, restrooms, suites and press box areas. The project was designed by Populous out of Kansas City, MO, with designed assistance by Parker Mudgett Smith, based out of Ft. Myers, FL, and was constructed by Manhattan Construction.



A signature feature of the renovated facilities is the Twins Player Development Academy which includes a 58-room residence hall for players and staff, dining facilities, recreational spaces, meeting rooms, educational classrooms and Champions Hall, a 220-seat tiered theater used by players and staff for meetings, conferences and presentations throughout the year. The Academy contains state of the art technology, Wi-Fi throughout and high-tech video systems for player instruction for both major league and minor league players.

In addition to the Player Development Academy, the entire minor league building was renovated including expanded clubhouse with new lockers for players and staff, new 1,800 square foot training room, high tech video facilities, expanded office space and a new game field for the minor league teams.

The major league facility, team and player upgrades include new athletic training and strength and conditioning rooms, new lockers for players and staff, dedicated dining room space, state-of-the-art video facilities and complete renovation of all office and meeting rooms. The overall project earned the Twins the Ballpark Digest's Best Major Renovations of 2015.



CenturyLink® Sports Complex

Continuing the renovations at Hammond Stadium prior to the 2016 season, Lee County and the Twins added a shade structure along the LF line of the Boardwalk and a permanent serving area on the 4th floor Sky Deck.

Installed prior to 2017, the old scoreboard was replaced with a new full-feature LED video board. The screen measures 18' x 35' and was installed by Daktronics of Brookings, SD. Additionally, the GCL Twins home playing field has been named "Bill Smith Field" in honor of the former Twins General Manager.

The CLSC is home to two Twins minor league affiliates, housing both the Ft. Myers Miracle of the Single-A Florida State League and the Rookie Level Gulf Coast League Twins.



The main stadium was renamed Bill Hammond Stadium late in the 1994 spring season in honor of the longtime Deputy County Manager who was instrumental in getting the complex approved and bringing the Twins to Lee County.

Major league home and visiting clubhouses are included in the stadium proper, and complete facilities for the minor league teams are contained in a building adjacent to their playing fields. Prior to the start of the 2005 spring training, a 6,000 square foot state-of-the-art fitness training room and conference center was built next to the minor league facility.

The major league club's administrative offices are located in the stadium, with the minor league administrative offices in the building adjacent to its fields.

The facility also features a four-field softball complex and other athletic facilities for use by Lee County organizations and visiting amateur baseball and softball teams, plus an 11-acre water-management lake.

The Twins trained in Orlando, FL, from 1936 through 1990 (with the exception of the war years of 1943, 44 and 45, when they conditioned in College Park, MD) and their minor league clubs moved to Terry Park in Ft. Myers in 1990, after headquartering in Melbourne, FL, from 1964-89. The entire organization was united for the first time in Lee County in 1991.

The Sports Complex, an \$18.2 million undertaking, was completed in February, 1991. Lescher and Mahoney, an architectural and engineering firm based in Tampa, FL, was the lead architect for the project, with design assistance from Ellerbe Becket of Kansas City, Missouri. Case Contracting Company of Plant City, FL, was the contractor.



TWINS SPRING TRAINING MEDIA POLICIES

SPRING CREDENTIALS

Credentials for accredited news media for Spring Training games are available through an application at <https://credentials.mlb.com>. These will be issued only to daily newspaper reporters who will be covering the club, home and road and to area radio and TV sports reporters and camera crews who will be covering on a regular basis. All other media entities will be credentialed on a per-game basis (including parking) through an application at <https://credentials.mlb.com>.

No fax or email requests will be accepted unless approved by the Twins Communications department. Transfer of working press credential will result in the termination of coverage privileges for the individuals involved. A photo ID and signature are required for credential pick-up at the VIP Window.

FIELD ACCESS

Allowed during batting practice and other workouts during the early training period, but once the game schedule begins the field must be cleared at the end of visitors' batting practice. All reporters must confine themselves to foul territory between 1st and 3rd base. Workouts begin daily at approximately 9:00 a.m.

DINING ROOM ACCESS

Available only to those media credentialed to cover that day's game, for a \$6 charge. This room will open at 11:30 a.m. for day games (4:30 p.m. for night games) and will close at gametime. Working photographers will be permitted in the press dining room on the same basis as other reporters.

PRESSBOX ACCESS

Permitted only to members of the Baseball Writers' Association of America (BBWAA) and to coverage reporters of area daily newspapers and radio and TV stations. Weekly newspapers can be accommodated only on a space-available basis. Wireless internet is available.

CLUBHOUSE ACCESS

Limited to members of the Baseball Writers' Association of America (BBWAA) and to coverage reporters of area daily newspapers and radio and TV stations. The clubhouse will be open prior to and following workouts during the pre-schedule workout period with certain exceptions. During the game schedule, the clubhouses will be closed at the end of batting practice until five minutes after games. Clubhouse access is limited to the player-locker area and the manager's office. The training room, exercise room and equipment rooms are off-limits to all media. No still cameras are allowed in the clubhouse.

INTERVIEWS

Players will accommodate when possible where on-field interviews are concerned. Any in-studio appearances or appearances on the player's own time must be set up through the Twins Communications department.

RADIO & TV

Television cameras will be allowed in the clubhouse prior to games and workouts, as well as after games and workouts. Feature material should be filmed on the field during batting practice. Post-game interviews may be conducted on the field or in the clubhouse for both TV and radio.

CAMERA POSITIONS

Several camera positions are available for shooting during the game, but no cameras will be allowed on the field itself. The center field position will be for game television cameras only, as will the low home position, unless cleared through the Twins Communications department. High and low, first and third base will be credentialed on a space-available basis. Any photographers shooting from the field photo pits will only be allowed to leave or change positions between innings.

PHOTOGRAPHERS

No still photographers will be allowed on the field during the game or in the clubhouse at any time. There are at least four positions from which photographers may shoot during games. On the first day of full squad workouts, photographers will be allowed the freedom of the field during the exercise period, but must stay in foul territory during the actual workout times. On all other days, all media personnel must stay in foul territory and no farther down the lines than first and third base. No photographs are to be taken from the pressbox.

MEDIA DAY

Will be on Wednesday, February 22, beginning at 7:30 a.m., sharp. All photographers and media seeking head shots and digital content are asked to cooperate by doing this on Media Day, when the players will be made available in an assembly line fashion to accommodate all accredited news services.

AUTOGRAPHS

Professional journalists do NOT ask for autographs. Any media members asking for autographs will have their credentials revoked.

TICKETS

May be purchased by coverage personnel out of a block held for this purpose. These tickets are for personal use only and advance notice is recommended to increase chance of availability.

FOR ADDITIONAL INFORMATION: Call or email Dustin Morse at (612) 325-8184 // dustinmorse@twinsbaseball.com, Mitch Hestad at (952) 240-2953 // mitchhestad@twinsbaseball.com, or Elvis Martinez at (585) 351-9885 // elvismartinez@twinsbaseball.com

PRE-GAME WORKOUT SCHEDULE AT THE CENTURYLINK SPORTS COMPLEX

1:05 PM Start

Twins Hitting	10:15 a.m.-11:15 a.m.
Visitors Hitting	11:15 a.m.-12:15 p.m.
Twins Infield	12:15-12:30
Visitors Infield	12:30-12:45
Field Preparation	12:45-1:05

6:05 PM Start

Twins Hitting	3:15-4:15
Visitors Hitting	4:15-5:15
Twins Infield	5:15-5:30
Visitors Infield	5:30-5:45
Field Preparation	5:45-6:05

*All times listed as Eastern

SPRING TRAINING RECORDS

INDIVIDUAL RECORDS

All stats since 1965

BATTING

Average (25+ AB).....	490, Hisle, 1977
Games.....	28, Maxwell, 2000
	Tyner, 2007
At-Bats.....	96, Puckett, 1985
Runs.....	24, Gaetti, 1983
Hits.....	35, Allen, 1999
Total Bases.....	67, Gaetti, 1983
Singles.....	32, Allen, 1999
Doubles.....	10, Koskie, 2001
	W. Ramirez, 2013
Triples.....	5, Guzman, 2000
Home Runs.....	10, Gaetti, 1983
RBI.....	31, Ward, 1983
Walks.....	20, Killebrew, 1966
Strikeouts.....	22, Carew, 1967
	Sanó, 2017
Stolen Bases.....	9, D. Santana, 2016
Caught Stealing.....	4, Killebrew, 1971
	J. Nettles, 1973
	Lawton, 1996
GIDP.....	7, Walker, 2000
Sacrifice Hits.....	4, Wilfong, 1978
Sacrifice Flies.....	4, Darwin, 1974
	Hocking, 2001
Hit-by-Pitch.....	4, Gaetti, 1988
	Cordova, 1996

PITCHING

Wins.....	5, Blyleven, 1975
	O'Connor, 1983
	Viola, 1985
	Lohse, 2006
Losses.....	4, Grant and Kaat, 1967
	Aldred, 1997
Saves.....	5, Crzenda, 1969
	Sanders, 1973
Win Percentage.....	1.000 (5-0), O'Connor, 1983
	1.000 (4-0), Mays, 2002
	1.000 (5-0), Lohse, 2006
ERA (20.0+ IP).....	0.33, Blyleven, 1973
Innings Pitched.....	38.0, Perry, 1970
Hits.....	48, Blyleven, 1971
	Koosman, 1981
Runs.....	28, Grant, 1967
Earned Runs.....	26, Rodriguez, 1998
Home Runs.....	8, Butcher, 1986
Walks.....	24, Decker, 1975
Strikeouts.....	33, Liriano, 2012
Games.....	13, Davis, 1986
Games Started.....	8, Grant, 1965
Complete Games.....	1, many players
Hit-Batsmen.....	3, many players
Wild Pitches.....	5, Decker, 1975
	Morris, 1991

BATTING

Average.....	327, 1983
At-Bats.....	1281, 1998
Runs.....	199, 2001
Hits.....	363, 1998
Total Bases.....	546, 2001
Singles.....	275, 1998
Doubles.....	74, 2004
Triples.....	15, 1977
Home Runs.....	48, 2019
RBI.....	180, 2001
Walks.....	127, 1977
Strikeouts.....	253, 2017
Stolen Bases.....	32, 2016
Caught Stealing.....	20, 1973
GIDP.....	49, 1996
Sacrifice Hits.....	15, 1979
Sacrifice Flies.....	16, 1989
Hit-by-Pitch.....	20, 2002

PITCHING

Wins.....	21, 1991
Losses.....	22, 1974
Saves.....	12, 1972 and 73
Win Percentage.....	.739 (17-6), 1983
ERA.....	2.82, 1972
Innings Pitched.....	322.0, 1998
Hits.....	387, 1997
Runs.....	220, 1997
Earned Runs.....	195, 1997
Home Runs.....	44, 2000 & 2019
Walks.....	123, 1970
Strikeouts.....	269, 2019
Games Started.....	37, 1998
Complete Games.....	2, 1979
Relief Appearances.....	140, 2004
Shutouts.....	5, 1973
Hit-Batsmen.....	15, 1997 and 2017
Wild Pitches.....	26, 2001

MISCELLANEOUS RECORDS

One-run games, Won.....	14, 1989
One-run games, Lost.....	9, 1988
Extra-Innings, Won.....	4, 1968 and 96
Extra-Innings, Lost.....	5, 1967
Night games, Won.....	5, 1973 and 75
Night games, Lost.....	3, many years
Day games, Won.....	20, 1991 and 2004
Day games, Lost.....	21, 1998
Home games, Won.....	13, 1991
Home games, Lost.....	11, 1997
Road games, Won.....	12, 2012
Road games, Lost.....	13, 1988
Vs. Right-handers, Won.....	15, 1996, 2001 and 04
Vs. Right-handers, Lost.....	17, 1999
Vs. Left-handers, Won.....	13, 1991
Vs. Left-handers, Lost.....	12, 1974
Vs. AL, Won.....	15, 1991
Vs. AL, Lost.....	15, 1998
Vs. NL, Won.....	11, 1973, 89 and 2004
Vs. NL, Lost.....	13, 1974 and 86
Double plays, Twins.....	41, 1991
Double plays, Opponent.....	49, 1996
Errors, Team.....	44, 1967
Errors, Opponent.....	47, 1991
Errors, Individual.....	9, Ferrer, 1974 and Meares, 1996
Left-on-base, Twins.....	258, 1998
Left-on-base, Opponent.....	257, 1998

Attendance, Season	
Home.....	170,497 (15), 2010 (two exhibition games at Target Field)
Road.....	118,111 (17), 1988
Florida	
Orlando.....	58,796 (14), 1989
Lee County.....	129,543 (17), 2008
Road.....	124,733 (19), 2012
Average, Season	
Orlando.....	7,443 (16), 1989
Lee County.....	7,808 (16), 2007
Road.....	7,304 (16), 1996
Average, Florida	
Orlando.....	4,258 (12), 1988
Lee County.....	8,091 (16), 2011
Road.....	5,417 (16), 2005
Attendance, Game High	
Home.....	35,100, Chicago-NL
	April 1, 1989 at Metrodome
Road.....	37,637, Colorado
	March 30, 1996 at Denver
Florida	
Orlando.....	5,488, Los Angeles, March 29, 1964
Lee County.....	9,298, New York-AL, March 22, 2014
Road.....	10,698, New York-AL, March 21, 2013
Attendance, Game Low	
Orlando.....	432, Philadelphia, April 3, 1974
Lee County.....	1,389, Texas, April 18, 1995
Road.....	300, Montreal, March 14, 1974

SPRING TRAINING INFORMATION

TWINS ANNUAL SPRING RECORD

YEAR	RECORD	YEAR	RECORD	YEAR	RECORD	YEAR	RECORD
1961	15-14	1976	10-5	1991	21-10	2006	19-13
1962	12-13	1977	14-15	1992	12-15-1	2007	14-17
1963	7-20	1978	15-10	1993	17-13	2008	15-15
1964	16-10	1979	13-13	1994	14-18	2009	19-13
1965	11-16	1980	15-6	1995	8-6	2010	16-14
1966	15-13	1981	15-13	1996	18-15	2011	20-12
1967	12-17	1982	9-16	1997	13-21	2012	18-15
1968	12-16	1983	17-6	1998	15-21-1	2013	17-16
1969	12-12	1984	13-13	1999	13-21	2014	9-16-3
1970	7-20	1985	13-16-1	2000	17-17	2015	13-16-3
1971	11-15	1986	11-19	2001	19-14	2016	19-11-2
1972	16-9	1987	14-10	2002	18-14-1	2017	17-13-3
1973	15-14	1988	11-18	2003	19-13	2018	14-14-3
1974	5-22	1989	19-12	2004	20-11	2019	14-13-3
1975	17-13	1990	6-9	2005	15-14-2	TOTALS	841-826-23

ATTENDANCE AT HAMMOND STADIUM

YEAR	DATES	ATTENDANCE	AVERAGE	YEAR	DATES	ATTENDANCE	AVERAGE
1991	18	123,753	6,875	2007	17	129,543	7,620
1992	17	119,920	7,054	2008	16	124,934	7,808
1993	16	90,503	5,656	2009	17	122,555	7,209
1994	15	100,930	6,729	2010	13	104,712	8,054
1995*	7	18,737	2,677	2011	16	129,453	8,091
1996	17	80,027	4,707	2012	16	117,503	7,344
1997	18	89,743	4,986	2013	17	113,845	6,697
1998	19	90,523	4,764	2014	14	107,806	7,700
1999	16	82,527	5,158	2015	16	123,994	7,294
2000	17	99,432	5,849	2016	15	121,005	8,067
2001	18	94,513	5,251	2017	15	108,365	7,224
2002	17	102,238	6,014	2018	16	115,147	7,196
2003	15	106,209	7,081	2019	18	121,798	6,766
2004	15	110,331	7,355	TOTAL	463	3,083,311	6,659
2005	15	111,691	7,446				
2006	17	121,574	7,151				

* - does not include 17 replacement games which drew 49,240



TWINS 2020 SPRING TRAINING DATA

HEADQUARTERS: Four Points by Sheraton
13600 Treeline Avenue South
Ft. Myers, FL 33913
239-322-1399

STADIUM: CenturyLink Sports Complex
14100 Six Mile Cypress Parkway
Ft. Myers, FL 33912
239-533-7610

REPORTING DATES: Pitchers & Catchers, February 12
Position Players, February 17

FIRST WORKOUTS: Pitchers & Catchers, February 13
Position Players, February 18

MEDIA AND PHOTO DAY: Thursday, February 20, 7:30 a.m.

EXHIBITION SCHEDULE

DATE	DAY	OPPONENT	SITE	RADIO	TV	TIME
2/21	FRIDAY	U OF MINNESOTA	CENTURYLINK SPORTS COMPLEX	TIBN	--	6:05 PM
2/22	Saturday	at Pittsburgh	Bradenton	TIBN/WCCO	--	1:05 pm
2/23	SUNDAY	TORONTO	CENTURYLINK SPORTS COMPLEX	TIBN/WCCO	FSNo	1:05 PM
2/24	MONDAY	BOSTON (SS)	CENTURYLINK SPORTS COMPLEX	TIBN/WCCO	FSNo	1:05 PM
2/25	Tuesday	at Atlanta	North Port	--	--	1:05 pm
2/26	WEDNESDAY	PHILADELPHIA (SS)	CENTURYLINK SPORTS COMPLEX	TIBN	FSNo	1:05 PM
		at Tampa Bay (SS)	Port Charlotte	--	--	1:05 pm
2/27	Thursday	at Toronto	Dunedin	--	--	1:07 pm
2/28	FRIDAY	BOSTON	CENTURYLINK SPORTS COMPLEX	TIBN/WCCO	--	1:05 PM
2/29	SATURDAY	PITTSBURGH	CENTURYLINK SPORTS COMPLEX	TIBN/WCCO	--	6:05 PM
3/1	Sunday	at Tampa Bay	Port Charlotte	TIBN	FSNo	1:05 pm
3/2	Monday	at St. Louis	Jupiter	--	--	1:05 pm
3/3	TUESDAY	DETROIT	CENTURYLINK SPORTS COMPLEX	TIBN	FSNo	1:05 PM
3/4	Wednesday	OFF DAY				
3/5	Thursday	at Baltimore	Sarasota	--	--	3:05 pm
3/6	FRIDAY	TAMPA BAY	CENTURYLINK SPORTS COMPLEX	--	--	1:05 PM
3/7	Saturday	at Detroit	Santo Domingo, DR	TIBN/WCCO	--	11:35 am
3/8	Sunday	at Boston	JetBlue Park	TIBN	--	TBD
3/9	MONDAY	ST. LOUIS	CENTURYLINK SPORTS COMPLEX	TIBN/WCCO	FSNo	1:05 PM
3/10	Tuesday	at Philadelphia	Clearwater	--	--	1:05 pm
3/11	WEDNESDAY	ATLANTA	CENTURYLINK SPORTS COMPLEX	TIBN	FSNo	1:05 PM
3/12	THURSDAY	BALTIMORE	CENTURYLINK SPORTS COMPLEX	TIBN/WCCO	FSNo	6:05 PM
3/13	Friday	at Pittsburgh	Bradenton	--	--	6:05 pm
3/14	SATURDAY	NEW YORK-NL	CENTURYLINK SPORTS COMPLEX	TIBN/WCCO	--	1:05 PM
3/15	SUNDAY	ATLANTA (SS)	CENTURYLINK SPORTS COMPLEX	WCCO	FSNo	1:05 PM
		at New York-AL (SS)	Tampa	--	--	1:05 pm
3/16	Monday	OFF DAY				
3/17	Tuesday	at Atlanta (SS)	North Port	--	--	1:05 pm
3/18	WEDNESDAY	BALTIMORE	CENTURYLINK SPORTS COMPLEX	TIBN/WCCO	FSNo	1:05 PM
3/19	Thursday	at New York-NL	Port St. Lucie	--	--	1:10 pm
3/20	FRIDAY	BOSTON (SS)	CENTURYLINK SPORTS COMPLEX	TIBN/WCCO	FSNo	1:05 PM
3/21	SATURDAY	NEW YORK-AL (SS)	CENTURYLINK SPORTS COMPLEX	TIBN/WCCO	FSNo	1:05 PM
		at Baltimore (SS)	Sarasota	--	--	6:05 pm
3/22	Sunday	at Boston	JetBlue Park	TIBN/WCCO	--	1:05 pm
3/23	Monday	Rochester	CenturyLink Sports Complex	--	--	12:05 PM

NOTE: All times Eastern ... schedule subject to change.

NATIONAL BASEBALL HALL OF FAME INFORMATION



NATIONAL BASEBALL HALL OF FAME AND MUSEUM

25 Main Street, Cooperstown, New York 13326

Phone: (607) 547-7200 Fax: (607) 547-2044

Public Relations: (607) 547-0215

E-mail Address: info@baseballhalloffame.org

Website: baseballhall.org

Summer Hours: Memorial Day Weekend - Labor Day Weekend: 9 am to 9 pm

Regular Hours: 9 a.m. to 5 p.m.

Holiday Closings: Thanksgiving Day, Christmas Day and New Year's Day.

DIRECTORY

Jane Forbes Clark (Chairman), Joe Morgan (Vice Chairman), Tim Mead (President), Jeff Jones (Senior Vice President of Finance and Administration), Sean Gahagan (Vice President, Retail Merchandising & Licensing), Erik Strohl (Vice President of Exhibitions and Collections), Ken Meifert (Vice President, Sponsorship & Development), Jim Gates (Librarian), Jon Shestakofsky (Vice President, Communications & Education) and Craig Muder (Communications Director).

2020 HALL OF FAME WEEKEND - JULY 24-27

Induction Ceremony: Sunday, July 26 at 1:30 p.m. ET, Clark Sports Center — **Awards:** Saturday, July 25 at 4:30 p.m. ET, Doubleday Field
BBWAA Class of 2020: Derek Jeter, Marvin Miller, Ted Simmons and Larry Walker

MINNESOTA TWINS IN THE HALL OF FAME

A total of nine former players to earn enshrinement in the Baseball Hall of Fame spent some of their professional careers with the Minnesota Twins. 2011 BBWAA electee Bert Blyleven (1970-1976, 1985-1988), Rod Carew (1967-1978), Harmon Killebrew (1961-1974) and Kirby Puckett (1984-1995) are Hall of Famers who spent the majority of their careers with the Twins. Paul Molitor (1996-1998), Steve Carlton (1987-1988), Dave Winfield (1993-1994), Jim Thome (2010-11) and Jack Morris (1991) also played for the Twins. For more information on Twins in the Hall of Fame, visit the Hall of Famers team pages at www.baseballhall.org.

NOTABLE TWINS ARTIFACTS AT THE HALL OF FAME

- Spikes worn by Jorge Polanco on April 5, 2019, when he hit for the cycle.
- Helmet worn by Joe Mauer when he recorded his 2,000th career hit on April 12, 2018.
- Jersey worn by Miguel Sanó on July 10, 2017 during the All-Star Home Run Derby.
- Jersey worn by Brian Dozier on Sept. 22, 2016 when he set a new AL record with his 40th homer of the year as a second baseman.
- Cap worn by Phil Hughes when he set a big league record with a strikeout-to-walk ratio of 11.63-to-1 during the 2014 season.
- Cap and ball from Francisco Liriano's no-hitter on May 3, 2011 against the White Sox.
- Jim Thome's 587th home run bat from Sept. 11, 2010 to become eighth on the all-time list.
- Bat used by Jason Kubel to hit the first home run at Target Field on April 12, 2010.
- Dirt taken from the playing surface of Target Field on April 12, 2010, where the Twins played their first regular-season outdoor home game since Sept. 30, 1981.
- Bat and jersey worn by 2009 AL MVP and batting champion Joe Mauer.
- Ticket, ball and third base from Game #163 when the Twins earned the division title in the final regular-season game at the Metrodome on Oct. 6, 2009.
- Bat used by Michael Cuddyer to hit for cycle on May 22, the second Twin to hit for the cycle and one of the record-tying eight in the Majors during the 2009 season.
- Bat used by Joe Mauer during the final game of 2006, to seal the AL batting title.
- Bat used by Hall of Famer Kirby Puckett to go 6-for-6 on Aug. 30, 1987, giving him an AL record 10 straight hits.
- Batting gloves used by Hall of Famer and seven-time batting champion Rod Carew.

A LOOK AHEAD TO 2021

Ballots for the 2021 Hall of Fame/BBWAA election will be distributed following the 2020 season with results from the voting scheduled to be announced in January 2021. A partial list of first-year candidates for election includes Mark Buehrle, Tim Hudson, Torii Hunter and Aramis Ramirez. Historical information on past BBWAA elections and the election process can be accessed at www.baseballhall.org or by contacting the Hall of Fame Communications department.

CONNECT TO COOPERSTOWN

- For up-to-the-minute news from Cooperstown, visit at www.baseballhall.org. Stay up-to-date on all the activity at the Hall of Fame's official site and through social networking on Facebook, Instagram, Twitter and YouTube.
- If you would like to receive interesting stories and timely news items direct from the Hall of Fame and get the inside track on the latest happenings in Cooperstown, sign up for Inside Pitch. There's no cost to receive our weekly electronic newsletter in your e-mail box at home or work and it's easy to enroll! Just log on to www.baseballhall.org/media/museum-facts.
- If you have an interest in receiving Around The Horn, the Hall's monthly media newsletter, please send an e-mail to info@baseballhall.org. Be sure to include your name, name of organization and e-mail address. Or visit www.baseballhall.org/media-info.

RESEARCH ASSISTANCE

The Hall of Fame is pleased to provide assistance in baseball research and members of the media are encouraged to utilize this valuable baseball resource whenever necessary by calling the Public Relations department at (607) 547-0215, or the Library Reference desk at (607) 547-0330.

MINNESOTA TWINS MAJOR LEAGUE ROSTER

MANAGER: 5 Rocco Baldelli **COACHES:** 27 Mike Bell (Bench), 75 Nate Damman (Quality Control), 46 Tony Diaz (Third Base/Infield), 67 Bill Evers (Major League Coach/Catching), 63 Rudy Hernandez (Hitting), 47 Wes Johnson (Pitching), 33 Bob McClure (Bullpen), 84 Edgar Varela (Hitting), 40 Tommy Watkins (First Base/Outfield).
TRAINER: Michael Salazar **ASSISTANT TRAINERS:** Mesa Abe, Matt Bancarz, **STRENGTH & CONDITIONING:** Ian Radtch

NO.	PITCHERS (22):		B-T	HT	WT	BIRTHPLACE	BORN	RESIDENCE	2019 CLUB		W	L	ERA	6	GS	SV	IP	H	R	ER	BB	SO	MLS	
	AAA	AAA																						
66	R/R	6'0"	205	7/28/1995	Bays De Haina, DR	2019 CLUB	AAA Rochester	Bays De Haina, DR	0	0	0.00	0	0	0	0	0	7.2	4	0	0	0	2	11	
15	R/R	6'4"	223	5/2/1986	La Grange, TX	2019 CLUB	AAA Rochester	La Grange, TX	0	0	0.00	2	0	0	0	0	12	1	0	0	0	1	1	
17	R-R	6'0"	205	5/27/1994	Bayamón, PR	2019 CLUB	AAA Rochester	Bayamón, PR	7	6	4.80	18	18	0	0	0	90.0	89	49	48	38	61	11,017	
62	R-R	6'3"	175	10/29/1996	Shelville, GA	2019 CLUB	AAA Rochester	Key West, FL	6	3	4.30	13	13	0	0	0	73.1	73	35	35	15	68	3,044	
36	R-R	6'3"	200	2/14/1985	Lexington, KY	2019 CLUB	AAA Rochester	Tampa, FL	1	0	4.05	4	4	0	0	0	13.1	8	7	6	8	19	1,017	
68	R-R	6'1"	230	1/17/1995	South Park, PA	2019 CLUB	AAA Rochester	Hedgesville, WV	1	0	3.00	3	0	0	0	0	3.0	2	1	1	0	4	10,134	
21	R-R	6'3"	220	12/27/1990	Houston, TX	2019 CLUB	AAA Rochester	Houston, TX	0	0	2.90	53	3	0	0	0	62.0	38	20	20	15	64	1,053	
59	R-R	6'5"	230	1/29/1998	Esperanza, DR	2019 CLUB	AAA Rochester	Esperanza, DR	3	0	0.40	4	4	0	0	0	22.1	18	1	1	4	14	0,053	
44	L-L	6'5"	221	3/11/1980	Boston, MA	2019 CLUB	AAA Rochester	Boston, MA	4	2	2.15	9	7	0	0	0	46.0	28	12	11	18	34	1,017	
52	R-R	6'4"	220	10/29/1995	Burlington, NC	2019 CLUB	AAA Rochester	Meklane, NC	2	1	1.59	9	5	0	0	0	28.1	27	9	5	5	23	3,074	
18	R-R	6'1"	184	4/11/1988	Osaka, Japan	2019 CLUB	AAA Rochester	Meklane, NC	5	1	2.50	58	0	0	0	0	57.2	44	23	16	14	82	1,017	
65	R-R	6'5"	240	9/23/1989	Longview, WA	2019 CLUB	AAA Rochester	Esperanza, DR	2	3	3.23	16	15	0	0	0	78.0	63	29	28	31	95	0,000	
12	R-R	6'2"	190	3/27/1990	Highland, IL	2019 CLUB	AAA Rochester	Highland, IL	3	9	3.23	16	15	0	0	0	37.0	34	20	20	9	41	10,127	
35	R-R	6'7"	280	1/18/1989	Yaguata, DR	2019 CLUB	AAA Rochester	Yaguata, DR	0	0	0.00	1	1	0	0	0	4.0	2	0	0	0	0	8	10,127
71	R-R	6'3"	205	3/21/1994	Virginia Beach, VA	2019 CLUB	AAA Rochester	Boston, MA	4	1	2.45	13	13	0	0	0	58.2	48	20	16	18	72	1,017	
55	L-L	6'3"	190	12/17/1990	Denver, CO	2019 CLUB	AAA Rochester	Meklane, NC	3	3	3.71	20	7	1	0	0	63.0	55	29	26	25	68	0,119	
77	R-R	6'0"	215	12/24/1994	San Juan De La Maguana, DR	2019 CLUB	AAA Rochester	San Juan De La Maguana, DR	6	0	2.88	29	0	0	0	0	37.0	34	12	11	9	32	1,017	
54	R-R	5'10"	180	3/4/1983	Brentley, CA	2019 CLUB	AAA Rochester	San Francisco, CA	10	8	4.04	37	26	3	0	0	153.2	114	70	69	51	169	4,000	
31	R-L	6'3"	195	5/27/1995	Yorbales, NJ	2019 CLUB	AAA Rochester	Ft. Myers, FL	5	3	2.94	65	0	2	0	0	64.1	43	24	21	26	79	5,012	
61	R-R	6'2"	180	6/4/1984	Somers Point, NJ	2019 CLUB	AAA Rochester	Mays Landing, NJ	15	7	3.51	30	30	0	0	0	159.0	139	65	62	53	178	6,042	
						2019 CLUB	AAA Rochester	Atlanta, GA	11	5	4.01	26	26	0	0	0	146.0	141	68	65	28	140	8,090	
						2019 CLUB	AAA Rochester	Atlanta, GA	2	3	4.40	8	7	0	0	0	28.2	30	16	14	17	39	0,038	
						2019 CLUB	AAA Rochester	Littleton, CO	5	1	3.84	12	9	0	0	0	61.0	53	29	26	27	68	1,017	
						2019 CLUB	AAA Rochester	Littleton, CO	0	0	0.00	1	1	0	0	0	4.0	2	0	0	0	0	8	10,127
						2019 CLUB	AAA Rochester	Littleton, CO	3	3	3.71	20	7	1	0	0	63.0	55	29	26	25	68	0,119	
						2019 CLUB	AAA Rochester	Littleton, CO	6	0	2.88	29	0	0	0	0	37.0	34	12	11	9	32	1,017	
						2019 CLUB	AAA Rochester	Littleton, CO	10	8	4.04	37	26	3	0	0	153.2	114	70	69	51	169	4,000	
						2019 CLUB	AAA Rochester	Littleton, CO	5	3	2.94	65	0	2	0	0	64.1	43	24	21	26	79	5,012	
						2019 CLUB	AAA Rochester	Littleton, CO	15	7	3.51	30	30	0	0	0	159.0	139	65	62	53	178	6,042	
						2019 CLUB	AAA Rochester	Littleton, CO	11	5	4.01	26	26	0	0	0	146.0	141	68	65	28	140	8,090	
						2019 CLUB	AAA Rochester	Littleton, CO	2	3	4.40	8	7	0	0	0	28.2	30	16	14	17	39	0,038	
						2019 CLUB	AAA Rochester	Littleton, CO	5	1	3.84	12	9	0	0	0	61.0	53	29	26	27	68	1,017	
						2019 CLUB	AAA Rochester	Littleton, CO	0	0	0.00	1	1	0	0	0	4.0	2	0	0	0	0	8	10,127
						2019 CLUB	AAA Rochester	Littleton, CO	4	1	2.45	13	13	0	0	0	58.2	48	20	16	18	72	1,017	
						2019 CLUB	AAA Rochester	Littleton, CO	3	3	3.71	20	7	1	0	0	63.0	55	29	26	25	68	0,119	
						2019 CLUB	AAA Rochester	Littleton, CO	6	0	2.88	29	0	0	0	0	37.0	34	12	11	9	32	1,017	
						2019 CLUB	AAA Rochester	Littleton, CO	10	8	4.04	37	26	3	0	0	153.2	114	70	69	51	169	4,000	
						2019 CLUB	AAA Rochester	Littleton, CO	5	3	2.94	65	0	2	0	0	64.1	43	24	21	26	79	5,012	
						2019 CLUB	AAA Rochester	Littleton, CO	15	7	3.51	30	30	0	0	0	159.0	139	65	62	53	178	6,042	
						2019 CLUB	AAA Rochester	Littleton, CO	11	5	4.01	26	26	0	0	0	146.0	141	68	65	28	140	8,090	
						2019 CLUB	AAA Rochester	Littleton, CO	2	3	4.40	8	7	0	0	0	28.2	30	16	14	17	39	0,038	
						2019 CLUB	AAA Rochester	Littleton, CO	5	1	3.84	12	9	0	0	0	61.0	53	29	26	27	68	1,017	
						2019 CLUB	AAA Rochester	Littleton, CO	0	0	0.00	1	1	0	0	0	4.0	2	0	0	0	0	8	10,127
						2019 CLUB	AAA Rochester	Littleton, CO	4	1	2.45	13	13	0	0	0	58.2	48	20	16	18	72	1,017	
						2019 CLUB	AAA Rochester	Littleton, CO	3	3	3.71	20	7	1	0	0	63.0	55	29	26	25	68	0,119	
						2019 CLUB	AAA Rochester	Littleton, CO	6	0	2.88	29	0	0	0	0	37.0	34	12	11	9	32	1,017	
						2019 CLUB	AAA Rochester	Littleton, CO	10	8	4.04	37	26	3	0	0	153.2	114	70	69	51	169	4,000	
						2019 CLUB	AAA Rochester	Littleton, CO	5	3	2.94	65	0	2	0	0	64.1	43	24	21	26	79	5,012	
						2019 CLUB	AAA Rochester	Littleton, CO	15	7	3.51	30	30	0	0	0	159.0	139	65	62	53	178	6,042	
						2019 CLUB	AAA Rochester	Littleton, CO	11	5	4.01	26	26	0	0	0	146.0	141	68	65	28	140	8,090	
						2019 CLUB	AAA Rochester	Littleton, CO	2	3	4.40	8	7	0	0	0	28.2	30	16	14	17	39	0,038	
						2019 CLUB	AAA Rochester	Littleton, CO	5	1	3.84	12	9	0	0	0	61.0	53	29	26	27	68	1,017	
						2019 CLUB	AAA Rochester	Littleton, CO	0	0	0.00	1	1	0	0	0	4.0	2	0	0	0	0	8	10,127
						2019 CLUB	AAA Rochester	Littleton, CO	4	1	2.45	13	13	0	0	0	58.2	48	20	16	18	72	1,017	
						2019 CLUB	AAA Rochester	Littleton, CO	3	3	3.71	20	7	1	0	0	63.0	55	29	26	25	68	0,119	
						2019 CLUB	AAA Rochester	Littleton, CO	6	0	2.88	29	0	0	0	0	37.0	34	12	11	9	32	1,017	
						2019 CLUB	AAA Rochester	Littleton, CO	10	8	4.04	37	26	3	0	0	153.2	114	70	69	51	169	4,000	
						2019 CLUB	AAA Rochester	Littleton, CO	5	3	2.94	65	0	2	0	0	64.1	43	24	21	26	79	5,012	
						2019 CLUB	AAA Rochester	Littleton, CO	15	7	3.51	30	30	0	0	0	159.0	139	65	62	53	178	6,042	
						2019 CLUB	AAA Rochester	Littleton, CO	11	5	4.01	26	26	0	0	0	146.0	141	68	65	28	1		

43	Lewis Thorpe	R-L	6'1"	218	11/23/1995	Melbourne, AUS	Melbourne, AUS	AAA Rochester	5	4	4.58	20	19	0	96.1	91	51	49	25	119	0.054
								MINNESOTA	3	2	6.18	12	2	0	27.2	38	19	19	10	31	
37	Matt Wisler	R-R	6'3"	215	9/12/1992	Bryan, OH	Atlanta, GA	SAN DIEGO	2	2	5.28	21	0	0	25.0	34	17	17	10	34	3.042
								SEATTLE	1	2	6.04	23	8	0	22.1	22	17	15	6	28	
NO. CATCHERS (3):																					
64	Williams Astudillo	R-R	5'9"	225	10/14/1991	Bercelona Anzoategui, VZ	RESIDENCE	2019 CLUB	AVG	6	AB	R	H	2B	3B	HR	RBI	BB	SO	SB	M.S.
							Bercelona Anzoategui, VZ	AAA Pensacola	.353	5	17	5	6	1	0	2	4	1	0	0	1.061
								AAA Rochester	.423	18	78	33	1	0	5	19	2	2	2	1	
								MINNESOTA	.268	58	190	28	51	9	0	4	21	5	8	0	
16	Alex Avila	L-R	5'11"	210	12/9/1987	Hialeah, FL	Fort Lauderdale, FL	ARIZONA	.207	63	164	22	34	8	0	9	24	36	68	1	10.061
8	Mitch Gayner	R-R	6'1"	220	11/5/1991	Albuquerque, NM	Albuquerque, NM	AAA Pensacola	.111	3	9	1	1	0	0	0	0	0	3	0	2.045
								MINNESOTA	.273	93	311	70	85	16	1	31	67	41	87	0	
NO. INFELDERS (8):																					
13	Ehrle Adrianza	S-R	6'1"	195	8/21/1989	Guarenas, Miranda, VZ	RESIDENCE	2019 CLUB	AVG	6	AB	R	H	2B	3B	HR	RBI	BB	SO	SB	M.S.
							Miami, FL	MINNESOTA	.272	83	202	34	55	6	1	0	22	20	40	3	5.131
2	Luis Arreaz	L-R	5'10"	195	4/9/1997	San Felipe, Yaracuy, VZ	San Felipe, Yaracuy, VZ	AAA Pensacola	.342	38	146	18	50	6	1	0	14	18	13	3	0.121
								AAA Rochester	.348	16	66	8	23	4	0	0	8	6	2	1	
								MINNESOTA	.324	92	326	54	109	20	1	4	28	36	29	2	
74	Travis Blainemom	DR	6'2"	235	8/3/1996	Pensville, PA	Pensville, PA	A.F. Myers	.269	15	92	6	14	4	0	1	3	9	12	0	0.000
								AAA Pensacola	.278	93	388	50	108	18	2	18	51	18	93	11	
24	Josh Donaldson	R-R	6'1"	210	12/8/1985	Pensacola, FL	Tampa, FL	ATLANTA	.259	155	548	96	142	33	0	37	94	100	155	4	7.158
9	Marvin Gonzalez	S/R	6'1"	205	3/14/1989	Puerto Ordaz, VZ	Houston, TX	MINNESOTA	.264	114	425	52	112	19	0	15	55	31	98	1	7.133
1	Nick Gordon	L-R	6'0"	160	10/24/1995	Apop Park, FL	Winter Gardens, FL	AAA Rochester	.298	70	292	49	87	29	3	4	40	18	65	14	0.000
11	Jorge Polanco	S-R	5'11"	208	7/5/1993	San Pedro De Macoris, DR	San Pedro De Macoris, DR	MINNESOTA	.285	153	631	107	186	40	7	22	79	60	116	4	3.024
22	Miguel Sano	R-R	6'4"	272	5/11/1993	San Pedro De Macoris, DR	San Pedro De Macoris, DR	A.F. Myers	.800	2	5	1	4	0	0	0	1	3	1	0	4.065
								AAA Pensacola	.200	5	20	1	4	2	0	1	5	1	1	7	0
								AAA Rochester	.308	3	13	2	4	2	0	0	1	5	1	7	0
								MINNESOTA	.247	105	380	76	94	19	2	34	79	55	159	0	
NO. OUTFIELDERS (6):																					
25	Byron Bouton	R-R	6'2"	190	12/8/1993	Baxley, GA	RESIDENCE	2019 CLUB	AVG	6	AB	R	H	2B	3B	HR	RBI	BB	SO	SB	M.S.
							Baxley, GA	A Cedar Rapids	.500	1	2	1	1	1	0	0	0	1	1	0	3.160
								MINNESOTA	.262	87	271	48	71	30	4	10	46	19	68	14	
								AAA Rochester	.352	48	196	37	69	18	4	7	39	15	50	5	1.072
60	Jake Cave	L-L	6'0"	200	12/4/1992	Hampton, VA	Hampton, VA	MINNESOTA	.258	72	198	28	51	11	2	8	25	21	71	0	
								A Cedar Rapids	.276	117	450	52	124	24	3	10	51	48	81	14	0.000
79	Gilberto Celestino	R-L	6'0"	170	2/13/1999	Santo Domingo, DR	Santo Domingo, DR	A.F. Myers	.300	8	30	6	9	4	0	0	3	2	4	0	
26	Max Kepler	L-L	6'4"	235	2/10/1993	Berlin, Germany	San Diego, CA	MINNESOTA	.252	134	524	98	132	32	0	36	90	60	99	3	3.152
20	Eddie Rosario	L-R	6'1"	180	9/28/1991	Guayama, PR	Guayama, PR	MINNESOTA	.276	137	562	91	155	28	1	32	109	27	86	3	4.120
30	LeMonte Wade	L-L	6'1"	205	1/17/1994	Baltimore, MD	Owings Mill, MD	A Cedar Rapids	.133	4	15	1	2	0	0	0	0	3	5	0	0.088
								AA Chattanooga	.238	6	21	3	5	3	0	0	3	3	3	0	
								AAA Rochester	.246	77	264	47	65	12	1	5	24	56	48	7	
								MINNESOTA	.195	25	56	10	11	2	1	2	5	11	9	0	
NO. DESIGNATED HITTER (1):																					
23	Nelson Cruz	R-R	6'2"	230	7/17/1980	Las Matas De Santa Cruz, DR	RESIDENCE	2019 CLUB	AVG	6	AB	R	H	2B	3B	HR	RBI	BB	SO	SB	M.S.
							Las Matas De Santa Cruz, DR	A.F. Myers	0.286	2	6	0	2	0	0	0	0	0	3	0	12.082
								MINNESOTA	0.311	120	454	81	141	26	0	41	108	56	131	0	

NON-ROSTER PLAYERS (20)

NO.	PITCHERS (10)	B-T	HT	WT	BORN	BIRTHPLACE	RESIDENCE	2019 CLUB		W	L	ERA	G	GS	SV	IP	H	R	ER	BB	SO	MLS	
								A.F. Majors	AAA														
85	Charlie Bames	L-L	6'2"	190	10/17/1995	Sumter, SC	Sumter, SC	A.F. Majors	AAA Pensacola	3	2	6.51	8	3	0	37.1	42	27	39	30	24	35	0.000
								AAA Rochester	AAA Rochester	3	4	3.60	14	13	0	75.0	78	39	30	24	73		
45	Jhondys Chacin	R-R	6'3"	215	1/7/1988	Maracabo, VZ	Scottsdale, AZ	MILWAUKEE	MILWAUKEE	3	10	5.79	19	19	0	18.2	29	15	14	11	16		
								AAA Pensacola	AAA Pensacola	0	2	7.96	6	5	0	14.2	16	12	12	7	21	80	9.054
82	Sam Clay	L-L	6'2"	190	6/21/1993	Knowlton, TN	Davenport, FL	AAA Pensacola	AAA Rochester	3	3	2.70	31	1	8	46.2	44	18	14	18	46	0.000	
								A.F. Majors	AAA Rochester	1	1	4.97	14	0	2	22.2	26	12	11	10	26		
86	Edwin Corona	R-R	5'11"	240	5/9/1997	Caracas, VZ	Guaymas, VZ	A.F. Majors	AAA Pensacola	4	2	2.84	10	10	0	61.2	53	20	16	15	61	0.000	
								AAA Pensacola	AAA Rochester	4	0	2.03	7	4	0	31.0	21	8	7	15	37		
								AAA Rochester	AAA Rochester	0	0	17.36	2	0	0	4.2	8	9	9	2	4		
53	Danny Coulombe	L-L	5'10"	190	10/26/1989	St. Louis, MO	Scottsdale, AZ	AAA Scranton/Wilkes-Barre	AAA Scranton/Wilkes-Barre	3	2	5.01	17	0	1	23.1	26	13	13	15	43	2.054	
								AAA San Antonio	AAA Tacoma	1	0	4.15	14	0	0	13.0	13	7	6	2	18		
70	Ryan Garton	R-R	5'10"	190	12/5/1989	Cleanwater, FL	Trinity, FL	AAA Tacoma	AAA Tacoma	4	2	3.99	39	1	1	65.1	57	33	29	30	77	0.161	
								SEATTLE	SEATTLE	0	0	12.00	2	0	0	3.0	4	4	1	1	1		
58	Blaine Hardy	L-L	6'2"	218	3/14/1987	Seattle, WA	Edmonds, WA	A Lakeland	A Lakeland	0	0	0.00	2	0	0	3.0	0	0	0	0	3	4.108	
								DETROIT	DETROIT	1	1	4.47	39	0	0	44.1	38	24	22	13	29		
83	Giffin Iba	R-R	6'2"	195	11/22/1995	Phoenix, AZ	Dallas, TX	AAA Pensacola	AAA Pensacola	4	5	2.67	20	20	0	111.1	98	38	33	24	84	0.000	
								AAA Rochester	AAA Rochester	1	2	4.50	3	3	0	16.0	19	10	8	3	10		
49	Jake Reed	R-R	6'2"	195	9/29/1992	Tucson, AZ	La Mesa, CA	AAA Rochester	AAA Rochester	5	3	5.76	45	1	0	75.0	75	49	48	35	92	0.000	
72	Caleb Thebar	R-L	6'0"	205	1/3/1987	Northfield, MN	Ft. Collins, CO	AAA Toledo	AAA Toledo	2	1	3.30	50	0	4	76.1	74	29	28	16	92	1.148	
								AAA Gwinnett	AAA Gwinnett	0	0	0.00	1	0	1	2.0	1	0	0	0	0	2	
								2019 CLUB	2019 CLUB	AVG	6	AB	R	H	2B	3B	HR	RBI	BB	SO	SB	MLS	
								AAA Louisville	AAA Louisville	249	58	209	19	52	8	1	2	26	14	18	0	1.126	
								CINCINNATI	CINCINNATI	222	6	18	1	4	0	0	0	1	0	4	0		
87	Ryan Jeffers	R-R	6'4"	235	6/9/1997	Raleigh, NC	Wilmington, NC	A.F. Majors	AAA Pensacola	256	79	281	35	72	11	0	10	40	28	64	0	0.000	
								AAA Pensacola	AAA Pensacola	287	24	87	13	25	5	0	4	9	9	19	0		
80	Ben Rortved	L-R	5'10"	190	9/25/1997	Veneta, WI	New Glanis, WI	A.F. Majors	AAA Pensacola	238	24	80	13	19	8	1	2	10	12	16	0	0.000	
								AAA Pensacola	AAA Pensacola	239	55	197	19	47	8	0	5	19	23	51	0		
56	Tomás Velis	S-R	5'8"	220	6/18/1991	El Tigre, VZ	El Tigre, VZ	A.F. Majors	AAA Rochester	330	82	306	44	101	21	2	8	45	16	33	0	1.079	
								2019 CLUB	2019 CLUB	AVG	6	AB	R	H	2B	3B	HR	RBI	BB	SO	SB	MLS	
								A.F. Majors	A.F. Majors	238	94	383	55	91	17	3	10	35	27	90	16	0.000	
								AAA Pensacola	AAA Pensacola	231	33	134	14	31	9	1	2	14	11	33	6		
78	Jack Reinheimer	R-R	6'1"	185	7/19/1992	Charlotte, NC	Charlotte, NC	AAA Norfolk	AAA Norfolk	246	106	342	43	84	15	2	4	31	40	77	12	0.044	
41	Wilfredo Tovar	R-R	5'7"	180	8/11/1991	Santa Teresa De Ilay, VZ	Santa Teresa De Ilay, VZ	AAA Salt Lake	AAA Salt Lake	321	85	327	53	105	17	6	4	57	19	45	3	0.099	
								LOS ANGELES-AL	LOS ANGELES-AL	293	33	133	15	39	8	1	2	20	7	11	3		
								2019 CLUB	2019 CLUB	AVG	6	AB	R	H	2B	3B	HR	RBI	BB	SO	SB	MLS	
								AAA Pensacola	AAA Pensacola	283	94	375	47	106	18	2	9	43	29	76	7	0.000	
								A.F. Majors	A.F. Majors	316	84	320	33	101	26	1	6	44	32	74	4	0.000	
								AAA Pensacola	AAA Pensacola	295	43	156	26	46	4	0	7	22	22	50	0		
								GL Twins	GL Twins	333	2	6	2	2	0	0	0	0	0	1	0	0.000	
								AAA Rochester	AAA Rochester	0.281	65	228	41	64	16	0	14	47	35	95	2		

MINNESOTA TWINS 2020 SCHEDULE / TWINSBASEBALL.COM / 612 33-TWINS

MARCH / APRIL	SUN	MON	TUE	WED	THU	FRI	SAT	
					26 OAK 3:07	27 OAK 9:07	28 OAK 3:07	
	29 OAK 3:07	30 SEA 9:10	31 SEA 9:10	1 SEA 3:10	2 A's 3:10	3	4 A's 1:10	
	5 A's 1:10	6 C 1:10	7 C 12:10	8 C 12:10	9	10 CWS 7:10	11 CWS 1:10	
	12 CWS 1:10	13 TOR 6:07	14 TOR 6:07	15 TOR 6:07	16	17 D 7:10	18 D 1:10	
	19 D 1:10	20 S 6:40	21 S 6:40	22 S 6:40	23 S 12:10	24 R 7:10	25 R 1:10	
	26 R 1:10	27	28 LAD 9:10	29 LAD 9:10	30			

MAY	SUN	MON	TUE	WED	THU	FRI	SAT
						1 LAA 9:07	2 LAA 8:07
	3 LAA 3:07	4 SF 6:40	5 SF 6:40	6 SF 12:10	7	8 KC 7:10	9 KC 6:10
	10 KC 1:10	11 DET 6:10	12 DET 6:10	13 DET 6:10	14 DET 12:10	15 CLE 6:10	16 CLE 5:10
	17 CLE 12:10	18 O 6:40	19 O 6:40	20 O 12:10	21 S 6:40	22 S 7:10	23 S 1:10
	24 CWS 1:10	25	26 NYY 6:05	27 NYY 6:05	28 NYY 11:35	29 CWS 7:10	30 CWS 1:10

JUNE	SUN	MON	TUE	WED	THU	FRI	SAT
		1 TB 7:10	2 TB 7:10	3 TB 7:10	4 A 7:10	5 A 7:10	6 A 6:15
	7 A 1:10	8	9 BAL 6:05	10 BAL 6:05	11 BAL 6:05	12 KC 7:05	13 KC 3:05
	14 KC 1:05	15	16 M 7:10	17 M 12:10	18 NY 7:10	19 NY 7:10	20 NY 1:10
	21 NY 1:10	22 HOU 7:10	23 HOU 7:10	24 HOU 7:10	25	26 CR 7:10	27 CR 1:10
	28 CR 1:10	29	30 DET 6:10				

JULY	SUN	MON	TUE	WED	THU	FRI	SAT
				1 DET 6:10	2 DET 12:10	3 CLE 6:10	4 CLE 6:15
	5 CLE 12:10	6 KC 7:10	7 KC 7:10	8 KC 12:10	9 R 7:10	10 R 7:10	11 R 1:10
	12 R 1:10	13-16 ALL STAR BREAK DODGER STADIUM				17 TEX 7:05	18 TEX 6:05
	19 TEX 1:35	20 ARI 8:40	21 ARI 8:40	22 ARI 2:40	23 CWS 7:10	24 CWS 7:10	25 CWS 6:10
	26 CWS 1:10	27	28 LA 7:10	29 LA 12:10	30	31 A 7:10	

AUGUST	SUN	MON	TUE	WED	THU	FRI	SAT
							1 A 6:10
	2 A 1:10	3 C 7:10	4 C 7:10	5 C 12:10	6 KC 7:05	7 KC 7:05	8 KC 6:05
	9 KC 1:05	10 BOS 6:10	11 BOS 6:10	12 BOS 6:10	13 BOS 12:05	14 KC 7:10	15 KC 6:10
	16 KC 1:10	17	18 S 7:10	19 S 12:10	20	21 D 7:10	22 D 6:10
	23 DET 1:10	24	25 MIL 7:10	26 MIL 1:10	27	28 TB 6:10	29 TB 3:05

SEPTEMBER	SUN	MON	TUE	WED	THU	FRI	SAT
			1 C 7:10	2 C 7:10	3 C 12:10	4 S 7:10	5 S 6:10
	6 S 1:10	7	8 CLE 5:10	9 CLE 5:10	10 CLE 5:10	11 DET 6:10	12 DET 5:10
	13 DET 12:10	14	15 T 6:40	16 T 6:40	17 T 6:40	18 D 7:10	19 D 6:10
	20 D 1:10	21	22 SD 9:10	23 SD 9:10	24 SD 2:40	25 KC 7:05	26 KC 6:05
	27 KC 2:05	28	29	30			

All games on WCCO News Radio 830 and Treasure Island Baseball Network. All times Central. Schedule subject to change.



Value Home Games
Select Home Games
Premium Home Games
Home Opener