

2020



MEDIA
GUIDE



PETE ALONSO

2019 N.L. ROOKIE OF THE YEAR

★ WINNER ★

JACOB deGROM

2019 N.L. CY YOUNG AWARD

★ WINNER ★

A REFRESHING WAY TO CHEER



PROUD PARTNER

TABLE OF CONTENTS

2020 METS MEDIA GUIDE

Table of Contents.....	1
Community Outreach.....	2-7
Club Directory.....	8-14

OFFICE OF THE CHAIRMAN

Office of the Chairman.....	16
Partners & Board of Directors.....	17
Office of the Chairman Staff.....	18

FRONT OFFICE & MEDICAL

Business Executives.....	20-25
Baseball Executives.....	26-30
Support Staff.....	31
Medical Staff/Training Staff.....	32-37
Mets Ambassadors.....	38-41
Mets Staff.....	42-50
Metropolitan Hospitality.....	51-52
Syracuse Mets.....	53
Florida Operations/Kingsport Mets.....	54
Brooklyn Cyclones.....	55
Queens Ballpark Company, L.L.C.....	56

MANAGER & COACHES

Luis Rojas.....	58-59
Coaches.....	60-75
Additional Staff.....	76
All-Time Coaches.....	77

2020 NEW YORK METS

Player Biographies.....	80-232
-------------------------	--------

SCOUTING & MINOR LEAGUES

Scouting Staff.....	234
Pro Scouting.....	235
Amateur Scouting.....	236-240
International Scouting.....	241-242
Minor Leagues & Player Development Staff.....	243-249
Minor League Organizational Leaders.....	250
Minor League Affiliate Directory.....	251
Syracuse (AAA) Mets.....	252-253
Binghamton (AA) Rumble Ponies.....	254-255
St. Lucie (A) Mets.....	256-257
Columbia (A) Fireflies.....	258-259
Brooklyn (A) Cyclones.....	260-261
Kingsport (R) Mets.....	262-263
Gulf Coast (R) League.....	264-265
Dominican Republic Academy.....	266-267
Dominican Summer League Mets #1.....	268
Dominican Summer League Mets #2.....	269
Doubleday/Sterling Award Winners.....	270-272
Minor League Player Biographies.....	273-329



Citi Field • Flushing, NY 11368 • 718-507-METS

COMMUNICATIONS DEPARTMENT

718-565-4330 • mets.com • losmets.com • @Mets

Harold Kaufman.....	Vice President, Communications
Ethan Wilson.....	Senior Director, Communications
Zach Weber.....	Manager, Communications
Kristin Wojcik.....	Coordinator, Communications
Álan Surliel.....	Bilingual Media Coordinator
Zack Becker.....	Assistant, Communications

2019 YEAR IN REVIEW

Day-by-Days/Home Attendance.....	332-334
Chronology.....	335-338
Final Stats.....	339
Miscellaneous Charts.....	340
Highs & Lows.....	341
Major League Standings.....	342

HISTORY

Mets Hall of Fame.....	344-349
Mets Retired Numbers.....	350-351
The 1964 & 2013 All-Star Games.....	352-353
Mets All-Star Selections.....	354
Mets National Award Winners.....	355-356
Mets National League Award Winners.....	357-358
Mets All-Time Roster & Numerical Roster.....	359-373
Mets Uniform History.....	374-378
Mets Firsts: Polo Grounds, Shea & Citi Field.....	379-386
All-Time Batting/Pitching Leaders.....	387-388
Single-Season Batting/Pitching Leaders.....	389-390
Rookie Batting/Pitching Leaders.....	391-392
All-Time Leaders.....	393-394
Mets National League Leaders.....	394
All-Time Team Statistics.....	395-396
Year-by-Year Records.....	397
All-Time Win/Loss Breakdown.....	398-399
Historical Records.....	400-407
Last Trade With.....	408
No-Hitters & One-Hitters in Mets History.....	409-410
Opening Day Results/Line-Ups.....	411-413
Attendance Records.....	414-416
Important Dates in Mets History.....	417-423
Mets vs. NL/AL Opponents.....	424-449
When Was The Last Time.....	450-452
Year-by-Year Pinch-Hit Home Runs.....	453
Year-by-Year Grand Slams.....	454
Best and Worst Homestands and Road Trips.....	455
Mets Fielding Records.....	456

POSTSEASON

Game by Game Results.....	458-492
Postseason Records.....	493-503

MEDIA

Mets Radio/TV.....	506-513
Mets on the Air.....	514-515
Spring Training Information.....	516-518
Citi Field Diagram.....	519
New York Media.....	520
2020 Promotions.....	521
Filler Index.....	522
2020 New York Mets Schedule.....	524

The New York Mets 2020 Media Guide was prepared by the Mets Communications Department: Harold Kaufman, Ethan Wilson, Zach Weber, Kristin Wojcik, Alan Surliel and Zack Becker; and associates: Cen Koci, Ryan Morik, Robert Schardt, Elisabeth Schmidt.

Design & Layout by Jon Giebler. Cover by Jon Giebler. Photography by Marc S. Levine, Kayla Rice, AP Photos, Getty Images, Sports Illustrated, The Baseball Hall of Fame & MLB Photos.

Statistics used in the guide were generated by the Elias Sports Bureau, MLB Advanced Media, MLB Information Systems and Baseball-Reference.com.

Copyright 2020 Sterling Mets L.P. All rights reserved. All information as of February 5, 2020.

METS IN THE COMMUNITY

MILITARY & FIRST RESPONDERS

Tru32

If Steven Matz wasn't a professional baseball player, he would have pursued his dream to become a firefighter. Steven values first responders. He considers them our true heroes and he continues to honor their dedication through the Tru32 initiative, a program that he started in 2015.

Steven honors 32 heroes of the New York Police Department, Fire Department of New York and Military service members at various events at Citi Field during the season. The groups watch batting practice, meet and take photos with Steven and get to enjoy tickets to that night's home game.

In 2019, Matz invited members of the 102 Precinct in Queens to Citi Field to honor the late NYPD Detective Brian Simonsen, who died in the line of duty. Family members and fellow officers were on hand to receive a team signed jersey to commemorate their fallen hero.



Walter Reed

Every season since 2005, the Mets have visited Walter Reed National Military Medical Center in Bethesda, Maryland, to say thank you to the men and women of the military and their families.

The entire team along with Mr. Met hosts a lunch at the USO Center at Walter Reed. The day features fun and games along with a DJ and face painting for the children. The players pose for photos and sign autographs for the soldiers and listen to their experiences of life in the military.

Navy Ship Visit

In honor of fleet week last year, Mets players toured the USS New York to learn about life on the warship. Players including Steven Matz and Dominic Smith, whose brother serves in the Navy, took pictures with service members and handed out special Mets Challenge Coins.



KABOOM!



The Mets partnered with KaBOOM!, Workforce Housing Group and The Child Center of New York to build a playground in an underserved Far Rockaway community. More than 150 of Mets front office staff volunteered to help transform an empty site into a kid-designed, state-of-the-art playground in just six hours.

The Mets Foundation funded the project that will help make play the easy choice for kids and families in Far Rockaway for many years to come.

Mets ownership, Mr. Met and volunteers from the community joined the effort and the children from the neighborhood were able to see their new playground come together in just one day!



YA GOTTA READ!

The Mets launched “Ya Gotta Read!” in 2017 to foster a love of reading in students. The more children read, the better they do in school. Reading also is linked to expanded knowledge and vocabulary, improved attention span and memory and increased curiosity and imagination.

Thanks to a partnership with the Mets Foundation and Delta Airlines, the program has expanded to include almost 24,000 students at 19 elementary schools in Queens and Brooklyn.

For the 2020 edition of Ya Gotta Read, the Mets and Delta are challenging students to read for 20 minutes every school night for six weeks, coinciding with Mets Spring Training. The more minutes students read, the more Mets prizes they earn.

The student at each school who reads for the most will win four Field Level tickets to a Mets game, be honored on the field during a pre-game ceremony and receive a \$100 Citi Field Gift Card! The class at each school that reads the most will win an exclusive tour of Citi Field which includes behind-the-scenes visits to the Mets Clubhouse, Press Conference Room and Mets Dugout!



HEALTH AND WELLNESS

Mets on the Move

One of the keys to a healthy life is exercise, yet almost 20 percent of children ages 6 to 12 are not physically active. Mets on the Move presented by Subway aims to change that by providing a fun way to stay active and healthy.

In 2019, the Mets partnered with New York Edge and 20 after-school programs across the city on a health and wellness initiative consisting of an interactive four-week workout curriculum inspired by the Mets. The young girls and boys participate in a series of games and challenges on “Mets Mondays” and were rewarded with Mets-themed prizes. More than 1,000 children participated in the program.



The Mets plan to expand the program in 2020 with 40 schools and more than 2,000 students participating in the Mets on the Move program.



Eat Smart with the Mets

The New York Mets Foundation and GrowNYC teamed up for Eat Smart with the Mets, a nutrition program that encourages healthy eating and provides nutritional knowledge for young students. GrowNYC’s Seed to Plate Program tells the story of local food and why it’s important for our bodies, the environment, and our community, inspiring healthy food choices and environmental leaders.

The Seed to Plate program offered ten lesson plans to four participating elementary

schools that included field trips to local greenmarkets, exploring local farms, cooking lessons, and focused on the importance of a balanced diet.

The Mets Foundation and GrowNYC plan to expand the program in 2020 to eight schools in the Spring and Fall, which will allow 800 students to learn more about healthy living and nutrition.

METSGIVING



The MetsGiving initiative encompasses a series of programs in November and December that focus on helping the community during the holiday season. The events feature players, front-office staff and fans all working together to give back and help those who are underserved in our community.



Turkey Giveaway

The Mets hosted their sixth annual Turkey Giveaway in advance of Thanksgiving, distributing 2,000 turkeys throughout the five boroughs and Long Island to help families in need. Mets catcher Wilson Ramos and Mets employees also went door to door in Corona and East Elmhurst delivering complete Thanksgiving meals to 25 families.

The Mets worked with Mets Community Partner the Child Center of NY to give away turkeys to families in Queens, Hope Line in the Bronx, New York Common Pantry in Manhattan and Agape Food Rescue in Brooklyn. The Mets partnered with NYPD Community Affairs from the 110th precinct to select the families who received complete Thanksgiving meals.

Kids Holiday Party

The Mets hosted their annual Kids Holiday Party at Citi Field with more than 125 students celebrating the holiday season. Brandon Nimmo donned the Santa suit for the third year in a row. He was joined by his wife, Chelsea, as Mrs. Claus, Mets outfielder J.D. Davis and Mr. Met who helped him hand out presents to all of the students.

The children enjoyed a holiday lunch and played games before performing holiday songs for the crowd. Each student received a Mets themed gift bag at the end of the event.



Coat Drive

The Mets partnered with New York Cares on the 14th Annual “Warm-Up” Holiday Coat Drive at Citi Field. Mets employees worked alongside volunteers to collect more than 1,300 coats from fans who came out to the ballpark to donate new or gently-used coats to help New Yorkers in need. Fans who donated received a voucher for two tickets to a future Mets game as well as a discount to the Mets Team Store.



Food Drive

The Mets and Hain Celestial teamed up for the annual Food Drive benefiting the Mary Brennan Inn, a hunger-relief organization based in Hempstead, Long Island. Fans who donated at least 10 non-perishable items received a voucher good for two tickets to a Mets home game in 2020. The drive generated more than 2,600 pounds of food which will stock the Inn’s pantry for weeks.



CLUB DIRECTORY

OFFICE OF THE CHAIRMAN

Fred Wilpon.....	Chairman of the Board & Chief Executive Officer
Saul B. Katz.....	President
Jeff Wilpon.....	Chief Operating Officer
Karen Malin.....	Executive Assistant to the Chairman & CEO
Kathleen Ryan.....	Executive Assistant to the President
Katherine Fullam.....	Senior Executive Assistant to the Chief Operating Officer
Emily Hoover.....	Administrative Assistant to the Chief Operating Officer
Audrey Dwyer.....	Administrative Assistant to the President

PARTNERS & BOARD OF DIRECTORS

Fred Wilpon.....	Partner/Director
Saul B. Katz.....	Partner/Director
Jeff Wilpon.....	Partner/Director
Richard Wilpon.....	Partner/Director
Michael Katz.....	Partner/Director
David Katz.....	Partner/Director
Tom Osterman.....	Partner/Director
Steve Greenberg.....	Director
Stuart Sucherman.....	Director

OFFICERS

Fred Wilpon.....	Chairman of the Board & Chief Executive Officer
Saul B. Katz.....	President
Jeff Wilpon.....	Chief Operating Officer
David Cohen.....	Executive Vice President & Chief Legal Officer
Lou DePaoli.....	Executive Vice President & Chief Revenue Officer
Mark Peskin.....	Chief Financial Officer
Brodie Van Wagenen.....	Executive Vice President & General Manager
Mike Landeen.....	Senior Vice President, Venue Services & Operations
Holly Lindvall.....	Senior Vice President, Human Resources & Diversity
John Ricco.....	Senior Vice President, Senior Strategy Officer
Chris Zaber.....	Senior Vice President, Corporate Partnerships & Ticket Sales
Chris Brown.....	Vice President, Guest Experience & Venue Services
Heather Collamore.....	Vice President, Metropolitan Hospitality
Tom Festa.....	Vice President, Technology & Corporate Procurement
Jay Horwitz.....	Vice President, Alumni Public Relations & Team Historian
Neal Kaplan.....	Vice President & General Counsel
Harold Kaufman.....	Vice President, Communications
Len Labita.....	Vice President, Controller
Sue Lucchi.....	Vice President, Ballpark Operations
Haeda Mihaltses.....	Vice President, External Affairs & Community Engagement
Peter Woll.....	Vice President, Financial Planning & Analysis

BASEBALL OPERATIONS

Brodie Van Wagenen	Executive Vice President & General Manager
Allard Baird	Vice President, Assistant General Manager, Scouting & Player Development
Omar Minaya	Special Assistant to the General Manager
Adam Guttridge	Assistant General Manager, Systematic Development
Jared Banner	Executive Director, Player Development
Ian Levin	Senior Director, Baseball Operations
Terry Collins	Special Assistant to the General Manager
David Wright	Special Advisor to Mets COO & General Manager
Al Leiter	Special Advisor, Baseball Operations
Bryn Alderson	Director, Professional Scouting
Jeff Lebow	Assistant Director, Professional Scouting
Jason Stein	Assistant, Professional Scouting
Thomas Tanous	Senior Advisor, Amateur Scouting
Marc Tramuta	Director, Amateur Scouting
Bryan Hayes	Assistant Director, Amateur & International Scouting
Andrew Christie	Coordinator, Amateur & International Scouting
Tom Fleischman	Assistant, Amateur & International Scouting
Ronny Reyes	Director, Minor League Operations
Juan Henderson	Director, Latin America Operations
Kevin Walsh	Manager, Player Development
Joe Lefkowitz	Manager, Baseball Research & Development
Matt Fleishman	Coordinator, Baseball Research & Development
Jacob Dorris	Baseball Research & Development
Jared Faust	Analyst, Baseball Research & Development
Jake Toffler	Analyst, Baseball Research & Development
Joe Scarola	Manager, Video Operations
Sean Haggans	Senior Coordinator, Video Operations
Jim Kelly	Opposition Preparation & Replay Coordinator
David Lang	Coordinator, Pitching Analytics
Brooklyn Covell	Coordinator, Baseball Administration
Brian Schutzman	Assistant to the General Manager
Rosie Abreu	Administrative Assistant, Baseball Operations

MEDICAL DEPARTMENT

Dr. David Altchek	Medical Director
Dr. Struan Coleman	Head Team Physician
Dr. Andrew Pearle	Associate Team Physician
Dr. Kathryn McElheny	Non-Operative Medical Director
Dr. Anil Ranawat	Orthopedist
Dr. Joshua Dines	Orthopedist
Dr. Jonathan Deland	Foot & Ankle Specialist
Dr. Lawrence Inra	Cardiologist
Dr. Lawrence Levin	Cardiologist
Dr. James Kinderknecht	Primary Care Specialist
Dr. Richard Cohen	Internal Medicine Specialist
Dr. Bernard Rawlins	Spine Specialist
Dr. Howard Rosenberg	Infectious Disease Specialist
Dr. Michelle Carlson	Hand Specialist
Terrance Sgroi	Physical Therapy Specialist
Dr. Howard Livers	Dentist
Dr. Michael Jacobs	Dermatologist
Dr. Rock Positano	Podiatrist
Dr. Wayne Winnick	Chiropractor
Dr. Sangwoo Lee	Ophthalmologist
Dr. James Carr	Physician
Jim Cavallini	Director of Performance & Sports Science
Brian Chicklo	Head Athletic Trainer
Joseph Golia	Assistant Athletic Trainer
Sean Bardenett	Coordinator of Rehabilitation & Reconditioning
Justin "JT" Podell	Reconditioning Therapist
Dean Little	Sports Science Coordinator
Dustin Clarke	Performance Coach
Joshua Lifrak	Mental Performance Coach
Mike Barwis	Senior Advisor for Strength & Conditioning
Jack Jung	Massage Therapist
Maureen Stoecklein	Performance Nutritionist
Theresa Corderi	Coordinator, Clubhouse Catering

SUPPORT STAFF

Brian Small..... Director, Team Travel
 Kevin Kierst Equipment Manager
 Dave Berni..... Visiting Clubhouse Manager
 Jimmy Voigt..... Coordinator, Clubhouse Operations

BUSINESS OPERATIONS

Lou DePaoli..... Executive Vice President & Chief Revenue Officer

BUSINESS INTELLIGENCE & ANALYTICS

John Morris..... Executive Director, Business Analytics & Intelligence
 James Benesh..... Director, Consumer Strategy & Insight
 Douglas Joe..... Database Architect
 Jon Cokorinos..... Manager, Business Analytics & Intelligence
 Jay Habib..... Analyst, Business Analytics & Intelligence
 Raymond Borriello..... Application Developer

MARKETING & ENTERTAINMENT

Joe DeVito..... Executive Producer, Entertainment Marketing & Productions
 Frank Anselmo..... Executive Director, Creative Services
 Will Carafello..... Senior Director, Social Media
 Vito Vitiello..... Senior Director, Productions
 Bobby Clemens..... Director, Scoreboard & Entertainment
 Jill Grabill..... Director, Marketing
 Brendan McKeon..... Director, Production Technology
 Maurice Abbate..... Director, Original Content
 Marc Levine..... Team Photographer
 Jon Giebler..... Manager, Creative Services
 Josh Rosenman..... Manager, Branding & Graphics
 Tim Walsh..... Manager, Social Media
 Greg Alvarez..... Senior Graphics & Animation Designer
 Kayla Rice..... Coordinator, Photography & Creative Services
 Jelani Wheeler..... Coordinator, Marketing
 Ryan Chatel..... Video Editor, Social Media
 Nick Clemens..... Graphic Designer
 Nick Kelly..... Graphic Designer
 Austin Lewter..... Graphic Designer
 Anthony Vario..... Video Editor, Productions
 Claire Dalton..... Assistant, Content & Marketing
 Jenna Doak..... Assistant, Marketing & Productions
 Marysol Castro..... Public Address Announcer
 Colin Cosell..... Public Address Announcer

COMMUNICATIONS

Harold Kaufman..... Vice President, Communications
 Ethan Wilson..... Senior Director, Communications
 Zach Weber..... Manager, Communications
 Kristin Wojcik..... Coordinator, Communications
 Alan Suriel..... Bilingual Media Coordinator/Translator
 Zack Becker..... Assistant, Communications

BROADCASTING & EVENTS

Lorraine Hamilton..... Executive Director, Broadcasting & Special Events
 Laura South..... Director, Broadcasting & Special Events
 Gabby Jasper..... Coordinator, Broadcasting & Special Events

ALUMNI RELATIONS & TEAM HISTORY

Jay Horwitz..... Vice President, Alumni Public Relations & Team Historian
 Devon Sherwood..... Coordinator, Alumni Public Relations & Team Historian

BUSINESS STRATEGY

John Ricco..... Senior Vice President & Senior Strategy Officer
 Claire Kueny..... Director, Business Strategy
 Luciana Contreras..... Workday Engagement Manager
 Janine Laboy-Gonzalez..... Administrative Assistant, Business Strategy

CORPORATE PARTNERSHIP SALES & ACTIVATION

Chris Zaber.....	Senior Vice President, Corporate Partnerships & Ticket Sales
Brian Fling.....	Senior Director, Corporate Partnerships
David Hayob.....	Senior Director, Corporate Partnerships
Christina Andrews.....	Director, Corporate Partnerships & Suites
Ashley Camano.....	Director, Corporate Partnership Strategy
Brian Glynn.....	Director, Corporate Partnership Sales
Bill Kain.....	Director, Corporate Partnership Sales
Katie Mahon.....	Director, Corporate Partnership Sales
Jamie Ozure.....	Director, Corporate Partnership Strategy
Alexandra Conte.....	Senior Manager, Corporate Partnership Strategy & Activation
Kerry Davis.....	Manager, Corporate Partnerships & Suites
Ally Futterman.....	Manager, Corporate Partnership Activation
Ethan Mitnik.....	Manager, Corporate Partnership Strategy
Peter Sachs.....	Manager, Corporate Partnership Sales
Allie Weiller.....	Manager, Corporate Partnerships & Suites
Kellogg Adams.....	Senior Account Executive, Corporate Partnership Sales
Mike Genaro.....	Coordinator, Corporate Partnership Strategy
Grace Napolitano.....	Coordinator, Corporate Partnerships
Bairre Reilly.....	Coordinator, Corporate Partnerships & Suites

TICKET SALES & SERVICES

Chris Zaber.....	Senior Vice President, Corporate Partnerships & Ticket Sales
Laura Maier.....	Administrative Assistant, Ticket Sales & Services
Kenny Koperda.....	Executive Director, Ticket Sales & Services
Jarett Parver.....	Executive Director, Ticket Operations
Alan Aldwell.....	Director, Premium Services
Michael Berman.....	Director, Ticket Operations
Kyle Ingram.....	Director, Season Ticket Account Services
Max Inouye.....	Director, Premium Sales
Crystal Owusu.....	Director, Revenue Innovation & Strategy
Zachary Johnston.....	Director, New Business Development
Eric Petersen.....	Director, Ticket Services
Nicholas Szpur.....	Director, Inside Sales
Jake Winowich.....	Director, Group Sales & Services
Stephen Karl.....	Senior Manager, Ticket Sales Logistics
Chris Annarumma.....	Manager, Premium Sales
Jesse Hahn.....	Manager, Premium Sales
Chris Sortino.....	Manager, Premium Sales
Jake Titlebaum.....	Manager, Premium Sales
Matt Cohen.....	Manager, Premium Services
Chris Courchesne.....	Manager, Premium Services
Joseph Perez.....	Manager, Premium Services
Barry Gorman.....	Manager, Group Services
Mark Phillips.....	Manager, Group Sales Support
Ruell Dubin.....	Manager, Ticket Operations
Michele Rachek.....	Manager, Ticket Services
Taylor Kelly.....	Manager, Ticket Sales Logistics & Hospitality
Michael Parton.....	Ticket Portfolio Manager
John Fitzgerald.....	Senior Coordinator, Ticket Operations
Rich Leocadio.....	Coordinator, Priority Ticketing & Services
Jillian Sixsmith-Cox.....	Coordinator, Ticket Operations
Wayne Wang.....	Analyst, Asian Development & Sales
Young Choi.....	Analyst, Korean Market Development & Sales

Group Sales & Services Senior Account Executive—Nicole Annese; **Account Executives**—Carlos Ames, Howard Cole, Jr., Tyler DeFranco, Alan Gaines, Max Johnson, Evan Phillips, Jesse Portello, Aaron Ryley, Luis Santiago, Austin Seamster

Season Ticket Sales Account Executives—Joseph Ball, Justin Chasse, Lou Gadaleta, Garrett Jones, Austin Lockett, James McCarthy, Matthew Noone, Patrick O'Connor, Abby Rice, Nick Suriani

Season Ticket Account Services Senior Account Executive—Kaitlyn Wawryk; **Account Executives**—Becca Bisson, Garrett Kelly, Sarah Kitchen, Bradley Klug, Dom Neil, Chris Notaro, Stephen Orlowski, Emmanuel Santiago

Inside Sales Representatives – Carson Campbell, Mardochee Faustin, Austin Fitman, Jalen Kisner, Juli Lancaster, Tori Lynch, Jon Nunes, Austin Raab, Victor Rodriguez, Luc Sandler, Garrett Snyder, Christopher Walsh

LEGAL

David Cohen Executive Vice President & Chief Legal Officer
 Neal Kaplan Vice President & General Counsel
 James Denniston Senior Counsel
 Jessica Villanella Senior Director, Senior Counsel
 Brielle Speranzini Coordinator, Legal Affairs
 Christian Dilger Executive Assistant, Legal

HUMAN RESOURCES & ADMINISTRATION

Holly Lindvall Senior Vice President, Human Resources & Diversity
 Eva Ramsaran Senior Director, Human Resources
 Aubrey Wechsler Director, Employee Engagement
 Mollie McAdams Benefits Coordinator
 Olivia Goodwin Recruiting Coordinator
 Tom Jordon Assistant, Human Resources
 Edgar Suero Coordinator, Office Services
 Wendy Porter Receptionist

EXTERNAL AFFAIRS & COMMUNITY ENGAGEMENT

Haeda Mihaltses Vice President, External Affairs & Community Engagement
 Daniella Parillo Executive Director, External Affairs & Community Engagement
 Donovan Mitchell Director, Player Relations & Community Engagement
 Julianna Sabra Director, External Affairs & Community Engagement
 Tony Croslin Coordinator, External Affairs & Community Engagement
 Erica Wells Assistant, External Affairs & Community Engagement

CORPORATE PROCUREMENT & PROJECT MANAGEMENT

Felix Cruz Director, Corporate Procurement & Project Management
 Bennett Sciacca Manager, Coporate Procurement & Project Management
 Maverick Palabasan Purchasing Agent, Corporate Procurement & Project Management
 Jan Padron Receiving Coordinator, Corporate Procurement & Project Management

INFORMATION SYSTEMS

Tom Festa Vice President, Technology & Corporate Procurement
 Eric Ramos Executive Director, Information Technology
 Tim Gunkel Executive Director, Ballpark Technology
 Robert Silver Senior Network Engineer
 Steve D'Costa Help Desk Manager
 Rey Ramirez Systems Administrator
 Albert Daci Help Desk Technician
 Enrike Klevan Audio-Visual Systems Specialist
 Ryan Campbell Technical Support Analyst
 Kevin Clifford Administrative Assistant, Information Technology & Procurement

FINANCE

Mark Peskin Chief Financial Officer
 Len Labita Vice President, Controller
 Peter Woll Vice President, Financial Planning & Analysis
 John Ventimiglia Senior Director, Assistant Controller
 Ralph Ardolina Director, Payroll
 Richard McKenna Director, Accounting
 Shannon Conerty Senior Accountant
 Lauren LoGiudice Senior Accountant
 Lindsay Silvestri Junior Accountant
 Keith McCloat Senior Financial Analyst
 Elizabeth Mahon Manager, Accounts Payable/Receivable
 Mary Phelan-Cox Payroll Supervisor
 Kaytlynn Orioles Payroll Clerk
 Jessie Rodriguez Accounts Payable Clerk

VENUE SERVICES & GUEST EXPERIENCE

Mike Landeen.....	Senior Vice President, Venue Services & Operations
Chris Brown.....	Vice President, Guest Experience & Venue Services
Taryn Donovan.....	Senior Director, Venue Services
Andy Horner.....	Director, Guest Experience
Michelle Cronk.....	Manager, Transportation & Medical Services
Brian Fanelli.....	Manager, Venue Services & Authentics
Tara Napoli.....	Manager, Venue Services & Promotions
Ezinne Nwaogu.....	Manager, Guest Experience
Ryan Cacchioli.....	Coordinator, Venue Services
Lacey Deloria.....	Coordinator, Venue Services
Nicole Losito.....	Coordinator, Venue Services
C.J. Quackenbush.....	Coordinator, Guest Experience
Sheila Rehill.....	Coordinator, Venue Services
Matthew Rutherford.....	Assistant, Guest Experience
Dean Brownworth.....	Administrative Assistant, Venue Services & Operations

BALLPARK OPERATIONS

Sue Lucchi.....	Vice President, Ballpark Operations
Peter Cassano.....	Executive Director, Ballpark Operations
Michael Dohnert.....	Senior Director, Ballpark Operations
Bill Deacon.....	Senior Director, Field Operations
Sara Bollock.....	Director, Building Command Center
Ann Marie Breyer.....	Director, Landscaping & Horticulture Services
Mike Newby.....	Director, Building Operations
Andy Beggs.....	Manager, Field Operations
Luis Soto.....	Manager, Building Operations
Ryan Crofts.....	Coordinator, Ballpark Operations
Wonford Duberry.....	Coordinator, Building Operations
Joe Mahon.....	Coordinator, Building Operations
Michael Riconda.....	Coordinator, Building Operations
Michael Sutera.....	Coordinator, Building Operations
John Toral.....	Coordinator, Building Operations
Brenden Varrassi.....	Coordinator, Building Operations
Keith Andrews, Joseph Baggia, Nicholas Baker, John Betts, Daniel Campbell, Jacob Cohen, Christian Contreras, Peter Donohue, Jonathan Dostie, Kenneth Green, Traronius Hathaway, Jake Jacevicius, Michael Jacovelli, Carl Johnson, Michael Koerber, Sydney Kratzert, Frederick Lang, Justin Lang, Ryan Lucchi, Sean Lunetto, Brandon O'Neill, Charles O'Neill, Justen O'Neill, Tanner Puff, Thomas Reddy, Eltee Sanders, Brooke Scherer, Richard Shackelford, Jeff Uemura, Timothy Wakely	

SECURITY

John McKay.....	Executive Director, Security
Stephen Dillon.....	Senior Director, Security
Toni Pelosi.....	Director, Security
Conrade Murray.....	Manager, Security
Brianna Dammers.....	Coordinator, Security
Robert Thompson.....	Coordinator, Security

METROPOLITAN HOSPITALITY

Heather Collamore.....	Vice President, Metropolitan Hospitality
Lisa Barbara.....	Director, Event Sales
Amanda Cieri.....	Director, Event Execution & Logistics
Jenny Ice.....	Senior Manager, Events
Matt Cowan.....	Manager, Events
Cathy Montalto.....	Assistant to V.P., Metropolitan Hospitality
Jamie Logan.....	Senior Account Executive, Event Sales
Ryan Keller.....	Manager, Event Financial Operations
Caitlyn Maio.....	Senior Coordinator, Events
Danielle DeLuna.....	Coordinator, Event Logistics
Kara Torzullo.....	Coordinator, Events
Sam Nord-Stephens.....	Sales Development Representative
Tori Tedeschi.....	Assistant, Events
Karina Vincente.....	Assistant, Event Logistics

QUEENS BALLPARK COMPANY

Andrew Cairns.....	Vice President
Eric Saretsky.....	Vice President

SYRACUSE METS

Jason Smorol	General Manager
Clint Cure	Assistant General Manager
Katie Berger	Assistant General Manager
Kathleen McCormick	Director, Sales & Marketing
Julie Cardinali	Manager, Corporate Sales
Anthony Cianchetta	Director, Multimedia Production
Will Commisso	Director, Ticket Operations
Michael Tricarico	Director, Broadcasting & Media Relations
John Stewart	Director, Turf Management
Nate Flask	Assistant Director, Turf Management
Bill Ryan	Manager, Luxury Suites & Hospitality
Danny Tripodi	Manager, Social Media & Graphics
Patrick Taylor	Senior Staff Accountant
Frank Santoro	Staff Accountant
Billy Scholten	Manager, Ticket Office
Mike Giruzzi	Account Executive, Group Sales
Phoebe Langdon	Account Executive, Group Sales
Katie Baldwin	Account Executive, Group Sales

FLORIDA OPERATIONS

Paul Taglieri	Executive Director, Minor League Facilities
Traer Van Allen	General Manager, St. Lucie Mets
Shannon Murray	Staff Accountant
Kasey Blair	Assistant General Manager, St. Lucie Mets Game Day Operations
Kyle Gleockler	Assistant General Manager, St. Lucie Mets Team Operations
Lauren DeAcetis	Director, Sales & Corporate Partnerships
Adam MacDonald	Manager, Broadcast & Media Relations
Josh Sexton	Manager, Group Sales & Hospitality
Marissa Kappus	Manager, Social Media & Graphic Design
Doug Dickey	Manager, Fantasy Camp & Special Events
Christina Rivera	Accounting Clerk
Troy Moriarty	Clubhouse Manager
Mary O'Brien	Executive Assistant
Jeff Montpetite	Maintenance

KINGSPORT METS

Brian Paupeck	General Manager
---------------------	-----------------

BROOKLYN CYCLONES

Steve Cohen	Vice President
Kevin Mahoney	General Manager
Gary J. Perone	Assistant General Manager
Billy Harner	Director, Communications
Christina Moore	Director, Community Relations
Alyssa Morel	Manager, Marketing
Vladimir Lipsman	Manager, Operations
Sharon Lundy	Administrative Assistant & Community Relations
King Henry	Community Group Manager
Max Colten	Head Groundskeeper
Tatiana Isdith	Senior Accountant
Iryna Kravchuk	Accounts Payable
Tommy Cardona	Partnership Development
Keith Raad	Account Executive & Broadcaster
Mireya Ramirez	Account Executive
Mordechai Twersky	Account Executive
Jeremy Allen	Account Executive
Ricky Viola	Account Executive
Anthony Genna	Account Executive
Bryan Wynne	Account Executive

OFFICE OF THE CHAIRMAN




OFFICE OF THE CHAIRMAN

FRED WILPON

CHAIRMAN OF THE BOARD & CHIEF EXECUTIVE OFFICER

- Elected Chairman of the Board in August, 2002.
- President and Chief Executive Officer of the Mets from 1980-2002.
- A Brooklyn, NY native who has been closely identified with baseball since his days as a youngster.
- Instrumental in bringing baseball back to Brooklyn as the Chairman of the Brooklyn Baseball Company, which owns the Brooklyn Cyclones.
- Co-founder and Chairman of the Board of Sterling Equities, Inc., a real estate firm that is involved in the acquisition, development, ownership, operations and management of commercial, residential, industrial and retail properties throughout the United States.
- Graduated from the University of Michigan.
- Graduated from Lafayette High School in Brooklyn, where he played both baseball and basketball.
- Is a Trustee and serves on the boards of many organizations and institutions.



SAUL B. KATZ

PRESIDENT

- Elected President of the New York Mets in August, 2002 after being a shareholder since 1980 after serving on the Board of Directors since 1986.
- Co-founder and President of Sterling Equities, Inc., where as Chief Operating Officer he directs Sterling's day-to-day operations and presides over Sterling's real estate and non-real estate affiliates and subsidiary companies.
- A Certified Public Accountant with a degree in Accounting from Brooklyn College...Attended Stuyvesant High School.
- President and partner of the Brooklyn Baseball Company, which owns the Brooklyn Cyclones.
- Serves on the boards of many non-profit organizations and institutions, including: Brooklyn College Foundation and Jewish Association for the Services of the Aged; in addition to being Honorary Chairman of the Board of Northwell Health.



JEFF WILPON

CHIEF OPERATING OFFICER

- Serves as Chief Operating Officer of the New York Mets, overseeing the day-to-day Baseball and Business Operations of the club as well as the Mets Foundation.
- Is the COO of the Queens Ballpark Company, L.L.C., a wholly owned subsidiary of the New York Mets that was responsible for the planning, design, development and construction of Citi Field.
- Co-Managing Partner of Sterling Project Development (SPD), L.L.C, a global real estate development management and advisory firm.
- A founding member of SPD Sports, specializing in sports and entertainment venues as well as adjacent mixed-use properties.
- Managing Partner at Andbox, an NYC-based esports venture that owns New York Excelsior, a franchise in Blizzard's global Overwatch League, as well as the New York Subliners in Blizzard's Call of Duty League.
- Appointed to the United States Holocaust Memorial Museum by President George W. Bush in May of 2007, where he served for six years.
- Currently serves on the following boards: Major League Baseball Business and Media Board, Real Estate Board of New York (REBNY) Board of Governors, 9/11 Memorial & Museum Board of Trustees, Sports Net New York (SNY), The Association for a Better New York (ABNY), the Harlem Village Academies board, the Sport Management Advisory Board of The University of Michigan School of Kinesiology, and The University of Michigan Medicine Advisory Group.
- A former catcher, Jeff was drafted by the Montreal Expos in 1983.



PARTNERS & BOARD OF DIRECTORS



FRED WILPON
Partner/Director



SAUL B. KATZ
Partner/Director



JEFF WILPON
Partner/Director



RICHARD WILPON
Partner/Director



MICHAEL KATZ
Partner/Director



DAVID KATZ
Partner/Director



TOM OSTERMAN
Partner/Director



STEVE GREENBERG
Director



STUART SUCHERMAN
Director

METS PRESIDENTS

President	Year
George Weiss	1962-1966
Bing Devine	1967
Joan Payson	1968-1975
Lorinda de Roulet	1976-1979
Fred Wilpon	1980-2002
Saul B. Katz	2002-present

OFFICE OF THE CHAIRMAN STAFF



KAREN MALIN
Executive Assistant
to the Chairman & CEO



KATHLEEN RYAN
Executive Assistant
to the President



KATHERINE FULLAM
Senior Executive
Assistant to the Chief
Operating Officer



EMILY HOOVER
Administrative Assistant to
the Chief Operating Officer



AUDREY DWYER
Administrative Assistant
to the President

METS OWNERSHIP HISTORY

OCTOBER 17, 1961

The National League officially awarded a New York franchise to Mrs. Joan Whitney Payson. Her partners included M. Donald Grant and G. Herbert Walker.

OCTOBER 4, 1975

Following the death of Joan Payson at the age of 72, her husband Charles Shipman Payson took over control of the club.

DECEMBER 6, 1975

Lorinda de Roulet was named president of the Mets, succeeding her mother, Joan Payson.

JANUARY 1, 1978

De Roulet was named Chairman of the Board of the Mets. She served until the club was sold in January, 1980.

JANUARY 24, 1980

Ownership of the New York Mets changed hands for the first time in the club's history when Nelson Doubleday announced that Doubleday & Co. Inc. had purchased controlling interest in the team along with Fred Wilpon, Chairman of the Board of Sterling Equities Inc. and City Investing Co. The purchase price was \$21,100,000, a then-record amount for a baseball club.

NOVEMBER 14, 1986

Nelson Doubleday and Fred Wilpon purchased the Club from Doubleday and Company, Inc.

AUGUST 23, 2002

Fred Wilpon and his Sterling Equities partners acquired Nelson Doubleday's 50 percent interest in the team.




FRONT OFFICE

DAVID COHEN

EXECUTIVE VICE PRESIDENT & CHIEF LEGAL OFFICER


- Responsible for all legal affairs of the organization and oversees the human resources, procurement, IT and community engagement functions, as well as corporate governance/partner relations.
- Joined the Mets on May 22, 1995 as Legal Counsel...Was promoted to General Counsel on January 20, 1998, to Vice President on February 7, 2001, to Senior Vice President on April 15, 2003, and to Executive Vice President on September 28, 2005.
- Was associated with the law firm of Alston & Bird in Atlanta, GA from September 1989 to September 1993, specializing in antitrust law, intellectual property law and commercial litigation.
- In 1993, was appointed to the bench as an associate judge for the Juvenile Court of Fulton County, GA.
- Holds a Master's Degree in Law from Columbia University, a J.D. Degree, summa cum laude, from the University of Florida College of Law, and a B.B.A. in Accounting from Florida International University.
- Serves on the Board of Directors of DREAM (formerly Harlem RBI), a youth development and education organization in East Harlem, NY.



LOU DePAOLI

EXECUTIVE VICE PRESIDENT & CHIEF REVENUE OFFICER

- Joined the Mets on July 22, 2013 as Executive Vice President & Chief Revenue Officer.
- Is responsible for the club's business operations division which includes the marketing, communications, entertainment productions, creative services, ticket sales and services, ticket operations, premium seating, ballpark operations, guest services, venue services, security, Metropolitan Hospitality, corporate partnership sales & strategy, and business intelligence & analytics functions.
- Prior to joining the Mets, was the Executive Vice President and Chief Marketing Officer for the Pittsburgh Pirates from 2008-13.
- Previous roles include; Executive Vice President & Chief Marketing Officer for the Atlanta Hawks, Atlanta Thrashers and Philips Arena, Vice President of Team Marketing and Business Development at the NBA League Office, Vice President of Sales for the Florida Marlins and Vice President of Sales for the Worcester Ice Cats Hockey Club of the American Hockey League.
- Graduated from the University of Massachusetts with a B.A. in Management of Professional Sports Organizations.
- Born in Mt. Kisco, NY, Lou resides in Westchester County with his wife, and they have two adult children.



MARK PESKIN

CHIEF FINANCIAL OFFICER

- Joined the Mets in December, 2002 as Chief Financial Officer.
- Prior to joining the Mets, Mark was the Chief Operating Officer and Chief Financial Officer of Art Capital Group, Inc., a financial services company specializing in the financing of works of art.
- From 1984-2000, he was the Managing Director-Chief Operating/Financial Officer of Schroder Real Estate Associates, L.P., a privately held pension fund advisor.
- From 1974-1984 served at Price Waterhouse as a Senior Audit Manager and Director of Personnel for the New York office.
- Holds an M.B.A. in corporate finance from New York University...Graduated cum laude from the State University of New York with a B.S. in Economics.
- Mark and his wife, Alison, reside in Long Island.



MIKE LANDEEN

SENIOR VICE PRESIDENT, VENUE SERVICES & OPERATIONS

- Promoted to Senior Vice President, Venue Services & Operations on January 26, 2012...Previously served as Vice President, Venue Services.
- In addition to leading the Mets efforts in Food & Beverage, Merchandise and non-game day Hospitality, Landeen oversees Guest Experience, Ballpark Operations and Security.
- In addition to his day-to-day responsibilities at Citi Field, he works closely with Queens Ballpark Co. (QBC) implementing Citi Field development, designs and concepts including retail spaces at Citi Field.
- Was highlighted by the Sports Business Journal as a 2017 Power Player Facility Manager.
- Was hired by the Mets in 2004 as Director of Promotions, Concessions and Fan Services.
- Prior to joining the Mets, Landeen worked with Aramark as Division Manager, Food and Beverages from 2001-2003 and Retail Division Manager from 1997-2001.
- Began his career in sports as an intern with the Norwich Navigators (AA) of the Eastern League in January 1995 and was promoted to Director, Merchandise and Promotions where he held that position for two years.
- Graduated from Point Park University in Pittsburgh, PA with a B.S. in Accounting...At Point Park, was an All-District baseball player for two seasons.
- Mike currently resides in Trumbull, CT with his wife, Deana, and their son.



HOLLY LINDVALL

SENIOR VICE PRESIDENT, HUMAN RESOURCES & DIVERSITY

- Named Senior Vice President, Human Resources & Diversity in December, 2018.
- Previously served as Vice President, Human Resources of the Mets from 2014-2018.
- Reporting to the Executive Vice President & Chief Legal Officer, Holly partners with all departments of the organization to continuously improve the performance culture and process; creates a strong workforce where employees are highly engaged; facilitates performance management and organizational development; leads strategic decisions regarding employee compensation and benefit plans; develops recruiting strategies in support of business and diversity goals.
- Prior to joining the Mets team in 2013, Holly worked as the Corporate Director of Human Resources for HEI Hotels & Resorts, a private equity firm with over 50 hotel franchises of Marriott, Starwood and Hilton.
- She started her career in progressive Human Resources roles for Interstate Hotels & the Shaner Hotel Group from 1998-2003.
- Graduated from Drake University in Des Moines, IA with a B.S. Degree in Psychology.
- Serves as a mentor and corporate sponsor of Women in Sports and Events (WISE) as well as an industry expert for the Women's Sports Foundation Athlete Leadership Connection.
- Grew up in Delafield, WI and now makes her home in Fairfield County with her husband and son.



JOHN RICCO

SENIOR VICE PRESIDENT & SENIOR STRATEGY OFFICER

- Named SVP, Senior Strategy Officer on January 28, 2019...Reports to Mets COO assisting with oversight on special business, finance and construction projects... In addition, acts as a resource and senior advisor to the Baseball Operations Department, with responsibilities in the areas of salary arbitration and player relations and oversight of the Baseball Operations budget and major league payroll.
- Was Senior Vice President, Baseball Operations from December 20, 2016 until taking on his new position...Promoted to Vice President on May 7, 2009...Joined the Mets as the Assistant General Manager on April 15, 2004 after 12 years working in the Major League Baseball Commissioner's Office in a variety of roles.
- From 1996 until April 2004, was the Director, Contract & Salary administration for Major League Baseball...In that position, managed all non-legal functions of the Labor Relations Department...In addition, worked with club general managers and assistant general managers ensuring compliance with the collective bargaining agreement, assisting them with the interpretation of the agreement and advising them of upcoming deadlines...Also was the Primary Assistant to the Vice President, General Counsel Labor in both salary arbitration and the Rule 4 support programs.
- His other duties at the Commissioner's Office included conducting player salary analysis, providing clubs with contract proposals upon request, overseeing the administration of the Competitive Balance Tax rules, calculating player salaries, club payments and taxes owed and representing MLB in negotiations with the Players Association over issues that affect the major league rules.
- Served as the Supervisor-Manager, Contract & Salary Administration for the Commissioner's Office from 1999-2003.
- From 1996-1998, assisted in the administration of the collective bargaining agreement between the 30 major league clubs and the Players Association as a Contract Administrator.
- Was the Director of Waivers and Records for the American League from 1992-1996...Began his baseball career as an Assistant Public Relations Director during the 1992 season.
- Graduated from Villanova University in 1990 with a Bachelor of Arts in Communications and a minor in Business.
- John, 51, and his wife, Blakely, make their home in Cedar Grove, NJ with their three children, Olivia, Lillyanna and Chamberlain.



CHRIS ZABER

SENIOR VICE PRESIDENT, CORPORATE PARTNERSHIPS & TICKET SALES

- Named SVP, Corporate Partnerships & Ticket Sales in December, 2018.
- Served as the Mets Vice President, Ticket Sales & Services from 2014-2018.
- Is responsible for leading the organization's overall partnership and ticket sales revenue generation efforts.
- Previously worked in various revenue generation leadership roles with the Pittsburgh Pirates, Atlanta Hawks, and the Charlotte/New Orleans Hornets organizations.
- Began his career in sports with the Carolina Panthers in their Marketing & Communications Department.
- A native of DuBois, PA, Chris is a graduate of the University of North Carolina at Chapel Hill.




CHRISTOPHER BROWN**VICE PRESIDENT, GUEST EXPERIENCE & VENUE SERVICES**

- Named Vice President, Guest Experience & Venue Services in January, 2017.
- Responsible for developing and delivering the guest service training program as well as monitoring the overall gameday staff performance.
- In addition to supporting the Food & Beverage and Merchandise efforts, he directly oversees Guest Services and Parking Operations.
- Previously served as Executive Director, Guest Experience from 2014-2016, Senior Director, from 2011-2013 and was named Director, prior to the opening of Citi Field in 2009.
- In 2003, was named Coordinator, Community Outreach before being promoted to Manager, Guest Experience prior to the 2006 season.
- Prior to joining the Mets organization as a Corporate Ticket Sales Representative in 2001, he spent two seasons with the New Haven Ravens (AA) of the Eastern League.
- Graduated from the University of New Haven in West Haven, CT in 2000 with a B.S. in Business Management with a concentration in Sport Management.
- Born in Willingboro, NJ, Brown currently resides in Long Island with his wife, Jill, and two children, Shane and Victoria.

**TOM FESTA****VICE PRESIDENT, TECHNOLOGY & CORPORATE PROCUREMENT**

- Joined the Mets organization as Executive Director of Information Systems, Technology and Infrastructure in January, 2010...Responsible for technology at Citi Field, First Data Field in Port St. Lucie, MCU Park in Brooklyn and Sterling Equities.
- Prior to joining the Mets organization, Tom was a consultant for Queens Ballpark Company and was involved in the construction of Citi Field, overseeing the low voltage cabling installation and integration of technology within the ballpark.
- Started a consulting firm, Grae Consulting Services, LLC, in 2003, which specialized in technology and facility-related projects.
- From 2000-2003, was the Vice President of Facilities for Quick & Reilly/Fleet Securities.
- From 1990-2000, held positions of increasing responsibility working at Liberty Brokerage Investment Corp., rising to Vice President of Information Technology Administration.
- Served as president of the board of directors of the Wall Street Technology Association (WSTA), a non-profit association which specializes in technology within the financial services industry.
- Graduated with a B.B.A. in Marketing Management from Baruch College.

**JAY HORWITZ****VICE PRESIDENT, ALUMNI PUBLIC RELATIONS & TEAM HISTORIAN**

- Named vice president, alumni public relations and team historian on October 1, 2018.
- Originally joined the Mets on April 1, 1980 as the director of public relations... Promoted to vice president, media relations on February 7, 2001.
- Received the 2019 William J. Slocum / Jack Lang Award for Long & Meritorious Service from the BBWAA.
- Won the Fishel Award, an award given to the top media relations person in baseball, in 1998.
- Honored at the Thurman Munson Award Dinner with the Munson Media Hero Award for outstanding contributions, dedication and hard work for the media community on January 30, 2007.
- From 1972-1980 was the sports information director at Fairleigh Dickinson University in New Jersey... Was the SID at New York University from 1969-1972.
- Was inducted into FDU's Hall of Fame on September 15, 2007.
- Has a B.S. Degree in Journalism from New York University and a Masters Degree in History, also from NYU.
- Lives in Clifton, NJ.



NEAL KAPLAN

VICE PRESIDENT & GENERAL COUNSEL

- Assists the Chief Legal Officer with all aspects of legal operations.
- Joined the Mets in January, 2003 as Legal Counsel, was promoted to Senior Counsel in January, 2007, Deputy General Counsel in January, 2010, Vice President, Deputy General Counsel in January, 2012, and Vice President & General Counsel in January, 2019...Interned in the Legal Department in 1996.
- Worked for the Los Angeles law firm, Jeffer, Mangels, Butler & Marmaro from 1998-2001, where he specialized in intellectual property and entertainment litigation and worked on baseball salary arbitration cases for the Braves, Angels and Rockies...Worked for an entertainment litigation firm in Manhattan from 2001-2002.
- Graduated in 1998 with a J.D. degree, cum laude, from Harvard Law, where he was Vice President of the Committee on Sports & Entertainment Law and was an Ames Moot Court semi-finalist.
- Received his B.S. in Industrial and Labor Relations from Cornell University in 1995, where in his senior year he was named a Merrill Presidential Scholar and ILR Degree Marshal...Is a founding Advisory Board Member, Cornell ILR Alumni Association Sports & Entertainment Executives.
- Neal was born and raised in Brooklyn, where he attended P.S. 236, I.S. 78, and Midwood High School, and watched Mets games with his father, Mel, and mother, Sharon...He now lives in Queens with his wife, Ginny, and their two children.



HAROLD KAUFMAN

VICE PRESIDENT, COMMUNICATIONS

- Named Vice President, Communications in December, 2018...Joined the Mets as Executive Director of Communications in June, 2014...Oversees media and public relations aspects for ownership, executives and all baseball and corporate PR efforts including publications.
- Began his professional career as the original PR Director for the expansion Charlotte Hornets in 1988 and spent over 20 years heading up communications.
- Worked as a Senior Strategist and Consultant for Sports Media Challenge after Hurricane Katrina in 2005 where he performed media training, crisis management and brand reputation management.
- Served as the New Orleans Hornets/Pelicans head of communications from 2007-2014.
- Voted as runner-up for the Outstanding NBA Eastern Conference Public Relations Director award by writers and broadcasters nationwide in 1992 and was a finalist for the Brian McIntyre Award in 2011 and 2013....Appointed by the NBA to serve as press manager for the basketball venue at the 1996 Summer Olympics in Atlanta, GA.
- The Dallas native worked in the media relations department of his hometown Mavericks from 1986-88 while earning his bachelor's degree in public relations at Southern Methodist University (1987).
- Kaufman and his wife, Lisa, reside in New Rochelle, NY and have two sons, Stanley, 28 (agent at William Morris Endeavor offices in NY) and Alex, 25 (Basketball Operations/Scouting Assistant for the NBA's New Orleans Pelicans).



LEN LABITA

VICE PRESIDENT, CONTROLLER

- Named Vice President, Controller in 2003.
- Responsible for the accounting, reporting and treasury functions of the club.
- Responsible for property and casualty and insurance risk management of the club and club-related entities.
- Received his B.B.A. in Accounting from Adelphi University in 1982 and is a Certified Public Accountant in the State of New York.
- Is a current member of the Adelphi University school of Business Accounting Advisory Board.
- Served as treasurer of the board of directors of Queens Parent Resource Center.
- Served as a board member of North Shore Child and Family Guidance Center from January, 2011 through July, 2016.
- Prior to joining the club, Len was the New York metro region controller of Sedgwick James of New York, Inc...Began his career with Coopers & Lybrand in their financial services group with a concentration in the insurance industry.
- Born in Brooklyn and raised in Queens, Len now resides in Long Island with his wife, Ellen.



SUE LUCCHI**VICE PRESIDENT, BALLPARK OPERATIONS**

- Named Vice President, Ballpark Operations in 2015.
- Oversees all day-to-day operations of Citi Field, including facility, grounds and field maintenance along with personnel.
- Started with the Mets as an intern in the Video Production Department in 1993.
- Was named Stadium Operations Manager in 1999 and was promoted to Stadium Manager in 2000, to Director of Stadium Operations in 2006, to Senior Director of Ballpark Operations in 2009, to Executive Director Ballpark Operations in 2012.
- Grew up in the home her grandfather built in Whitestone, NY, and still resides there with her sister, nephew and two dogs.
- Graduated from St. John's University, with a B.S. in Athletic Administration.

**HAEDA MIHALTSES****VICE PRESIDENT, EXTERNAL AFFAIRS & COMMUNITY ENGAGEMENT**

- Was named Vice President, External Affairs on December 19, 2017...Serves as the main liaison with city, state and federal officials and oversees relations with community stakeholders.
- Joined the organization on March 3, 2014 as the Executive Director, External Affairs...Worked in former New York City Mayor Michael Bloomberg's administration for three terms (2002-2013), was part of his senior staff, as the Director of Intergovernmental Affairs where she coordinated all the legislation, land use items, and city budget actions passed by the Bloomberg administration.
- Appointed by Mayor Bloomberg to oversee the City's Hurricane Sandy relief effort on Staten Island in October 2012...Spent three months on Staten Island coordinating overall community recovery including debris removal, housing, food and water distribution and small business services.
- Prior to joining the Mayor's Office, worked 15 years (1986-2001) at the New York City Council's Finance Division in a variety of roles...Ultimately served as the City Council's first female Finance Director, under Speaker Peter F. Vallone's leadership where she led negotiations for adopting the budget of New York City.
- Appointed to the Metropolitan Transit Authority by Governor Cuomo in April 2019.
- Serves on the Queens Borough Public Library Board and is the Board Chairperson at St. Michael's Home for the Elderly in Yonkers and a member of the Greek Orthodox Archdiocesan Council.
- Graduated from Fordham University with a Masters in Liberal Studies with a concentration in Public Administration and a Bachelors of Arts in Economics.
- Lives with her husband, George, who is an attorney, in Bayside, Queens.

**PETER WOLL****VICE PRESIDENT, FINANCIAL PLANNING & ANALYSIS**

- Joined the Mets organization in July 2015 as Vice President, Financial Planning & Analysis.
- Oversees financial analysis and planning for the Mets organization.
- Responsible for the preparation of budgets, forecasts and other financial analyses.
- Partners with all departments of the organization to assist in financial planning and profitability management of their respective businesses.
- Prior to joining the club, Peter held positions of increasing responsibility at Dreamworks Animation, SKG from 2012-2015, rising to Head of Finance, Television (2013-2015).
- Held positions of increasing responsibility at Classic Media, a privately held independent entertainment company from 2002-2012, rising to Vice President of Financial Planning & Analysis.
- Began his career at Arthur Andersen L.P. in their Assurance Division, where he worked in positions of increasing responsibility from 1997- 2002.
- Graduated from the State University of New York at Albany with a B.A. in Accounting.
- Peter was born and raised in Queens, and currently resides in Manhasset Hills, NY with his wife Michele, and their three children, Vincent, Alexandra and Lucas.



BASEBALL EXECUTIVES

BRODIE VAN WAGENEN

EXECUTIVE VICE PRESIDENT & GENERAL MANAGER

- Brodie Van Wagenen joined the Mets on October 29, 2018 as the 13th general manager in franchise history.
- One of the founding agents of CAA Sports in 2006 where he served as the co-head of CAA baseball and oversaw contracts and corporate administration for the Baseball Division.
- Was one of just three agents named on USA Today's Top 100 "Most Powerful People in MLB" in 2017.
- In 2016, Van Wagenen became the baseball agent for former Heisman Trophy winner and NFL quarterback Tim Tebow as Tebow made the transition from football to baseball.
- Forbes named Van Wagenen to its list of the "Top 50 Most Powerful Agents in the World" in 2015, 2016, 2018 and 2019.
- In April 2013, as part of a joint venture between CAA and Roc Nation, Van Wagenen became the baseball agent for Robinson Canó, among others...Canó would sign a \$240 million deal with Seattle in the off-season.
- Served two two-year terms on the Major League Baseball Players Association Agent Advisory Committee from 2012-2016.
- Named to Sports Business Journal's "40 Under 40" list of "the best young talent in sports business" in 2012.
- Served as vice president of IMG Baseball from 2001-2006.
- Advised families through the MLB amateur draft process from 2002-2018 and worked with more than 25 first-round selections.
- Worked for Broadband Sports/Athlete Direct, a tech startup company that provided online business sites for athletes...Served as the director of business development from 1999-2001.
- Began his professional career with the Chicago Bulls 1996-1997 championship team.
- Served on the board of directors for Stanford University's Buck/Cardinal Club from 1998-2004.
- Attended Stanford University on a baseball scholarship and played as an outfielder for the Cardinal in 1993-1995...Graduated with a degree in Communications.
- Went to Crespi Carmelite High School in Southern California.
- A native of California, he and his wife, Molly, have three children and reside in Connecticut.
- Van Wagenen's father-in-law is the late astronaut Neil Armstrong.
- His father, Jeff Van Wagenen, played professional golf on the European Seniors Tour (1999-2008).



METS GENERAL MANAGERS

George Weiss	1962-1966
Bing Devine.....	1967
Johnny Murphy.....	1968-1969
Bob Scheffing	1970-1974
Joe McDonald.....	1975-1979
Frank Cashen.....	1980-1991
Al Harazin.....	1992-1993
Joe McIlvaine	1993-1997
Steve Phillips.....	1997-2003
Jim Duquette.....	2003-2004
Omar Minaya.....	2004-2010
Sandy Alderson.....	2010-2018
Brodie Van Wagenen	2018-present

ALLARD BAIRD

VICE PRESIDENT, ASSISTANT GENERAL MANAGER, SCOUTING & PLAYER DEVELOPMENT

- Named Vice President, Assistant General Manager, Scouting & Player Development for the Mets in November, 2018.
- Worked for the Boston Red Sox from 2006-2018.
- Was Vice President, Professional Scouting from 2007-2014 where he oversaw the Red Sox professional scouting department and was involved in all aspects of baseball operations for the team.
- Joined the Red Sox as a Special Assignment Scout in 2006 and served as an advisor to GM Theo Epstein in 2007 before becoming the Assistant General Manager.
- Served as the Senior Vice President, General Manager for the Kansas City Royals from June, 2000-May, 2006.
- Spent 18 years with the Royals after beginning as a minor league hitting coach in 1988.
- Was a member of the Baseball Olympic Selection Committee for the United States 2000 Gold medal-winning team.
- Began his coaching tenure in 1986 as an assistant at Southern Arkansas University following his playing career at SAU and became the head baseball coach at Broward (FL) Community College in 1987.
- Inducted into the Southern Arkansas University Sports Hall of Fame in 2012.
- Recently inducted into the Rochester Sports Hall of Fame.
- Is a Rochester, NH native and has been married to his wife Julie for 37 years.



OMAR MINAYA

SPECIAL ASSISTANT TO THE GENERAL MANAGER

- Serves as Special Assistant to Mets General Manager Brodie Van Wagenen...Was named to his current role on December 22, 2017.
- In his role, Omar oversees amateur and international scouting and is involved in player development...He also consults on player acquisitions and serves as a community ambassador.
- This is his third tour of duty with the Mets...Worked for the club from September 23, 1997-February 11, 2002 where he was a senior assistant general manager who was responsible for overseeing the Mets International Scouting Department... Returned to the organization on September 30, 2004 as the team's general manager, a role he held until October 4, 2010.
- From 2015-2017, was the senior advisor to the executive director for the Major League Baseball Players Association.
- Became baseball's first Hispanic general manager when he was appointed by Major League Baseball as the vice president and general manager of the Montreal Expos on February 12, 2002.
- Also was the San Diego Padres' vice president of baseball operations from December 11, 2011-January, 2015.
- Worked for the Texas Rangers from 1985-1997 in the Scouting Department.
- Was a member of the selection committee for the United States Olympic and Pan-American baseball teams in 2000 when both won gold medals.
- Omar, 61, was born in the Dominican Republic and grew up in Queens where he played baseball as a catcher at Newtown High School in Elmhurst...His number (21) was retired in 1999.



ADAM GUTTRIDGE

ASSISTANT GENERAL MANAGER, SYSTEMATIC DEVELOPMENT

- Named Assistant General Manager, Systematic Development for the Mets in November, 2018.
- Co-founded NEIFI Analytics, a sports data analysis company, in 2015.
- Worked for the Milwaukee Brewers for six seasons (2010-2015), the last two seasons as Manager of Baseball Research and Development.
- Interned and consulted for the Colorado Rockies, 2004-2005.
- Co-developed the Automated Prospect Model, which received the Alpha Award-Evolution of Sport at the MIT Sloan Sports Analytics Conference in 2013.
- Has taught Inside Baseball: Analytics in Action at New York University and The Numbers Game: Sports Statistics at The School of The New York Times.
- Holds a BS in Business Management from the University of Colorado, Denver.



JARED BANNER

EXECUTIVE DIRECTOR, PLAYER DEVELOPMENT

- Named Executive Director, Player Development of the Mets in December, 2018 and oversees the organization's minor league system.
- Was the Red Sox Vice President, Player Personnel from 2017-2018 where he oversaw scouting of professional players in international leagues in Japan, Korea, Taiwan, Mexico and others.
- Served as Boston's Director, Player Personnel in 2016 and also worked as Assistant Director, Player Personnel (2013-2015), Coordinator, Amateur Scouting (2010-2012) and Assistant, Player Development (2008-2009).
- First joined the Red Sox in 2007 as a fellow in the baseball operations department.
- Played four years of varsity baseball as an outfielder at Amherst College and served as the team captain in 2007.
- Banner is a native of Brooklyn, NY.



IAN LEVIN

SENIOR DIRECTOR, BASEBALL OPERATIONS

- Named Senior Director of Baseball Operations in December of 2018.
- Served as Director of Player Development from 2017-2018 after serving as the Director of Minor League Operations from 2015-2016.
- Worked as the Manager of Baseball Analytics from 2013-2014 and was the Coordinator of Amateur Scouting from 2007-2012.
- Served as a Baseball Operations intern in 2006...Started his Mets career as a Media Relations intern in 2005.
- Originally from Bayonne, NJ, graduated from Bayonne High School...Earned a Sport Management degree from Seton Hall in 2006 and an MBA from Binghamton University in 2011.
- Ian, 34, lives in White Plains, NY with his wife, Sara, and son, Nolan.



TERRY COLLINS

SPECIAL ASSISTANT TO THE GENERAL MANAGER


- Named special assistant to the general manager in October, 2017.
- The Mets went 551-583 (.486) under his leadership from 2011-2017...Ranks second in team history in wins, trailing only Davey Johnson (595).
- Managed more games than any other manager in team history (1,134).
- Managed the 2016 NL All-Star team in San Diego.
- Named the NL Manager of the Year by *The Sporting News* and was third in the NL Manager of the Year voting by the BBWAA after leading the Mets to the World Series in 2015.
- Has a 997-1015 (.496) record in 2,012 major league games.
- Joined the Mets in 2010 as a minor league field coordinator overseeing all on-field aspects of the Mets' minor league Spring Training and Fall Instructional League.
- Spent six years as a major league manager, leading the Anaheim Angels and Houston Astros to winning records and second place finishes in his five full seasons...Managed the Angels from 1997-1999 and the Astros from 1994-1996.
- Was the director of player development for the Los Angeles Dodgers from 2005-2006 after serving as the Dodgers' field coordinator from 2002-2004.
- Managed 11 years in the minors from 1981-1991 with Lodi (A), Vero Beach (A), San Antonio (AA), Albuquerque (AAA) and Buffalo (AAA).
- A former minor league shortstop, he played 10 seasons in the minors with the Dodgers from 1974-1978, 1980 and 1984 and the Pirates from 1971-1973.
- Graduated from Eastern Michigan University in 1971 and was twice named to the NAIA Collegiate World Series All Tournament team in 1968 and 1970...Was inducted into EMU's Hall of Fame in 1995.
- Terry and his wife, Deborah, make their home in Port St. Lucie, FL.



DAVID WRIGHT

SPECIAL ADVISOR TO METS COO & GENERAL MANAGER

- Became special advisor to Mets COO and general manager in January, 2019.
- Previously played for the Mets for 14 seasons and served as the team's fourth captain in club history from 2013-2018.
- Was a seven-time National League All-Star, two-time Gold Glove winner and a two-time Silver Slugger recipient.
- Holds the franchise record for hits (1,777), RBI (970), runs scored (949), doubles (390), total bases (2,945), extra-base hits (658), walks (762) and go-ahead home runs (87).
- Graduated from Hickory (VA) High School, earning All-State honors in 1999, 2000 and 2001 before being drafted by the Mets in the first round of the 2001 First-year Player Draft.
- Established the David Wright Foundation in 2005 to aid children in need in the New York City and Norfolk, VA areas.
- Has raised nearly \$2 million over the last 10 years at his annual charity event in Norfolk, VA for the Children's Hospital of the King's Daughters.



PRE-GAME TIME TABLE

Game Time	12:10	1:10	4:10	7:10
Mets Pitchers Hit	9:10-9:40	10:10-10:40	1:10-1:40	4:10-4:40
Mets BP	9:40-10:30	10:40-11:30	1:40-2:30	4:40-5:30
Visitors BP	10:30-11:10	11:30-12:10	2:30-3:10	5:30-6:10
Mets Infield	11:10-11:25	12:10-12:25	3:10-3:25	6:15-6:25
Visitors Infield	11:25-11:35	12:25-12:35	3:25-3:35	6:25-6:35
Grounds Crew	11:35	12:35	3:35	6:35

AL LEITER

BASEBALL OPERATIONS ADVISOR

- Leiter rejoined the organization as a baseball operations advisor in March of 2019.
- In this role, focuses on scouting and player development with an emphasis on mental preparation for pitchers...He works with players at every level of the organization, from newly drafted players to major leaguers.
- In addition to his duties with the Mets, Leiter serves as an analyst for MLB Network, appearing across the station's programming, including the Emmy Award-winning flagship studio show MLB Tonight.
- Was part of MLB Network's original on-air talent roster, earned Sports Emmy Award nominations in the Outstanding Sports Personality - Studio Analyst category in 2016, 2014, 2012 and 2010 for his work on MLB Network.
- Has previously served as a color commentator for YES Network and worked as a Postseason game analyst for ESPN and FOX Sports.
- Spent 19 years in the major leagues with the New York Yankees, Toronto Blue Jays, Florida Marlins and New York Mets...He finished his career going 162-132 with a 3.80 ERA (1010 earned runs/2391.0 innings) with 1163 walks and 1974 strikeouts in 419 appearances.
- Was a part of two World Series Championship teams, the 1993 Blue Jays and the 1997 Marlins... Additionally, he was twice selected as an All-Star in 1996 with the Marlins and again in 2000 with the Mets.
- Became the first pitcher in Marlins history to throw a no-hitter when he did so on May 11, 1996 against the Colorado Rockies...He also became the first pitcher in MLB history to earn a victory against all 30 major league teams.
- Off the field, Leiter received the Roberto Clemente Award in 2000 for his community service and philanthropic efforts.



BRIAN SMALL

DIRECTOR, TEAM TRAVEL

- Joined the Mets on January 3, 2011.
- Prior to joining the club, served nearly 20 years at the major league executive level for the Milwaukee Brewers and MLB Commissioner's office.
- Was the manager of waivers and player records for MLB after the league offices were consolidated in 2000 and remained in that position until 2007.
- Returned to the American League office in 1998 as the director of waivers and player records overseeing the administration of player transactions, contracts, and the major league rules.
- Worked for the Milwaukee Brewers in 1991 as the director of baseball administration, a position with duties ranging from salary arbitration preparation to Spring Training accommodations for minor leaguers.
- Served as assistant public relations director in the American League office from 1990-1991.
- Is a graduate of Stanford University with a degree in Quantitative Economics and is a certified fitness trainer.
- Brian is single and resides in Hackensack, NJ.



KEVIN KIERST

EQUIPMENT MANAGER


- Entering his 10th year as the Mets equipment manager and 30th in the Mets organization...Previously served as the Mets minor league equipment manager for eight years (2003-2010) and for 12 years as the equipment manager with the Mets Triple-A affiliate in Norfolk, VA.
- Has been a bat boy, clubhouse manager, equipment manager and minor league equipment coordinator; with stops in Norfolk, VA (1991-2002), Nashville, TN (1990), Dunedin, FL (1989), Knoxville, TN (1985-1988), Florence, SC (1984) and his hometown of Auburn, NY (1975-1983).
- Was also a veteran professional ice hockey official in both the American and East Coast Hockey Leagues and was selected to work the 1993-1994 ECHL All-Star Game.
- Named 2015 National League Clubhouse Manager of the Year by the Major League Baseball Clubhouse Managers Association.
- Kevin, 55, resides in Port St. Lucie, FL with his wife Dawn, daughter Kayla and son Kyle.



DAVE BERNI

VISITING CLUBHOUSE MANAGER

- Begins his 23rd season with the Mets and first at the visiting clubhouse manager.
- Was the assistant home clubhouse manager from 2007-2019...Oversaw the umpires room from 2011-2019...Worked as a clubhouse attendant from 2002-2006.
- Joined the Mets in 1998 as a bat boy/ball boy...Held that position until 2001.
- Attended St. Francis Preparatory High School in Fresh Meadows, NY.
- Graduated from St. John's University with a B.S. in Sports Management and a minor in Business Management in 2003.
- Has finished two New York City marathons...In 2015, he ran on behalf of The Bulldogs Care Foundation, which helps disadvantaged children through sports...In 2016, he ran on behalf of Joe Torre's Safe at Home Foundation.
- Has a daughter, Isabella, and lives in Glen Oaks, NY.



JIMMY VOIGT

COORDINATOR, CLUBHOUSE OPERATIONS

- Was promoted to Coordinator of Clubhouse Operations this offseason.
- Began working for the Mets as a bat boy in 2009...Became a Clubhouse Attendant in 2015.
- Jimmy, 28, graduated from Holy Cross High School in Flushing, NY.



MEDICAL STAFF

DR. DAVID ALTCHER

MEDICAL DIRECTOR



- Returned to the Mets as the Medical Director in 2005.
- Was head team physician for the New York Mets organization from 1991-2001.
- Matriculated to Cornell University Medical College in 1978, having graduated from Columbia College summa cum laude...Graduated from Cornell University Medical College in 1982 and was awarded the T. Campbell Thompson Award for outstanding achievement in orthopedic surgery.
- Pursued his entire surgical career at The New York Hospital-Cornell University Medical College...Beginning in 1982, he did his surgical internship at The New York Hospital under the direction of Dr. Thomas Shires and participated in the Laboratory of Shock Trauma during the summer of 1983.
- Went on to do a residency in Orthopaedic Surgery at the Hospital for Special Surgery and subsequently pursued a fellowship in sports medicine and shoulder surgery under the direction of Dr. Russell F. Warren from 1987 to 1988.
- In 2003, received the John Jay Award for Distinguished Professional Achievement, the highest honor bestowed by Columbia University to its alumni...In November 2003, he received the honor of being named one of the top 250 alumni of all time by the Columbia University student body.
- Served as the co-chief of the Sports Medicine and Shoulder Service at the Hospital for Special Surgery from 2005-2014.
- Professor of Clinical Orthopaedic Surgery at Weill Medical College at Cornell University since 2005.
- Has been the author and co-author of approximately 100 publications in referred medical journals...Has been the author and co-author of 30 books and book chapters and has made over 400 presentations at scientific meetings throughout the world.
- Served as the North American medical director of the professional men's tennis tour (the ATP Tour) and has served in the past as the assistant medical director for the US Open.
- Serves on numerous committees for the Hospital for Special Surgery, including Quality Assurance and Planning.
- Served as team physician for the United States Davis Cup Team from 1999-2003.
- Is an active member of the following organizations: American Medical Association, American Orthopaedic Society for Sports Medicine, American Shoulder and Elbow Society, the Arthroscopy Association of North America, the U.S. Olympic Sports Medicine Society, NY County Medical Society, American College of Sports Medicine, NY State Society of Orthopaedic Surgeons, American Orthopaedic Association, International Society of Arthroscopy, Knee Surgery & Orthopaedic Sports Medicine, Sports Medicine Society, Medical Society of the State of New York and the Eastern Orthopaedic Association...Is a fellow of the American Academy of Orthopaedic Surgeons, having been board certified in 1990.
- Resides in Manhattan, NY with his wife, Anne.

METS FAMILY

The following is a list of Mets players who have played 10 or more years with the club:

Player	Number of Years	Years
Ed Kranepool.....	18	1962-1979
David Wright.....	15	2004-2018
John Franco.....	14	1990-2004
Bud Harrelson.....	13	1965-1977
Jerry Grote.....	12	1966-1977
Cleon Jones.....	12	1963-1975
Tom Seaver.....	12	1967-1977; 1983
Craig Swan.....	12	1973-1984
Ron Hodges.....	12	1973-1984
Jerry Koosman.....	12	1967-1978
José Reyes.....	12	2003-2011, 2016-2018
Dwight Gooden.....	11	1984-1994

DR. STRUAN COLEMAN**HEAD TEAM PHYSICIAN**

- Is an ABOS Board Certified orthopedic surgeon and a member of the Sports Medicine and Shoulder Service at the Hospital for Special Surgery.
- Graduated with Honors from Harvard College in 1988 where he received an A.B. in Biochemistry and was a member of the men's varsity heavyweight crew team... Matriculated to Oxford University in 1988 on an Overseas Research Scholarship where he received a D. Phil in Biochemistry in 1991.
- Received his M.D. from Columbia College of Physicians and Surgeons in 1995 and was voted a member of the AOA Society.
- Completed a surgical internship at New York Presbyterian Hospital in 1996, followed by a residency in Orthopedic Surgery at the Hospital for Special Surgery from 1996 to 2000...Went on to complete a fellowship in Sports Medicine at the Hospital for Special Surgery in 2002 under the direction of Dr. Thomas Wickiewicz and Dr. Russell F. Warren.
- Is an author and co-author of numerous scientific papers that appear in peer-reviewed medical journals... Is also the author and co-author on a number of book chapters and invited articles.
- Dr. Coleman lives in Locust Valley, NY with his wife, Isobel, and their five children.

**DR. ANDREW PEARLE****ASSOCIATE TEAM PHYSICIAN**

- Is Chief of Sports Medicine at Hospital for Special Surgery.
- Has been an associate team physician for the New York Mets since 2005.
- Graduated magna cum laude from Amherst College, where he captained the rugby team...Attended Stanford University Medical School...Profiled as Distinguished Alumnus by Amherst Student in 2010.
- Has authored over 185 papers and speaks nationally and internationally on the use of computer-assisted and robotic techniques for knee surgery as well as techniques in ACL reconstruction.
- Elected member of ACL Study group, an international group of ACL experts in 2011.
- Named editor-in-chief of the Journal Techniques in Knee Surgery in 2011.
- Received NIH grant for biomechanical studies on ACL research in 2018.
- Serves as Orthopedic Consultant to UFC since 2017 and Head Team Physician for the New York Guardians of the XFL and Rugby Union New York of the Professional Rugby League.
- Dr. Pearle lives in Rye, N.Y. with his wife and four children... Has coached tackle football (PeeWee and Midget Divisions) for Rye Town Youth Football for past five years.

**DR. KATHRYN McELHENY****NON-OPERATIVE MEDICAL DIRECTOR**

- Is dual board certified in Pediatrics and Sports Medicine and is a member of the Primary Care Sports Medicine Service at Hospital for Special Surgery.
- Graduated with honors from Emory University in 2009 where she was a member of the track and cross country and team.
- Graduated magna cum laude from Loyola Stritch School of Medicine in 2013 where she was voted a member of the AOA national honor medical society.
- Completed her residency training at Weill Cornell where she was chief resident and a recipient of the James Horowitz Chief Resident award for New York Presbyterian Hospital.
- Received Sports Medicine fellowship training at Hospital for Special Surgery under the direction of Dr. James Kinderknecht where she served as a fellow team physician for the New York Football Giants and New York Mets.
- Is an author or co-author on multiple scientific papers, with ongoing research projects largely concentrated in baseball injury prevention.
- Dr. McElheny currently resides in Brooklyn, NY.



MEDICAL CONSULTANTS



DR. ANIL RANAWAT
Orthopedist




DR. JOSHUA DINES
Orthopedist



DR. JONATHAN DELAND
Foot & Ankle Specialist



DR. LAWRENCE INRA
Cardiologist



DR. LAWRENCE LEVIN
Cardiologist



DR. JAMES KINDERKNECHT
Primary Care Specialist



DR. RICHARD COHEN
Internal Medicine Specialist



DR. BERNARD RAWLINS
Spine Specialist



DR. HOWARD ROSENBERG
Infectious Disease Specialist



DR. MICHELLE CARLSON
Hand Specialist



TERRANCE SGROI
Physical Therapist
Specialist



DR. HOWARD LIVERS
Dentist



DR. MICHAEL JACOBS
Dermatologist



DR. ROCK POSITANO
Podiatrist



DR. WAYNE WINNICK
Chiropractor



DR. SANGWOO LEE
Ophthalmologist




DR. JAMES CARR
Physician

JIM CAVALLINI

DIRECTOR OF PERFORMANCE & SPORTS SCIENCE


- Was named the Director of Performance and Sports Science on January 23, 2018.
- From 2015-2017, was the Director of Performance for the United States Army Special Operations Command at Fort Bragg, NC...He recruited, managed and led an elite team of high performance professionals which included performance coaches, athletic trainers, dietitians, sports scientists and cognitive performance coaches.
- Also oversaw all aspects of the performance program, which included performance coaching, testing and monitoring performance nutrition, cognitive performance and the reconditioning of injured operators...Coached the operators in all aspects of performance training, speed, strength and power development, multi-directional movement skill and energy system development.
- Has collaborated with the medical, physical therapy and psychology teams to develop a performance rehabilitation mythology.
- From 2010-2015, he managed a world-class performance training facility for the United States Army Special Operations Command, including performance coaching, testing, monitoring and reconditioning.
- Was the assistant strength and conditioning coach at the University of Virginia from August, 2007-December, 2009...Lead performance coach for men's lacrosse, wrestling, women's volleyball, field hockey and golf.
- Served as the assistant strength and conditioning coach at the University of Iowa from August, 2005-August, 2007...Worked with women's soccer, men's track and field, men's golf, women's volleyball, field hockey and rowing.
- Was the graduate assistant strength and conditioning coach at Ball State for women's soccer, men's and women's tennis and women's track from August 2003-August, 2005 and was the assistant strength and conditioning coach at Drexel University for 16 Division I athletic teams from September, 2002-August, 2003.
- Received a Master of Science in Sport Biomechanics in 2005 from Ball State University and a Bachelor of Science in Exercise Science from Ithaca College in 2000.
- Jim and his wife, Jaclyn, have two boys, Ivan and Anders, and reside in Garden City, NY.



BRIAN CHICKLO

HEAD ATHLETIC TRAINER


- Begins his 22nd year in the Mets organization and his third as the head trainer.
- From 2012-2017, was the Mets major league assistant athletic trainer.
- Served as the minor league medical coordinator in 2011...Spent the previous nine seasons as the trainer for the Mets Triple-A affiliates in Norfolk, New Orleans and Buffalo.
- Selected by the Professional Baseball Athletic Trainers Society as the 2008 Pacific Coast League's Athletic Trainer of the Year.
- Was the head trainer for St. Lucie (A) of the Florida State League in 2001.
- Worked as the head trainer at Capital City (A) of the South Atlantic League in 2000 and held a similar position with Pittsfield (A) of the New York-Penn League in 1999.
- Began his career in professional baseball with an internship for Las Vegas (AAA) of the Pacific Coast League in 1998.
- Graduated from Shenandoah University in 1995 with a Bachelor of Science in Kinesiology...Also earned an MS degree in Sports Injury Management from UNLV in 1998.
- Brian, 48, and his wife, Ashley, reside in Fort Mill, SC with their son, Dalton and daughter, Collins.



JOSEPH GOLIA

ASSISTANT ATHLETIC TRAINER


- Enters his 15th season with the Mets and third as major league assistant athletic trainer.
- Spent the 2017 season as the Mets minor league medical coordinator.
- Head athletic trainer at the organization's Triple-A affiliate from 2011-2015 and held the same position with Binghamton (AA) from 2006-2010.
- Served as an athletic trainer for the Surprise Rafter's of the Arizona Fall League in 2009 and the Peoria Saguaros in 2008.
- Began his Mets athletic training career at Brooklyn (A) of the New York-Penn League.
- Worked as the athletic trainer for the College of Charleston baseball team from 2002-2005.
- Served as an intern athletic trainer for Trenton (AA) of the Eastern League in 2002, a Red Sox affiliate.
- Worked as the athletic trainer for the Villanova baseball team from 2000-2002.
- Graduated from West Virginia Wesleyan College, majoring in Sports Medicine, before going on to earn his master's degree in exercise and physical education from The Citadel.
- Joseph is married with two children and makes his offseason home in Charleston, SC.



SEAN BARDENETT

COORDINATOR OF REHABILITATION & RECONDITIONING


- Enters his second season with the Mets after spending two years as major league assistant physical therapist/manual therapist for the Kansas City Royals.
- Previously was minor league physical therapist with the Chicago White Sox and served as the physical therapy fellow for the Royals.
- Completed sports physical therapy residency training in Fort Worth, TX where he worked as a physical therapist for Texas Christian University athletics (TCU).
- Graduated with a Bachelor of Science degree in biology from the State University of New York at Geneseo, followed by his Doctor of Physical Therapy (DPT) from Upstate Medical University.
- Is a residency and fellowship trained licensed physical therapist, Board Certified Sports Clinical Specialist, and Certified Strength and Conditioning Specialist.
- Bardenett continues to serve as an adjunct faculty member in the Physical Therapy Education Department at Upstate Medical University in his hometown of Syracuse, NY.



JUSTIN "JT" PODELL

RECONDITIONING THERAPIST

- Enters his second season as the reconditioning therapist with the New York Mets after spending three years in the role of rehabilitation coordinator with the Houston Astros.
- Prior to joining the Astros, Podell worked at the Brooks Center for Sports Therapy in Jacksonville, FL, where he was orthopedic, and sports residency trained.
- Podell received his Doctor of Physical Therapy Degree in 2015 from the University of Lynchburg (VA).
- Prior to physical therapy school he completed his Master of Education Degree in Sports Medicine from the University of Virginia and his undergraduate degree in Athletic Training and Exercise from the University of Manchester (IN).
- During his time at Manchester University he was a two-year letterman in baseball.
- Podell is a native of Walkerton, IN, and now resides in New Hyde Park, NY with his wife Julie.



DEAN LITTLE

SPORTS SCIENCE COORDINATOR


- Begins his second season as the Sports Science Coordinator and first as a Major League Performance Coach.
- Prior to joining the Mets, Little spent three seasons serving as the Lead Performance Analyst/Sports Science & Reconditioning with the NBA Memphis Grizzlies (2016-2019).
- Little has a background in human performance, physiotherapy and rehabilitation.
- He attended the University of Melbourne, LaTrobe University and Australian Catholic University
- Dean, 32, lives in Williamsburg, Brooklyn.



DUSTIN CLARKE

PERFORMANCE COACH

- Enters his sixth season as the Mets Performance Coach and will be entering his 10th season in the organization.
- In his previous seasons, he has worked with the Gulf Coast Mets, Binghamton Mets and Las Vegas 51's.
- Prior to joining the Mets organization, he worked with University of Michigan football strength and conditioning, Lafayette College and Drexel University strength and conditioning programs.
- Certified Registered Strength and Conditioning Coach NSCA, Certified Strength and Conditioning Specialist NSCA.
- Received his Masters in Exercise Science and Bachelor's in Exercise Physiology from East Stroudsburg University in Pennsylvania.
- Currently resides in Port St. Lucie, FL in the offseason with his wife, Angela, and children, Adelyn and Logan.



JOSHUA LIFRAK

MENTAL PERFORMANCE COACH

- Begins his first season as the Major League Mental Performance Coach for the New York Mets.
- Prior to joining the Mets, served as Director of the Mental Skills Program for the Chicago Cubs where he created, designed and implemented the most robust mental skills program in Major League Baseball.
- Spent 10 years at IMG Academy in Bradenton, FL building mental skills training programs for athletes.
- Has worked with MLB players, NBA and NFL draft picks, the US Soccer U-17 Men's National Team and many college programs, including the Florida State football and basketball teams, and the USC football and 5-time NCAA champion Men's tennis team.
- Josh earned a BA in Sociology from University of Rhode Island and a Masters in Exercise Science with a concentration in Sport Psychology from Ithaca College.



MIKE BARWIS

SENIOR ADVISOR FOR STRENGTH & CONDITIONING

- Was appointed the Mets senior advisor for strength and conditioning on October 2, 2014...Serves as an advisor to the organization's major league and minor league strength and conditioning staffs.
- Is the founder and CEO of the Barwis Methods, an international conglomeration of training centers, nutrition, manufacturing and distribution companies and affiliated charities related to strength and conditioning, human performance and injury recovery.
- Is currently the Director of Sports Science and Human Performance for the Detroit Red Wings and previously served as a consultant for the Miami Dolphins and multiple professional teams in the NFL, NBA, MLB and NHL .
- Previously served as the Director of Strength & Conditioning at the University of Michigan for football, ice hockey, softball, wrestling and men's soccer and at West Virginia University, where he designed and implemented programs for all 21 varsity sports where he also wrote and taught the graduate curriculum on physiology.
- Has trained over 5,000 professional and Olympic athletes in over 40 sporting events.
- Is featured on the Discovery Channel television show American Muscle, which features his work with professional athletes and people with disabilities.
- Speaks and consults with Fortune 500 companies and government agencies.
- He has been published in numerous journals, magazines, newspapers, written several books, training manuals and produced a library of training materials and videos.



METS AMBASSADORS

MIKE PIAZZA



- Mike Piazza, who was inducted into the Baseball Hall of Fame in 2016 and is regarded as the greatest hitting catcher in the history of the game, begins his fourth season as a club ambassador.
- He reinvigorated the franchise when he was acquired from the Florida Marlins on May 22, 1998...Hit 427 home runs during his career, 396 coming as a catcher, the most in Major League Baseball history.
- Inducted into the Mets Hall of Fame in 2013 and his number #31 was retired on July 30, 2016, becoming the second player to have number retired joining Tom Seaver.
- In January of 2020, Clover Park, the home of Mets Spring Training, was renamed in his honor to 31 Piazza Drive.
- Was a 12-time All-Star, won 10 Silver Sluggers (the most by any catcher) and was the 1993 National League Rookie of the Year.
- He was the MVP of the 1996 All-Star Game which was played in his hometown of Philadelphia...Went 2-3 with a double, home run and two RBI.
- Led the Mets to the 2000 World Series and the 1999 NLCS.
- Had a .545 career slugging percentage, the best all-time among catchers and hit .308 during his career, the eighth-best mark among backstops.
- Ranks third in team history in home runs (220), third in RBI (655), first in slugging (.542) and third in batting average (.296).
- Cracked his 352nd home run as a catcher on May 5, 2004 off San Francisco's Jerome Williams to break Carlton Fisk's mark for home runs as a catcher.
- Set a team record with 124 RBI in 1999...Belted 40 home runs that season, the third-most in team history... Had a .614 slugging percentage in 2000, the highest single-season mark in franchise history.
- Hit a dramatic eighth-inning home run on September 22, 2001 to beat the Braves, 3-2, in the first sporting event in New York City following the 9-11 attacks.
- Batted .308, with 344 doubles, 427 home runs, 1,335 RBI and .545 slugging percentage during his 16-year career with the Dodgers, Marlins, Mets, Padres and Athletics...He was selected in the 62nd round of the 1998 draft by the Dodgers on the advice of family friend Tommy Lasorda.
- Piazza will continue to visit the Mets during Spring Training for a few days to offer personal instruction to Mets catchers.
- Represents the Mets at Corporate Partnership and charitable events.
- Caught the ceremonial first from Tom Seaver in the last game at Shea Stadium and in the first game at Citi Field.
- Mike and his wife Alicia have three children, two daughters, Nicoletta and Paulina and a son, Marco and they reside in Italy.

METS ON HOLIDAYS

Easter.....	15-22
Mother's Day	29-31
Memorial Day	27-32
Father's Day.....	30-35
Independence Day	31-36
Labor Day	28-35



Mike Piazza poses following a ceremony officially renaming the address of the Spring Training home in his honor - 31 Piazza Drive.

TIM TEUFEL

- Tim Teufel begins his fourth season as a club ambassador as well as the club's minor league infield coordinator...Served as the third base coach with the major league team from 2012-2016.
- A former second baseman, he was a key member of the Mets' 1986 World Championship team...Acquired from the Minnesota Twins in a five-player trade on January 14, 1986.
- Batted .333 in five postseason games in 1986...Started two games during the League Championship Series and three contests in the World Series...Hit .247 in 93 games for the 1986 Mets.
- In 1987, he hit .308 in 97 contests for the Mets.
- Hit seven pinch-hit home runs in his career, five as a Met, three short of Mark Carreon's club record.
- Cracked the third pinch-hit grand slam in club history and the first slam of his career on June 10, 1986 to help beat the Phillies...It was the eighth pinch-hit grand slam in baseball history.
- In total, he managed for eight years in the Mets minor league system, compiling a cumulative 464-562 (.452) record as a manager.
- Started his managerial career with Brooklyn (A) of the New York-Penn League in 2003 before leading St. Lucie (A) of the Florida State League in 2004-2005 and 2008-2009, Savannah (A) of the South Atlantic League in 2007, Binghamton (AA) of the Eastern League in 2010 and Buffalo (AAA) of the International League in 2011.
- In 2001 and 2002, he served the organization as the Mets minor league infield coordinator.
- Returned to the Mets in 1998 as a member of the Professional Scouting Department.
- Played 11 years in the major leagues (1983-1993), including six years with the Mets (1986-1991)...Also played with the Twins and Padres.
- Was drafted by the Twins in the second round of the June, 1980 Free Agent Draft.
- Was All-ACC and a first team All-American at Clemson University as a senior...Led the Tigers to the College World Series.
- Was inducted to the Clemson Hall of Fame on October 10, 2015.
- Has received "Good Guy" Awards from the New York Press Photographers Association and the New York Baseball Writers Association.
- His son, Shawn, a lefthanded pitcher, was drafted by the Detroit Tigers organization...On August 18, 2011, pitching for Toledo (AAA) of the International League, Shawn went 6.0 shutout innings to turn back Tim's Buffalo team...Shawn pitched collegiately at Liberty (VA) University...He also pitched in the Mets organization in 2013 and for Camden of the Independent Atlantic League in 2014.



MOOKIE WILSON

- Mookie begins his ninth season as a club ambassador.
- Served as the Mets first base and outfield coach in 2011 and 1997-2002.
- Was the Mets minor league outfield and baserunning coordinator in 2010 after spending the previous four years in private business.
- In 2005, managed the Brooklyn Cyclones (A) of the New York-Penn League.
- Managed Kingsport (R) of the Appalachian League in 2003 and 2004.
- Inducted into the Mets Hall of Fame in 1996 and was voted a member of the Mets' 40th Anniversary Team in 2002.
- Returned to the Mets on December 23, 1993 as a member of the Community Outreach Department and a roving minor league instructor...Served there until being named the club's first base coach on October 17, 1996.
- In the spring of 1996, he was a baserunning and outfield instructor in the Mets' minor league camp.
- Was a Mets outfielder from 1980-1989 and ranks among the club's all-time leaders in almost every offensive category.
- Best remembered for perhaps the most memorable at-bat in team history, dodging a two-out, two-strike, wild pitch from Boston pitcher Bob Stanley in the 10th inning of Game 6 of the 1986 World Series that enabled Kevin Mitchell to score the tying run...Then hit a ground ball that trickled under first baseman Bill Buckner's glove, allowing Ray Knight to score the winning run and force a Game 7 that the Mets would win.
- Graduated from Spartanburg (SC) Junior College with a B.A. Degree in Liberal Arts and attended the University of South Carolina for two years, majoring in Business Administration...Graduated from Mercy College (NY) on May 26, 1996.



TODD ZEILE

- Begins his second season as an ambassador.
- Zeile played in the majors for 16 seasons from 1989 to 2004 for the St. Louis Cardinals, Chicago Cubs, Philadelphia Phillies, Baltimore Orioles, Los Angeles Dodgers, Florida Marlins, Texas Rangers, New York Mets, Colorado Rockies, New York Yankees and Montreal Expos.
- Played three seasons with the Mets, and was the first baseman on the 2000 National League Championship team.
- In addition to his duties as an ambassador, Zeile works as a contributing analyst for SNY sports and news shows including “Baseball Night in New York” and “Mets Hot Stove” as well as the Mets pre- and post-game shows...This is a position that he has held since 2017.
- A California native, Zeile is also actor, director and producer.
- Attended UCLA, where he was a catcher for the Bruins baseball team.



METS STAFF



MAURICE ABBATE
Director, Original Content



ROSIE ABREU
Administrative Assistant, Baseball Operations



KELLOGG ADAMS
Senior Account Executive, Corporate Partnership Sales



ALAN ALDWELL
Director, Premium Services



GREG ALVAREZ
Senior Graphics & Animation Designer



CARLOS AMES
Account Executive, Group Sales



CHRISTINA ANDREWS
Director, Corporate Partnerships & Suites



CHRIS ANNARUMMA
Manager, Premium Sales



NICOLE ANNESE
Senior Account Executive, Group Services



FRANK ANSELMO
Executive Director, Creative Services



RALPH ARDOLINA
Director, Payroll



JOSEPH BALL
Account Executive, Season Ticket Sales



ZACK BECKER
Assistant, Communications



ANDY BEGGS
Manager, Field Operations



JAMES BENESH
Director, Consumer Strategy & Insight



MICHAEL BERMAN
Director, Ticket Operations



BECCA BISSON
Account Executive, Season Ticket Account Services




SARA BOLLOCK
Director, Building Command Center



RAYMOND BORRIELLO
Application Developer



ANN MARIE BREYER
Director, Landscaping & Horticultural Services



DEAN BROWNWORTH
Administrative Assistant, Venue Services & Operations



RYAN CACCHIOLI
Coordinator, Venue Services



ASHLEY CAMANO
Director, Corporate Partnership Strategy



RYAN CAMPBELL
Analyst, Technical Support



WILL CARAFELLO
Senior Director, Social Media

METS STAFF



PETER CASSANO
Executive Director,
Ballpark Operations



JUSTIN CHASSE
Account Executive,
Season Ticket
Sales



RYAN CHATEL
Video Editor,
Social Media




YOUNG CHOI
Analyst, Korean Market
Development & Sales



ANDREW CHRISTIE
International Scouting



BOBBY CLEMENS
Director, Scoreboard &
Entertainment



NICK CLEMENS
Graphic Designer



KEVIN CLIFFORD
Administrative Assistant,
IT & Procurement



MATT COHEN
Manager, Premium
Services



JON COKORINOS
Manager, Business
Analytics & Intelligence



HOWARD COLE JR.
Account Executive,
Group Sales



SHANNON CONERTY
Senior Accountant



ALEXANDRA CONTE
Senior Manager,
Corporate Partnership
Strategy & Activation



LUCIANA CONTRERAS
Workday Engagement
Manager



THERESA CORDERI
Coordinator, Clubhouse
Catering



CHRIS COURCHESNE
Manager, Premium
Services



BROOKLYN COVELL
Coordinator,
Baseball Administration



RYAN CROFTS
Coordinator, Ballpark
Operations



MICHELLE CRONK
Manager,
Transportation &
Medical Services



TONY CROSLIN
Coordinator, External
Affairs & Community
Engagement



FELIX CRUZ
Director, Corporate
Procurement



STEVE D'COSTA
Help Desk Manager



ALBERT DACI
Help Desk Technician




CLAIRE DALTON
Assistant, Content &
Marketing



BRIANNA DAMMERS
Coordinator,
Security

METS STAFF



KERRY DAVIS
 Manager, Corporate
 Partnerships & Suites



BILL DEACON
 Senior Director,
 Field Operations &
 Landscaping



TYLER DEFRANCO
 Account Executive,
 Group Sales



LACEY DELORIA
 Coordinator,
 Venue Services



JAMES DENNISTON
 Senior Counsel



JOE DEVITO
 Executive Producer,
 Entertainment, Marketing &
 Productions



CHRISTIAN DILGER
 Executive Assistant,
 Legal



STEPHEN DILLON
 Senior Director,
 Security



JENNA DOAK
 Assistant, Marketing &
 Productions



MICHAEL DOHNERT
 Senior Director,
 Ballpark Operations




TARYN DONOVAN
 Senior Director,
 Venue Services



JACOB DORRIS
 Analyst, Baseball
 Research &
 Development



WONFORD DUBERRY
 Coordinator, Building
 Operations



RUELL DUBIN
 Manager,
 Ticket Operations



BRIAN FANELLI
 Manager,
 Venue Services &
 Athletics



JARED FAUST
 Analyst,
 Baseball Research &
 Development



JOHN FITZGERALD
 Senior Coordinator,
 Ticket Operations



TOM FLEISCHMAN
 Assistant,
 Amateur & International
 Scouting



MATT FLEISHMAN
 Coordinator, Baseball
 Research & Development



BRIAN FLING
 Senior Director,
 Corporate Partnerships



ALLY FUTTERMAN
 Manager, Corporate
 Partnership Activation




LOU GADALETA
 Account Executive,
 Season Ticket Sales



MIKE GENARO
 Coordinator, Corporate
 Partnership Strategy



JON GIEBLER
 Manager,
 Creative Services



BRIAN GLYNN
 Director, Corporate
 Partnership Sales

METS STAFF



OLIVIA GOODWIN
Coordinator,
Recruiting



BARRY GORMAN
Manager,
Group Services



JILL GRABILL
Director,
Marketing




TIM GUNKEL
Executive Director,
Ballpark Technology



JAY HABIB
Analyst, Business
Analytics & Intelligence



SEAN HAGGANS
Senior Coordinator,
Video Operations



JESSE HAHN
Manager,
Premium Sales



LORRAINE HAMILTON
Executive Director,
Broadcasting & Special
Events



BRYAN HAYES
Senior Coordinator,
Amateur & International
Scouting



DAVID HAYOB
Senior Director,
Corporate Partnerships



ANDY HORNER
Director, Guest
Experience



KYLE INGRAM
Director, Season Ticket
Account Services



MAX INOUYE
Director,
Premium Sales



GABBY JASPER
Coordinator,
Broadcasting & Events




DOUGLAS JOE
Database Architect



MAX JOHNSON
Account Executive,
Group Services



ZACHARY JOHNSTON
Director, New Business
Development



GARRETT JONES
Account Executive,
Season Ticket Sales



TOM JORDON
Assistant,
Human Resources



JACK JUNG
Massage Therapist



BILL KAIN
Director, Corporate
Partnership Sales



STEPHEN KARL
Senior Manager, Ticket
Sales Logistics



GARRETT KELLY
Account Executive, Season
Ticket Account Services



JIM KELLY
Opposition Preparation
& Replay Coordinator



NICK KELLY
Graphic Designer

METS STAFF



TAYLOR KELLY
 Manager, Ticket Sales
 Logistics & Hospitality



SARAH KITCHEN
 Account Executive,
 Season Ticket Account
 Services



ENRIKE KLEVAN
 Audio-Visual Systems
 Specialist



BRADLEY KLUG
 Account Executive,
 Season Ticket Account
 Services



KENNY KOPERDA
 Executive Director,
 Ticket Sales & Services




CLAIRE KUENY
 Director,
 Business Strategy



**JANINE LABOY-
 GONZALEZ**
 Administrative Assistant,
 Business Strategy



DAVID LANG
 Coordinator,
 Pitching Analytics



JOE LEFKOWITZ
 Manager, Baseball
 Research & Development



RICHARD LEOCADIO
 Coordinator, Priority
 Ticket Fulfillment &
 Services



MARC LEVINE
 Team Photographer



AUSTIN LEWTER
 Graphic Designer



AUSTIN LOCKETT
 Account Executive,
 Season Ticket Sales



LAUREN LOGIUDICE
 Senior Accountant



JUAN LONDONO
 Manager, Corporate
 Partnership Sales



NICOLE LOSITO
 Coordinator,
 Venue Services



ELIZABETH MAHON
 Manager, Accounts
 Receivable & Payable



JOE MAHON
 Coordinator, Ballpark
 Operations



KATIE MAHON
 Director, Corporate
 Partnership Sales



LAURA MAIER
 Administrative
 Assistant, Ticket Sales
 & Services



MOLLIE McADAMS
 Coordinator, Benefits



JIMMY MCCARTHY
 Account Executive,
 Season Ticket Sales



KEITH McCLOAT
 Senior Financial
 Analyst



JOHN MCKAY
 Executive Director,
 Security



RICH MCKENNA
 Director,
 Accounting

METS STAFF



BRENDAN McKEON
Technology Director,
Productions



DONOVAN MITCHELL
Director, Player
Relations & Community
Outreach



ETHAN MITNIK
Manager, Corporate
Partnership Strategy



JOHN MORRIS
Executive Director,
Business Analytics &
Intelligence



CONRADE MURRAY
Manager,
Security




TARA NAPOLI
Manager,
Venue Services &
Promotions



GRACE NAPOLITANO
Coordinator,
Corporate Partnerships



DOM NEIL
Account Executive,
Season Ticket Account
Services



MIKE NEWBY
Director,
Building Operations



MATTHEW NOONE
Account Executive,
Season Ticket Sales



CHRIS NOTARO
Account Executive,
Season Ticket Account
Services



EZINNE NWAOGU
Manager, Guest
Experience



PATRICK O'CONNOR
Account Executive,
Season Ticket Sales



KAYTLYNN ORIOLES
Payroll Clerk



STEPHEN ORŁOWSKI
Account Executive,
Season Ticket Account
Services



CRYSTAL OWUSU
Director, Revenue
Innovation & Strategy



JAMIE OZURE
Director, Corporate
Partnership Strategy



JAN PADRON
Receiving Coordinator,
Procurement



MAVERICK PALABASAN
Purchasing Agent



DANIELLE PARILLO
Executive Director,
External Affairs &
Community Engagement



MICHAEL PARTON
Ticket Portfolio Manager



JARRETT PARVER
Executive Director,
Ticket Operations



TONI PELOSI
Director,
Security



JOSEPH PEREZ
Manager,
Premium Sales



ERIC PETERSEN
Director,
Ticket Services

METS STAFF



MARY PHELAN-COX
Payroll Supervisor



EVAN PHILLIPS
Account Executive,
Group Sales



MARK PHILLIPS
Manager,
Group Sales Support



JESSE PORTELLO
Account Executive,
Group Services



WENDY PORTER
Receptionist



C.J. QUACKENBUSH
Coordinator,
Guest Experience



MICHELLE RACHEK
Manager,
Ticket Services



REY RAMIREZ
Systems Administrator



ERIC RAMOS
Executive Director,
Information Technology



EVA RAMSARAN
Senior Director,
Human Resources



SHEILA REHILL
Coordinator,
Venue Services



BAIRRE REILLY
Coordinator, Corporate
Partnerships & Suites



ABBY RICE
Account Executive,
Season Ticket Sales



KAYLA RICE
Coordinator,
Photography &
Creative Services



MIKE RICONDA
Coordinator, Building
Operations



JESSIE RODRIGUEZ
Accounts Payable Clerk



JOSH ROSENMAN
Manager, Branding &
Graphics



MATTHEW RUTHERFORD
Assistant,
Guest Experience



AARON RYLEY
Accountant Executive,
Group Sales



JULIANNA SABRA
Director,
External Affairs &
Community Engagement



PETER SACHS
Manager, Corporate
Partnership Sales



EMMANUEL SANTIAGO
Account Executive, Season
Ticket Account Services



LUIS SANTIAGO
Account Executive,
Group Sales




JOE SCAROLA
Manager, Video
Operations



BRIAN SCHUTZMAN
Assistant to the General
Manager

METS STAFF



BENNETT SCIACCA
 Manager, Procurement
 & Capital Projects



AUSTIN SEAMSTER
 Account Executive,
 Group Sales



DEVON SHERWOOD
 Coordinator, Alumni
 Public Relations & Team
 Historian



ROBERT SILVER
 Senior Network
 Engineer



LINDSAY SILVESTRI
 Junior Accountant



JILLIAN SIXSMITH-COX
 Coordinator,
 Ticket Operations



CHRIS SORTINO
 Manager,
 Premium Sales



LUIS SOTO
 Manager, Building
 Command Center



LAURA SOUTH
 Director,
 Broadcasting & Events



BRIELLE SPERANZINI
 Coordinator,
 Legal Affairs



MAUREEN STOECKLIN
 Performance
 Nutritionist



EDGARDO SUERO
 Coordinator,
 Office Services



NICK SURIANI
 Account Executive,
 Season Ticket Sales



ÁLAN SURIEL
 Bilingual Media
 Coordinator



MICHAEL SUTERA
 Coordinator,
 Building Operations



NICK SZPUR
 Director,
 Inside Sales



BOBBY THOMPSON
 Coordinator,
 Security




JAKE TITLEBAUM
 Manager,
 Premium Sales



JAKE TOFFLER
 Analyst, Baseball
 Research &
 Development



JOHN TORAL
 Coordinator, Ballpark
 Operations



ANTHONY VARIO
 Video Editor,
 Productions



BRENDEEN VARRASSI
 Coordinator,
 Building Operations



JOHN VENTIMIGLIA
 Senior Director,
 Assistant Controller



JESSICA VILLANELLA
 Senior Director,
 Senior Counsel



VITO VITIELLO
 Senior Director,
 Productions

METS STAFF



KEVIN WALSH
Manager, Player
Development




TIM WALSH
Manager,
Social Media



WAYNE WANG
Analyst, Asian
Development & Sales



KAITLYN WAWRYK
Senior Account
Executive, Season Ticket
Account Services



ZACH WEBER
Manager,
Communications



AUBREY WECHSLER
Director, Employee
Engagement



ALLIE WEILLER
Manager, Corporate
Partnerships & Suites




ERICA WELLS
Assistant, External
Affairs & Community
Engagement



JELANI WHEELER
Coordinator,
Marketing



ETHAN WILSON
Senior Director,
Communications



JAKE WINOWICH
Director,
Group Sales & Services



KRISTIN WOJCIK
Coordinator,
Communications

HOME RUN IN FIRST AT-BAT

In 2019, three Mets homered in their first at-bat with the club, including two in a three-day span...The following is a complete list of players who have hit home runs in their first at-bat with the Mets.

Player	Date
Benny Ayala	August 27, 1974*
Mike Fitzgerald	September 13, 1983*
Rick Cerone	April 9, 1991
Jose Vizcaino	April 4, 1994
(walked in his first plate appearance)	
Todd Pratt	July 4, 1997
Mike Bordick	July 29, 2000#

Player	Date
Bubba Trammell	July 30, 2000
Kazuo Matsui	April 6, 2004#*
Mike Jacobs	August 21, 2005*
Robinson Cano	March 28, 2019
Rajai Davis	May 22, 2019
Aaron Altherr	May 24, 2019

#First Pitch *First major league at-bat

METROPOLITAN HOSPITALITY AT CITI FIELD

A DESTINATION FOR EVERY OCCASION

Metropolitan Hospitality is the non-gameday event team at Citi Field, which hosted its first event in April, 2009. Hosting events year-round, Citi Field is a unique destination for concerts, sporting events, meetings, trade shows, social events, holiday parties and other business gatherings. There are over 18 unique spaces where you can host intimate events for 50 people or large-scale events for up to 50,000 guests.

Transform your favorite game-day space, whether it is the Foxwoods Club or Delta SKY360° Club, and create the event of your dreams! You can even add Mr. Met, Mrs. Met and a former Mets player to your guest list or use the video boards to enhance your experience. Our dedicated team of professionals will be there every step of the way to ensure your day is a success. For more information visit MetropolitanHospitality.com or call 718-507-FOOD (718-507-3663).

HEATHER COLLAMORE

VICE PRESIDENT, METROPOLITAN HOSPITALITY

- Promoted to Vice President of Metropolitan Hospitality in December of 2013.
- Responsible for selling and managing all non-game day events at Citi Field, including: concerts, soccer matches, social, corporate, and charity events, 5K/ races/runs, meetings, trade shows, film/TV/commercial shoots, & large-scale festivals.
- Joined the Mets in 2005 as the Assistant to the Vice President of Corporate Sales & Partnerships.
- Prior to joining the Mets, spent one year with the Chattanooga Lookouts (AA) in the Southern League as Director of Promotions - managed the on-field entertainment for each game, as well as oversaw the 2004 Southern League All-Star Game.
- Graduated Phi Beta Kappa with a B.A. in Spanish from Middlebury College.
- Originally from North Andover, MA, Heather currently resides in Westchester, NY with her husband and daughter.





LISA BARBARA
Director,
Event Sales



AMANDA CIERI
Director, Event
Execution & Logistics



JENNY ICE
Senior Manager, Events
Metropolitan
Hospitality




MATT COWAN
Manager, Events
Metropolitan
Hospitality



CATHY MONTALTO
Assistant to V.P.
Metropolitan
Hospitality



JAMIE LOGAN
Senior Account
Executive, Event
Sales Metropolitan
Hospitality



RYAN KELLER
Manager, Event
Financial Operations
Metropolitan
Hospitality



CAITLYN MAIO
Senior Coordinator,
Events
Metropolitan
Hospitality



DANIELLE DeLUNA
Coordinator, Event
Logistics



KARA TORZULLO
Coordinator, Events
Metropolitan Hospitality



SAM NORD-STEPHENS
Sales Development
Representative,
Metropolitan Hospitality



TORI TEDESCHI
Assistant, Events
Metropolitan Hospitality



KARINA VICENTE
Assistant, Events Logistics
Metropolitan Hospitality

CITI FIELD TOURS

Citi Field is opening its doors to the public! Join us for a behind the scenes tour of our ballpark, with access to the most exclusive areas, Game day tours and non-game day tours are available.

For more information, visit mets.com/tours

To schedule a private tour:
tours@nymets.com
- or -
718.803.4097



SYRACUSE METS



JASON SMOROL
General Manger



CLINT CURE
Assistant General
Manager



KATIE BERGER
Assistant General
Manager



KATHLEEN McCORMICK
Director,
Sales & Marketing



JULIE CARDINALI
Manager, Corporate
Sales



ANTHONY CIANCHETTA
Director, Multimedia
Production



WILL COMMISSO
Director,
Ticket Operations



MICHAEL TRICARICO
Director, Broadcasting &
Media Relations



JOHN STEWART
Director, Turf
Management



NATE FLASK
Assistant Director,
Turf Management



BILL RYAN
Manager, Luxury
Suites & Hospitality



DANNY TRIODI
Manager, Social
Media & Graphics



PATRICK TAYLOR
Senior Staff
Accountant



FRANK SANTORO
Staff Accountant



BILLY SCHOLTEN
Manager,
Ticket Office



MIKE GIRUZZI
Account Executive,
Group Sales



PHOEBE LANGDON
Account Executive,
Group Sales



KATIE BALDWIN
Account Executive,
Group Sales

FLORIDA OPERATIONS



PAUL TAGLIERI
Executive Director,
Minor League Facilities



TRAER VAN ALLEN
General Manager,
St. Lucie Mets



SHANNON MURRAY
Staff Accountant



KASEY BLAIR
Assistant General
Manager, St. Lucie Mets
Game Day Operations



KYLE GLEOCKLER
Assistant General
Manager, St. Lucie Mets
Team Operations



LAUREN DeACETIS
Director, Sales &
Corporate Partnerships



ADAM MacDONALD
Manager,
Broadcast & Media
Relations



JOSH SEXTON
Manager, Group Sales
& Hospitality



MARISSA KAPPUS
Manager, Social Media
& Graphic Design



DOUG DICKEY
Manager, Fantasy Camp
& Special Events



CHRISTINA RIVERA
Accounting Clerk



TROY MORIARTY
Clubhouse Manager



MARY O'BRIEN
Executive Assistant



JEFF MONTPETITE
Maintenance

KINGSPORT METS



BRIAN PAUPECK
General Manager,
Kingsport Mets

PARTNERS & BOARD OF DIRECTORS

FRED WILPON – Chairman & Chief Executive Officer

SAUL B. KATZ – President

JEFF WILPON – Chief Operating Officer

FRED WILPON, Chairman

SAUL B. KATZ, President

JEFF WILPON, Executive VP & CEO

RICHARD WILPON, Partner

MICHAEL KATZ, Partner

DAVID KATZ, Partner

TOM OSTERMAN, Partner

HANK AMON, Partner



STEVE COHEN
Vice President




KEVIN MAHONEY
General Manager



GARY J. PERONE
Assistant General
Manager



BILLY HARNER
Director,
Communications



**CHRISTINA
MOORE**
Director, Community
Relations



ALYSSA MOREL
Manager, Marketing



VLADIMIR LIPSMAN
Manager, Operations



SHARON LUNDY
Administrative Assistant
& Community Relations



KING HENRY
Community Group
Manager



MAX COLTEN
Head
Groundskeeper



TATIANA ISDITH
Senior Accountant



IRYNA KRAVCHUK
Accounts Payable




TOMMY CARDONA
Partnership
Development



KEITH RAAD
Account Executive &
Broadcaster



MIREYA RAMIREZ
Account Executive



MORDECHAI TWERSKY
Account Executive



JEREMY ALLEN
Account Executive



RICKY VIOLA
Account Executive



ANTHONY GENNA
Account Executive



BRYAN WYNN
Account Executive

QUEENS BALLPARK COMPANY

Queens Ballpark Company, L.L.C. has been engaged by the New York City Industrial Development Agency as its agent to develop and operate Citi Field.

OFFICERS

FRED WILPON – Chairman & Chief Executive Officer

SAUL B. KATZ – President

JEFF WILPON – Chief Operating Officer

DAVID P. COHEN – Executive Vice President/General Counsel/Secretary

LOU DePAOLI – Executive Vice President

ERIC SARETSKY

VICE PRESIDENT

- Construction executive on the development team for the Citi Field project.
- Led the construction management team, including structural, mechanical and other related consultants...Responsible for schedule and overall construction management of the project.
- Continues to oversee current capital improvements to Citi Field and other Mets facilities.
- Manages the capital construction activities for Sterling Equities & Sterling Project Development Group.
- Joined the firm in 1998, notable projects include: Shea Stadium (renovations), The Hospital for Special Surgery, Bear Stearns, MCU Park (Brooklyn Cyclones- initial construction and the restoration after Hurricane Sandy), and the renovation of the Mets spring training facilities in Port St. Lucie, FL.



ANDREW CAIRNS

VICE PRESIDENT

- Project Executive on the development team for Citi Field...Responsible for coordinating the team of architects and design consultants as well as overall project administration and budget.
- Responsible for ongoing capital improvements and enhancements to the facility.
- In addition to his role with the Queens Ballpark Company, Andrew also manages the real estate design and construction activities of Sterling Equities.
- Joined Sterling Equities in March, 1999, and his projects include the development of a 1.3 million square foot high-rise in Manhattan, the historical restoration of Radio City Music Hall, the development of the Brooklyn Cyclones' MCU Ballpark, the renovation and expansion of First Data Field, the Mets spring training facility in Florida, and new offices and studio for SNY.



AND THE NAME IS...

The name Mets was judged by club owner Joan Payson as the one that best met five basic criteria:

1. It met public and press acceptance;
2. It was closely related to the team's corporate name (Metropolitan Baseball Club, Inc);
3. It was descriptive of the Metropolitan area;
4. It had a brevity that delighted copy readers everywhere;
5. It had historical background, referring to the Metropolitans of the 19th century American Association.

Other names considered included Rebels, Skyliners, NYBs, Burros (for the five boroughs), Continentals, Avengers...As well as Jets and Islanders, names that would eventually find their way into the New York sports scene.



MANAGER & COACHES



LUIS ROJAS Manager

OPENING DAY AGE

38

BIRTHDATE

September 1, 1981

BIRTHPLACE

Santo Domingo, DR

RESIDES

Santo Domingo, DR

APPOINTED

January 24, 2020

COACHING TIMELINE

2007-

New York Mets

DSL Mets (R) (2007)

GCL Mets (R) (2008-2009)

Savannah (A) (2010)

GCL Mets (R) Manager (2011)

Savannah (A)

Manager (2012-2014)

St. Lucie (A)

Manager (2015-2016)

Binghamton (AA)

Manager (2017-2018)

Quality Control Coach (2019)

Manager (2020-)

COACHING CAREER

- Was named the 23rd manager in Mets history on January 23, 2020.
- Is the sixth Dominican-born manager in major league history...His father, Felipe Alou, became the first when he helmed the Montreal Expos from 1992-2001...Rojas joins Manny Acta, Tony Peña, Juan Samuel and Luis Pujols as the only other managers from Dominican heritage.
- Luis and Felipe are the fifth father-son duo to both serve as major league managers, joining Buddy and David Bell, Aaron and Bob Boone, George and Dick Sisler and Bob and Joel Skinner.
- Spent 2019 as the newly-created role of quality control coach... Served as a conduit between the front office and coaching staff on all issues including game preparation, strategy and analytics.
- Enters his 15th season with the Mets organization.
- Managed the Dominican Republic in the 2019 WBSC Premier12 tournament.
- Managed Binghamton (AA) during the 2017 and 2018 seasons...In 2017, led the Rumble Ponies to a playoff berth.
- Managed St. Lucie (A) of the Florida State League from 2015-16... Led St. Lucie to a second-half Florida State League South Division title in 2016...Was St. Lucie's first appearance in the playoffs since 2012 and first second-half title since 2007.
- He was voted by his peers as the Best Managerial Prospect in the Florida State League in 2015 and 2016 by *Baseball America*.
- Led the Leones del Escogido to a Dominican Winter League championship in 2015-16.
- Managed Savannah (A) of the South Atlantic League for three seasons from 2012-2014...Guided Savannah to the South Atlantic League championship in 2013...Was named the South Atlantic League Manager of the Year in 2014 and the Best Managerial Prospect in the South Atlantic League by *Baseball America*.
- Managed the Gulf Coast Mets (R) in 2011.
- In 2010 was a coach for Savannah (A)...Served in the same capacity from 2008-09 with the Gulf Coast Mets (R).
- Spent 2007 as a coach with the Mets Dominican Summer League team...Joined the Mets organization after the DSL season in 2006.

PLAYING CAREER

- Played with the Baltimore Orioles (2000), Florida Marlins (2001-02) and Montreal Expos/Washington Nationals (2003-05) minor league systems.

BACKGROUND

- Makes his home in Santo Domingo, DR with his wife, Laura, and his son, Luis Felipe.
- He is the son of Felipe Alou and the brother of former Met Moises Alou.

MAJOR LEAGUE COACHING CAREER

YEAR	CLUB	LEAGUE
2019	METS	NATIONAL

MANAGERIAL RECORD

YEAR	TEAM	LEAGUE	W-L	PCT.	POS
2011	GCL Mets	Gulf Coast (R)	27-29	.482	3rd
2012	Savannah	South Atlantic (A)	69-67	.507	3rd
2013	Savannah	South Atlantic (A)	77-61	.558	2nd
2014	Savannah	South Atlantic (A)	85-51	.625	2nd
2015	St. Lucie	Florida State (A)	68-70	.493	5th
2016	St. Lucie	Florida State (A)	74-61	.548	1st
2017	Binghamton	Eastern (AA)	85-54	.612	2nd
2018	Binghamton	Eastern (AA)	64-76	.457	5th
Minor League Totals			550-474	.537	



METS MANAGERS

YEARS	MANAGER	W-L	PCT	YEARS	MANAGER	W-L	PCT
1962-65	Casey Stengel	175-404	.302	1991	Mike Cuddage	3-4	.429
1965-67	Wes Westrum	142-237	.375	1992-93	Jeff Torborg	85-115	.425
1967	Salty Parker	4-7	.364	1993-96	Dallas Green	229-283	.447
1968-1971	Gil Hodges	339-309	.523	1996-2002	Bobby Valentine	536-467	.534
1972-75	Yogi Berra	292-296	.497	2003-04	Art Howe	137-186	.424
1975	Roy McMillan	26-27	.491	2005-08	Willie Randolph	302-253	.544
1976-77	Joe Frazier	101-106	.488	2008-10	Jerry Manuel	204-213	.489
1977-81	Joe Torre	286-420	.405	2011-2017	Terry Collins	551-583	.486
1982-83	George Bamberger	81-127	.389	2018-2019	Mickey Callaway	163-161	.503
1983	Frank Howard	52-64	.448	2019-2020	Carlos Beltrán	0-0	---
1984-1990	Davey Johnson	595-417	.588	2020-	LUIS ROJAS		
1990-91	Bud Harrelson	145-129	.529				



JEREMY ACCARDO

Asst. Pitching Coach

OPENING DAY AGE
38

BIRTHDATE
December 18, 1981

BIRTHPLACE
Phoenix, AZ

RESIDES
Phoenix, AZ

APPOINTED
June 20, 2019

COACHING TIMELINE

2017-

New York Mets

Asst. Pitching Coach (2020)

Pitching Strategist (June, 2019-September, 2019)

Pitching Coordinator (February, 2019-June, 2019)

Las Vegas (AAA) (2018)

Pitching Coach

Gulf Coast Mets (R) (2017)

Pitching Coach

COACHING CAREER

- Named the assistant pitching coach on December 8, 2019...Joined the staff on June 20, 2019 as the newly-created role of pitching strategist...Began 2019 as the Mets organizational pitching coordinator.
- Served as the pitching coach for Triple-A Las Vegas for the Mets in 2018...Spent 2017 as the pitching coach for the rookie-level Gulf Coast Mets.
- Worked as a summer coach for the Chandler Bats world team in 2015.

PLAYING CAREER

- Spent eight seasons in the majors with San Francisco (2005-2006), Toronto (2006-2010), Baltimore (2011), Cleveland (2012) and Oakland (2012).
- Went 10-20 with a 4.30 ERA and 38 saves in 262 career games during his major league career.
- Last pitched in affiliated baseball with Syracuse (AAA) in the Washington Nationals organization in 2013.
- Was originally signed by the Giants as a non-drafted free agent in 2003 after playing college baseball at Illinois State University.

BACKGROUND

- Jeremy and his wife, Carly, have two daughters, Leighton and LeeAnne and two sons, Larson and Locke.
- Leighton, who is 8, is battling stage IV germ cell cancer... Mets players and staff wore t-shirts that read "Fight Like a Girl #PlayingforLeighton."...Her courageous battle has gained national attention.
- Accardo returned to Illinois State in 2016 to finish his degree.

THE METS LOGO



The circular Mets logo was unveiled on November 16, 1961 and has gone virtually unchanged throughout the history of the club. The shape of the insignia, with its orange stitching, represents a baseball, and the bridge in the foreground symbolizes that the Mets, in bringing back National League baseball to New York, represent all five boroughs. It's not just a skyline in the background, it has special meaning. At the left is a church spire, symbolic of Brooklyn, the borough of churches. The second building from the left is the Williamsburg Savings Bank, the tallest building in Brooklyn. Next is the Woolworth Building. After a general skyline view of midtown comes the Empire State Building. At the far right is the United Nations Building.

MAJOR LEAGUE COACHING CAREER

YEAR	CLUB	LEAGUE
2019-	NEW YORK	NATIONAL

PLAYING CAREER

YEAR	CLUB	W-L	ERA	G	GS	CG	SHO	SV	IP	H	R	ER	HR	HB	BB	SO	WP	BK
2004	Norwich (AA)	2-1	5.40	7	0	0	0	1	8.1	9	5	5	1	0	2	5	1	0
	San Jose (A)	1-2	4.25	50	0	0	0	27	55.0	57	28	26	3	1	15	43	4	0
2005	SAN FRANCISCO (NL)	1-5	3.94	28	0	0	0	0	29.2	26	13	13	2	1	9	16	1	0
	Fresno (AAA)	2-0	1.95	25	0	0	0	3	32.1	25	7	7	0	0	10	30	2	0
	Norwich (AA)	1-0	0.93	8	0	0	0	4	9.2	8	3	1	0	0	1	15	0	0
	San Jose (A)	0-0	0.00	2	0	0	0	1	2.0	1	0	0	0	1	1	3	0	0
2006	SAN FRANCISCO (NL)	1-3	4.91	38	0	0	0	3	40.1	38	23	22	2	1	11	40	2	0
	TORONTO (AL)	1-1	5.97	27	0	0	0	0	28.2	38	19	19	5	0	9	14	2	1
	Fresno (AAA)	0-0	1.80	3	0	0	0	0	5.0	5	1	1	0	0	1	8	0	0
2007	TORONTO (AL)	4-4	2.14	64	0	0	0	30	67.1	51	19	16	4	2	24	57	0	1
2008	TORONTO (AL)	0-3	6.57	16	0	0	0	4	12.1	15	10	9	1	1	4	5	1	0
	Syracuse (AAA)	0-0	1.93	5	0	0	0	0	4.2	4	2	1	0	0	3	3	0	0
	Dunedin (A)	0-0	5.14	7	1	0	0	0	7.0	8	4	4	2	0	1	3	0	0
	GCL Blue Jays (RK)	0-0	0.00	1	1	0	0	0	1.0	1	0	0	0	0	0	1	0	0
2009	TORONTO (AL)	0-0	2.55	26	0	0	0	1	24.2	23	8	7	2	2	17	18	0	0
	Las Vegas (AAA)	2-1	3.00	27	0	0	0	13	30.0	32	11	10	1	1	8	27	0	0
2010	TORONTO (AL)	0-1	8.10	5	0	0	0	0	6.2	12	6	6	0	1	3	3	2	0
	Las Vegas (AAA)	3-2	3.48	42	0	0	0	24	44.0	52	22	17	1	1	15	26	0	0
2011	BALTIMORE (AL)	3-3	5.73	31	0	0	0	0	37.2	43	24	24	5	1	18	23	0	0
	Norfolk (AAA)	1-1	2.16	26	0	0	0	2	33.1	26	9	8	1	1	11	27	1	0
2012	CLEVELAND (AL)	0-0	4.58	26	0	0	0	0	35.1	38	19	18	3	0	16	28	2	0
	OAKLAND (AL)	0-0	9.00	1	0	0	0	0	2.0	4	2	2	0	0	0	1	0	0
	Columbus (AAA)	0-2	2.76	13	0	0	0	4	16.1	12	7	5	0	1	7	16	1	0
	Sacramento (AAA)	1-0	1.17	7	0	0	0	2	7.2	7	1	1	0	1	3	4	0	0
2013	Syracuse (AAA)	2-1	5.56	17	0	0	0	0	22.2	24	14	14	3	1	12	18	0	0
2014	Mexicali (MEX)	1-0	2.19	13	0	0	0	2	12.1	13	6	3	0	0	3	7	0	0
2014	Caracas (MEX)	0-0	5.79	9	0	0	0	0	9.1	17	7	6	3	0	1	5	0	0
2014	Long Island (IND)	4-7	4.89	37	0	0	0	0	38.2	51	23	21	6	1	10	29	3	0
	Bridgeport (IND)	0-0	3.57	23	0	0	0	0	22.2	23	13	9	1	0	9	11	2	0
Minor League Totals		15-10	3.23	240	2	0	0	81	279.0	271	114	100	12	8	90	229	9	0
Major League Totals		10-20	4.30	262	0	0	0	38	284.2	288	143	136	24	9	111	205	10	2
Independent League Totals		4-7	4.40	60	0	0	0	0	61.1	74	36	30	7	1	19	40	5	0
Foreign Totals		1-0	3.74	22	0	0	0	2	21.2	30	13	9	3	0	4	12	0	0



25

RICKY BONES Bullpen Coach

OPENING DAY AGE
50

BIRTHDATE
April 7, 1969

BIRTHPLACE
Salinas, Puerto Rico

RESIDES
Port St. Lucie, FL

APPOINTED
June 20, 2018

COACHING TIMELINE

2006-

New York Mets

St. Lucie (A) (2006)

Pitching Coach

Binghamton (AA) (2007-2008)

Pitching Coach

Buffalo (AAA) (2009-2011)

Pitching Coach

Bullpen Coach (2012-2018)

St. Lucie (A) (2019)

Pitching Coach

Bullpen Coach (2019)

COACHING CAREER

- Ricardo (Ricky) Bones was named the New York Mets bullpen coach on December 8, 2019...Was the Mets bullpen coach from 2012-2018 and re-joined the staff as the bullpen coach from June 20, 2019 through the remainder of the season...Started the year as the pitching coach for St. Lucie (A) of the Florida State League.
- Served as the pitching coach for Team Puerto Rico during the 2016 World Baseball Classic...Held the same role for Team Puerto Rico during the 2013 World Baseball Classic, where they finished second.
- Was a pitching coach in the Mets' minor league system for six years, from 2006-2011.
- From 2009-2011, he was the pitching coach for New York's Buffalo (AAA) team of the International League.
- In 2007 and 2008, he was with Binghamton (AA) of the Eastern League.
- In 2006, he helped St. Lucie (A) of the Florida State League to a championship.
- From 2004-2005, he was with the Montreal Expos/Washington Nationals organization...In 2005, he was the pitching coach for Potomac (A) of the Carolina League...Held the same position for Savannah (A) of the South Atlantic League in 2004.

PLAYING CAREER

- Pitched for 11 years in the major leagues with San Diego (1991), Milwaukee (1992-1996), the Yankees (1996), Cincinnati (1997), Kansas City (1997-1998), Baltimore (1999) and Florida (2000-2001).
- Amassed a career record of 63-82 with a 4.85 ERA (689 earned runs/1278.1 innings) in 375 games (164 starts).
- Was named to the American League All-Star team in 1994, finishing the season 10-9 with a 3.43 ERA (65 earned runs/170.2 innings).
- Collected a career-high 11 wins in 203.2 innings in 1993...Won double-digit games for Milwaukee in three straight years (11 in 1993, 10 in 1994 and 10 in 1995).

BACKGROUND

- His wife, Wanda, is a first cousin of former major leaguer Ricky Ledee.
- Last name is pronounced BOH-ness

MAJOR LEAGUE COACHING CAREER

YEAR	CLUB	LEAGUE
2012-	METS	NATIONAL

PLAYING CAREER

YR	CLUB	W-L	ERA	G	GS	CG	SHO	SV	IP	H	R	ER	HR	HB	BB	SO	WP	BK
1986	Spokane (A)	1-3	5.59	18	9	0	0	0	58.0	63	44	36	3	1	29	46	7	2
1987	Charleston (AA)	12-5	3.65	26	26	4	1	0	170.1	183	81	69	9	6	45	130	6	2
1988	Riverside (A)	15-6	3.64	25	25	5	2	0	175.1	162	80	71	11	4	64	129	14	5
1989	Wichita (AA)	10-9	5.74	24	24	2	0	0	136.1	162	103	87	22	2	47	88	7	3
1990	Wichita (AA)	6-4	3.48	21	21	2	1	0	137.0	138	66	53	15	5	45	96	6	4
	Las Vegas (AAA)	2-1	3.47	5	5	0	0	0	36.1	45	17	14	2	1	10	25	1	0
1991	Las Vegas (AAA)	8-6	4.22	23	23	1	0	0	136.1	155	90	64	10	4	43	95	6	3
	SAN DIEGO (NL)	4-6	4.83	11	11	0	0	0	54.0	57	33	29	3	0	18	31	4	0
1992	MILWAUKEE (AL)	9-10	4.57	31	28	0	0	0	163.1	169	90	83	27	9	48	65	3	2
1993	MILWAUKEE (AL)	11-11	4.86	32	31	3	0	0	203.2	222	122	110	28	8	63	63	6	1
1994	MILWAUKEE (AL)	10-9	3.43	24	24	4	1	0	170.2	166	76	65	17	3	45	57	8	0
1995	MILWAUKEE (AL)	10-12	4.63	32	31	3	0	0	200.1	218	108	103	26	4	83	77	5	2
1996	MILWAUKEE (AL)	7-14	5.83	32	23	0	0	0	145.0	170	104	94	28	9	62	59	2	0
	NEW YORK (AL)	0-0	14.14	4	1	0	0	0	7.0	14	11	11	2	1	6	4	0	0
1997	Tucson (AAA)	5-0	2.79	8	7	0	0	0	42.0	40	18	13	2	3	8	22	0	1
	CINCINNATI (NL)	0-1	10.19	9	2	0	0	0	17.2	31	22	20	2	2	11	8	0	0
	KANSAS CITY (AL)	4-7	5.97	21	11	1	0	0	78.1	102	59	52	10	5	25	36	1	0
1998	Salt Lake (AAA)	5-1	3.42	8	8	0	0	0	47.1	41	20	18	5	3	19	41	1	0
	Omaha (AAA)	1-2	8.59	3	3	0	0	0	14.2	19	16	14	5	0	10	8	1	0
	KANSAS CITY (AL)	2-2	3.04	32	0	0	0	1	53.1	49	18	18	4	1	24	38	2	0
1999	BALTIMORE (AL)	0-3	5.98	30	2	0	0	0	43.2	59	29	29	7	2	19	26	3	0
2000	FLORIDA (NL)	2-3	4.54	56	0	0	0	0	77.1	94	43	39	6	3	27	59	2	1
2001	FLORIDA (NL)	4-4	5.06	61	0	0	0	0	64.0	71	39	36	7	3	33	41	0	0
2002	Las Vegas (AAA)	0-2	3.86	30	0	0	0	9	30.1	34	19	13	3	4	12	15	1	0
2003	Saltillo (MEX)	0-1	9.45	3	2	0	0	1	6.2	7	7	7	1	2	7	6	0	0
Minor League Totals		65-40	4.17	194	153	14	4	10	990.2	1049	561	459	88	35	339	701	49	20
Major League Totals		63-82	4.85	375	164	11	1	1	1278.1	1422	754	689	167	50	464	564	36	6

MEET THE METS

BY RUTH ROBERTS & BILL KATZ

The unofficial theme song of the Mets, this tune was created in 1962

Meet the Mets, meet the Mets,
 Step right up and greet the Mets.
 Bring your kiddies, bring your wife,
 Guaranteed to have the time of your life.
 Because the Mets are really sockin' the ball,
 Knockin' those home runs over the wall.
 East side, West side, everybody's coming down,
 To meet the M-E-T-S Mets, of New York town.

Oh, the butcher and the baker and the
 people on the streets,
 Where did they go? To MEET THE METS!

Oh, they're hollerin' and cheerin' and
 they're jumpin' in their seats,
 Where did they go? To MEET THE METS!

All the fans are true to the orange and blue,
 So hurry up and come on down -
 'cause we've got ourselves a ball club,
 The Mets of New York town!

Give 'em a yell! Give 'em a hand!
 And let 'em know you're rootin' in the stands!
 Come on and Meet the Mets, meet the Mets,
 Step right up and greet the Mets.
 Bring your kiddies, bring your wife,
 Guaranteed to have the time of your life.
 Because the Mets are really sockin' the ball,
 Knockin' those home runs over the wall.
 East side, West side, everybody's coming down,
 To meet the M-E-T-S Mets,
 Of New York town,
 Of New York town!!!!



CHILI DAVIS

Hitting Coach

OPENING DAY AGE

60

BIRTHDATE

January 17, 1960

BIRTHPLACE

Kingston, Jamaica

RESIDES

Paradise Valley, AZ

APPOINTED

December 9, 2018

COACHING TIMELINE

2003-2004

Australian Baseball Academy
Hitting Coach

2010

Los Angeles Dodgers
Part-Time Instructor (Fall
Instructional League)

2011

Boston Red Sox
Pawtucket (AAA)
Hitting Coach

2012-2014

Oakland Athletics
Hitting Coach

2015-2017

Boston Red Sox
Hitting Coach

2018

Chicago Cubs
Hitting Coach

2019-

New York Mets
Hitting Coach

COACHING CAREER

- Named the Mets hitting coach on December 9, 2018.
- Ranked fifth in the NL in homers in 2019 (242), including a rookie record 53 home runs from Pete Alonso.
- Was the Cubs' hitting coach during the 2018 season...Chicago's offense produced an NL-best .258 batting average and ranked second with a .333 OBP.
- Coached the Red Sox hitters from 2015-2017, during which time Boston led the majors in runs scored (2,411), tied for the major league lead with a .334 on-base percentage, had the second-best batting average (.268) and ranked third in OPS (.762).
- Was Oakland's hitting coach from 2012-2014...In his first year as Oakland's hitting coach in 2012, the A's increased both their total number of runs scored (+68) and home runs (+81) from the previous year.
- Was the hitting coach for the Pawtucket Red Sox (AAA) in 2011... The team ranked among International League leaders in OBP (third, .335), runs scored (third, 657) and home runs (fifth, 132).
- Served as a part-time instructor in the Dodgers Fall Instructional League in 2010.
- Started his professional coaching career as hitting coach for the Australian Baseball Academy in 2003-04.

PLAYING CAREER

- Played 19 major league seasons with the Giants (1981-87), Angels (1988-90, 1993-96), Twins (1991-92), Royals (1997) and Yankees (1988-99)...San Francisco originally drafted him in the 11th round of the 1977 June Amateur Draft.
- Made his major league debut on April 10, 1981, and was the first Jamaican-born player to reach the majors.
- The switch-hitting outfielder reached the postseason four times and won three World Series championships with the Twins in 1991 and the Yankees in 1998-99.
- Compiled a .274 average (2,380-8,673) with 424 doubles, 30 triples, 350 homers, 1,372 RBI and a .360 on-base percentage in 2,436 games.

BACKGROUND

- Charles Theodore "Chili" Davis graduated from Dorsey (CA) High School.
- Is married to his wife, Ann.

MAJOR LEAGUE COACHING CAREER

YEAR	CLUB	LEAGUE
2012-2014	Oakland	American
2015-2017	Boston	American
2018	Chicago	National
2019-	METS	NATIONAL

PLAYING CAREER

YEAR	CLUB	AVG	G	AB	R	H	2B	3B	HR	RBI	SH	SF	HBP	BB	SO	SB	CS	SLG	OBP	E
1978	Cedar Rapids (A)	.281	124	424	63	119	18	5	16	73	2	1	4	36	103	15	7	.460	.342	25
1979	Fresno (A)	.269	134	490	91	132	24	5	21	95	4	7	3	80	91	30	4	.467	.371	20
1980	Shreveport (AA)	.294	129	442	50	130	30	4	12	67	3	7	3	52	94	19	18	.462	.367	12
1981	SAN FRANCISCO (NL)	.133	8	15	1	2	0	0	0	0	0	0	0	1	2	2	0	.133	.188	0
	Phoenix (AAA)	.350	88	334	76	117	16	6	19	75	0	2	3	46	54	40	12	.605	.431	6
1982	SAN FRANCISCO (NL)	.261	154	641	86	167	27	6	19	76	7	6	2	45	115	24	13	.410	.308	12
1983	SAN FRANCISCO (NL)	.233	137	486	54	113	21	2	11	59	3	9	0	55	108	10	12	.352	.305	9
	Phoenix (AAA)	.295	10	44	12	13	2	0	2	9	0	1	1	4	6	5	0	.477	.360	2
1984	SAN FRANCISCO (NL)	.315	137	499	87	157	21	6	21	81	2	2	1	42	74	12	8	.507	.368	9
1985	SAN FRANCISCO (NL)	.270	136	481	53	130	25	2	13	56	1	7	0	62	74	15	7	.412	.349	6
1986	SAN FRANCISCO (NL)	.278	153	526	71	146	28	3	13	70	2	5	1	84	96	16	13	.416	.375	9
1987	SAN FRANCISCO (NL)	.250	149	500	80	125	22	1	24	76	0	4	2	72	109	16	9	.442	.344	7
1988	CALIFORNIA (AL)	.268	158	600	81	161	29	3	21	93	1	10	0	56	118	9	10	.432	.326	19
1989	CALIFORNIA (AL)	.271	154	560	81	152	24	1	22	90	3	6	0	61	109	3	0	.436	.340	6
1990	CALIFORNIA (AL)	.265	113	412	58	109	17	1	12	58	0	3	0	61	89	1	2	.398	.357	3
1991	MINNESOTA (AL)	.277	153	534	84	148	34	1	29	93	0	4	1	95	117	5	6	.507	.385	0
1992	MINNESOTA (AL)	.288	138	444	63	128	27	2	12	66	0	9	3	73	76	4	5	.439	.386	0
1993	CALIFORNIA (AL)	.243	153	573	74	139	32	0	27	112	0	0	1	71	135	4	1	.440	.327	0
1994	CALIFORNIA (AL)	.311	108	392	72	122	18	1	26	84	0	6	1	69	84	3	2	.561	.410	0
1995	CALIFORNIA (AL)	.318	119	424	81	135	23	0	20	86	0	9	0	89	79	3	3	.514	.429	0
1996	CALIFORNIA (AL)	.292	145	530	73	155	24	0	28	95	1	6	0	86	99	5	2	.496	.387	0
1997	KANSAS CITY (AL)	.279	140	477	71	133	20	0	30	90	0	4	1	85	96	6	3	.509	.386	0
1998	NEW YORK (AL)	.291	35	103	11	30	7	0	3	9	0	1	0	14	18	0	1	.447	.373	0
	Columbus (AAA)#	.364	6	22	4	8	1	0	0	3	0	0	1	4	3	0	0	.409	.481	0
	Norwich (AA)#	.243	11	37	2	9	3	0	1	5	0	0	1	9	7	0	0	.405	.404	0
1999	NEW YORK (AL)	.269	146	476	59	128	25	1	19	78	0	3	2	73	100	4	1	.445	.366	0
Minor League Totals		.294	502	1793	298	528	94	20	71	327	9	18	16	231	358	109	41	.488	.377	65
Major League Totals		.274	2436	8673	1240	2380	424	30	350	1372	20	94	15	1194	1698	142	98	.451	.360	80





11

TONY DEFRADESCO

First Base Coach

OPENING DAY AGE

56

BIRTHDATE

April 24, 1963

BIRTHPLACE

Bronx, NY

RESIDES

Sacramento, CA

APPOINTED

December 8, 2019

COACHING TIMELINE

1994-2010

Oakland Athletics
AZL Athletics (R) Manager
(1994)

So. Oregon (A) Manager
(1995-1996)

Visalia (A) Manager
(1997-1998)

Midland (AA) Manager
(1999-2002)

Sacramento (AAA) Manager
(2003-2008, 2009-2010)

Oakland Athletics (MLB)
First Base Coach (2008)

2011-2017

Houston Astros
Oklahoma City (AAA)
Manager

(2011-2014)
Houston Astros (MLB)
Interim Manager (2012)

Fresno (AAA) Manager
(2015-2017)

2018-

New York Mets
Syracuse (AAA) Manager
(2018-2019)
First Base Coach (2020-)

COACHING CAREER

- Tony DeFrancesco was named the Mets' first base coach on December 8, 2019...Will also oversee baserunning and outfielders.
- Was the manager of the Mets' Triple-A affiliate the previous two seasons.
- Enters his 37th year in professional baseball.
- From 2011-2017 he served as manager for the Houston Astros Triple-A teams in Oklahoma City (2011-2014) and Fresno (2015-2017)... went 532-463 (.535) over those six seasons.
- Named the interim manager of the Houston Astros on August 19, 2012...Over their final 41 games, the Astros went 16-25...They were 15-15 over their last 30 games of the season.
- In 2015, he was named Baseball America's Minor League Manager of the Year after leading Fresno (AAA) to its first Pacific Coast League Championship in franchise history as well as its first Triple-A National Championship...During the regular season, the Grizzlies captured their first division title since 1998, going 84-59.
- In 16 seasons as a manager at the Triple-A level, his clubs had won eight division titles, four PCL Championships and two Triple-A National Championships.
- Prior to joining the Astros organization in 2011, DeFrancesco spent 19 years in the Athletics organization, serving 16 years as a manager in the club's minor league system (1994-2007) and one season as the major league third base coach (2008).
- During his first run as manager of Triple-A Sacramento (2003-2007), he guided the team to six first-place finishes and three PCL Championships (2003-2004 and 2007), including a National Championship over Richmond in the 2007 Bricktown Showdown.
- Named the PCL Manager of the Year in 2003 after the River Cats posted a 92-52 regular season record while going 6-0 in the postseason en route to the PCL Championship.
- Made his managerial debut in 1994 with the Arizona League Athletics and spent the next two seasons as the manager of short-season Southern Oregon (A).
- Spent the 1997-1998 seasons with Visalia (A) of the California League where he led the Oaks to consecutive playoff appearances.
- Managed Midland (AA) of the Texas League from 1999-2002.

PLAYING CAREER

- A catcher during his playing days, he played eight seasons in the minor leagues with Boston (1984-1987) and Cincinnati (1988-1991).
- A 1981 graduate of Suffern High (NY), DeFrancesco played three seasons at Seton Hall University and was drafted in the ninth round by the Boston Red Sox in 1984.

BACKGROUND

- Anthony John DeFrancesco [dee-fran-CHESS-koh] has two children, Anthony IV and Genevive.
- Lives with his girlfriend, Rena, in Sacramento, CA.

MAJOR LEAGUE COACHING CAREER

YEAR	CLUB	LEAGUE
2008	Oakland	American
2012	Houston	National
2020-	METS	National

MANAGERIAL RECORD

YEAR	TEAM	LEAGUE	W-L	PCT.	POS
1994	AZL Athletics	Arizona (R)	32-24	.571	T-2nd
1995	South Oregon	Northwest (A)	33-43	.434	4th
1996	South Oregon	Northwest (A)	28-47	.382	4th
1997	Visalia	California (A)	71-69	.507	2nd
1998	Visalia	California (A)	67-73	.479	2nd
1999	Midland	Texas (AA)	74-66	.529	2nd
2000	Midland	Texas (AA)	70-69	.504	3rd
2001	Midland	Texas (AA)	71-69	.507	3rd
2002	Midland	Texas (AA)	75-64	.540	2nd
2003	Sacramento	Pacific Coast (AAA)	92-52	.639	1st
2004	Sacramento	Pacific Coast (AAA)	79-65	.549	1st
2005	Sacramento	Pacific Coast (AAA)	80-64	.556	1st
2006	Sacramento	Pacific Coast (AAA)	78-66	.542	2nd
2007	Sacramento	Pacific Coast (AAA)	84-60	.583	1st
2009	Sacramento	Pacific Coast (AAA)	86-57	.601	1st
2010	Sacramento	Pacific Coast (AAA)	79-65	.549	1st
2011	Oklahoma City	Pacific Coast (AAA)	64-72	.471	4th
2012	Oklahoma City	Pacific Coast (AAA)	78-65	.545	2nd
2012	HOUSTON	NATIONAL	16-25	.390	6th
2013	Oklahoma City	Pacific Coast (AAA)	82-62	.569	1st
2014	Oklahoma City	Pacific Coast (AAA)	74-70	.514	T-2nd
2015	Fresno	Pacific Coast (AAA)	84-59	.587	1st
2016	Fresno	Pacific Coast (AAA)	73-70	.510	3rd
2017	Fresno	Pacific Coast (AAA)	77-65	.542	2nd
2018	Las Vegas	Pacific Coast (AAA)	71-69	.507	3rd
2019	Syracuse	International (AAA)	75-66	.532	2nd
Minor League Totals			2105-1825	.538	

PLAYING CAREER

YEAR	TEAM	AVG	G	AB	R	H	2B	3B	HR	RBI	SH	SF	HBP	BB	SO	SB	CS	SLG	OBP	E
1984	Elmira (A)	.299	56	194	26	58	8	1	2	24	4	1	2	26	22	0	0	.381	.386	9
1985	Greensboro (A)	.205	48	156	16	32	4	0	0	18	0	3	3	21	29	2	0	.231	.306	9
	Winter Haven (A)	.240	38	104	7	25	3	0	1	5	1	0	0	14	18	0	0	.298	.331	4
1986	Winter Haven (A)	.250	34	88	12	22	4	0	0	8	1	2	0	13	11	1	1	.295	.340	7
	Pawtucket (AAA)	.159	20	44	6	7	3	0	0	4	2	0	0	5	9	0	0	.227	.245	2
1987	New Britain (AA)	.244	82	238	16	58	12	0	5	39	1	2	3	32	34	0	4	.357	.338	13
1988	Cedar Rapids (A)	.258	28	93	10	24	2	1	2	12	1	2	0	9	14	0	0	.366	.317	3
	Chattanooga (AA)	.143	8	28	2	4	0	0	0	1	0	1	0	3	8	1	0	.143	.219	1
	Nashville (AAA)	.210	27	62	7	13	1	0	0	2	1	0	0	7	16	1	0	.226	.290	5
1989	Chattanooga (AA)	.225	74	209	29	47	11	1	3	18	3	0	2	29	37	1	0	.330	.325	12
1990	Chattanooga (AA)	.253	70	217	24	55	8	2	2	15	2	2	0	15	53	1	0	.336	.299	3
	Nashville (AAA)	.278	13	36	4	10	2	0	0	5	0	0	0	1	9	1	0	.333	.297	0
1991	Nashville (AAA)	.156	55	141	9	22	1	0	2	12	8	0	0	27	45	0	1	.206	.292	8
1992	Reno (A)	.133	14	30	3	4	1	0	0	4	1	1	2	8	6	0	0	.167	.341	3
Minor League Totals		.232	567	1640	171	381	60	5	17	167	25	14	12	210	311	8	6	.306	.321	79



GARY DiSARCINA

Third Base Coach

OPENING DAY AGE

52

BIRTHDATE

November 19, 1967

BIRTHPLACE

Malden, MA

RESIDES

Boston, MA

APPOINTED

November 15, 2017

COACHING TIMELINE

2007-2010

Boston Red Sox
Lowell (A) Manager
(2007-09)
Minor League Infield
Coordinator (2010)

2012

Los Angeles Angels
Field Coordinator

2013

Boston Red Sox
Pawtucket (AAA) Manager

2014-2016

Los Angeles Angels
Third Base Coach (2014-15)
First Base Coach (2016)

2017

Boston Red Sox
Bench Coach

2018-

New York Mets
Bench Coach (2018)
Third Base Coach (2019-)

COACHING/FRONT OFFICE CAREER

- Enters his second year as the team's third base coach and third season on the staff...Was the bench coach in 2018.
- Served as the bench coach for the American League East Division champion Boston Red Sox in 2017...In addition to his role as bench coach, DiSarcina coordinated Boston's Spring Training.
- Spent eight seasons in the Red Sox organization as a player, coach, manager or front office member.
- Worked on Mike Scioscia's staff with the Angels from 2014-2016... Served as the third base coach in 2014 and 2015 before working as the first base coach in 2016.
- Managed four years in Boston's organization from 2007-2009 and 2013...Managed Lowell (A) of the New York-Penn League from 2007-2009 and Pawtucket (AAA) of the International League in 2013.
- Posted a winning record in each of his four seasons as a minor league manager and led the clubs to divisional titles in 2008, 2009 and 2013.
- Following his 2013 campaign with Pawtucket, was named *Baseball America's* Minor League Manager of the Year.
- Served as the Los Angeles Angels' field coordinator in 2012 after holding the title of Special Assistant to the General Manager for the organization in 2011.
- Was Boston's minor league infield coordinator in 2010 and a Baseball Operations consultant in 2006.
- Served on the coaching staff for Team Italy during the 2006 World Baseball Classic.

PLAYING CAREER

- Spent his entire 12-year major league career with the Angels from 1989-2000 after being selected by the team in the sixth-round of the 1988 June First-Year Player Draft.
- Posted a .258 career batting average in 1,086 major league games... Was an All-Star in 1995 and was the team MVP in 1998.
- Made 1,056 of his starts at shortstop and played no other position from 1992-2000.
- After missing most of the 2000 season and all of 2001 due to injury, his final season came in 2002 when he appeared in 35 games with Pawtucket.

BACKGROUND

- Gary Thomas DiSarcina [dee-sar-SEE-na] attended Billerica (MA) Memorial High School.
- Attended the University of Massachusetts from 1986-1988...Was a career .336 hitter in his time at UMass.
- Inducted into the UMass Athletic Hall of Fame in 2005.
- After retiring as a player, operated DiSarcina Baseball Academy in his hometown of Billerica, MA.
- Served as an analyst for NESN's pre-and-post game Red Sox coverage from 2005-2006.
- Resides in Boston with his two children, Carlee and Gary Jr.

MAJOR LEAGUE COACHING CAREER

YEAR	TEAM	LEAGUE
2014-2016	Los Angeles	American
2017	Boston	American
2018-	METS	NATIONAL

MANAGERIAL CAREER

YEAR	TEAM	LEAGUE	W-L	PCT.	POS
2007	Lowell (Boston)	New York-Penn	40-36	.526	2nd
2008	Lowell (Boston)	New York-Penn	40-33	.548	1st
2009	Lowell (Boston)	New York-Penn	45-30	.600	1st
2013	Pawtucket (Boston)	International	80-63	.559	1st
Minor League Totals			205-162	.559	

PLAYING CAREER

YEAR	TEAM	AVG	G	AB	R	H	2B	3B	HR	RBI	SH	SF	HBP	BB	SO	SB	CS	SLG	OBP	E
1988	Bend (A)	.305	71	295	40	90	11	5	2	39	4	4	2	27	34	7	4	.397	.363	27
1989	Midland (AA)	.286	126	441	65	126	18	7	4	54	7	5	4	24	54	11	6	.385	.325	30
	CALIFORNIA (AL)	---	2	0	0	0	0	0	0	0	0	0	0	0	0	0	0	---	---	0
1990	Edmonton (AAA)	.212	97	330	46	70	12	2	4	37	5	2	4	25	46	5	3	.297	.274	24
	CALIFORNIA (AL)	.140	18	57	8	1	1	1	0	0	1	0	0	3	10	1	0	.193	.183	4
1991	Edmonton (AAA)	.310	119	390	61	121	21	4	4	58	4	3	9	29	32	16	5	.415	.369	20
	CALIFORNIA (AL)	.211	18	57	5	12	2	0	0	3	2	0	2	3	4	0	0	.246	.274	4
1992	CALIFORNIA (AL)	.247	157	518	48	128	19	0	3	42	5	3	7	20	50	9	7	.301	.283	25
1993	CALIFORNIA (AL)	.238	126	416	44	99	20	1	3	45	5	3	6	15	38	5	7	.313	.273	14
1994	CALIFORNIA (AL)	.260	112	389	53	101	14	2	3	33	10	2	2	18	28	3	7	.329	.294	9
1995	CALIFORNIA (AL)	.307	99	362	61	111	28	6	5	41	7	3	2	20	25	7	4	.459	.344	6
1996	CALIFORNIA (AL)	.256	150	536	62	137	26	4	5	48	16	1	2	21	36	2	1	.347	.286	20
1997	ANAHEIM (AL)	.246	154	549	52	135	28	2	4	47	8	5	4	17	29	7	8	.326	.271	15
1998	ANAHEIM (AL)	.287	157	551	73	158	39	3	3	56	12	3	8	21	51	11	7	.385	.321	14
1999	Lake Elsinore (A)	.083	4	12	0	1	0	0	0	0	1	0	0	1	0	0	0	.083	.154	1
	Erie (AA)	.300	5	20	1	6	0	0	0	2	0	0	0	4	0	2	2	.300	.300	0
	ANAHEIM (AL)	.229	81	271	32	62	7	1	1	29	9	1	2	15	32	2	2	.273	.273	15
2000	ANAHEIM (AL)	.395	12	38	6	15	2	0	1	11	2	0	1	1	3	0	1	.526	.425	5
2001		Did Not Play - Injured																		
2002	Pawtucket (AAA)	.243	35	144	23	35	11	2	1	9	2	2	4	8	15	0	1	.368	.297	3
Minor League Totals		.275	457	1632	236	449	73	20	15	199	23	16	23	114	185	39	21	.372	.328	105
Major League Totals		.258	1086	3744	444	966	186	20	28	355	77	21	36	154	306	47	44	.341	.292	131





53

JEREMY HEFNER

Pitching Coach

OPENING DAY AGE
34

BIRTHDATE
March 11, 1986

BIRTHPLACE
Perkins, OK

RESIDES
Collinsville, OK

APPOINTED
December 8, 2019

COACHING TIMELINE

2019

Minnesota Twins
Assistant Pitching Coach

2020-

New York Mets
Pitching Coach

MAJOR LEAGUE COACHING CAREER

YEAR	TEAM	LEAGUE
2019	Minnesota	American
2020-	NEW YORK	NATIONAL

PLAYING CAREER

YEAR	TEAM	W-L	ERA	G	GS	CG	SHO	SV	IP	H	R	ER	HR	HB	BB	SO	WP	BK
2007	Eugene (A)	2-5	3.90	17	11	0	0	0	62.1	51	33	27	3	2	20	74	8	0
2008	Fort Wayne (A)	10-5	3.33	29	24	0	0	0	140.1	117	53	52	12	3	41	144	7	0
	Lake Elsinore (A)	0-0	3.60	1	1	0	0	0	5.0	3	2	2	0	0	2	6	0	0
2009	Lake Elsinore (A)	14-9	4.12	27	27	0	0	0	150.2	165	81	69	13	11	38	142	9	0
	Portland (AAA)	0-0	3.38	1	1	0	0	0	5.1	7	2	2	0	0	2	5	0	0
2010	San Antonio (AA)	11-8	2.95	28	28	2	0	0	167.2	156	63	55	11	5	51	115	7	0
2011	Tucson (AAA)	9-7	4.98	28	28	0	0	0	157.1	178	101	87	21	3	61	120	7	0
2012	Buffalo (AAA)	5-2	2.77	10	9	0	0	0	61.2	55	25	19	4	0	10	37	1	0
	METS (NL)	4-7	5.09	26	13	0	0	0	93.2	110	55	53	9	2	18	62	7	0
2013	METS (NL)	4-8	4.34	24	23	0	0	0	130.2	132	75	63	20	5	37	99	1	0
2014	GCL Mets (R)	0-0	3.00	3	3	0	0	0	6.0	4	2	2	0	0	0	2	0	0
	St. Lucie (A)	0-0	9.00	3	3	0	0	0	8.0	8	8	8	1	0	9	9	0	0
2015		Did Not Pitch - Injured																
2016	Memphis (AAA)	3-6	5.25	18	18	0	0	0	97.2	103	59	57	12	4	39	82	8	0
	GCL Cardinals (R)	0-0	3.00	2	2	0	0	0	6.0	4	2	2	2	0	0	9	0	0
Minor League Totals		54-42	3.96	167	155	2	0	0	868.0	851	431	382	79	28	273	745	47	0
Major League Totals		8-15	4.65	50	36	0	0	0	224.1	242	130	116	29	7	55	161	8	0

COACHING/FRONT OFFICE CAREER

- Named the Mets pitching coach on December 8, 2019.
- Was the Minnesota Twins assistant pitching coach in 2019.
- Served as the Twins advance scout from 2017-2018.

PLAYING CAREER

- Played 11 seasons professionally from 2007-2017, including five years (2007-2011) in San Diego's system, three with the Mets (2012-2014) and one with St. Louis (2016).
- Pitched two years in the majors, both with the Mets (2012-2013), going 8-15 with a 4.65 ERA (116 earned runs/224.1 innings) in 50 games, 36 starts.
- Drafted by the Mets in the 46th round of the 2004 First-Year Player draft Selected by the Mets again in the 48th round of the 2005 First-Year Player draft, but did not sign...Drafted by the Padres in the fifth round of the 2007 First-Year Player.
- Made his ML debut on April 23, 2012 vs. San Francisco...Earned his first ML win on May 29, 2012 vs. Philadelphia...Allowed three runs over 6.0 innings.
- Became the first pitcher in team history to earn his first major league win and hit his first major league homer in the same game.
- Named San Diego's minor league pitcher of the year in 2008.

BACKGROUND

- Jeremy and his wife, Sarah have a son, Jace, and three daughters, Jaylee, Lucy and Lexi.
- Graduated from Perkins-Tryon High School in Perkins, OK.
- Attended Oral Roberts University after two years at Seminole State College.



58

HENSLEY MEULENS Bench Coach

OPENING DAY AGE
52

BIRTHDATE
June 23, 1967

BIRTHPLACE
Willemstad, Curacao

RESIDES
Coral Springs, FL

APPOINTED
December 8, 2019

COACHING TIMELINE

2003-2004

Baltimore Orioles
Bluefield (R) Coach

2005-2008

Pittsburgh Pirates
Indianapolis (AAA)
Hitting Coach

2009

San Francisco Giants
Fresno (AAA)
Hitting Coach

2010-2019

San Francisco Giants
Hitting Coach (2010-2017)
Bench Coach (2018-2019)

2020-

New York Mets
Bench Coach

COACHING CAREER

- Named the Mets bench coach on December 8, 2019.
- Was on the San Francisco Giants coaching staff from 2010-2019... He was the Giants bench coach from 2018-2019...He spent the previous eight years as the team's hitting coach...The Giants won three World Series championships (2010, 2012, 2014)
- He was also responsible for the Giants outfield defense instruction, positioning and preparation.
- Began his coaching career with the Bluefield Orioles, Baltimore's rookie team in the Appalachian League in 2003.
- From 2005-2008, he was the hitting coach for Indianapolis, the Triple-A affiliate of the Pittsburgh Pirates.
- In 2009, he was the Giants Triple-A hitting coach at Fresno.
- Meulens managed Netherlands during the 2013 and 2017 World Baseball Classic, guiding the team to an 8-7 overall mark...He served as a coach on the Dutch 2006 and 2009 WBC team.
- He coached for Netherlands at the 2004 Athens Summer Olympics.

PLAYING CAREER

- Played professionally in the Majors, Nippon Professional Baseball and the Korean Baseball Organization.
- Was signed by the Yankees as an undrafted free agent in 1985...He made his major league debut on August 23, 1989 for the Yankees.
- Overall, he hit .220 with 15 homers and 53 RBI in 182 major league games with the Yankees, Expos and Diamondbacks.
- He was the first Curacaoan to played in both the Majors and the Dominican Professional Baseball League.
- Was inducted into the International League Hall of Fame in 2016.
- Played internationally for the Netherlands at the 2000 Summer Olympics in Sydney, in the 2001 Baseball World Cup in Taichung, Taiwan and the 2002 Intercontinental Cup in Havana, Cuba.

BACKGROUND

- Nicknamed "Bam Bam" from his softball days in Curacao...His friends compared his power to that of the Flintstones cartoon character after seeing him hit home runs left-handed.
- Name is pronounced [MEW-lens].
- Speaks five different languages: English, Spanish, Dutch, Japanese and Papiamentu.
- Ran the Dutch Antilles Baseball Academy from 2003-2011...Since 2013, has served as the President of the Curacao baseball Week Foundation that gives free clinics and seminars to all players and coaches in Curacao.
- On July 13, 2012, he received the Royal decoration of the Kingdom of the Netherlands from Consul General Bart van Bolhuis before a San Francisco Giants game...Was conferred the status of Ridder in de Orde van Oranje-Nassau – the rank of knighthood...This decoration bestowed the title of Sir to Meulens marking the honor of being knighted by the Queen of the Kingdom of the Netherlands for service to the monarch and country.
- He was selected as an inaugural astronaut for "Space Expedition Curacao" a commercial space tourism program the Caribbean nation launched in 2015.
- Meulens had a street named after him by the government of Curacao on December 16, 2013...The street is named KAMINDA Hensley F.A. "Bam Bam" Meulens.
- He graduated from Triniteit High School in Willemstad, Curacao.
- He and his wife, Gyselle, have one son, Elijah Gabriel Ludwig and two daughters, Mia Valentina Turya and Evangelina Cristina Vuri... Elijah, Mia and Evangelina were each born during the years the Giants won the World Series (2010, 2012 and 2014 respectively)... Hensley also has two daughters from a previous marriage, Michelle and Danielle...Michelle and husband Kevin Pasquaretta are the parents of his two grandkids - Maxton and Ximena.

MAJOR LEAGUE COACHING CAREER

YEAR	TEAM	LEAGUE
2010-2019	San Francisco	National
2020-	METS	NATIONAL

MANAGERIAL RECORD

YEAR	TEAM	LEAGUE	W-L	PCT.	POS
2013	Netherlands	World Baseball Classic	4-4	.500	4th
2017	Netherlands	World Baseball Classic	4-3	.571	4th
Totals			8-7	.533	

PLAYING CAREER

YEAR	CLUB	AVG	G	AB	R	H	2B	3B	HR	RBI	SH	SF	HBP	BB	SO	SB	CS	SLG	OBP	E
1986	GCL Yankees (R)	.233	59	219	36	51	10	4	4	31	1	1	4	28	66	4	2	.370	.329	20
1987	Fort Lauderdale (A)	.172	17	58	2	10	3	0	0	2	0	0	0	7	25	0	0	.224	.262	7
	Prince William (A)	.300	116	430	76	129	23	2	28	103	0	6	9	53	124	14	3	.558	.384	37
1988	Albany-Colonie (AA)	.245	79	278	50	68	9	1	13	40	0	0	1	37	97	3	3	.424	.335	23
	Columbus (AAA)	.230	55	209	27	48	9	1	6	22	0	1	0	14	61	2	0	.368	.277	14
1989	Columbus (AAA)	.289	14	45	8	13	4	0	1	3	0	0	0	8	13	0	0	.444	.396	3
	NEW YORK (AL)	.179	8	28	2	5	0	0	0	1	0	0	0	2	8	0	1	.179	.233	4
	Albany-Colonie (AA)	.257	104	335	55	86	8	2	11	45	0	1	9	61	108	3	2	.391	.384	29
1990	Columbus (AAA)	.285	136	480	81	137	20	5	26	96	1	5	7	66	132	6	4	.510	.376	13
	NEW YORK (AL)	.241	23	83	12	20	7	0	3	10	0	3	9	25	1	0	.434	.337	2	
1991	NEW YORK (AL)	.222	96	288	37	64	8	1	6	29	1	2	4	18	97	3	0	.319	.276	6
1992	Columbus (AAA)	.275	141	534	96	147	28	2	26	100	1	3	5	60	168	15	8	.481	.352	30
	NEW YORK (AL)	.600	2	5	1	3	0	0	1	1	0	0	0	1	0	0	0	1.200	.667	0
1993	Columbus (AAA)	.204	75	279	39	57	14	0	14	45	0	3	3	32	92	6	2	.405	.290	19
	NEW YORK (AL)	.170	30	53	8	9	1	1	2	5	0	0	0	8	19	0	1	.340	.279	0
1994	Chiba Lotte (NPB)	.248	122	431	49	107	21	0	23	69	0	4	4	36	135	8	2	.457	.309	0
1995	Yakult (NPB)	.244	130	438	74	107	16	0	29	80	0	4	4	60	134	6	5	.479	.338	0
1996	Yakult (NPB)	.246	128	439	47	108	14	3	25	67	1	6	5	44	140	1	3	.462	.318	0
1997	Ottawa (AAA)	.274	121	423	81	116	20	2	24	75	0	5	5	62	119	19	5	.501	.370	20
	West Palm Beach (A)	.250	1	4	0	1	1	0	0	0	0	0	0	0	2	0	0	.500	.250	0
	MONTREAL (NL)	.292	16	24	6	7	1	0	2	6	0	1	0	4	10	0	1	.583	.379	0
1998	Calgary (AAA)	.375	2	8	3	3	1	0	2	3	0	0	0	0	2	0	0	1.250	.375	0
	Tucson (AAA)	.250	76	268	45	67	16	2	13	37	0	3	2	30	67	2	1	.470	.327	8
	ARIZONA (NL)	.067	7	15	1	1	0	0	1	1	0	0	0	0	6	0	0	.267	.067	0
1999	Newark (Ind)	.283	118	448	84	127	17	3	21	94	0	6	4	52	102	12	5	.475	.359	23
2000	Saltillo (AAA)	.317	88	347	72	110	14	2	24	73	4	2	6	54	105	4	1	.576	.416	8
	SK (KBO)	.196	14	46	5	9	0	0	1	3	0	1	1	6	18	2	0	.261	.296	0
2001	Newark (Ind)	.245	40	139	26	34	10	1	10	30	1	5	3	16	34	3	1	.547	.325	4
	Saltillo (Mex)	.241	83	299	48	72	12	2	13	50	4	2	8	44	95	2	1	.425	.351	12
2002	Puebla (Mex)	.204	38	137	14	28	3	1	1	24	0	0	0	22	37	0	0	.263	.314	3
Minor League Totals		.261	996	3570	599	933	166	21	168	602	3	28	45	458	1076	74	30	.461	.350	273
Major League Totals		.220	182	496	67	109	17	2	15	53	1	3	7	42	165	4	3	.353	.288	12

NINE FOR NINE

The Mets' club record for the most hits in consecutive official at-bats is nine, first set by Jose Vizcaino in 1996 and then tied by John Olerud in 1998. Vizcaino's streak began on April 23 with a double against the Reds at Shea. In Jose's next plate appearance, he sacrificed. After that, he hit two singles, a double, two more singles, another double, a single, a triple and then struck out in the ninth inning against Jeff Parrett to end the streak on April 25 at St. Louis.

In 1999, Olerud tied the club record with nine consecutive hits, from his final at-bat on September 16 at Houston to September 20 vs. Florida. The streak came to an end when he grounded to second in the third inning of the Mets' September 22 contest vs. Montreal.

Olerud tied a National League record with his first-inning walk on September 22 vs. Montreal, reaching base 15 straight times dating back to a single in his final at-bat on September 16th at Houston. Barry Bonds reached base 15 straight times from August 31-September 4, 2004 (9-9 with six walks).



23

BRIAN SCHNEIDER

Quality Control Coach

OPENING DAY AGE
43

BIRTHDATE
November 26, 1976

BIRTHPLACE
Jacksonville, FL

RESIDES
Jupiter, FL

APPOINTED
February 7, 2020

COACHING TIMELINE

2014-2019

Miami Marlins
Jupiter (A) Manager
(2014-2015)
Miami Marlins (MLB)
Catching Coach (2016-2019)

2020-

New York Mets
Quality Control Coach
(2020-)

COACHING CAREER

- Enters his first season in the organization...Was named to his current role on February 7, 2020 after initially being hired as manager of the Syracuse Mets.
- Will serve as a conduit between the front office, coaching staff and players on issues including game preparation, strategy and analytics...Additionally, Schneider will oversee catching instruction.
- Was the Marlins' major league catching coach from 2016-2019.
- Enjoyed a two-year stint as manager at Single-A Jupiter (2014-15), combining for a 117-160 record.

PLAYING CAREER

- Played 13 years in the major leagues as a catcher with Montreal/Washington (2000-07), New York Mets (2008-09) and Philadelphia (2010-12)...Posted a career average of .247 with 67 home runs and 387 RBI in 1,048 games.

BACKGROUND

- Brian Duncan Schneider is a 1995 graduate of Northampton High School (PA), where he played baseball and basketball...Skipped his high school graduation ceremonies to join the Gulf Coast League Expos after being drafted.
- Brian, 43, resides in Jupiter, FL...He is married to his wife Jordan and together the couple has two daughters, Tatum and Haven, and two sons, Calin and Holden.
- Caught the ceremonial first pitch from President George W. Bush prior to the Nationals regular season debut in Washington on April 4, 2005 vs. Arizona.
- Founded "Catching for Kids Foundation" with his wife Jordan to help underprivileged children on national level.

MAJOR LEAGUE COACHING CAREER

YEAR	CLUB	LEAGUE
2016-2019	Miami	National
2020-	METS	National

MANAGERIAL RECORD

YEAR	TEAM	LEAGUE	W-L	PCT.	POS
2014	Jupiter	Florida State (A)	50-87	.365	6th
2015	Jupiter	Florida State (A)	67-73	.479	6th
Minor League Totals				117-160	.422

PLAYING CAREER

YEAR	TEAM	AVG	G	AB	R	H	2B	3B	HR	RBI	SH	SF	HBP	BB	SO	SB	CS	SLG	OBP	E
1995	GCL Expos (R)	.227	30	97	7	22	3	0	0	4	0	0	1	14	23	2	4	.258	.330	3
1996	Delmarva (A)	.333	5	9	0	3	0	0	0	1	0	0	1	1	1	0	0	.333	.455	0
	GCL Expos (R)	.268	52	164	26	44	5	2	0	23	2	0	3	24	15	2	3	.323	.372	3
1997	Cape Fear (A)	.252	113	381	46	96	20	1	4	49	6	5	4	53	45	3	6	.341	.345	10
1998	Cape Fear (A)	.299	38	134	33	40	7	2	7	30	4	2	3	16	9	6	3	.537	.381	6
	Jupiter (A)	.272	82	302	32	82	12	1	3	30	0	2	1	22	38	4	4	.348	.321	11
1999	Harrisburg (AA)	.264	121	421	48	111	19	1	17	66	3	1	2	32	56	2	2	.435	.318	6
2000	Ottawa (AAA)	.248	67	238	22	59	22	3	4	31	2	9	0	16	42	1	0	.416	.285	8
	MONTREAL (NL)	.235	45	115	6	27	6	0	0	11	0	1	0	7	24	0	1	.287	.276	6
2001	Ottawa (AAA)	.275	97	338	33	93	27	1	6	43	0	0	4	27	55	2	0	.414	.336	4
	MONTREAL (NL)	.317	27	41	4	13	3	0	1	6	0	1	0	6	3	0	0	.463	.396	0
2002	MONTREAL (NL)	.275	73	207	21	57	19	2	5	29	2	2	0	21	41	1	2	.459	.339	3
2003	MONTREAL (NL)	.230	108	335	34	77	26	1	9	46	1	2	2	37	75	0	2	.394	.309	3
2004	MONTREAL (NL)	.257	135	436	40	112	20	3	12	49	5	2	3	42	63	0	1	.399	.325	2
2005	WASHINGTON (NL)	.268	116	369	38	99	20	1	10	44	2	2	6	29	48	1	0	.409	.330	5
2006	WASHINGTON (NL)	.256	124	410	30	105	18	0	4	55	2	3	2	38	67	2	2	.329	.320	5
	Potomac (A)#	.222	2	9	1	2	1	0	0	1	0	0	0	0	2	0	0	.333	.222	0
2007	WASHINGTON (NL)	.235	129	408	33	96	21	1	6	54	4	7	2	56	56	0	0	.336	.326	6
2008	METS (NL)	.257	110	335	30	86	10	0	9	38	4	2	1	42	53	0	0	.367	.339	5
2009	METS (NL)	.218	59	170	11	37	11	0	3	24	2	3	1	18	21	0	0	.335	.292	1
2010	PHILADELPHIA (NL)	.240	47	125	17	30	4	1	4	15	2	0	1	19	25	0	0	.384	.345	2
	Lehigh Valley (AAA)#	.000	3	8	0	0	0	0	0	0	0	0	0	1	0	0	0	.000	.111	0
2011	PHILADELPHIA (NL)	.176	41	125	11	22	4	0	2	9	1	1	1	11	35	0	0	.256	.246	1
	Reading (AA)#	.250	7	24	2	6	1	0	0	1	0	0	0	3	4	0	0	.292	.333	0
2012	PHILADELPHIA (NL)	.225	34	89	9	20	5	0	2	7	1	0	3	5	15	0	0	.348	.289	0
	Clearwater (A)#	.182	6	22	2	4	2	0	0	2	0	0	0	1	6	0	0	.273	.217	0
Minor League Totals		.262	623	2147	252	562	119	11	41	281	17	19	19	210	296	22	22	.385	.330	51
Major League Totals		.247	1048	3165	284	781	167	9	67	387	26	26	22	331	526	4	8	.369	.320	39

- rehabilitation assignment



TOM SLATER **Asst. Hitting Coach**

OPENING DAY AGE

51

BIRTHDATE

April 6, 1968

BIRTHPLACE

Charlottesville, VA

RESIDES

Lutz, FL

APPOINTED

November 15, 2017

COACHING TIMELINE

1995-2000

Auburn University
Assistant Coach

2001-2003

Virginia Military Institute
Head Coach

2004

University of Florida
Assistant Coach

2005-2008

Auburn University
Head Coach

2006

USA Baseball National Team
Hitting/Third Base Coach

2009-2017

New York Yankees
GCL (R) Manager (2009-10)
Staten Island (A) Manager (2011)
Trenton (AA) Hitting Coach (2012, 2017)
Roving Hitting Instructor (2013-14)
Tampa (A) Hitting Coach (2015-16)

2018-

New York Mets
Assistant Hitting Coach

COACHING CAREER

- Begins his third year as the Mets assistant hitting coach...Named to the position on November 15, 2017.
- Prior to joining the Mets, Slater spent nine seasons as a coach in the Yankees' organization from 2009-2017.
- Served as the hitting coach for the Trenton Thunder (AA) of the Eastern League in the New York Yankees system in 2017...The team was crowned Eastern League Eastern Division champions with the EL's top record (92-48) and ranked second in the league in average (.264), runs scored (659) and on-base percentage (.339).
- In his first stint as Trenton's hitting coach in 2012, the Thunder led the league with a .423 slugging percentage and a club-record 162 home runs on their way to becoming Eastern League Eastern Division champions.
- Also was a hitting coach with Tampa (A) of the Florida State League in 2015 and 2016...The 2016 team owned a .260 average on the way to a division title and the FSL's best record (77-58).
- Served as the Yankees' roving minor league hitting instructor from 2013-2014.
- Managed the Staten Island Yankees to a New York-Penn League Championship in 2011.
- Was the manager of the GCL Yankees (R) in 2009 and 2010, winning the division title in 2009.
- Prior to joining the Yankees he was a collegiate baseball coach for 17 years with stays at Auburn University (1995-2000 and 2005-2008), the Virginia Military Institute (2001-2003) and the University of Florida (2004).
- Served as the hitting coach and third base coach for the 2006 USA Baseball National team that captured gold at the World Championships in Cuba.
- Was the head coach at VMI from 2001-2003 and at Auburn from 2005-2008...In 2003, his final year at the Virginia Military Institute, Slater was named the Southern Conference Coach of the Year as the club collected a school-record for wins (24) and posted its first winning record in league play in 14 seasons.
- During his college tenure, Slater was a part of staffs that have advanced to seven NCAA Regional appearances, three regional championships (1997, 1999 and 2004), a pair of Super Regional berths (1999 and 2004) and one appearance in the College World Series (1997).
- Began his coaching career in 1992 as an assistant with Marshall and as an assistant coach for VMI from 1993-1994.

BACKGROUND

- Tom Slater graduated from the Virginia Military Institute in 1990.
- Was a four-year starter for the Keydets...Ended his career ranked in the school's top-five in RBI, total bases, runs scored and doubles... Helped lead VMI to a Southern Conference Northern Division Championship in 1988.
- Tom and his wife, Beth, have two children (Julia and Jack).

ADDITIONAL STAFF



78

OPENING DAY AGE **39**
BIRTHDATE **April 9, 1979**
BORN **Kirkland, Quebec, CA**
RESIDES **Westfield, MA**

ERIC LANGILL **Bullpen Catcher**

- Eric Joseph Langill joined the Mets in June of 2011 and begins his ninth full season as a bullpen catcher.
- Was a 34th round draft pick of Montreal in the June, 1999 First-Year Player Draft and played in the Expos' farm system until 2002... Joined the Dodgers organization that season.
- With Los Angeles, he was invited to major league Spring Training in 2006 and spent parts of two seasons at Las Vegas (AAA) of the Pacific Coast League in 2004 and 2006.
- Attended Des Moines (IA) Community College.
- Eric was born and still makes his home in Kirkland, Quebec, Canada.



57

OPENING DAY AGE **40**
BIRTHDATE **June 3, 1978**
BORN **Stamford, CT**
RESIDES **Los Angeles, CA**

DAVE RACANIELLO **Bullpen Catcher**

- David (Dave) Racaniello begins his 19th season as a Mets bullpen catcher.
- Played baseball for two years at Norwalk Community College...His team won the Junior College World Championship.
- Attended Central Connecticut College for one year.
- Graduated from West Hill High School in Stamford, CT where he played baseball for coach Frank Donatucci.
- Climbed Mount Kilimanjaro in January, 2012.
- Completed his second NYC Marathon in 2014.



90

OPENING DAY AGE **39**
BIRTHDATE **March 9, 1981**
BORN **Valencia, VZ**
RESIDES **Valencia, VZ**

ENDER CHAVEZ **Batting Practice Pitcher**


- Embarks on his first season as major league batting practice pitcher...Spent last season as the coach for Double-A Binghamton.
- Managed the Cartagena Tigres in Colombia League during the 2018-2019 offseason.
- Spent 2018 with Columbia (A) and the previous two seasons as the hitting coach for Kingsport (R).
- Spent three seasons in the same role with the GCL Mets (R) from 2013-2015.
- From 2011-2012 he was the hitting coach for the DSL Mets (R).
- Played in the minor leagues for the Colorado Rockies organization from 1998-2001, New York Mets 2002-2003 and 2008 and the Montreal Expos from 2004-2007.
- In 2000 he was named the MVP of the Pioneer League.
- Helped St. Lucie (A) win the Florida State League Championship in 2002.
- Played for Navegates de Magallanes of the Venezuelan Winter League from 1998-2006 and Bravos de Margarita in 2007-2008.
- Worked in the Liga Paralela de Beisbol in Venezuela (Venezuelan League minors) as a coordinator for the Bravos de Margarita Paralela League affiliate in 2013 and a manager for Navegantes' Paralela team affiliate in 2014.
- Was an assistant hitting coach with Navegantes during the 2016-17 offseason.
- Brother of former Mets outfielder Endy Chavez.
- Ender and his wife, Andrea, reside in Valencia, VZ with their children: Ender Jr., Daniel, Denisse and Delanys.

METS ALL-TIME COACHES

- A**
ACCARDO, JEREMY 2019-
 Acta, Manny 2005-2006
 Alicea, Luis 2009
 Aguayo, Luis 2008
 Alomar, Sandy, Sr. 2005-2009
 Amaro Jr., Ruben 2018
 Apodaca, Bob 1996-1999
- B**
 Baylor, Don 2003-2004
 Benedict, Bruce 1997-1999
BONES, RICKY 2012-
 Berra, Yogi 1965-1971
 Brantley, Mickey 1999
 Burgess, Tom 1977
- C**
 Cavaretta, Phil 1975-1978
 Chambliss, Chris 2002
 Conti, Guy 2005-2008
 Cottier, Chuck 1979-1981
 Cabbage, Mike 1990-1996
- D**
DAVIS, CHILI 2019-
 Debus, Jon 2011
DiSARCINA, GARY 2018-
 Down, Rick 2005-2007
 Dusan, Gene 1983
- E**
 Edwards, Doc 1990-1991
 Eiland, Dave 2018-2019
 Engle, Dave 2001-2002
- F**
 Floyd, Bobby 2001, 2004
 Foote, Barry 1992-1993
 Frey, Jim 1982-1983
- G**
 Galante, Matt 2002-2004
 Geren, Bob 2012-2015
 Gibson, Bob 1981
 Goodwin, Tom 2012-2017
- H**
 Haddix, Harvey 1966-1967
 Hale, Chip 2009-2011
 Harder, Mel 1964
 Harrelson, Bud 1982, 1985-1990
- Heffner, Don 1964-1965
 Hemus, Solly 1962-1963
 Henderson, Rickey 2007
 Hernández, Chuck 2019
 Herzog, Whitey 1966
 Hiller, Chuck 1990
 Hornsby, Rogers 1962
 Hoscheit, Vern 1984-1987
 Hough, Charlie 2001-2002
 Howard, Frank 1982-84,
 1994-96
 Hudgens, Dave 2011-2014
- J**
 Jackson, Al 1999-2000
 Johnson, Darrell 1993
 Johnson, Deron 1981
 Johnson, Howard 2007-2010
 Johnson, Lamar 2014
- K**
 Kress, Red 1962
- L**
 Landestoy, Rafael 1996
 LaRoche, Dave 1992-1993
 Lavagetto, Cookie 1962-1963
 Long, Kevin 2015-2017
 Lopez, Juan 2002-2003
- M**
 Manuel, Jerry 2005-2008
 Maxvill, Dal 1978
 Mays, Willie 1974-1979
 McCraw, Tom 1992-1996
 McCullough, Clyde 1963
 McMillan, Roy 1973-1976
 Monbouquette, Bill 1982-1983
 Murphy, John 1967
- N**
 Natera, Luis 2014
 Niemann, Randy 1997-1999,
 2001-2002, 2009-2010
 Nieto, Tom 2008
- O**
 Oberkfell, Ken 2008, 2011
- P**
 Parker, Salty 1967
 Pavlick, Greg 1985-1986,
 1988-1991, 1994-1996
- Perlozzo, Sam 1987-1989
 Peterson, Rick 2004-2008
 Pettis, Gary 2003-2004
 Pignatano, Joe 1968-1981
- R**
 Riggelman, Jim 2019
 Regan, Phi 2019
 Robinson, Bill 1984-1989
 Robinson, Sheriff .. 1964-67, 1972
 Robson, Tom . 1997-2000, 2002
 Roessler, Pat 2015-2018
 Rojas, Cookie 1997-2000
 Rojas, Luis 2019
 Ruffing, Red 1962
 Ruhle, Vern 2003
- S**
 Scott, Dick 2016-2017
 Sherlock, Glenn 2017-2019
 Shines, Razor 2009-2010
 Silverio, Nelson 2004
 Sisler, Dick 1979-1980
SLATER, TOM 2018-
 Sommers, Dennis 1977-1978
 Spahn, Warren 1965
 Spencer, Tom 1991
 Staub, Rusty 1982*
 Stearns, John 2000-2001
 Stephenson, John 1992-1993
 Stottlemire, Mel 1984-1993
 Swisher, Steve 1994-1996
- T**
 Teufel, Tim 2012-2016
- V**
 Valentine, Bobby 1983-1985
- W**
 Waits, Rick 2003
 Walker, Rube 1968-1981
 Wallace, Dave 1999-2000
 Walling, Denny 2003-2004
 Warthen, Dan 2008-2017
 Westrum, Wes 1964-1965
 White, Ernie 1963
 Wilson, Mookie 1997-2002, 2011
 Wine, Bobby 1993-1996
- Y**
 Yost, Ed 1968-1975

* *Player Coach*

THE OFFICIAL APP OF CITI FIELD



- Check-in offers, rewards, and personalized history for ballparks visited.
- Team schedule, directions and parking information, stadium features and more.
- Interactive concourse maps and directory, including food and drinks menus.



Ballpark™





PLAYER BIOS



NON-ROSTER INVITEE

MATT

ADAMS

21 INF

@BigCityForReal

@bigcityforreal

HT 6-3 WT 245 BT L TH R

OPENING DAY AGE: 31

BIRTHDATE: AUGUST 31, 1988

BIRTHPLACE: PHILIPSBURG, PA

RESIDES: JULIAN, PA

MLB SERVICE TIME: 7 YEARS, 33 DAYS

SIGNED BY: BRAD FIDLER (ST. LOUIS)

HOW OBTAINED: SIGNED AS A MINOR LEAGUE FREE AGENT ON JANUARY 31, 2020

CONTRACT STATUS: SIGNED THROUGH 2020

CAREER HIGHLIGHTS

- Leads all active major leaguers with 11 pinch-hit home runs and 49 pinch-hit RBI.

2019 SEASON

- Posted his third-straight 20-homer campaign.
- Hit his second career grand slam on June 16 vs. Arizona...Hit his 100th career home run on May 24 vs. Miami...Belted his third career walk-off home run on April 28 vs. San Diego.

POSTSEASON

- Became a World Series champion for the first time in his career... Went 1-3 with a walk in four pinch-hit plate appearances in the NLDS, NLCS and World Series.

2018 SEASON

- Swatted a career-high 21 home runs.
- Recorded multi-home run games on May 1 vs. Pittsburgh, May 7 at San Diego and September 5 at Washington.

2017 SEASON

- Clubbed 19 home runs for the Braves after being acquired in May...During his stint with the Braves, 40 of his 79 hits went for extra bases (20 doubles, a triple, 19 homers).
- His 13 pinch-hit RBI ranked tied for second in the majors.
- Appeared in 19 games (18 starts) in left field, his first major league action in the outfield.

2016 SEASON

- Tied for first among pinch hitters in doubles (five)...Also ranked among pinch hitters in RBI (second, 13), slugging percentage (fourth, .703) and homers (tied for fifth, three).
- Hit his second career walk-off home run, a 16th inning homer on July 22 vs. Los Angeles-NL.
- Reached base safely in 21 straight games from May 17-June 10.

2015 SEASON

- Missed 91 games with a right quadriceps tear that required surgery on May 29 (performed by Dr. Dave King).
- Was 6-16 (.375) as a pinch hitter.

CAREER BESTS

HITS, GAME

4 hits

2x, last, 7/5/18, Washington vs. Miami

HOME RUNS, GAME

2 home runs

9x, last, 6/16/19, Washington vs. Arizona

MULTI-HR GAMES

9 multi-homer games

9 two-homer games

LEADOFF HR

None

INSIDE-THE-PARK HR

None

WALK-OFF HOME RUNS

3 walk-off home runs

last, 4/28/19, Washington vs. San Diego (M. Wisler)

PINCH-HIT HOME RUNS

11 pinch hit home runs

last, 7/31/19 Washington vs. Atlanta (A. Swarzak)

RBI, GAME

7 RBI

6/16/19, Washington vs. Arizona

STOLEN BASES, GAME

1 stolen base

4x, last, 5/12/15, St. Louis at Cleveland

HITTING STREAK

10 games

5/30/16-6/10/16

GRAND SLAMS

2 grand slams

last, 6/16/19, Washington vs. Arizona (S. Crichton)

2014 SEASON

- Recorded single-season highs in doubles (34), RBI (68), runs (55) and hits (152).
- Homered in a three straight games, June 13-15 vs. Washington...Hit his first career walk-off home run on July 7 vs. Pittsburgh.

POSTSEASON

- Started all nine postseason games at first base... Hit the decisive three-run home run in St. Louis' Division Series-clinching Game 4 win.
- Hit a go-ahead solo home run in Game 2 of the NLCS vs. San Francisco.

2013 SEASON

- Made his first Opening Day roster...Led the majors in pinch-hit batting average (.314) and the NL in pinch-hit slugging (.600).
- His multi-homer game on September 4 at Cincinnati was the first time in MLB history a player hit two home runs after the 14th inning.

POSTSEASON

- Started at first base in 16 of 17 games as the Cardinals advanced to the World Series.

2012 SEASON

- Had his contract purchased on May 20 and made his major league debut that night at Los Angeles-NL...Went 2-4 with a run scored.
- Clubbed his first major league home run on May 27 vs. Philadelphia off Chad Qualls.

2011 SEASON

- Named the Cardinals Minor League Player of the Year and was selected as Texas League Player of the Year.
- Selected to the Texas League mid-season All-Star team and was also named a Texas League postseason All-Star...Topped the Texas League in RBI (101) and slugging percentage (.566).
- Was selected to play for the Peoria Javelinas in the Arizona Fall League...Was selected to the AFL Rising Stars All-Star Game.

2010 SEASON

- Named a Midwest League mid-season and post-season All-Star and led the league with 88 RBI, 63 extra-base hits and a .541 slugging percentage.

2009 SEASON

- Made his pro debut with Johnson City (R)...Hit a two-run homer in his first professional plate appearance on June 23 at Kingsport.

BACKGROUND

- Matthew James Adams graduated from Philipsburg-Osceola (PA) High School before attending Slippery Rock (PA) University from 2007 to 2009.
- Holds career records for batting average (.453) and slugging percentage (.754) at Slippery Rock... Named Division II All-American in 2009 (1st-team), 2008 (2nd-team) and 2007 (3rd-team).

OUTFIELD ASSIST LEADERS

Year	Leader	Assists	Year	Leader	Assists	Year	Leader	Assists
1974	Rusty Staub	19	1990	Kevin McReynolds	14	2007	Moises Alou	7
1975	Rusty Staub	15	1991	Kevin McReynolds	9	2008	Carlos Beltrán	8
1976	Dave Kingman	10	1992	Bobby Bonilla	7	2009	Jeff Francoeur	5
1977	Lee Mazzilli	9	1993	Joe Orsulak	9		Angel Pagan	5
1978	Steve Henderson	11	1994	Joe Orsulak	8	2010	Jeff Francoeur	11
1979	Joel Youngblood	18	1995	Carl Everett	9	2011	Angel Pagan	5
1980	Steve Henderson	6	1996	Bernard Gilkey	18	2012	Andres Torres	6
1981	Ellis Valentine	8	1997	Bernard Gilkey	17	2013	Juan Lagares	15
1982	George Foster	12	1998	Bernard Gilkey	9	2014	Curtis Granderson	8
	Mookie Wilson	12	1999	Roger Cedeno	9	2015	Curtis Granderson	9
1983	George Foster	12	2000	Jay Payton	7	2016	Yoenis Cespedes	9
1984	Darryl Strawberry	11	2001	Tsuyoshi Shinjo	12	2017	Juan Lagares	7
1985	George Foster	7	2002	Timo Perez	9	2018	José Bautista	5
1986	Darryl Strawberry	10	2003	Cliff Floyd	15		Michael Conforto	5
1987	Kevin McReynolds	8	2004	Richard Hidalgo	10	2019	Michael Conforto	8
1988	Kevin McReynolds	18	2005	Cliff Floyd	15			
1989	Kevin McReynolds	10	2006	Carlos Beltrán	13			

CAREER TRANSACTIONS

- Selected by St. Louis in the 23rd round of the 2009 First-Year Player Draft.
- On the 15-Day Disabled List, April 26-May 7, 2013, with a right oblique strain.
- On the 15-Day Disabled List, May 31-June 13, 2014, with left calf tightness.
- On the 15-Day Disabled List, May 27, 2015 with a strained right quad...Transferred to the 60-Day Disabled List, June 5-September 9, 2015.
- On the 15-Day Disabled List, August 11-September 2, 2016, with left shoulder inflammation.
- Acquired by Atlanta from St. Louis on May 20, 2017 in exchange for INF Juan Ypez.
- Signed by Washington as a free agent on December 22, 2017.
- On the 10-Day Disabled List, June 19-July 4, 2018, with a fractured left index finger.
- Acquired by St. Louis from Washington in exchange for cash on August 21, 2018.
- Signed by Washington as a free agent on December 18, 2018.
- On the 10-Day Injured List, May 5-22, 2019, with a left shoulder strain.
- Signed by the New York Mets as a minor league free agent on January 31, 2020.

CAREER STATISTICS

YEAR	TEAM	AVG	G	AB	R	H	2B	3B	HR	RBI	SH	SF	HB	BB	SO	SB	CS	SLG	OBP	E
2009	Johnson City (R)	.365	32	115	15	42	6	0	6	25	0	3	1	9	20	0	0	.574	.406	2
	Batavia (A)	.346	31	130	16	45	11	0	4	27	0	1	0	11	21	0	0	.523	.394	4
2010	Quad Cities (A)	.310	121	464	71	144	41	0	22	88	0	9	4	33	78	5	1	.541	.355	10
2011	Springfield (AA)	.300	115	463	80	139	23	2	32	101	0	6	4	40	90	0	1	.566	.357	8
2012	Memphis (AAA)	.329	67	258	41	85	22	0	18	50	0	3	0	15	57	3	1	.624	.362	4
	ST. LOUIS (NL)	.244	27	86	8	21	6	0	2	13	0	0	0	5	24	0	0	.384	.286	3
2013	ST. LOUIS (NL)	.284	108	296	46	84	14	0	17	51	0	0	0	23	80	0	1	.503	.335	2
	Springfield (AA)#	.250	3	12	1	3	1	0	0	2	0	0	0	0	4	0	0	.333	.250	0
2014	ST. LOUIS (NL)	.288	142	527	55	152	34	5	15	68	0	7	3	26	114	3	2	.457	.321	9
	Memphis (AAA)#	.200	4	15	1	3	1	0	0	2	0	0	0	0	2	0	0	.267	.200	0
2015	ST. LOUIS (NL)	.240	60	175	14	42	9	0	5	24	0	1	0	10	41	1	0	.377	.280	3
2016	ST. LOUIS (NL)	.249	118	297	37	74	18	0	16	54	0	3	2	25	81	0	1	.471	.309	7
	Memphis (AAA)#	.188	5	16	4	3	1	0	1	2	0	0	0	4	3	0	0	.438	.350	0
2017	ST. LOUIS (NL)	.292	31	48	4	14	2	0	1	7	0	1	0	4	17	0	0	.396	.340	0
	ATLANTA (NL)	.271	100	291	42	79	20	1	19	58	0	3	1	19	71	0	0	.543	.315	7
2018	WASHINGTON (NL)	.257	94	249	37	64	9	0	18	48	0	0	4	24	55	0	0	.510	.332	1
	Harrisburg (AA)#	.000	1	3	0	0	0	0	0	0	0	0	0	0	2	0	0	.000	.000	0
	ST. LOUIS (NL)	.158	27	57	5	9	1	0	3	9	0	0	0	3	18	0	0	.333	.200	2
2019	WASHINGTON (NL)	.226	111	310	42	70	14	0	20	56	0	1	2	20	115	0	0	.465	.276	5
Minor League Totals		.314	379	1476	229	464	106	2	83	297	0	22	9	112	277	8	3	.558	.361	28
Major League Totals		.261	818	2336	290	609	127	6	116	388	0	16	12	159	616	4	4	.469	.309	39

CAREER PLAYOFF STATISTICS

YEAR	RND	TEAM/OPP	AVG	G	AB	R	H	2B	3B	HR	RBI	SH	SF	HBP	BB	SO	SB	CS	SLG	OBP	E
2013	NLDS	STL vs. PIT	.316	5	19	3	6	1	0	1	2	0	0	1	1	3	0	0	.526	.381	0
	NLCS	STL vs. LAD	.227	6	22	2	5	1	0	0	2	0	0	0	2	9	0	0	.273	.292	0
	WS	STL vs. BOS	.136	6	22	0	3	1	0	0	0	0	0	0	0	7	0	0	.182	.136	0
2014	NLDS	STL vs. LAD	.250	4	12	2	3	0	0	1	4	0	0	0	3	2	0	0	.500	.400	0
	NLCS	STL vs. SF	.222	5	18	3	4	0	0	2	3	0	0	0	2	3	0	0	.556	.300	0
2019	NLDS	WAS vs. LAD	.000	2	2	0	0	0	0	0	0	0	0	0	0	1	0	0	.000	.000	0
	NLCS	WAS vs. STL	1.000	1	1	1	1	0	0	0	0	0	0	0	0	0	0	0	1.000	1.000	0
	WS	WAS vs. HOU	---	1	0	0	0	0	0	0	0	0	0	0	1	0	0	0	---	---	1.000
Postseason Totals			.229	30	96	11	22	3	0	4	11	0	0	1	9	25	0	0	.385	.302	0
LDS Totals			.273	11	33	5	9	1	0	2	6	0	0	1	4	6	0	0	.485	.368	0
LCS Totals			.244	12	41	6	10	1	0	2	5	0	0	0	4	12	0	0	.415	.311	0
WS Totals			.136	7	22	0	3	1	0	0	0	0	0	0	1	7	0	0	.182	.174	0

CAREER FIELDING

POS	G	PO	A	E	PCT	TC	DP
1B	567	4252	360	37	.992	4649	402
OF	35	46	1	2	.959	49	0



PETE

ALONSO

20 INF

@Pete_Alonso20

@polarpete20

HT 6-3 WT 245 BT R TH R

OPENING DAY AGE: 25
BIRTHDATE: DECEMBER 7, 1994
BIRTHPLACE: TAMPA, FL
RESIDES: TAMPA, FL
MLB SERVICE TIME: 1 YEAR, 0 DAYS
SIGNED BY: JON UPDIKE
HOW OBTAINED: METS SECOND-ROUND PICK IN THE 2016 FIRST-YEAR PLAYER DRAFT
CONTRACT STATUS: ARBITRATION ELIGIBLE AFTER 2021. FREE AGENT AFTER 2024

ALL-STAR: 2019 ROOKIE OF THE YEAR: 2019 HR DERBY CHAMPION: 2019
FIRST TEAM ALL-MLB: 2019 TOPPS ROOKIE ALL-STAR: 2019 STERLING ORGANIZATIONAL POY: 2018

CAREER HIGHLIGHTS

- Won the 2019 National League BBWAA Jackie Robinson Rookie of the Year Award, earning 29 of 30 first-place votes...Is the sixth Met to win the award.
Was named to the Inaugural All-MLB Team (First Team) after the 2019 season as the starting first baseman.
Became the first Met and first rookie in major league history to finish the season as the outright leader in home runs, hitting a major league rookie record 53 blasts.
According to Elias, he was the first rookie to set his club's franchise record for homers since Johnny Rizzo (Pittsburgh) in 1938 (excluding first-year franchises).
Won the 2019 Home Run Derby...Was the second rookie Derby winner and the first Met to be an outright winner of the contest... Defeated Vladimir Guerrero Jr. in the finals.
Became the first rookie position player All-Star in Mets history and was the first rookie with at least two RBI in an All-Star Game...Went 1-2 with two RBI and a stolen base in the 2019 Midsummer Classic in Cleveland.

2019 SEASON

- Became the sixth Met to be named the BBWAA NL Rookie of the Year...Named the Players' Choice NL Rookie of the Year...Also was Baseball America's MLB Rookie of the Year, the Baseball Digest NL Rookie of the Year and Sporting News NL Rookie of the Year...Was named a Topps Rookie All-Star.
Finished in seventh place in the National League MVP voting.
In his first major league season, set Mets single-season records for home runs (53), extra-base hits (85) and total bases (348) while also establishing club rookie records for hits (155), RBI (120), runs scored (103), at-bats (597), plate appearances (693), games played (161), slugging percentage (.583), OBP (.358) and OPS (.941)...Also tied the club rookie record with 72 walks...Was the eighth Met ever to record a 100-RBI, 100-run season.
Led the majors with 53 homers and was fourth with 120 RBI...Finished tied for third with 85 extra-base hits, 10th with a .583 slugging percentage and 11th with a .941 OPS...Was third in the majors with 183 strikeouts...Tied for fifth in the majors with 21 hit by pitches.
Led all qualified rookies in games played, hits, home runs, RBI, OPS, extra-base hits, runs scored, walks, total bases and slugging percentage...Ranked second in multi-hit games (42) and third in doubles (30).

CAREER BESTS

HITS, GAME 5 hits 8/15/19 at Atlanta
HOME RUNS, GAME 2 home runs 4x, last, 9/9/19 vs. Arizona
MULTI-HR GAMES 4 multi-homer games 4 two-homer games
LEADOFF HR None
INSIDE-THE-PARK HR None
WALK-OFF HOME RUNS None
PINCH-HIT HOME RUNS 1 pinch hit home run 7/20/19 at San Francisco (D. Holland)
RBI, GAME 6 RBI 8/15/19 at Atlanta
STOLEN BASES, GAME 1 stolen base 6/26/19 at Philadelphia
HITTING STREAK 8 games 9/1/19-9/9/19
GRAND SLAMS None

ALONSO, PETE

- Was the NL Rookie of the Month for April, June and September 2019, making him the Mets' first three-time winner of the award...Jacob deGrom, who earned the honor twice in 2014, is the only other Met to win the award multiple times in a season since it began in 2001...The only other three-time winners of the award in the NL are Jason Bay (2004) and Juan Soto (2018).
- Finished with the second-most RBI (120) and extra-base hits (85) ever by an NL rookie in the modern era...Only Albert Pujols has had more (130 RBI, 88 extra-base hits in 2001).
- Was named to the Opening Day roster and made his major league debut as the starting first baseman in the Mets' season opener at Washington...Became the seventh player (only first baseman) in Mets history to make his major league debut in a start on Opening Day...Notched his first career hit, a single, in the eighth inning.
- Reached base safely in 34-straight games from August 2-September 9, the longest streak ever by a Mets rookie and the longest single-season streak in team history...Batted .314 (43-137) with seven doubles, 13 homers, 32 RBI and 23 runs scored during the streak with a 1.043 OPS...Was tied for the longest streak in the NL (also, Max Muncy).
- Homered in four-straight games from August 5-9...The only other Mets rookie with a four-game homer streak is Larry Elliot (July 21-24, 1964).
- Went deep in three-straight games twice, April 6-9 and September 17-20...Homered in consecutive games May 20-21, June 22-23, July 17-18, September 3-4 and September 27-28.
- His 33 multi-RBI games were the fourth-most in the majors...Mike Piazza (35 in 1999 and 2000) is the only player in franchise history with more.
- Finished tied for seventh in the majors with 13 games with at least three RBI...Carlos Beltrán (14 in 2008) is the only Met with more in a season.
- Set the club rookie record for home runs in a month with a major league-leading 11 September round-trippers...Also had 10 homers in May.
- Had two walk-off RBI, a sacrifice fly in the 10th inning of a 5-4 win on April 30 vs. Cincinnati and a bases-loaded walk on September 6 vs. Philadelphia in the bottom of the ninth inning.
- Hit a home run in 16 different ballparks, a rookie record and the most by a Met since Mike Piazza (18 in 2000).
- Had four multi-homer games, tied for the most by a Mets rookie (also, Darryl Strawberry in 1983).
- Led the majors with 18 homers and 48 RBI in the seventh inning or later...His 48 late-inning RBI were a Mets record...Todd Hundley (21 in 1996) is the only Met with more late-inning home runs in a single season.
- In the first half, set NL rookie records with 30 home runs and 68 RBI...Only Mark McGwire (33) in 1987 had more pre-break homers as a rookie... Set a major league rookie record with 53 extra-base hits before the All-Star break.
- Was the fourth player in NL history (11th overall) with at least 30 homers and 20 doubles before the All-Star break...Tied a franchise record with 30 homers before the All-Star break (also, Dave Kingman, 1976).
- Clobbered his first big-league homer in the ninth inning on April 1 at Miami, a 444-foot, three-run blast off Drew Steckenrider in a 7-3 win.
- Blasted a 458-foot homer off the face of the third deck at Citi Field on June 15...Was the longest homer by a Met at Citi Field in the Statcast ERA (2015-present).
- Was named NL Player of the Week for June 17-23...Went 10-24 (.427) with four homers and a 1.590 OPS during the week...His home run on June 23 was his 27th of the season, setting a Mets rookie record.

METS ROOKIE OF THE YEAR WINNERS

Six Mets players have been chosen by the BBWAA as the NL Rookie of the Year. Four Mets pitchers have captured the award, while two position players in team history have been voted as the league's top rookie. Here are the Mets' Jackie Robinson NL Rookie of the Year Award winners:

Player	Position	Year	Notes
Tom Seaver	RHP	1967	Mets rookie-record 18 complete games
Jon Matlack	LHP	1972	2.32 ERA led the team, ranked fourth in the NL overall
Darryl Strawberry	OF	1983	His 26 homers stood as club rookie record for 36 years
Dwight Gooden	RHP	1984	Modern major league-record 276 strikeouts as a rookie
Jacob deGrom	RHP	2014	Went 8-1 with a 1.90 ERA over final 12 starts
Pete Alonso	1B	2019	Set all-time MLB rookie record with 53 home runs

- Drilled a Statcast-estimated 474-foot, two-run homer into the third deck at Target Field on July 17...Was the longest blast by a Met since tracking began in 2015.
- Belted a go-ahead homer in the 16th inning on July 18 at San Francisco...Was the second Mets rookie to homer in the 16th inning or later (also, Tim Lincecum's walk-off homer, September 1, 1963).
- Hit his first career pinch-hit homer, a three-run shot, on July 20 at San Francisco.
- Set career-high marks with five hits and six RBI on August 15 at Atlanta and reached base in all six of his plate appearances, going 5-5 with a homer and a walk...Hit his 39th homer in that game to tie the NL rookie home run record...He became just the fourth Mets rookie with at least six RBI in a game and the sixth rookie in team history to produce a five-hit game.
- His 40th homer on August 18 at Kansas City established a new NL rookie record, passing Cody Bellinger (39, 2017).
- Set the Mets' single-season home run mark with his 42nd homer on August 27 vs. the Cubs... Passed Todd Hundley and Carlos Beltrán (41).
- Set the all-time rookie home run record with his 53rd blast on September 28 vs. Atlanta off Mike Foltynewicz...Passed Aaron Judge (52, 2017).
- Bookended his 2018 campaign with home runs... Hit a homer in his first at-bat of the season on April 5 vs. Portland and completed his year with a walk-off homer in Las Vegas' final game as a Mets affiliate on September 3 vs. Sacramento.
- Earned Eastern League Player of the Month honors for April after leading the EL in average (.408), hits (31), extra-base hits (14), total bases (59), and OPS (1.282).
- Was the Player of the Week for the period ending April 29...Homered in four-straight games from April 25-29.
- His first three Triple-A home runs came in the same game...Clubbed three homers and drove in seven in the 51s' 14-11 win over Reno on June 23.

2017 SEASON

- Named a MiLB organization All-Star and a *Baseball America* High Class-A All-Star.
- Selected to the FSL post-season All-Star team.
- Was tied for second in the FSL in homers (16) and was tied for 10th in RBI (58).
- Was the FSL Player of the Week twice (June 19-25 and July 17-23).
- Earned Florida State League Player of the Month honors in July after hitting .336 (39-116) with seven doubles, eight homers and 26 RBI.
- Placed on the Disabled List on April 12 with a broken left hand after being hit by a pitch while playing against Bradenton on April 11.

2016 SEASON

- Made his professional debut for Brooklyn (A) on July 9 against Hudson Valley.
- Was a Mid-Season New York-Penn League All-Star.
- Was a *Baseball America* Short-Season All-Star.

BACKGROUND

- Peter Morgan Alonso graduated from Plant High School (FL), the same school as Hall of Famer Wade Boggs...Recipient of the 2013 Wade Boggs Athletic Achievement Award, based upon outstanding athletic skills, academic achievement and good sportsmanship...Turned in a high school batting average of .460 (116-252) with 99 RBI.
- Was given the nickname "Polar Bear" by Todd Frazier during Spring Training in 2019.
- Used a custom-designed bat during All-Star week and Players' Weekend, named "Haley's Comet" in honor of his fiancée...Using that bat, won the Home Run Derby...Hit his 41st home run of the 2019 season with the bat, tying the Mets' single-season record.

2018 SEASON

- Was named the Mets' 2018 Sterling Organizational Player of the Year.
- Was a member of the 2018 All-Minor League Baseball Team.
- Hit 36 homers to win the Bauman Award, given to the top home run hitter in the minors...Also paced all minor leaguers with 119 RBI.
- Ranked third in the minors with 68 extra-base hits, fifth with a .579 slugging percentage and ninth with a .975 OPS.
- Hit a 415-foot home run for the U.S. Team in the 2018 SiriusXM All-Star Futures Game.
- Was the 58th-ranked prospect (No. 1 first baseman) in baseball by *MLB Pipeline*...Was ranked the No. 2 prospect in the Mets' farm system...*MLB Pipeline* named Alonso to the First-Team Prospect Team of the Year (first base).
- Named a *Baseball America* Double-A All-Star.
- Was named a Rising Star in the Arizona Fall League after hitting .255 (25-98) with six homers, seven doubles and 27 RBI in 27 games for Scottsdale...Tied for the AFL lead in home runs and ranked second in RBI.

- Designed custom-made, 9/11-themed cleats for himself and his teammates for the Mets' home game on September 11, 2019 vs. Arizona... Donated the cleats to the National September 11 Memorial & Museum on October 1, 2019.
- Donated 10 percent of his \$1 million Home Run Derby winnings to charity, giving \$50,000 to Wounded Warrior Project and \$50,000 to the Stephen Siller Tunnel to Towers Foundation.
- Appeared on the Late Show with Stephen Colbert and Jimmy Kimmel Live! during the 2019 season.
- Named the Joe DiMaggio Toast of the Town and Ben Epstein-Dan Castellano Good Guy Award winner for 2019 by the New York chapter of the BBWAA.
- Attended University of Florida, where he played with Cardinals outfielder Harrison Bader...Was named to the 2015 SEC All-Tournament Team as a sophomore and was a 2016 Dick Howser Trophy Semi-Finalist as a junior.
- Also was a NCBWA first-team All America, Perfect Game/Rawlings first-team All America, ABCA/Rawlings second-team All America, a *Baseball America* third-team All America and an All-SEC second-team selection during his junior season.
- Was invited to the USA Baseball 18-U National Team trials.
- As a junior, led the SEC with a .659 slugging percentage and ranked fourth with a .374 average (79-211)...Tallied 60 RBI and 51 runs scored.
- Hit .500 (16-32) in the 2016 NCAA Tournament with five homers and 13 RBI...Was named the Most Outstanding Player of the Gainesville Regional.

CAREER TRANSACTIONS

- Selected by the New York Mets in the second round (64th overall) of the 2016 First-Year Player Draft.

CAREER STATISTICS

YEAR	TEAM	AVG	G	AB	R	H	2B	3B	HR	RBI	SH	SF	HB	BB	SO	SB	CS	SLG	OBP	E
2016	Brooklyn (A)	.321	30	109	20	35	12	1	5	21	0	2	1	11	22	0	1	.587	.382	0
2017	St. Lucie (A)	.286	82	308	45	88	23	0	16	58	0	1	12	25	64	3	4	.516	.361	18
	Binghamton (AA)	.311	11	45	7	14	4	1	2	5	0	0	0	7	0	0	0	.578	.340	1
2018	Binghamton (AA)	.314	65	220	42	69	12	0	15	52	0	2	8	43	50	0	2	.573	.440	6
	Las Vegas (AAA)	.260	67	258	50	67	19	1	21	67	0	3	7	33	78	0	1	.585	.355	3
2019	METS	.260	161	597	103	155	30	2	53	120	0	3	21	72	183	1	0	.583	.358	12
Minor League Totals		.290	255	940	164	273	70	3	59	203	0	8	28	114	221	3	8	.560	.381	28

ALL-STAR GAMES

YEAR	LEAGUE/SITE	AVG	G	AB	R	H	2B	3B	HR	RBI	SH	SF	HB	BB	SO	SB	CS	SLG	OBP	E
2019	NL/Cleveland	.500	1	2	0	1	0	0	0	2	0	0	0	0	1	1	0	.500	.500	0

CAREER FIELDING

POS	G	PO	A	E	PCT	TC	DP
1B	156	1078	112	12	.990	1202	108





TYLER

BASHLOR

49 RHP

@TylerBashlor49

@tylerbashlor49

HT	6-0	WT	195	BT	R	TH	R
----	-----	----	-----	----	---	----	---

OPENING DAY AGE: 26
 BIRTHDATE: APRIL 16, 1993
 BIRTHPLACE: SPRINGFIELD, GA
 RESIDES: PUNTA GORDA, FL
 MLB SERVICE TIME: 1 YEAR, 3 DAYS
 SIGNED BY: JIM BRYANT
 HOW OBTAINED: METS 11TH-ROUND PICK IN THE 2013 FIRST-YEAR PLAYER DRAFT
 CONTRACT STATUS: ARBITRATION ELIGIBLE AFTER 2021, ELIGIBLE FREE AGENT AFTER 2024

2019 SEASON

- Appeared in 24 games across three stints with the Mets.
- Threw seven consecutive scoreless outings from May 10-24, a career-best 7.1-inning scoreless streak...Allowed just one hit during the streak.
- Owned a 0.93 ERA (one earned run/9.2 innings) with four walks and 10 strikeouts over his first nine appearances with the Mets.
- Had a 3.18 ERA (four earned runs/11.1 innings) vs. NL East opponents...Three of those earned runs came against the Nationals in 6.0 innings (4.50 ERA).
- Went 3-2 with eight saves and a 3.41 ERA (14 earned runs/37.0 innings) with 15 walks and 37 strikeouts in 33 appearances with the Triple-A Syracuse Mets...Closed the year with 14.1 consecutive scoreless innings at Syracuse dating from July 3.

2018 SEASON

- Was recalled from Binghamton (AA) of the Eastern League on June 25 and made his major league debut that night vs. Pittsburgh...Allowed two runs over 2.0 innings.
- Fanned 25 batters over his 24 appearances for the Mets.
- Opponents were 0-11 with two runners on base.

2017 SEASON

- Began and spent most of the season with St. Lucie (A) of the Florida State League...Promoted to Binghamton (AA) on July 21.
- Was named to the Mid-Season Florida State League All-Star team.
- Earned a save in Game 1 of Binghamton's Eastern League semi-finals playoffs vs. Trenton...Had three strikeouts in 1.0 inning of work.
- Struck out 61 batters in 35.0 innings with St. Lucie (15.7 strikeouts per nine innings).

2016 SEASON

- Was 4-2 with a 2.50 ERA (14 earned runs/50.1 innings) in 34 games for Columbia (A) of the South Atlantic League...Also appeared in four games for St. Lucie (A).
- Was his first game action since undergoing Tommy John Surgery in 2014.

2014-2015 SEASONS

- Did not play while recovering from Tommy John surgery performed in 2014.

CAREER BESTS

WIN STREAK
None

LOSS STREAK
6 games
8/5/18-present

STRIKEOUTS, GAME
3 strikeouts
8/23/18 vs. San Francisco

LONGEST OUTING, RELIEVER
2.2 innings
6/29/18 at Miami

MOST WALKS, GAME
3 walks
2x, last, 9/8/19 vs. Philadelphia

SCORELESS STREAK
7.1 innings
5/10/19-5/24/19

BASHLOR, TYLER

BACKGROUND

- Tyler Morris Bashlor graduated from the Calvary Day High School (GA) in Savannah before attending South Georgia State College.
- Pitched in the Futures Collegiate Baseball League in Connecticut after playing in the outfield during his freshman year at South Georgia State College...Was his first pitching experience (did not pitch in high school)...Returned for his sophomore year where he pitched for the Hawks.

CAREER TRANSACTIONS

- Selected by the New York Mets in the 11th round of the 2013 First-Year Player Draft.

CAREER STATISTICS

YEAR	TEAM	W-L	ERA	G	GS	CG	SHO	SV	IP	H	R	ER	HR	HB	BB	SO	WP	BK
2013	Kingsport (R)	0-1	5.74	13	0	0	0	0	15.2	14	12	10	1	4	12	18	4	0
2014		Did Not Play - Injured																
2015		Did Not Play - Injured																
2016	Columbia (A)	4-2	2.50	34	0	0	0	3	50.1	35	16	14	2	5	28	68	11	0
	St. Lucie (A)	0-1	5.06	4	0	0	0	0	5.1	4	3	3	0	1	2	5	1	0
2017	St. Lucie (A)	2-2	4.89	34	0	0	0	10	35.0	33	21	19	1	2	21	61	0	0
	Binghamton (AA)	1-0	0.00	12	0	0	0	3	14.2	7	0	0	0	0	4	23	0	0
2018	Binghamton (AA)	0-3	2.63	20	0	0	0	7	24.0	14	8	7	2	1	12	30	0	0
	METS	0-3	4.22	24	0	0	0	0	32.0	26	16	15	6	3	12	25	1	0
2019	Syracuse (AAA)	3-2	3.41	33	0	0	0	8	37.0	29	14	14	3	2	15	37	2	0
	METS	0-3	6.95	24	0	0	0	0	22.0	21	17	17	6	0	17	20	0	0
Minor League Totals		10-11	3.31	150	0	0	0	31	182.0	136	74	67	9	15	94	242	18	0
Major League Totals		0-6	5.33	48	0	0	0	0	54.0	47	33	32	12	3	29	45	1	0

MAJOR LEAGUE HITTING TOTALS

YEAR	TEAM	AVG.	G	AB	R	H	2B	3B	HR	RBI	SH	SF	HBP	BB	SO	SB	CS	SLG	OBP	E
2019	METS	---	24	0	0	0	0	0	0	0	0	0	0	0	0	0	0	---	---	0
TOTAL		.000	46	1	0	0	0	0	0	0	0	0	0	0	1	0	0	.000	.000	1

CAREER FIELDING

POS	G	PO	A	E	PCT	TC	DP
P	48	1	1	1	.667	3	0

LONGEST TEAM SCORELESS STREAKS

The club record for consecutive shutout innings is 42.0, held by the 1969 World Champions from September 23-September 28 as they were gearing up for the playoffs...Included in that streak were six shutout frames vs. St. Louis on September 23, a complete game victory by Gary Gentry over the Cards on September 24, complete game wins by Jerry Koosman and Tom Seaver at Philadelphia on September 26 and 27 and a 2-0 victory over the Phillies on September 28...Just a few weeks earlier, the same Mets pitching staff had tossed 36.0 straight shutout innings from September 10-September 13...The longest the Mets have ever been held scoreless is 39.0 innings, from September 11-September 15, 1963.

TEAM SCORELESS STREAKS

- 42.0 innings — September 23-September 28, 1969
- 36.0 innings — September 10-September 13, 1969
- 35.0 innings — May 25-May 28, 2010



DELLIN

BETANCES

68 RHP

@DBetances68

@dbetances68

HT 6-8 WT 265 BT R TH R

OPENING DAY AGE: 32
BIRTHDATE: MARCH 23, 1988
BIRTHPLACE: NEW YORK, NY
RESIDES: BOGOTA, NJ
MLB SERVICE TIME: 6 YEARS, 78 DAYS
SIGNED BY: CESAR PRESBOTT (NEW YORK-AL)
HOW OBTAINED: SIGNED AS A FREE AGENT ON DECEMBER 24, 2019
CONTRACT STATUS: SIGNED THROUGH 2020, PLAYER OPTION FOR 2021

☆ ALL-STAR: 2014, 2015, 2016, 2017 🏆 SPORTING NEWS AL RELIEVER OF THE YEAR: 2014, 2015

CAREER HIGHLIGHTS

- Was named an American League All-Star in each season from 2014 to 2017.
- Was the first reliever in baseball history to record 100 or more strikeouts in five consecutive seasons (2014-2018) and is one of three relievers all-time with five 100-strikeout campaigns.
- Has 50 more strikeouts than any other reliever since 2014, despite missing nearly all of the 2019 season.
- His career 14.64 K/9 ratio is the second-highest all-time behind only Aroldis Chapman's 14.84 K/9 (min. 350.0 innings).
- Has held opponents to a .153 (60-392) batting average with runners in scoring position, the second-lowest mark in the majors in 1974 (min. 300 batters faced).
- Owns the AL record for consecutive relief appearances with a strikeout (44)...Set the mark during the 2018 season (May 29-September 22).

2019 SEASON

- Missed most of the season on the Injured List with a right shoulder impingement...Returned on September 15 at Toronto and whiffed both batters he faced...Suffered a partial tear of his left Achilles in that game...Missed the rest of the season.

2018 SEASON

- Opponents batted .186 (44-237)...Retired 44 of 66 first batters faced (66.7 percent).
- Struck out 115 of his 272 batters faced in 2018 (42.3%)...Ranked third among all Major League relievers (second in the American League) with 115 punchouts and a 15.53 K/9.
- Made his 300th career appearance in the Yankees' April 24 win vs. Minnesota.
- Tied a career-best with 18-straight scoreless outings from May 27-June 7, spanning 17.2 innings.
- Recorded his fifth-straight 100-strikeout season, tied for the most by a reliever all-time.

POSTSEASON

- Allowed one earned run in 5.1 innings (1.69 ERA) with seven strikeouts in three postseason relief appearances...Retired all six batters faced, striking out three, to earn his first postseason win in the American League Wild Card Game against Oakland.

2017 SEASON

- Opponents batted .141 (29-205), second-lowest in the AL (Craig Kimbrel, .140) and the fourth-lowest in AL history (min. 200 at bats).

CAREER BESTS

WIN STREAK
9 games

4/26/14-5/8/15

LOSS STREAK
6 games

6/27/17-3/31/18

STRIKEOUTS, GAME
6 strikeouts

5/15/14 at New York-NL (New York-AL)

LONGEST OUTING, STARTER
2.0 innings

9/28/11 at Tampa Bay (New York-AL)

LONGEST OUTING, RELIEVER
2.1 innings

4x, last, 8/17/15 vs. Minnesota (New York-AL)

MOST WALKS, GAME
4 walks

2x, last, 7/5/17 vs. Toronto (New York-AL)

SCORELESS STREAK
20.0 innings

7/8/15 - 8/19/15 (New York-AL)

BETANCES, DELLIN

- Led all relievers with a 34.9 percent soft contact rate...Ranked second with a 15.1 K/9.
- Was named to his fourth-straight AL All-Star team.
- Threw an immaculate inning in the eighth inning of an August 2 loss vs. Detroit, fanning Jim Adduci (swinging), Justin Upton (looking) and Miguel Cabrera (swinging).
- Collected his 500th career strikeout (Logan Morrison, looking) on September 11...Reached 500 strikeouts in 309.0 innings.

POSTSEASON

- Made five postseason relief appearances, in the ALDS and ALCS.

2016 SEASON

- Led the majors with 126 strikeouts as a reliever... Led the majors with a 15.5 K/9...Ranked second with a 42.1% strikeout rate.
- Had multiple strikeouts in eight consecutive appearances twice: April 7-23 and May 14-29.
- Struck out all four batters faced in a May 14 win vs. Chicago-AL...Was his second career game in which he faced at least four batters and retired each via strikeout (also, May 2, 2015 at Boston).
- Was named to his third AL All-Star team...Made his second career All-Star appearance in a July 12 AL win in San Diego, tossing a scoreless seventh (1.0 IP, H, 2 K).

2015 SEASON

- Led all Major League relievers in strikeouts (131) for the second consecutive season...His 1.50 ERA trailed only Wade Davis' 0.94 mark.
- Held opponents to a Major League-low .115 (10-87) batting average with runners in scoring position.
- Did not allow an earned run in his first 26 games of the season from April 8-June 2 (29.1 innings), the fourth-longest season-opening streak since 1912.
- Did not allow an earned run in his first 33 road outings in 2015...Matched the longest season-opening streak of road appearances without an earned run by any Major League pitcher since 1912 (also Cleveland's Steve Olin over his first 33 road appearances in 1992)...Went 38 consecutive road games without allowing an earned run from August 28, 2014-September 22, 2015.
- Was named to his second career All-Star team... Made his All-Star debut in the AL win in Cincinnati on July 14, tossing a scoreless seventh inning.
- Did not allow a home run over a career-best 54-game stretch from August 16, 2014-July 3, 2015.

POSTSEASON

- Made his postseason debut in the Yankees' AL Wild Card Game loss vs. Houston on October 6... Allowed one run on one hit while walking one and striking out four in 1.2 innings.

2014 SEASON

- Went 5-0 with one save and a 1.40 ERA (14 earned runs/90.0 innings)...Opponents batted .149 (46-308)...Of his 270 outs, 135 came via strikeout (50.0%).
- His 135 strikeouts were most for any Major League reliever since the Cubs' Carlos Mármol had 138 in 2010.
- His 13.3 K/9 and 4.6 H/9 were the best in the majors (min. 75.0 innings).
- Became the first rookie relief pitcher in baseball history to strike out at least 50 batters (had 51) through his team's first 50 games of a season.
- Was named to his first career All-Star Game.
- Struck out his 100th batter on August 5 vs. Detroit in his 50th game of the season.
- Was also named to the *Baseball America* All-Rookie Team.

2012 SEASON

- Was placed on the minor league disabled list on August 23 with right shoulder inflammation...Was reinstated from the minor league D.L., recalled from Trenton and placed on the 60-day disabled list on September 19.

2011 SEASON

- Made his Major League debut on September 22 in a loss vs. Tampa Bay, allowing two earned runs, four walks, and hitting a batter in just 0.2 innings.
- Made his first career start on September 28 at Tampa Bay, tossing 2.0 scoreless innings.
- Was an Eastern League Mid-Season All-Star.

2010 SEASON

- Began the season on the disabled list recovering from Tommy John surgery.
- Made his season debut on June 10 with Tampa (A)...Made two postseason starts for Trenton (AA).

2009 SEASON

- Was placed on the disabled list on June 25 with elbow inflammation...Underwent Tommy John surgery on August 27 and missed the remainder of the season.

2006 SEASON

- Made his pro debut with the GCL Yankees (R).

BACKGROUND

- Dellin Betances [DELL-in beh-TAN-siss] has ties to all five boroughs of New York City...Was born in Manhattan's Washington Heights neighborhood, grew up on the Lower East Side, went to high school in Brooklyn, made his pro debut for the Staten Island (A) Yankees, spent the first decade of his major league career in the Bronx and now joins the Mets in Queens.
- Has two older brothers and a younger sister...His father, Jaime, has been a livery cab driver in New York City for over 20 years.
- As a senior at Grand Street Campus High School in Brooklyn, set a school record with 20 strikeouts in a single game...Became the first player from New York City to be honored as an Aflac All-American in 2005...During the 2005 regular season, posted a 6-0 record with a 0.22 ERA, allowing just one earned run while recording 100 strikeouts in 41.2 innings...also played basketball for part of his high school career.
- Was offered a full scholarship to Vanderbilt University before being drafted by the Yankees.
- Played with Clayton Kershaw and Tyson Ross on Team USA's 2005 Junior Olympic team.
- In May 2018, partnered with CC Sabathia's PitCCh In Foundation to host an All-Star Baseball Clinic in Brooklyn at Betances' old high school...invited his former little league and other local organizations from the Lower East Side to the event.
- Was named the *Latinosports.com* "Latino MVP Player of the Year" in both 2015 and 2016.

- Along with Andrew Miller and teammate Aroldis Chapman, was honored with the "Willie, Mickey and the Duke" Award from the New York BBWAA...Received his award at the annual writers dinner on January 21, 2017.
- Was named the "Sid Mercer/Dick Young New York Player of the Year" by members of the New York chapter of the BBWAA...Was presented his award at the annual writers dinner on January 24, 2015.
- Received a 2015 Thurman Munson Award for success on the field and in the philanthropic community.
- Helped hand out gifts to children at the Yankees' Winter Wonderland event in December 2014.

CAREER TRANSACTIONS

- Selected by the New York Yankees in the eighth round of the 2006 Amateur Draft.
- Placed on the 10-day injured list on March 28, 2019 with a right shoulder impingement...Transferred to the 60-day Injured List on May 9, 2019.
- Returned from rehab assignment on September 14, 2019 and was reinstated on September 15, 2019.
- Was placed on the 60-day injured list on September 18, 2019 with a partial tear of the left Achilles' tendon.
- Signed by the New York Mets as a free agent on December 24, 2019.

CAREER STATISTICS

YEAR	TEAM	W-L	ERA	G	GS	CG	SHO	SV	IP	H	R	ER	HR	HB	BB	SO	WP	BK
2006	GCL Yankees (R)	0-1	1.16	7	7	0	0	0	23.1	14	5	3	1	1	7	27	2	1
2007	Staten Island (A)	1-2	3.60	6	6	0	0	0	25.0	24	11	10	0	2	17	29	3	1
2008	GCL Yankees (R)	0-1	8.53	3	2	0	0	0	6.1	13	7	6	0	0	3	6	2	0
	Charleston (A)	9-4	3.67	22	22	0	0	0	115.1	87	57	47	9	11	59	135	9	3
2009	Tampa (A)	2-5	5.48	11	11	0	0	0	44.1	48	29	27	2	2	27	44	3	0
	Trenton (AA)	0-0	3.77	3	3	0	0	0	14.1	10	7	6	3	1	3	20	3	0
2011	Trenton (AA)	4-6	3.42	21	21	0	0	0	105.1	86	49	40	7	9	55	115	5	1
	Scranton/Wilkes-Barre (AAA)	0-3	5.14	4	4	1	0	0	21.0	16	12	12	2	1	15	27	2	0
	NEW YORK (AL)	0-0	6.75	2	1	0	0	0	2.2	1	2	2	0	1	6	2	0	0
2012	Trenton (AA)	3-4	6.51	11	10	0	0	0	56.2	73	49	41	4	6	30	53	7	1
	Scranton/Wilkes-Barre (AAA)	3-5	6.39	16	16	0	0	0	74.2	71	58	53	9	6	69	71	13	3
2013	Scranton/Wilkes-Barre (AAA)	6-4	2.68	38	6	0	0	5	84.0	52	25	25	2	7	42	108	8	0
	NEW YORK (AL)	0-0	10.80	6	0	0	0	0	5.0	9	6	6	1	0	2	10	0	0
2014	NEW YORK (AL)	5-0	1.40	70	0	0	0	1	90.0	46	15	14	4	4	24	135	2	1
2015	NEW YORK (AL)	6-4	1.50	74	0	0	0	9	84.0	45	17	14	6	3	40	131	9	0
2016	NEW YORK (AL)	3-6	3.08	73	0	0	0	12	73.0	54	31	25	5	1	28	126	6	0
2017	NEW YORK (AL)	3-6	2.87	66	0	0	0	10	59.2	29	20	19	3	11	44	100	5	1
2018	NEW YORK (AL)	4-6	2.70	66	0	0	0	4	66.2	44	22	20	7	5	26	115	4	1
2019	NEW YORK (AL)	0-0	0.00	1	0	0	0	0	0.2	0	0	0	0	0	0	2	0	0
Minor League Totals		36-36	3.99	156	122	1	0	5	641.1	537	327	284	40	49	346	723	60	10
Major League Totals		21-22	2.36	358	1	0	0	36	381.2	228	113	100	26	25	170	621	26	3

CAREER PLAYOFF STATISTICS

YEAR	RND	TEAM/OPP	W-L	ERA	G	GS	CG	SHO	SV	IP	H	R	ER	HR	HB	BB	SO	WP	BK
2015	ALWC	NY Yankees vs. OAK	0-0	5.40	1	0	0	0	0	1.2	1	1	1	0	0	1	4	0	0
2017	ALWC	NY Yankees vs. MIN								Did Not Play									
	ALDS	NY Yankees vs. CLE	0-1	3.00	3	0	0	0	0	3.0	1	1	1	0	0	3	5	0	0
	ALCS	NY Yankees vs. HOU	0-0	9.00	2	0	0	0	0	1.0	1	1	1	0	0	2	1	0	0
2018	ALWC	NY Yankees vs. OAK	1-0	0.00	1	0	0	0	0	2.0	0	0	0	0	0	0	3	0	0
	ALDS	NY Yankees vs. BOS	0-0	2.70	2	0	0	0	0	3.1	3	1	1	0	0	1	4	1	0
2019	ALDS	NY Yankees vs. MIN								Did Not Play - Injured									
	ALCS	NY Yankees vs. HOU								Did Not Play - Injured									
Postseason Totals			1-1	3.27	9	0	0	0	0	11.0	6	4	4	0	0	7	17	1	0
Wild Card Totals			1-0	2.45	2	0	0	0	0	3.2	1	1	1	0	0	1	7	0	0
Division Series Totals			0-1	2.84	5	0	0	0	0	6.1	4	2	2	0	0	4	9	1	0

ALL-STAR GAME

YEAR	LEAGUE/SITE	W-L	ERA	G	GS	CG	SHO	SV	IP	H	R	ER	HR	HB	BB	SO	WP	BK	
2014	AL/Minnesota								Did Not Play										
2015	AL/Cincinnati	0-0	0.00	1	0	0	0	0	1.0	0	0	0	0	0	0	1	1	0	0
2016	AL/San Diego	0-0	0.00	1	0	0	0	0	1.0	1	0	0	0	0	0	2	0	0	
2017	AL/Miami	0-0	0.00	1	0	0	0	0	1.0	1	0	0	0	0	2	2	0	0	
All Star Game Totals			0-0	0.00	3	0	0	0	3.0	2	0	0	0	0	3	5	0	0	

WORLD BASEBALL CLASSIC

YEAR	CLUB	W-L	ERA	G	GS	CG	SHO	SV	IP	H	R	ER	HR	HB	BB	SO	WP	BK
2017	Dominican Republic	0-0	0.00	5	0	0	0	0	5.0	3	0	0	0	0	3	5	0	0

MAJOR LEAGUE HITTING TOTALS

YEAR	TEAM	AVG.	G	AB	R	H	2B	3B	HR	RBI	SH	SF	HBP	BB	SO	SB	CS	SLG	OBP	E
2019	NEW YORK (AL)	.000	0	0	0	0	0	0	0	0	0	0	0	0	0	0	0	0	0	0
Career Totals		.000	28	1	0	0	0	0	0	0	0	0	0	1	0	0	0	0	0	8

Last Home Run — None

Most Hits, Game — None

Most RBI, Game — None

CAREER FIELDING

POS	G	PO	A	E	PCT	TC	DP
P	358	23	32	8	.873	63	1

MOST 100-STRIKEOUT SEASONS, RELIEVERS

From 2014-2018, Dellin Betances ran off an unprecedented streak of five-straight 100-strikeout seasons, equaling the major league record for seasons hitting triple digits in punchouts by a reliever for an entire career. Below are the nine relief pitchers with at least four 100-strikeout seasons:

Pitcher	Seasons	Years	Pitcher	Seasons	Years
Dellin Betances	5	2014-2018	Billy Wagner	4	1997, 1999, 2003, 2010
Goose Gossage	5	1975, 1977-78, 1980, 1982	Duane Ward	4	1989-92
Rollie Fingers	5	1972-73, 1975-77	Rob Dibble	4	1989-92
Kenley Jansen	4	2013-14, 2016-17	Dick Radatz	4	1962-65
Aroldis Chapman	4	2012-2015	10 tied with	3	--



NON-ROSTER INVITEE

MATT

BLACKHAM

82 RHP

Twitter: [Mattylze1793](#)
Instagram: [miblackham](#)

HT	5-10	WT	150	BT	R	TH	R
----	-------------	----	------------	----	----------	----	----------

OPENING DAY AGE: **27**
 BIRTHDATE: **JANUARY 7, 1993**
 BIRTHPLACE: **GUNNISON, UT**
 RESIDES: **OVERLAND PARK, KS**
 MLB SERVICE TIME: **0 YEAR, 0 DAYS**
 SIGNED BY: **JARRETT ENGLAND**
 HOW OBTAINED: **METS 29TH ROUND PICK IN THE 2014 FIRST-YEAR DRAFT**
 CONTRACT STATUS: **SIGNED THROUGH 2020**

BLACKHAM, MATT

2019 SEASON

- Split the season between Binghamton (AA) and Syracuse (AAA) where he went 8-2 with six saves, a 2.60 ERA (16 earned runs/55.1 innings) with 28 walks and 70 strikeouts in 40 appearances.
- Recorded six saves and pitched to a 5-2 record with a 2.72 ERA (12 earned runs/39.2 innings) in 28 games with Binghamton.

2018 SEASON

- Appeared in 39 games between St. Lucie (A) and Binghamton (AA)...Went 5-3 with two saves, a 2.70 ERA (15 earned runs/50.0 innings) with 30 walks and 65 strikeouts.
- Promoted to Binghamton (AA) after posting a 1.90 ERA (five earned runs/23.2 innings) in 17 games with St. Lucie (A).
- Following the season, played for Scottsdale in the Arizona Fall League...Appeared in nine games and owned a 2.70 ERA (one earned run/10.0 innings).

2017 SEASON

- Struck out 13.02 batters per 9.0 innings, the highest ratio of any reliever in the South Atlantic League.
- Had the lowest batting average against (.185) and the fewest baserunners per 9.0 innings among relievers in the South Atlantic League.

2016 SEASON

- Missed the entire season while recovering from an olecranon fracture that required a screw to be placed into his elbow.

2015 SEASON

- Did not pitch after July 22 after having surgery to reposition the ulnar nerve in his pitching elbow.

BACKGROUND

- Matthew Izol Blackham graduated from Olathe Northwest (KS) High School.
- Attended Middle Tennessee State University after transferring from Johnson County (KS) Community College.
- Earned second team All-Jayhawk League honors for Johnson County Community College.
- His brother Adam played baseball at Utah State.

CAREER TRANSACTIONS

- Selected by the New York Mets in the 29th round of the 2014 First-Year Player Draft.

CAREER STATISTICS

YEAR	TEAM	W-L	ERA	G	GS	CG	SHO	SV	IP	H	R	ER	HR	HB	BB	SO	WP	BK	
2014	Kingsport (R)	2-0	1.42	11	0	0	0	0	19.0	10	6	3	2	0	9	25	6	0	
2015	Brooklyn (A)	2-2	3.82	6	6	0	0	0	30.2	25	16	13	0	1	12	42	1	0	
2016		Injured - Did Not Play																	
2017	Columbia (A)	4-2	1.43	40	0	0	0	8	56.2	37	11	9	0	2	19	82	4	0	
2018	St. Lucie (A)	4-1	1.90	17	0	0	0	2	23.2	11	5	5	1	1	13	29	4	0	
	Binghamton (AA)	1-2	3.42	22	0	0	0	0	26.1	18	12	10	2	1	17	36	2	0	
2019	Syracuse (AAA)	3-0	2.30	12	0	0	0	0	15.2	10	4	4	1	2	7	11	4	0	
	Binghamton (AA)	5-2	2.72	28	0	0	0	6	39.2	21	16	12	4	0	21	59	4	0	
Minor League Totals		21-9	2.38	136	6	0	0	16	211.2	132	70	56	10	7	98	284	25	0	



NON-ROSTER INVITEE

AUSTIN

BOSSART

75 C

HT	6-2	WT	210	BT	R	TH	R
----	-----	----	-----	----	---	----	---

OPENING DAY AGE: 26
 BIRTHDATE: JULY 4, 1993
 BIRTHPLACE: ABILENE, TX
 RESIDES: MURRAY, KY
 MLB SERVICE TIME: 0 YEARS, 0 DAYS
 SIGNED BY: PAUL MURPHY (PHILADELPHIA)
 HOW OBTAINED: ACQUIRED FROM PHILADELPHIA IN EXCHANGE FOR LHP JASON VARGAS ON JULY 29, 2019
 CONTRACT STATUS: SIGNED THROUGH 2020

2019 SEASON

- Began the season in the Phillies organization... Appeared in 63 games with Reading (AA) of the Eastern League, making 60 starts behind the plate and drawing a career-high 30 walks.
- Acquired by the Mets on July 29...Spent the remainder of the season with Binghamton (AA) of the Eastern League.

2018 SEASON

- Caught 23 of 71 (32.4%) runners attempting to steal.
- Posted a .996 fielding percentage (two errors in 494 total chances) in 51 games at catcher.

2017 SEASON

- Hit safely in 11 straight games from July 15-August 9...Batted .325 (13-40) with two doubles.

2016 SEASON

- Hit .340/.368/.415 in 18 games with Clearwater (A) to end the season.
- Played for Scottsdale in the Arizona Fall League.

2015 SEASON

- Was the starting catcher for the South Team in the NYPL All-Star Game.
- Had an 18-game hitting streak from July 6-August 14...Batted .431 (28-65) with five doubles, a home run and 12 RBI.

BACKGROUND


- Austin McCoy Bossart [BOH-sart] graduated from O'Fallon Township (IL) High School...Was a four-year letterwinner in both baseball and hockey... Member of conference championship teams as a junior and senior...Team MVP and First-Team All-State in 2011...Also named Third-Team All-Metro St. Louis in 2011.
- Attended the University of Pennsylvania... Named the 2015 Co-Ivy League Player of the Year for baseball...Shared honor with Gus Craig from Columbia...Was the first time in Ivy League Baseball history the award was shared.
- Named to the Johnny Bench Award Watch List for three consecutive years from his sophomore-senior seasons...Was named a finalist as a senior... Also was a two-time first-team All-Ivy selection as a junior and a senior.
- As a senior, finished the regular season fourth in the Ivy League in batting average (.358; 49-137) and fifth in on-base percentage (.420).

CAREER TRANSACTIONS

- Selected by the Philadelphia Phillies in the 14th round of the 2015 First-Year Player Draft.
- Acquired by the New York Mets from Philadelphia in exchange for LHP Jason Vargas on July 29, 2019.

CAREER STATISTICS

YEAR	TEAM	AVG	G	AB	R	H	2B	3B	HR	RBI	SH	SF	HBP	BB	SO	SB	CS	SLG	OBP	E
2015	Williamsport (A)	.333	37	138	15	46	7	1	1	19	1	1	6	0	18	0	2	.420	.359	5
2016	Lakewood (A)	.263	30	99	18	26	5	0	1	9	2	0	3	8	12	0	0	.343	.336	3
	Clearwater (A)	.340	18	53	6	18	4	0	0	9	0	1	0	3	9	0	0	.415	.368	2
2017	Reading (AA)	.250	1	4	0	1	0	0	0	0	0	0	0	1	0	0	0	.250	.250	0
	Clearwater (A)	.244	55	180	14	44	10	0	2	18	2	2	3	8	42	2	0	.333	.285	6
2018	Reading (AA)	.273	54	176	17	48	6	1	7	29	0	0	2	11	38	0	0	.438	.323	2
2019	Reading (AA)	.195	63	200	27	39	7	0	7	28	2	2	2	30	47	2	0	.335	.303	6
	Binghamton (AA)	.200	19	60	4	12	6	0	0	4	0	1	2	7	16	0	0	.300	.300	1
Minor League Totals		.257	277	910	101	234	45	2	18	116	7	7	18	67	183	4	2	.370	.318	25



BRAD

BRACH

29 RHP

HT	6-6	WT	215	BT	R	TH	R
----	-----	----	-----	----	---	----	---

OPENING DAY AGE: 33
 BIRTHDATE: APRIL 12, 1986
 BIRTHPLACE: FREEHOLD, NJ
 RESIDES: NASHVILLE, TN
 MLB SERVICE TIME: 7 YEARS, 63 DAYS
 SIGNED BY: JIM BRETZ (SAN DIEGO)
 HOW OBTAINED: SIGNED AS A FREE AGENT ON DECEMBER 6, 2019
 CONTRACT STATUS: SIGNED THROUGH 2020

☆ ALL-STAR: 2016 (AL)

CAREER HIGHLIGHTS

- Has 33 wins since the start of the 2014 season, the most among relievers in the majors.
- Appeared in a career-high 71 games in 2016...Was named an AL All-Star with Baltimore.
- Since the start of the 2015 season, Brach has appeared in 327 games, the ninth-most in among all pitchers in that span.

2019 SEASON

- Appeared in 42 games with the Cubs before being released... Signed with the Mets on August 8.
- Posted a 3.68 ERA (six earned runs/14.2 innings) in 16 games with New York, earning six holds.
- Did not allow a run in 12 of his 16 outings as a Met.
- Held right-handed hitters to a .211 batting average (28-138), and a .194 average (7-36) with the Mets.
- Allowed three earned runs in 15.2 innings (1.72 ERA) against National League East opponents (does not include two outings against Mets as a member of the Cubs).
- Owned a 5.0 K/BB ratio with New York.

2018 SEASON

- Was traded to Atlanta on July 29 and went 1-2 with one save and a 1.52 ERA (four earned runs/23.2 innings) in 27 outings with the Braves.
- Held righties to a .243 average (37-152), while lefties batted .330 (35-106).

POSTSEASON

- Appeared in two NLDS games, allowing one run on two hits in 1.1 innings.

2017 SEASON

- Notched his first save of the season, April 19 at Cincinnati...Was his first save since June 8, 2016.
- Held divisional opponents to a .188 average (34-128) in 33 games.

2016 SEASON

- Selected to the 2016 All-Star Game, his first career All-Star selection...Chosen by the manager (Ned Yost) in conjunction with Major League Baseball and did not pitch in the game.
- Ranked sixth among AL relievers in strikeouts (92) and third among AL relievers with 79.0 innings...Struck out at least one batter in 55 of his 71 appearances...Tied for the Major League lead with 10 wins in relief.

CAREER BESTS

WIN STREAK
7 games

9/7/12-8/26/14

LOSS STREAK
4 games

9/10/11-7/29/12

STRIKEOUTS, GAME
4 strikeouts

7x, last, 4/29/18, Baltimore vs. Detroit

LONGEST OUTING
4.0 innings

5/21/14, Baltimore at Pittsburgh

MOST WALKS, GAME
5 walks

6/8/14 Baltimore vs. Oakland

SCORELESS STREAK
16.1 innings

6/23/15-8/5/15

BRACH, BRAD

POSTSEASON

- Threw 1.1 innings in the AL Wild Card Game at Toronto.

2015 SEASON

- Ranked fifth among American League relievers with 89 strikeouts...Tossed the second-most innings among AL relievers (79.1) and ranked 20th with 10.10 K/9.0 IP.
- Earned his first career major league save on May 2 at Tampa Bay...Over his last 42 games (beginning June 11), he posted a 1.92 ERA (11 earned runs/51.2 innings).
- Posted a career scoreless streak (16.1 innings) from June 23-August 5.

2014 SEASON

- Had three stints with the Orioles: May 2-6, May 16-June 9, and June 21-end of the season...Made Orioles debut on May 3 at Minnesota...Tossed career-high 4.0 scoreless innings on May 21 at Pittsburgh.
- In 25 games from June 23-September 2, pitched to a 1.07 ERA (four earned runs/33.2 innings).
- Led AL relievers with a .875 winning percentage... Tied for fourth among AL relievers in wins (seven).

POSTSEASON

- Earned the win in Game 2 of the ALDS, tossing 0.2 scoreless innings.
- Appeared in Game 2 of the ALCS, allowing one hit over 1.2 scoreless frames.

2013 SEASON

- Made San Diego's Opening Day roster, posting a 4.76 ERA (nine earned runs/17.0 innings) in his first 19 games before being optioned on May 18... Had four additional stints with the club after being optioned, June 23-26, July 8-14, August 24-26, and September 3-end of season.

2012 SEASON

- Made his first career Opening Day roster, spending the majority of the season in the majors with San Diego.
- Led National League rookies with 67 games pitched (third in the majors) and finished with the second-most strikeouts (75) among NL rookie relievers (fifth in the majors).
- Allowed just five of his 46 inherited runners to score (89.1 percent of inherited runners stranded), the second-best percentage among all qualifying relievers.
- Posted 10.1 K/9.0 IP...Held righties hitters to a .188 (28-149) average while lefties hit .239 (22-92).

2011 SEASON

- Split the majority of the season between San Antonio (AA) and Tucson (AAA), also seeing his first Major League action during the last month of the season.
- Was selected from Tucson on August 31 and made his Major League debut that day at the Dodgers, working 1.1 scoreless frames (three strikeouts).
- Named a Texas League mid-season and post-season All-Star.
- Recorded the 100th save of his professional career on July 1.
- Named PCL Pitcher of the Week, August 22-28.

2010 SEASON

- Named California League Pitcher of the Year after posting a league-record 41 saves with Lake Elsinore (A).
- Named a mid-season and post-season California League All-Star.

2009 SEASON

- Was the *MLB.com* Class-A Relief Pitcher of the Year, pitching the entire season at Fort Wayne (A).
- Tallied a Midwest League-leading 33 saves in 60 appearances for Fort Wayne (A).
- Honored as a Midwest League Mid-Season and Post-Season All-Star.

2008 SEASON

- Made his pro debut in the Arizona League and recorded four saves with the Padres1 (R)...Allowed just five runs in 18 games (22.1 innings).

BACKGROUND

- Brad Matthew Brach [BROCK] graduated from Freehold Township High School (NJ) and attended Monmouth University (NJ).
- Grew up rooting for the Mets...Attended Game 3 of the 2015 World Series at Citi Field as a fan.
- Finished his collegiate career as the school's all-time leader in career wins (29) and strikeouts (277)...Was inducted into the Monmouth Athletics Hall of Fame in December 2016.
- Was a teammate of his brother, Brett, in both high school and college...Brett Brach pitched in Cleveland's farm system from 2009-2014.
- Lettered in basketball in high school, sinking 86 career three-point shots.
- Named the NJ Sports Writers Association's 2012 Relief Pitcher of the Year.

CAREER TRANSACTIONS

- Selected by San Diego in the 42nd round of the 2008 First-Year Player Draft.
- Acquired by Baltimore from San Diego in exchange for RHP Devin Jones on November 25, 2013.
- Acquired by Atlanta from Baltimore in exchange for international bonus pool money on July 29, 2018.
- Signed by the Chicago Cubs as a free agent to a one-year contract with a club/player option for 2020 on February 11, 2019.
- Released by Cubs on August 5, 2019...Signed by the New York Mets as a free agent on August 8.
- Re-signed by New York to a one-year contract with a player option for 2021 on December 6, 2019.

CAREER STATISTICS

YEAR	TEAM	W-L	ERA	G	GS	CG	SHO	SV	IP	H	R	ER	HR	HB	BB	SO	WP	BK
2008	AZL Padres (R)	1-1	2.01	18	0	0	0	4	22.1	21	5	5	0	2	5	33	2	0
2009	Fort Wayne (A)	3-3	1.27	60	0	0	0	33	63.2	36	10	9	1	4	11	82	3	0
2010	Lake Elsinore (A)	5-2	2.47	62	0	0	0	41	65.2	50	20	18	6	0	11	74	2	1
2011	San Antonio (AA)	2-2	2.25	42	0	0	0	23	44.0	32	11	11	3	2	5	64	3	0
	Tucson (AAA)	1-3	3.90	25	0	0	0	11	27.2	28	13	12	1	0	7	30	4	0
2012	SAN DIEGO (NL)	0-2	5.14	9	0	0	0	0	7.0	9	5	4	0	1	7	11	1	0
	SAN DIEGO (NL)	2-4	3.78	67	0	0	0	0	66.2	50	28	28	11	2	33	75	4	0
2013	Tucson (AAA)	2-1	2.79	10	0	0	0	3	9.2	11	3	3	0	0	1	5	1	0
	SAN DIEGO (NL)	1-0	3.19	33	0	0	0	0	31.0	36	15	11	3	0	19	31	4	0
2014	Tucson (AAA)	4-3	2.84	33	0	0	0	3	44.1	43	15	14	5	2	14	44	1	0
	Norfolk (AAA)	3-1	3.47	17	0	0	0	1	23.1	26	10	9	1	0	6	43	2	0
2015	BALTIMORE (AL)	7-1	3.18	46	0	0	0	0	62.1	48	24	22	6	1	25	54	2	0
	BALTIMORE (AL)	5-3	2.72	62	0	0	0	1	79.1	57	25	24	7	0	38	89	1	0
2016	BALTIMORE (AL)	10-4	2.05	71	0	0	0	2	79.0	57	23	18	7	0	25	92	4	1
	BALTIMORE (AL)	4-5	3.18	67	0	0	0	18	68.0	51	27	24	7	0	26	70	4	1
2018	BALTIMORE (AL)	1-2	4.85	42	0	0	0	11	39.0	50	24	21	4	0	19	38	1	0
	ATLANTA (NL)	1-2	1.52	27	0	0	0	1	23.2	22	8	4	1	1	9	22	2	1
2019	CHICAGO (NL)	4-3	6.13	42	0	0	0	0	39.2	42	27	27	3	1	28	45	3	0
	METS	1-1	3.68	16	0	0	0	0	14.2	15	6	6	1	0	3	15	0	0
Minor League Totals		21-16	2.42	267	0	0	0	119	300.2	247	87	81	17	10	60	375	18	1
Major League Totals		36-27	3.33	482	0	0	0	33	510.1	437	212	189	50	6	232	542	26	3

CAREER PLAYOFF STATISTICS

YEAR	RND	TEAM/OPP	W-L	ERA	G	GS	CG	SHO	SV	IP	H	R	ER	HR	HB	BB	SO	WP	BK
2014	ALDS	BAL vs. DET	1-0	0.00	1	0	0	0	0	0.2	0	0	0	0	0	0	0	0	0
	ALCS	BAL vs. KC	0-0	0.00	1	0	0	0	0	1.2	1	0	0	0	0	2	1	0	0
2016	ALWC	BAL vs. TOR	0-0	0.00	1	0	0	0	0	1.1	2	0	0	0	0	1	2	0	0
2018	NLDS	ATL vs. LAD	0-0	6.75	2	0	0	0	0	1.1	2	1	1	1	0	2	2	0	0
Postseason Totals			1-0	1.80	5	0	0	0	0	5.0	5	1	1	1	0	5	5	0	0
DS Totals			1-0	4.50	3	0	0	0	0	2.0	2	1	1	1	0	2	2	0	0

ALL-STAR GAME

YEAR	LEAGUE/SITE	W-L	ERA	G	GS	CG	SHO	SV	IP	H	R	ER	HR	HB	BB	SO	WP	BK
2016	AL/San Diego	Did Not Pitch																

MAJOR LEAGUE HITTING TOTALS

YEAR	TEAM	AVG.	G	AB	R	H	2B	3B	HR	RBI	SH	SF	HBP	BB	SO	SB	CS	SLG	OBP	E
2019	CHICAGO (NL)/METS	.250	53	4	0	1	0	0	0	1	1	0	0	0	1	0	0	.250	.250	0
TOTAL		.200	212	5	0	1	0	0	0	1	2	0	0	0	1	0	0	.200	.200	7

Last Home Run — None

Most Hits, Game — 1, July 1, 2019, Chicago-NL at Pittsburgh

Most RBI, Game — 1, July 1, 2019, Chicago-NL at Pittsburgh

CAREER FIELDING

POS	G	PO	A	E	PCT	TC	DP
P	482	27	47	7	.914	81	8



ROBINSON
CANÓ

24 INF

@RobinsonCano
 @robinsoncano

HT **6-0** WT **212** BT **L** TH **R**

OPENING DAY AGE: **37**
BIRTHDATE: **OCTOBER 22, 1982**
OPENING DAY AGE: **SAN PEDRO DE MACORIS, DR**
RESIDES: **SAN PEDRO DE MACORIS, DR**
MAJOR LEAGUE SERVICE TIME: **14 YEARS, 76 DAYS**
SIGNED BY: **CARLOS RIOS (NEW YORK-AL)**
HOW OBTAINED: **ACQUIRED FROM SEATTLE ALONG WITH RHP EDWIN DIAZ AND CASH CONSIDERATIONS IN EXCHANGE FOR OF JAY BRUCE, RHP ANTHONY SWARZAK, RHP GERSON BAUTISTA, RHP JUSTIN DUNN AND OF JARRED KELENIC ON DECEMBER 3, 2018**
CONTRACT STATUS: **SIGNED THROUGH 2023**

☆ **ALL-STAR:** 2006, 2010-14, 2016-17 ✕ **SILVER SLUGGER:** 2006, 2010-13 🏆 **GOLD GLOVE:** 2010, 2012
 HR DERBY CHAMPION: 2011 ☆ **ALL-STAR GAME MVP:** 2017 ☆ **WORLD BASEBALL CLASSIC MVP:** 2013

CAREER HIGHLIGHTS

- From 2005-2019, led all players with 2,570 hits and 562 doubles...His 1,234 runs scored and 1,272 RBI are the fourth-most in the majors over the last 15 seasons.
- Led all players with 1,695 hits and 363 doubles in the 2010s.
- Entering the 2020 season, he ranks third among active players in hits (2,570), RBI (1,272), total bases (4,170) and extra-base hits (919) and fourth in runs scored (1,234).
- Enters the 2020 season ranked in the top-100 all-time in hits.
- Is an eight-time All-Star...Was the AL's starting second baseman each season from 2010-2014...Also earned All-Star nods in 2006, 2016 and 2017...Was the 2017 All-Star Game MVP (hit a game-winning home run in the 10th inning).
- Has been recognized as a Silver Slugger award-winner five times (2006, 2010-2013)...Is a two-time Gold Glove-winning second baseman (2010, 2012).
- Finished in the top-six in voting for AL MVP each season from 2010-2014, including a third-place finish after the 2010 season... Added another top-10 MVP finish in 2016, when he earned the eighth-most points.
- Was the 101st player and the sixth Dominican-born player (joining Adrián Beltré, Albert Pujols, Vladimir Guerrero, Julio Franco and Manny Ramírez) to reach 2,500 hits on May 7, 2019.
- Ranks second all-time with 308 home runs as a second baseman...Jeff Kent is first with 351...Is the 14th player in major league history with at least 10 homers in each of his first 15 seasons...Kent is the only other second baseman to do so.
- His 15 consecutive seasons with double-digit home runs is the second-longest active streak in the majors, trailing only Albert Pujols (19-straight seasons)...Only Jeff Kent (16) has more double-digit homer seasons as as primary second baseman.
- Is one of three players in MLB history to tally at least 150 hits in each of his first 13 seasons in the majors...Richie Ashburn (1948-1960) and Paul Waner (1926-1938) are the others.
- Is the 16th player in major league history to record a career batting average of .300 or better while collecting at least 1,000 runs, 2,000 hits, 500 doubles, 300 home runs and 1,000 RBI.
- Is a two-time AL Player of the Month winner (September 2006, April 2010) and a seven-time AL Player of the Week honoree.

CAREER BESTS

HITS, GAME

5 hits

2x, last, 8/16/15, Seattle at Boston

HOME RUNS, GAME

3 home runs

7/23/19 vs. San Diego

MULTI-HR GAMES

23 games

22 two-home run games

1 three-home run game

LEADOFF HR

None

INSIDE-THE-PARK HR

None

WALK-OFF HOME RUNS

1 walk-off home run

8/28/09,

New York-AL vs. Chicago-AL
(Randy Williams)

PINCH-HIT HOME RUNS

2 pinch-hit home runs

last, 4/14/08,

New York (AL) at Tampa Bay
(Alberto Reyes)

RBI, GAME

6 RBI

4x, last, 6/22/17, Seattle vs. Detroit

STOLEN BASES, GAME

1 stolen base

51x, last, 6/18/17, Seattle at Texas

HITTING STREAK

23 games

6/24/12-7/20/12

GRAND SLAMS

11 grand slams

last, 6/22/17, Seattle vs. Detroit
(Francisco Rodríguez)

2019 SEASON

- Missed time with three stints on the Injured List, twice with a strained left quad and once with a torn left hamstring.
- Reached safely in 10-straight plate appearances from August 3-September 6, going 8-8 with three doubles, a homer, three RBI, six runs scored and two walks.
- Recorded his 2,500th career hit during a season-best-tying four-hit effort on May 7 at San Diego.
- Had nine homers, 21 RBI and a .880 OPS in 42 games after the All-Star break after hitting four home runs with 18 RBI and a .646 OPS in 65 games in the first half.
- Became the 10th player in franchise history to homer in his first at-bat as a Met, taking Max Scherzer deep in the first inning on Opening Day...The last Met to accomplish the feat was Mike Jacobs on August 21, 2005 vs. Washington at Shea Stadium.
- Went 4-4 with three homers on July 23 vs. San Diego, becoming the 13th player in franchise history to hit three home runs in a game (14th time, last done by Yoenis Céspedes on April 11, 2017)...He was one of 21 players with a three-homer game in 2019...Was just the third Met with a three-homer game at home (also, Lucas Duda and Kirk Nieuwenhuis)...Became the oldest second baseman with a three-homer game...His 13 total bases are tied for the fourth-most in a game in Mets history.
- Returned from a one-month stint on the IL with a 3-3 performance on September 4 at Washington, including a home run.
- Logged an .856 OPS in 21 games in September after returning from his torn hamstring...Had a .710 OPS before that injury.

2018 SEASON

- Sustained a fractured fifth metacarpal on his right hand after being hit by a pitch on May 13 at Detroit...Placed on the 10-Day Disabled List on May 14...The next day, was suspended by Major League Baseball for 80 games for violating MLB's Joint Drug Prevention and Treatment Program...Returned from suspension on August 14.
- In 41 games after being reinstated from the restricted list, hit .317 (53-167) with 12 doubles, six home runs, 27 RBI and 20 runs scored...From his reinstatement through the end of the season, ranked second in the AL in hits, ninth in average, tied for ninth in doubles and tied for 11th in RBI.

- Made his first start at first base on August 14 at Oakland...Started at third base for the first time in his career on August 22 vs. Houston...Prior to those games, had never started in the field at a position other than second base in his major league career.

2017 SEASON

- Was on the 10-Day Disabled List with a strained right quad, May 16 (retroactive to May 13)-May 23.
- Earned his eighth career trip to All-Star Game where he hit a go-ahead home run in the top of the 10th inning to propel the AL to a 2-1 win over the NL in the 88th All-Star Game on July 11 in Miami...Was named All-Star Game MVP.
- Recorded his 500th career double on August 4 vs. Kansas City, making him the 63rd player in major league history with at least 500 doubles...He is the seventh second baseman (primary position) in MLB history to collect 500 doubles, joining Craig Biggio (668), Nap Lajoie (657), Charlie Gehringer (574), Jeff Kent (560), Rogers Hornsby (541) and Roberto Alomar (504).
- Hit his 300th career home run on September 21 vs. Texas to become the third primary second baseman in major league history to reach the milestone (Rogers Hornsby, 301, and Jeff Kent, 377).
- Became the fifth player in MLB history with 300 career home runs and 500 career doubles by the end of his age-34 season, joining Hall of Famers Lou Gehrig and Stan Musial and active players Albert Pujols and Miguel Cabrera.

2016 SEASON

- Was named to his seventh career All-Star Game.
- Among AL leaders, Cano ranked second in total bases (349), second in at-bats, third in multi-hit games (59), fourth in hits, seventh in home runs, tenth in slugging (.533) and posted bWAR of 7.3 sixth-best in MLB among position players.
- Led the majors with three extra inning home runs...Hit 11 home runs on the first pitch, tied for the MLB lead.
- Recorded his 1,000th career RBI in 1,707th career game on April 26 vs. Houston, making him the fifth-fastest second baseman to reach 1,000 career RBI.
- Named AL Player of the Week for the week of May 2-8.
- Reached base safely in career-best 34 straight games, April 30-June 5.
- Tallied his 450th career double on May 2 at Oakland.
- Scored his 1,000th career run on June 5 at Texas.

2015 SEASON

- Recorded his 2,000th career hit September 23 at Kansas City, becoming the 14th player in MLB history to reach the mark within his first 11 seasons.
- Was the fifth-youngest active player (32 years, 336 days) with 2,000 hits.
- Tallied the sixth walk-off hit of his career with a walk-off base hit in the 11th inning on July 7 vs. Detroit.

2014 SEASON

- Was the AL starting second baseman in his fifth consecutive All-Star Game...Became the first AL second baseman to start five straight All-Star games since Roberto Alomar (1996-2000).
- Had 37 doubles (tied for seventh in the AL)...Was sixth in the league in hits (187), on-base (.382) and batting average (.314), fourth in multi-hit games (56) and tied for seventh in doubles (37)...Was tied for 11th in AL with 12 game-winning RBI...Sixth among AL position players with 6.4 bWAR.

2013 SEASON

- Named the AL's starting second baseman in the All-Star Game held at Citi Field...Left the game early with a contusion of the right quadricep.
- Awarded his fourth straight Silver Slugger Award.
- Launched his 200th career home run August 20 (Game 1) vs. Toronto.
- Played for Dominican Republic in World Baseball Classic prior to the regular season, winning WBC Tournament MVP after batting .469 and recording the most hits (15) in a single WBC tournament... Named to WBC All-Tournament team.

2012 SEASON

- Earned his fourth career Silver Slugger Award and third straight.
- Received his second career Gold Glove Award (also 2010) at second base.
- Led major league second basemen in games played (161), hits (196), doubles (48), home runs (33), RBI (94) and batting average (.313).
- Named to his fourth career All-Star Game.
- Recorded his 300th career double on May 16 at Toronto...Hit safely in a career-high—and 2012 AL-best—23 straight games from June 24-July 20.
- Was the AL Player of the Week for June 24-July 1.

POSTSEASON

- Started all nine of the Yankees' playoff contests vs. the Orioles (ALDS) and Tigers (ALCS).

2011 SEASON

- Set a career high with 118 RBI, ranking fourth in the majors...Did not go more than two straight games without a hit.
- Won his third Silver Slugger Award.
- Named to *Sporting News* All-Star team.
- Ranked second in the majors with 81 extra-base hits, trailing only Jacoby Ellsbury (83).
- Started at second base for the AL in the 2011 All-Star Game in Arizona.
- Blasted 32 total home runs in the Home Run Derby to take home the title...His father, José, was his pitcher for the Derby.
- Appeared in his 1,000th major league game on August 1 at Chicago (AL), tallying 1,197 career hits and appearing in 588 wins...Since 1950, the only major leaguers to reach those totals through their 1,000th career game were Derek Jeter and Johnny Pesky.

POSTSEASON

- Went 3-for-5 with two doubles, a grand slam and six RBI in the Yankees' Division Series Game 1 win, matching franchise record for RBI in a postseason game.
- Became third major leaguer with three or more extra-base hits and at least six RBI in a postseason series opener, joining San Francisco's Will Clark (1989 NLCS) and Boston's Mo Vaughn (1998 ALDS).

2010 SEASON

- Led all AL second basemen in average, runs, hits, doubles, HR, RBI, slugging and on-base percentage.
- Received his first Gold Glove Award.
- Was awarded his second Silver Slugger Award (also '06) and placed third in AL MVP voting.
- Named to the *Sporting News* 2010 All-Star team.
- Became seventh second baseman to win Gold Glove and Silver Slugger in same season, joining Dustin Pedroia (2008), Placido Polanco (2007), Bret Boone (2003), Roberto Alomar (1992, '96, '99-2000), Chuck Knoblauch (1997), Frank White (1986) and Lou Whitaker (1983-85).
- Finished season with 200 hits, reaching the plateau in his final at-bat of season...Became first second baseman in the Majors with back-to-back 200 hit seasons since Carlos Baerga in 1992-93 (205 and 200, respectively).
- Started his first career All-Star Game.
- Hit his 100th career home run June 13 vs. Houston off Brian Moehler.

- Named AL co-Player of the Week with Tampa Bay's Evan Longoria for week ending August 22.

POSTSEASON

- Hit .343 with eight runs, four home runs and six RBI in the 2010 postseason.
- Hit all four home runs in the ALCS, becoming the first Yankee to hit four home runs in a single ALCS and fifth to do so in a single postseason series (also Reggie Jackson-5 HR in 1977 WS, Hank Bauer - 4 HR in 1958 WS, Lou Gehrig - 4 HR in 1928 WS and Babe Ruth - 4 HR in 1926 WS).

2009 SEASON

- Hit .320 with 103 runs, a team-high 48 doubles, two triples, 25 home runs, 85 RBI in 161 games.
- Ranked third in AL in hits, tied for third in doubles and fourth in total bases (331).

POSTSEASON

- Played every inning of the Yankees' 2009 World Series-winning playoff run.

2008 SEASON

- Struck out 65 times, tied for the fourth-fewest among AL players with at least 600 PA.

2007 SEASON

- Led AL second basemen with 97 RBI.
- Batted .328 (63-192) against lefties, the second-highest average in the majors for a left-handed batter against left-handed pitching.
- Was involved in 136 double plays, most in majors by a second baseman since Cleveland's Carlos Baerga in 1992 (138).
- Was named AL co-Player of the Week for period ending July 22 (.500/17-34, 8 R, 2 HR, 9 RBI)... Named AL co-Player of the Week for period ending August 5 (.478/11-23, 9 R, 3 HR, 9 RBI).

POSTSEASON

- Hit .333 (5-15) with a double, two homers, three RBI and three runs scored in the Yankees' four-game series defeat vs. Cleveland in the ALDS.

2006 SEASON

- Won his first Silver Slugger Award and earned his first All-Star nod (replaced on roster due to injury).
- Among AL leaders, ranked third in average (.342) and tied for ninth with 41 doubles.
- On the 15-Day Disabled List from June 27-August 8 with a left hamstring strain (missed 35 games).
- Was named AL Player of the Month for September after batting .373 (41-110).

POSTSEASON

- Started all four games of the ALDS vs. Detroit, going 2-15 (.133).

2005 SEASON

- Finished second behind Oakland's Huston Street in AL Rookie of the Year voting, receiving four first-place votes.
- Was recalled from Columbus on May 3 and made his MLB debut that night.
- Was named AL Rookie of the Month for September, batting .381 (40-105) with 22 runs, nine doubles, two triples, five homers and 16 RBI.

POSTSEASON

- Hit .263 (5-19) in five Division Series games vs. the Angels with a team-leading five RBI.

2004 SEASON

- Played in All-Star Futures Game in Houston.

2001 SEASON

- Made professional debut...Hit .230 (46-200) with three home runs and 34 RBI in 57 games with GCL Yankees...also played two games for Staten Island in the New York-Penn League.

BACKGROUND

- Robinson Jose Canó played basketball and baseball at San Pedro Apostol High School.
- Wears uniform number 24 to honor Baseball Hall of Famer Jackie Robinson, his namesake, whose number 42 has been retired throughout Major League Baseball.
- Along with his mother, Claribel, and father, José, established the RC22 Foundation in 2011 designed to provide hope to sick and underprivileged children in New York City and the Dominican Republic...In 2015, opened the RC22 DREAM School and early childhood education center in San Pedro de Macoris.
- His RC22 Foundation held a march to raise awareness for the end of domestic violence against women on January 31, 2020...He was joined by Mets manager Luis Rojas and other players, including Edwin Díaz, Eduardo Núñez, Nelson Cruz, Marcell Ozuna, Fernando Tatis Jr.
- Has a children's wing named after him (The Robinson Canó Pediatric Occupational Therapy Suite) at Hackensack University Medical Center.
- His father, Jose, was a pitcher in the Yankees, Braves and Astros organizations; appeared in six games with the Astros (three starts) in 1989.

- Visited the residence of the U.S. Ambassador to the Dominican Republic on 1/27/11 as part of MLB's "Dominican Baseball Families" initiative to support projects undertaken by the MLB Dominican Development Alliance.
- Finalist for the 2006 and 2017 Roberto Clemente Award, given annually to the Major League Baseball player who combines outstanding skills on the baseball field with devoted work in the community.
- Following the 2011 season, participated in MLB All-Star Series in Taiwan.
- Received 2010 "Joe DiMaggio Toast of the Town" Award from New York Chapter of the BBWAA.
- Was also given the 2010 "Player Citizen of the Year" Award from *latinobaseball.com*.
- Signed by Seattle as a free agent to a 10-year contract, December 12, 2013.
- On the 10-Day Disabled List, May 16 (retroactive to May 13)-May 23, 2017, with a right quad strain.
- Placed on 10-Day Disabled List on May 14, 2018 with a fractured right hand.
- Suspended by Major League Baseball for 80 games for violating MLB's Joint Drug Prevention and Treatment Program on May 15, 2018... Reinstated from the Restricted List on August 14.
- Acquired by the New York Mets from Seattle along with RHP Edwin Díaz and cash considerations in exchange for OF Jay Bruce, RHP Anthony Swarzak, RHP Gerson Bautista, OF Jarred Kelenic and RHP Justin Dunn on December 3, 2018.
- On the 10-Day Injured List, May 23-June 5, 2019 and June 9-16, 2019, with a strained left quad.
- On the 10-Day Injured List, August 5-September 3, 2019, with a torn left hamstring.
- Signed by New York-AL as a non-drafted free agent on January 5, 2001.
- On the 15-Day Disabled List, June 26-August 8, 2006, with a strained left hamstring.

CAREER TRANSACTIONS

CAREER STATISTICS

YEAR	TEAM	AVG	G	AB	R	H	2B	3B	HR	RBI	SH	SF	HB	BB	SO	SB	CS	SLG	OBP	E
2001	GCL Yankees (R)	.230	57	200	37	46	14	2	3	34	0	2	3	28	27	11	2	.365	.330	11
	Staten Island (A)	.250	2	8	0	2	0	0	0	2	0	0	0	2	0	0	0	.250	.250	1
2002	Greensboro (A)	.276	113	474	67	131	20	9	14	66	0	1	3	29	78	2	1	.445	.321	37
	Staten Island (A)	.276	22	87	11	24	5	1	1	15	1	0	0	4	8	6	1	.391	.308	3
2003	Tampa (A)	.276	90	366	50	101	16	3	5	50	0	3	4	17	49	1	1	.377	.313	13
	Trenton (AA)	.280	46	164	21	46	9	1	1	13	2	0	6	9	16	0	0	.366	.341	5
2004	Trenton (AA)	.301	74	292	43	88	20	8	7	44	0	4	3	24	40	2	4	.497	.356	12
	Columbus (AAA)	.259	61	216	22	56	9	2	6	30	3	2	1	18	27	0	1	.403	.316	4
2005	Columbus (AAA)	.333	24	108	19	36	8	3	4	24	0	0	0	6	13	0	0	.574	.368	4
	NEW YORK (AL)	.297	132	522	78	155	34	4	14	62	7	3	3	16	68	1	3	.458	.320	17
2006	NEW YORK (AL)	.342	122	482	62	165	41	1	15	78	1	5	2	18	54	5	2	.525	.365	9
	GCL Yankees (R)#	.400	1	5	0	2	0	0	0	1	0	0	0	0	0	0	0	.400	.400	0
	Trenton (AA)#	.500	3	10	1	5	2	0	0	2	0	0	0	3	1	0	0	.700	.615	0
2007	NEW YORK (AL)	.306	160	617	93	189	41	7	19	97	1	4	8	39	85	4	5	.488	.353	13
2008	NEW YORK (AL)	.271	159	597	70	162	35	3	14	72	1	5	5	26	65	2	4	.410	.305	13
2009	NEW YORK (AL)	.320	161	637	103	204	48	2	25	85	0	4	3	30	63	5	7	.520	.352	12
2010	NEW YORK (AL)	.319	160	626	103	200	41	3	29	109	0	5	8	57	77	3	2	.534	.381	3
2011	NEW YORK (AL)	.302	159	623	104	188	46	7	28	118	0	8	12	38	96	8	2	.533	.349	10
2012	NEW YORK (AL)	.313	161	627	105	196	48	1	33	94	0	2	7	61	96	3	2	.550	.379	6
2013	NEW YORK (AL)	.314	160	605	81	190	41	0	27	107	0	5	6	65	85	7	1	.516	.383	6
2014	SEATTLE (AL)	.314	157	595	77	187	37	2	14	82	0	3	6	61	68	10	3	.454	.382	9
2015	SEATTLE (AL)	.287	156	624	82	179	34	1	21	79	0	4	3	43	107	2	6	.446	.334	6
2016	SEATTLE (AL)	.298	161	655	107	195	33	2	39	103	0	5	8	47	100	0	1	.533	.350	3
2017	SEATTLE (AL)	.280	150	592	79	166	33	0	23	97	0	3	4	49	85	1	0	.453	.338	10
2018	SEATTLE (AL)	.303	80	310	44	94	22	0	10	50	0	2	4	32	47	0	0	.471	.374	2
	Tacoma (AAA)#	.286	2	7	1	2	0	0	0	0	0	0	0	1	0	0	0	.286	.375	0
	Everett (A)#	.455	3	11	3	5	1	0	2	6	0	0	0	1	0	0	0	1.091	.500	0
2019	METS	.256	107	390	46	100	28	0	13	39	0	3	5	25	69	0	0	.428	.307	5
	Syracuse (AAA)#	.400	3	10	2	4	3	0	0	1	0	0	0	1	3	0	0	.700	.455	0
	Brooklyn (A)#	.286	2	7	1	2	1	0	0	2	0	0	0	0	1	0	0	.429	.286	0
Minor League Totals		.280	503	1965	278	550	108	29	43	290	6	12	20	141	265	22	10	.430	.333	85
Major League Totals		.302	2185	8502	1234	2570	562	33	324	1272	10	61	84	607	1165	51	38	.490	.352	124

rehabilitation assignment

CAREER PLAYOFF STATISTICS

YEAR	RND	TEAM/OPP	AVG	G	AB	R	H	2B	3B	HR	RBI	SH	SF	HBP	BB	SO	SB	CS	SLG	OBP	E
2005	ALDS	NY Yankees vs. LAA	.263	5	19	3	5	3	0	0	5	0	0	0	2	4	0	1	.421	.333	2
2006	ALDS	NY Yankees vs. DET	.133	4	15	0	2	0	0	0	0	0	0	0	1	0	0	.133	.133	0	
2007	ALDS	NY Yankees vs. CLE	.333	3	15	3	5	1	0	2	3	0	0	0	1	1	0	1	.800	.375	1
2009	ALDS	NY Yankees vs. MIN	.167	3	12	1	2	0	0	0	1	0	0	0	0	1	0	0	.167	.167	0
	ALCS	NY Yankees vs. LAA	.261	6	23	4	6	1	2	0	4	0	0	2	4	3	0	0	.478	.414	2
2010	WS	NY Yankees vs. PHI	.136	6	22	0	3	0	0	0	1	0	1	0	0	5	0	0	.136	.130	0
	ALDS	NY Yankees vs. MIN	.333	3	12	3	4	0	1	0	1	0	0	0	0	0	0	0	.500	.333	0
2011	ALCS	NY Yankees vs. TEX	.348	6	23	5	8	1	0	4	5	0	0	0	1	3	0	0	.913	.375	0
	ALDS	NY Yankees vs. DET	.318	5	22	2	7	2	0	2	9	0	0	0	2	4	0	0	.682	.375	0
2012	ALDS	NY Yankees vs. BAL	.091	5	22	1	2	0	0	4	0	0	0	0	1	3	0	0	.182	.130	0
	ALCS	NY Yankees vs. DET	.056	4	18	0	1	0	0	0	0	0	0	0	0	3	0	0	.056	.056	0
Postseason Totals			.198	24	91	10	18	5	0	2	13	0	0	0	15	28	1	1	.319	.311	3
LDS Totals			.231	29	117	13	27	8	1	4	23	0	0	0	6	14	0	2	.419	.268	3
LCS Totals			.234	16	64	9	15	2	2	4	9	0	0	2	5	9	0	0	.516	.310	2
WS Totals			.136	6	22	0	3	0	0	0	1	0	1	0	0	5	0	0	.136	.130	0

ALL-STAR GAMES

YEAR	LEAGUE/SITE	AVG	G	AB	R	H	2B	3B	HR	RBI	SH	SF	HB	BB	SO	SB	CS	SLG	OBP	E
2006	AL/Pittsburgh	Did Not Play - Injured																		
2010	AL/Los Angeles (AL)	.000	1	1	0	0	0	0	0	1	0	1	0	0	0	0	0	.000	.000	0
2011	AL/Arizona	.000	1	2	0	0	0	0	0	0	0	0	0	0	0	0	0	.000	.000	0
2012	AL/Kansas City	.500	1	2	0	1	0	0	0	0	0	0	0	0	0	0	0	.500	.500	0
2013	AL/New York (NL)	---	1	0	0	0	0	0	0	0	0	0	1	0	0	0	0	---	1.000	0
2014	AL/Minnesota	.000	1	2	0	0	0	0	0	0	0	0	0	0	2	0	0	.000	.000	0
2016	AL/San Diego	---	1	0	0	0	0	0	0	0	0	0	0	1	0	0	0	---	1.000	0
2017	AL/Miami	.500	1	2	1	1	0	0	1	1	0	0	0	0	1	0	0	2.000	.500	0
All-Star Game Totals		.222	7	9	2	2	0	0	1	2	0	1	1	1	3	0	0	.556	.333	0

WORLD BASEBALL CLASSIC

YEAR	CLUB	AVG	G	AB	R	H	2B	3B	HR	RBI	SH	SF	HB	BB	SO	SB	CS	SLG	OBP	E
2009	Dom. Republic	.231	3	13	2	3	0	0	0	0	0	0	0	1	1	0	0	.231	.286	0
2013	Dom. Republic	.469	8	32	6	15	4	0	2	6	0	0	0	3	7	0	0	.781	.514	1
2017	Dom. Republic	.250	6	20	5	5	1	0	1	3	0	0	0	6	1	0	0	.450	.423	0
WBC Totals		.354	17	65	13	23	5	0	3	9	0	0	0	10	9	0	0	.569	.440	1

CAREER FIELDING

POS	G	PO	A	E	PCT	TC	DP
2B	2124	4005	5775	123	.988	9903	1398
1B	14	87	3	1	.989	91	9
3B	2	2	2	0	1.000	4	1
SS	1	0	0	0	--	0	0

MOST HITS BY DECADE, MODERN MLB HISTORY

Decade	Player	Hits	Decade	Player	Hits
2010s	Robinson Canó	1,695	1950s	Richie Ashburn	1,875
2000s	Ichiro Suzuki	2,030	1940s	Lou Bourdreau	1,578
1990s	Mark Grace	1,754	1930s	Paul Waner	1,959
1980s	Robin Yount	1,731	1920s	Rogers Hornsby	2,085
1970s	Pete Rose	2,045	1910s	Ty Cobb	1,951
1960s	Roberto Clemente	1,877	1900s	Honus Wagner	1,850



YOENIS CÉSPEDES

52 OF

@ynscspds
@ycespedes52

HT 5-11 WT 225 BT R TH R

OPENING DAY AGE: 34
BIRTHDATE: OCTOBER 18, 1985
OPENING DAY AGE: CAMPECHUELA, CUBA
RESIDES: PORT ST. LUCIE, FL
MAJOR LEAGUE SERVICE TIME: 8 YEARS, 0 DAYS
HOW OBTAINED: SIGNED AS A FREE AGENT ON NOVEMBER 30, 2016
CONTRACT STATUS: SIGNED THROUGH 2020

☆ ALL-STAR: 2014 (AL), 2016 (NL) ✕ SILVER SLUGGER: 2016 🧤 GOLD GLOVE: 2015 🏆 HR DERBY CHAMPION: 2013, 2014

CAREER HIGHLIGHTS

- Finished second in the AL Rookie of the Year voting in 2012.
- Two-time All-Star (2016 with the Mets and 2014 with Oakland).
- Named a 2016 NL Silver Slugger.
- Won the 2013 Home Run Derby at Citi Field...Won the 2014 Home Run Derby at Target Field in Minneapolis, MN...He and Ken Griffey, Jr. are the only two players in major league history to win back-to-back Home Run Derby titles.
- Won a Rawlings Gold Glove award for his play in left field with Detroit in 2015.
- Was the NL Player of the Week for the week of September 7-13, 2015...Named the AL Player of the Week for the week of July 9-15, 2012.
- Since making his major league debut in 2012, his 67 outfield assists are the fourth-most in the majors.
- Owns a .455 (25-55) average with the bases loaded, tied for second among active players (min. 40 at-bats) to Matt Carpenter (.481)...Céspedes' .891 slugging percentage with the bases full is the highest for any player who debuted in the expansion era (since 1961).
- Is the only player in team history with multiple three-homer games (April 11, 2017 at Philadelphia & August 21, 2015 at Colorado).

2019 SEASON

- Did not play...Was recovering from heel surgeries before suffering fractures in his right ankle in a fall on his Florida ranch.
- Underwent season-ending surgery to repair the ankle fractures on May 23 at the Hospital for Special Surgery.

2018 SEASON

- On the 10-Day Disabled List on May 16 (retroactive to May 14) with a mild strain of the right hip flexor...Was activated on July 20, then placed on the 10-Day Disabled List on July 24 (retroactive to July 21) due to surgery on both heels...Was transferred to the 60-Day Disabled List on July 31.
- Underwent surgery to remove bone calcification in his right heel on August 2 in Green Bay, Wisconsin...Had surgery on his left heel on October 26...Dr. Robert Anderson performed both procedures.
- Had 25 RBI in March/April, fifth-most in the majors and tied for second-most ever by a Met through April with John Buck (25 RBI, 2013)...Only Jeff Kent (26 RBI, 1994) had more.

CAREER BESTS

HITS, GAME

5 hits

8/21/15 at Colorado

HOME RUNS, GAME

3 home runs

2x, last, 4/11/17 at Philadelphia

MULTI-HR GAMES

10 games

2 three-home run games &
8 two-home run games

LEADOFF HR

None

INSIDE-THE-PARK HR

None

WALK-OFF HOME RUNS

2 walk-off home runs

last, 8/29/16, vs. Miami
(Nick Wittgren)

PINCH-HIT HOME RUNS

1 pinch-hit home run

4/26/16, vs. Cincinnati
(Brandon Finnegan)

RBI, GAME

7 RBI

8/21/15 at Colorado

STOLEN BASES, GAME

2 stolen bases

3x, last, 4/29/18 at San Diego

HITTING STREAK

15 games

6/15/14-7/2/14

GRAND SLAMS

6 grand slams

last, 4/18/18 vs. Washington
(A.J. Cole)

- Beginning on April 17, hit safely in 17 of his final 23 games of the season, going 26-82 (.317) with five doubles, six homers, 17 RBI and a .967 OPS.
- Made 36 starts in left field and one at DH.
- Belted his sixth career grand slam on April 18 vs. Washington off A.J. Cole...Was his fifth grand slam since he joined the Mets in 2015.
- Homered in each of his last two games of the season, May 13 at Philadelphia and July 20 at Yankee Stadium.
- Named a NL Silver Slugger.
- Finished eighth in the NL MVP voting.
- Reached the 30-homer plateau for a second time in his career.
- Was on the 15-Day Disabled List from August 4-19 with a strained right quad...After he returned from the DL, the Mets were 26-10 in the 36 games that he started.
- Had at least one extra-base hit in a franchise-record nine straight games from April 15-29.

2017 SEASON

- On the 10-Day Disabled List from April 28-June 10 with a left hamstring strain and from August 26-end of the season with a right hamstring strain.
- Hit his 150th career homer with his three-run, go-ahead homer in the third inning on August 11 at Philadelphia...Is one of seven Cuban-born players in major league history to reach the 150-homer mark...The others are Rafael Palmeiro, José Canseco, Tony Perez, Tony Oliva, Minnie Minoso and Kendrys Morales.
- Tied the franchise record with three home runs on April 11 at Philadelphia (also had a double, five RBI and three runs scored)...Became the first Mets player to have multiple three-homer games (his other three homer game came on August 21, 2015 at Colorado)...His four extra-base hits tied a franchise record and he is the first player in Mets history to have a pair of four extra-base hit games.
- By hitting three home runs in the first five innings on April 11, Céspedes joined Gary Carter (1985 at Padres) and Kirk Nieuwenhuis (2015 vs. Arizona) as the only Mets to hit three home runs within the first five innings of a game...Courtesy of Elias.
- Turned in a two-homer game on April 13 at Miami to give him five home runs over a three-game span from April 11-13...Only four other Mets have had five home runs in a three-game span...Frank Thomas (six in 1962), Gary Carter (1985), Carlos Beltrán (2006) and Lucas Duda (2015).
- Activated off the 10-Day DL for Game 1 of a doubleheader in Atlanta on June 10...Went 2-5 with his fifth career grand slam...Was his first grand slam since September 11, 2016, which also came in Atlanta...The only other visiting player to hit multiple grand slams against the Braves over a two-season span was Frank Schulte for the Cubs...Schulte hit two grand slams against the Boston Braves in 1911...Research courtesy of Elias.

2016 SEASON

- Was named an All-Star for the second time in his career...Was selected to start the game for the National League but did not participate due to injury.

- Hit a grand slam and drove in six runs in the third inning on April 29 vs. San Francisco...The six RBI in a single inning set a franchise record for any Met player in team history, passing Butch Huskey's previous mark of five RBI on May 26, 1998 at Florida.

POSTSEASON

- Started in left field for the NL Wild Card Game vs. San Francisco.

2015 SEASON

- Acquired by the Mets on July 31 from Detroit in exchange for minor league RHPs Michael Fulmer and Luis Cessa.
- Was third in the majors with 83 extra-base hits, was tied for sixth with a career-high 42 doubles and was ninth with a career-high 105 RBI...Led the majors with a .623 road slugging percentage.
- Hit .287 (66-230) with 39 runs scored, 14 doubles, four triples, 17 home runs and 44 RBI in 57 games for the Mets.
- Was the NL Player of the Week for September 7-13...Hit .345 (10-29) with four home runs and led the majors with 12 RBI.
- Is the second player since 1920 to switch teams mid-season and record at least 15 home runs and 40 RBI within his first 40 games playing for his new squad...Hank Sauer was the first (15 home runs and 47 RBI in his first 40 games with the Cubs in 1949)...Information courtesy of Elias.
- Went 5-6 with three home runs, including a grand slam, seven RBI and five runs scored on August 21 at Colorado...The five hits, three home runs, seven RBI and five runs scored all were career-highs...His seven RBI were tied for third-most in a single game in franchise history...His 15 total bases were the second-most in a single game in franchise history...Tied the franchise record and was the third Mets player to homer three times in a game in 2015...Became the third player in history to hit grand slams in both leagues in a single season.

- Became the first player in major league history to record at least five hits in a game with three home runs including a grand slam...Also became the second Mets player in team history to record five hits, five runs and five RBI in a single game, joining Edgardo Alfonzo who was 6-6 vs. Houston on August 30, 1999.
- Went 3-5 with three doubles on August 3 at Miami...Three doubles in a single game tied a franchise record (28th time).
- Set a career-high with 23 RBI in August.
- Hit a home run in three consecutive games from March 29-April 7...Was the third player in ML history since 1918 to hit a home run in three of his first four games...The other two are: Trent Oeltjen (2009) and Mike Jacobs (2005).
- Placed on the 15-Day Disabled List from May 7-June 1 with a strained muscle in his left hand.
- Selected as the American League Rookie of the Month for September...Hit .266 (29-109) with five doubles, two triples, seven home runs, 19 RBI and 18 runs scored.

POSTSEASON

- Homered twice and drove in four runs in five games during the NLDS vs. Los Angeles.
- Batted .286 (4-14) during the NLCS vs. Chicago with a double and three RBI.
- Started all five games of the World Series vs. Kansas City.

2014 SEASON

- Was selected to the American League All-Star team for the first time in his career.
- Won the Home Run Derby for a second straight season...Only other player to win it in back-to-back years was Ken Griffey, Jr.
- Acquired by Boston on July 31 in exchange for LHP Jon Lester, OF Jonny Gomes and cash considerations...Oakland also sent a 2015 competitive balance pick to Boston in the deal.
- Led the major leagues with 16 outfield assists.

2013 SEASON

- Placed on the Disabled List from April 13-28 with a strained muscle in his left hand.

POSTSEASON

- Played in all five games during the Athletics ALDS series with Detroit...Batted .381 (8-21) with one double, one triple, one home run, four RBI and three runs scored...Had multi-hit games in three of the five games.

2012 SEASON

- Signed by Oakland as an international free agent on March 3.
- Finished second in the voting for the BBWAA's American League Rookie of the Year.
- Ranked second among AL rookies in runs (70), hits (142), doubles (25), home runs (23), walks (43), extra-base hits (53), total bases (246) and multi-hit games (40).
- Made his major league debut on March 28 vs. Seattle...Recorded first ML hit (a double) off Felix Hernandez in the seventh inning.

POSTSEASON

- Played in all five games of the ALDS vs. Detroit... Hit .316 (6-19) with one double, two RBI and one run scored...Hit safely in all five postseason games.

BACKGROUND

- Yoenis Céspedes [yo-EN-iss SESS-peh-dess] Milanés was originally signed as an international free agent on March 3, 2012 by Oakland.
- Spent eight seasons (2003-10) playing for Granma in Cuba's Serie Nacional...Finished his career with 177 home runs and a .565 slugging percentage.
- Established residency in the Dominican Republic following the 2010-11 Serie Nacional season.
- Played for Cuba in the 2009 World Baseball Classic...Batted .458 (11-24) with two home runs and five RBI in six games.
- Became the 11th Cuban-born player to play for the Mets.
- His mother, Estela, was a pitcher for Cuba at the 2000 Summer Olympics in Sydney, Australia.
- Enjoys fishing, golfing and spending time on his farm.

CAREER TRANSACTIONS

- Signed by Oakland as an international free agent on March 3, 2012.
- On the 15-Day Disabled List, May 7-June 1, 2012 with a strained muscle in his left hand.
- On the 15-Day Disabled List, April 13-28, 2013 with a strained muscle in his left hand.
- Acquired by the Boston Red Sox along with a 2015 competitive balance draft pick in exchange for LHP Jon Lester, OF Jonny Gomes and cash considerations on July 31, 2014.
- Acquired by the Detroit Tigers along with LHP Gabe Speier and RHP Alex Wilson in exchange for RHP Rick Porcello on December 11, 2014.
- Acquired by the New York Mets on July 31, 2015 in exchange for RHP Luis Cessa and RHP Michael Fulmer.

- Signed as a free agent by the New York Mets to a three-year contract on January 26, 2016.
- On the 15-Day Disabled List, August 4-19, 2016 with a strained right quad.
- Signed as a free agent by the New York Mets to a four-year contract on November 30, 2016.
- On the 10-Day Disabled List, April 28-June 10, 2017 with a left hamstring strain.
- On the 10-Day Disabled List, August 26-end of the 2017 season, with a right hamstring strain.
- On the 10-Day Disabled List, May 16 (retroactive to May 14)-July 20, 2018 with a mild strain of his right hip flexor.
- On the 10-Day Disabled List on July 24, 2018 due to heels surgery...Transferred to the 60-Day Disabled List on July 31...Missed the rest of the season.
- On the 10-Day Injured List on March 28, 2019 to recover from surgeries on both heels...Transferred to the 60-Day Injured List on May 6...Missed the rest of the season.

CAREER STATISTICS

YEAR	TEAM	AVG	G	AB	R	H	2B	3B	HR	RBI	SH	SF	HBP	BB	SO	SB	CS	SLG	OBP	E
2012	Sacramento (AAA)#	.333	3	9	1	3	0	0	0	0	0	0	1	1	1	0	0	.333	.455	1
	OAKLAND (AL)	.292	129	487	70	142	25	5	23	82	0	3	7	43	102	16	4	.505	.356	3
2013	Sacramento (AAA)#	.333	3	9	5	3	0	0	1	4	0	0	0	2	3	1	0	.667	.455	1
	OAKLAND (AL)	.240	135	529	74	127	21	4	26	80	0	3	5	37	137	7	7	.442	.294	4
2014	OAKLAND (AL)	.256	101	399	62	102	26	3	17	67	0	4	1	28	80	3	2	.464	.303	4
	BOSTON (AL)	.269	51	201	27	54	10	3	5	33	0	3	2	7	48	4	0	.423	.296	2
2015	DETROIT (AL)	.293	102	403	62	118	28	2	18	61	0	4	1	19	87	3	4	.506	.323	5
	METS	.287	57	230	39	66	14	4	17	44	0	1	4	14	54	4	1	.604	.337	2
2016	METS	.280	132	479	72	134	25	1	31	86	0	6	7	51	108	3	1	.530	.354	5
	St. Lucie (A)#	.222	3	9	1	2	1	0	0	2	0	0	0	0	2	0	0	.333	.222	0
2017	METS	.292	81	291	46	85	17	2	17	42	0	2	2	26	61	0	1	.540	.352	6
	St. Lucie (A)#	.000	2	6	1	0	0	0	0	0	0	0	0	1	0	0	0	.000	.143	0
2018	METS	.262	38	141	20	37	6	0	9	29	0	2	1	13	50	3	0	.496	.325	0
	Binghamton (AA)#	.500	2	4	0	2	2	0	0	0	0	0	0	0	0	0	0	1.000	.500	0
	GCL Mets (R)#	.250	2	8	1	2	0	0	1	3	0	0	0	0	1	0	0	.625	.250	0
2019									Did Not Play - Injured											
Minor League Totals		.267	15	45	9	12	3	0	2	9	0	0	1	4	7	1	0	.467	.340	2
Major League Totals		.274	826	3160	472	865	172	24	163	524	0	28	30	238	727	43	20	.498	.328	31

Rehabilitation Games

CAREER PLAYOFF STATISTICS

YEAR	RND	TEAM/OPP	AVG	G	AB	R	H	2B	3B	HR	RBI	SH	SF	HBP	BB	SO	SB	CS	SLG	OBP	E
2012	ALDS	OAK vs. DET	.316	5	19	1	6	1	0	0	2	0	0	0	2	2	2	0	.368	.381	0
2013	ALDS	OAK vs. DET	.381	5	21	3	8	1	1	1	4	0	0	1	0	4	0	0	.667	.409	1
2015	NLDS	NYM vs. LAD	.250	5	20	4	5	0	0	2	4	0	0	0	0	8	0	0	.550	.250	0
	NLCS	NYM vs. CHC	.286	4	14	2	4	1	0	0	3	0	0	0	1	3	1	0	.357	.333	0
	WS	NYM vs. KC	.150	5	20	1	3	0	0	0	1	0	1	0	0	6	0	0	.150	.143	0
2016	NLWC	NYM vs. SF	.000	1	4	0	0	0	0	0	0	0	0	0	0	2	0	0	.000	.000	0
Postseason Totals			.265	25	98	11	26	3	1	3	14	0	1	1	3	25	3	0	.408	.291	1
Wild Card Totals			.000	1	4	0	0	0	0	0	0	0	0	0	0	2	0	0	.000	.000	0
LDS Totals			.317	15	60	8	19	2	1	3	10	0	0	1	2	14	2	0	.533	.349	1
LCS Totals			.286	4	14	2	4	1	0	0	3	0	0	0	1	3	1	0	.357	.333	0
WS Totals			.150	5	20	1	3	0	0	1	0	1	0	0	6	0	0	.150	.143	0	

ALL-STAR GAMES

YEAR	LEAGUE/SITE	AVG	G	AB	R	H	2B	3B	HR	RBI	SH	SF	HBP	BB	SO	SB	CS	SLG	OBP	E
2014	AL/Minnesota	.000	1	2	0	0	0	0	0	0	0	0	0	0	0	0	0	.000	.000	0
2016	NL/San Diego																			

Did Not Play

WORLD BASEBALL CLASSIC

YEAR	CLUB	AVG	G	AB	R	H	2B	3B	HR	RBI	SH	SF	HBP	BB	SO	SB	CS	SLG	OBP	E
2009	Cuba	.458	6	24	5	11	1	3	2	5	0	0	0	1	5	0	0	1.000	.500	1

CAREER FIELDING

POS	G	PO	A	E	PCT	TC	DP
OF	721	1448	67	31	.980	1546	3



MICHAEL

CONFORTO

30 OF

@mconforto8

HT **6-1** WT **215** BT **L** TH **R**

OPENING DAY AGE: 27
BIRTHDATE: MARCH 1, 1993
OPENING DAY AGE: SEATTLE, WA
RESIDES: WOODINVILLE, WA
MAJOR LEAGUE SERVICE TIME: 4 YEAR, 43 DAYS
SIGNED BY: JIM REEVES
HOW OBTAINED: METS FIRST ROUND PICK (10TH OVERALL) IN THE 2014 FIRST-YEAR PLAYER DRAFT
CONTRACT STATUS: FREE AGENT AFTER 2021

☆ ALL-STAR: 2017 🏆 TOPPS ROOKIE ALL-STAR: 2015 🏆 STERLING ORGANIZATIONAL PLAYER OF THE YEAR: 2015

CAREER HIGHLIGHTS

- Last year, became the fifth player in franchise history with at least 30 homers, 90 RBI and 80 walks...The others: Howard Johnson (1987), Darryl Strawberry (1987-88), Carlos Beltrán (2006) and David Wright (2007-08).
- Enters the 2020 season 12th in franchise history with 109 home runs...Ed Kranepool is 11th with 118 homers.
- In 2019, had a career-best 10-game hitting streak from June 9-19 and reached safely in 15-straight from June 4-19.
- Played in his 300th career regular season game on May 8, 2018, becoming the first player drafted in 2014 or later to appear in 300 games...Research courtesy of Elias.
- Named to the 2017 NL All-Star team.
- In 2017, became the first player in team history to record four multi-homer games from the leadoff spot in a single season.

2019 SEASON

- Set career highs in hits (141), homers (33), RBI (92), runs (90), doubles (29) and steals (seven)...Tied career high with 84 walks.
- Batted .244 (70-287) with 16 homers and an .830 OPS before the break in 81 games...In 70 second-half games, hit .271 (71-262) with 17 homers and an .885 OPS.
- Ranked ninth in the NL with 84 walks...Was 10th among NL outfielders with a wRC+ of 126...Ranked ninth in that group with a 3.7 WAR.
- Homered in consecutive games six times...Homered in three-straight games, April 6-9 and July 27-30.
- Hit seven homers in an 11-game stretch from July 27-August 7... Elias notes that the last Met with at least seven homers in an 11-game stretch was Wilmer Flores (seven in 11 games from July 3-20, 2016).
- Passed David Wright for second place on Citi Field's all-time home run list...Has hit 56 career blasts at Citi...Lucas Duda has the most (71).

- Is the fourth Met with three-straight 27-homer seasons (also, Darryl Strawberry, Mike Piazza and Carlos Beltrán).
- In the last two seasons, is tied for seventh among NL outfielders with 61 home runs, seventh with 174 RBI and fourth with 168 walks.
- Collided with Robinson Canó in the outfield on May 16 at Washington and left the game...Was placed on the 7-Day IL the following day with a concussion.

CAREER BESTS

HITS, GAME
4 hits

3x, last, 7/16/19 at Minnesota

HOME RUNS, GAME
2 home runs

6x, last, 9/24/19 vs. Miami

MULTI-HR GAMES
6 multi-home run games
6 two-home run games

LEADOFF HR
7 leadoff home runs
last, 5/7/18 at Cincinnati
(Homer Bailey)

INSIDE-THE-PARK HR
None

WALK-OFF HOME RUNS
None

PINCH-HIT HOME RUNS
None

RBI, GAME
6 RBI
9/17/18 at Philadelphia

STOLEN BASES, GAME
1 stolen base
14x, last, 8/22/19 vs. Cleveland

HITTING STREAK
10 games
6/9/19-6/19/19

GRAND SLAMS
1 grand slam
5/28/19 at Los Angeles-NL
(Scott Alexander)

2018 SEASON

- After being activated from the Disabled List on April 5, played in a career-high 153 of the Mets' 157 remaining games...Made 141 starts, including 74 in left field, 56 in center field, 10 in right field and one as the DH.
- Reached base safely in his first 20 games of the season, the longest on-base streak of his career... The 20-game on-base streak to begin a season was the ninth-longest in Mets history.
- After the All-Star break, ranked fourth in the majors with 52 RBI, was tied for seventh in the majors with 17 home runs and tied for ninth with 33 extra-base hits.
- Was second in the majors with 29 RBI and tied for fourth with nine homers in September...The last Mets hitter with at least nine homers and 29 RBI in a month was Carlos Beltrán (10 HR, 32 RBI in July 2006).
- Was one of five left-handed hitters with double-digit homers against lefty pitchers...Only Texas' Joey Gallo (15) had more than Conforto's 10 blasts against southpaws...Just two other lefties in Mets history (Darryl Strawberry, 1985, 1987 and 1988 and Carlos Delgado, 2008) have hit at least 10 homers vs. left-handed pitchers in a season.
- Had 10 games with at least three RBI, tied for sixth-most in the NL and tied for 10th-most in the majors...Ike Davis (11 in 2012) was the last Met with more.
- Drove in 19 runs in 17 games vs. the Phillies, the most by any player in 2018, including a career-high six RBI on September 17 at Philadelphia... Only Mike Piazza (22 RBI in 2002) and Darryl Strawberry (20 RBI in 1987) have had more RBI against Philadelphia in a season in Mets history.
- Homered in his third at-bat of the season in his return from the Disabled List on April 5 at Washington...Was recovering from surgery, performed on September 6, 2017, to repair a tear in the posterior capsule in his left shoulder after suffering a dislocated left shoulder on August 25, 2017.
- Homered in three-straight games for the first time in his career, September 8-11.

2017 SEASON

- Made his second Opening Day roster...Placed on the Disabled List on August 25 with a dislocation of his left shoulder and a tear in the posterior capsule in the shoulder...Did not play the remainder of the season...Had surgery to repair the tear in the posterior capsule in his left shoulder on September 6 in Los Angeles...Was also on the 10-Day DL from July 1 (retroactive to

June 28) through July 8 with a bruised left hand.

- Named to his first All-Star team...Was the 12th Mets outfielder named to an All-Star team in team history...Went 1-2 in the game with a single.
- At the time of his season-ending injury, Conforto ranked among NL league leaders in OPS (.939, 12th), OBP (.384, 13th) and slugging percentage (.555, 12th).
- Had four multi-homer games (all from the leadoff spot) with his last multi-homer game coming July 28 at Seattle...Is the first Met in team history to record four multi-homer games from the leadoff spot in a single season...Has five career multi-homer games overall (also Game 4 of the 2015 World Series).
- His six leadoff homers were tied for most in the NL and tied for third-most in the majors...His six leadoff homers were tied for third-most for a single-season in Mets history with José Reyes (2006).
- Had nine first-inning homers, tied for the sixth-most in the major leagues.
- Hit his first career leadoff homer on April 21 vs. Washington (off Tanner Roark).
- Had five straight hits go for home runs from August 5-13...The five straight hits for homers were tied for the longest such streak for any major leaguer in 2017 according to Elias.

2016 SEASON

- Made his first Opening Day roster...Was with New York from Opening Day-June 25, July 18-August 12 and from September 1-end of the season.
- Had six consecutive games with a double from April 24-30, tying a franchise record by Joe Christopher from August 14-18, 1964.

2015 SEASON

- Named to the 2015 Topps Rookie All-Star team.
- Had his contract selected on July 24 from Binghamton (AA) of the Eastern League.
- Made his major league debut on July 24 vs. Los Angeles-NL...Became the 1,000th Met in franchise history when he debuted...Was 0-for-3 in his debut with an RBI.
- Had six outfield assists, tied for the most in the NL by a rookie with Washington's Michael A. Taylor, despite playing in 82 fewer games.
- Went 4-for-4 with four runs scored in his second career game on July 25 vs. Los Angeles-NL... Collected his first major league hit off Zach Lee... Became the first Met in franchise history to record a four-hit game within his first two career games.

- Hit his first ML home run on August 3 at Miami (off Tom Koehler)...It was a three-run home run that gave the Mets the lead.
- Participated in the SiriusXM Futures Game in Cincinnati...Started the game in left field and went 2-for-2 at the plate...Also threw out a runner at home plate.

POSTSEASON

- Hit two solo home runs in Game 4 of the World Series...Became the fifth rookie to hit two home runs in a World Series game and the first since Atlanta's Andruw Jones in 1996 in Game 1 at the Yankees...Was the third-youngest player to have a multi-home run game in the World Series behind Jones and the Yankees' Tony Kubek.
- Became the second Mets player to collect a multi-home run game in the World Series, joining Gary Carter (1986 World Series in Game 4)...It was also the sixth time in franchise history a Mets player has hit two home runs in a postseason game and first since Carlos Beltrán in Game 4 of the 2006 NLCS.
- Had four RBI in the World Series.
- Became the second Met in team history to hit a home run in his first postseason at-bat in Game 2 of the NLDS at Los Angeles-NL (Zack Greinke)...Edgardo Alfonzo hit a solo home run off Arizona's Randy Johnson in the 1999 NLDS (Game 1).
- Struck out but reached on a wild pitch in the sixth inning in Game 3 of the NLCS at Chicago-NL...The go-ahead run scored on the play.
- Attended Oregon State University...Was named the Pac-12 Freshman of the Year during his first season on campus...Hit a team-leading .349 and led the Pac-12 with 76 RBI as a freshman... Followed it up with Pac-12 Player of the Year selections his sophomore (2013) and junior (2014) seasons...Batted .328 with 14 doubles, 11 home runs and 47 RBI his sophomore season...In his final collegiate season, he hit .345 with seven home runs and 56 RBI.
- Played in 16 games for the USA Baseball Collegiate National Team during the summer of 2012.
- His selection as the 10th pick in the first round made him the highest player drafted in Oregon State history...Was Oregon State's first-ever three-time All American...Was a finalist for the Golden Spikes and Dick Howser Awards as the nation's top player for his performance during his junior season.
- Became the 1,000th player in team history when he made his major league debut on July 24.
- Helped collect coats at the Mets Warm-Up Holiday Coat Drive at Citi Field on December 13, 2017.
- Played in the Little League World Series in 2004 with Redmond, WA...Was honored during the 2018 Little League Classic when the Mets played the Phillies in Williamsport, PA.
- Is one of three players to play in the LLWS, the College World Series and the World Series (also, Jason Varitek and Ed Vosberg).

BACKGROUND

- Michael Thomas Conforto graduated from Redmond (WA) High School where he was named All-State and All-League after his senior campaign...Batted .400 as a senior with five doubles, one triple, seven home runs and 19 RBI in 29 games.
- Also lettered two years in football as a quarterback and a free safety.
- His father, Mike, played football as a linebacker at Penn State University from 1976-1978...His mother, Tracie, won two gold medals in synchronized swimming at the 1984 Summer Olympics in Los Angeles and a silver medal in 1988 in Seoul...She was inducted into the International Swimming Hall of Fame.

CAREER TRANSACTIONS

- Selected by the New York Mets in the first round (10th overall) of the 2014 First-Year Player Draft.
- On the 10-Day Disabled List, July 1 (retroactive to June 28) to July 8, 2017, with a bruised left hand.
- On the 10-Day Disabled List, August 25 through the end of the 2017 season, with a dislocation of his left shoulder and a tear in the posterior capsule in the shoulder.
- On the 10-Day Disabled List, March 29-April 5, 2018, recovering from left shoulder dislocation.
- On the 7-Day Injured List, May 17-26, 2019, with a concussion.

CAREER STATISTICS

YEAR	TEAM	AVG	G	AB	R	H	2B	3B	HR	RBI	SH	SF	HBP	BB	SO	SB	CS	SLG	OBP	E
2014	Brooklyn (A)	.331	42	163	30	54	10	0	3	19	0	2	5	16	29	3	0	.448	.403	6
2015	St. Lucie (A)	.283	46	184	25	52	12	0	7	28	0	2	3	17	26	0	1	.462	.350	1
	Binghamton (AA)	.312	45	173	21	54	12	3	5	26	0	0	1	23	35	1	0	.503	.396	1
	METS	.270	56	174	30	47	14	0	9	26	0	2	1	17	39	0	1	.506	.335	0
2016	METS	.220	109	304	38	67	21	1	12	42	0	3	5	36	89	2	1	.414	.310	3
	Las Vegas (AAA)	.422	33	128	30	54	8	2	9	28	0	0	2	13	18	2	2	.727	.483	4
2017	METS	.279	109	373	72	104	20	1	27	68	0	2	8	57	113	2	0	.555	.384	3
	St. Lucie (A)#	.750	1	4	1	3	1	0	0	1	0	0	0	1	1	0	0	1.000	.800	1
2018	METS	.243	153	543	78	132	25	1	28	82	0	4	7	84	159	3	4	.448	.350	3
2019	METS	.257	151	549	90	141	29	1	33	92	0	5	10	84	149	7	2	.494	.363	3
Minor League Totals		.333	167	652	107	217	43	5	24	102	0	4	11	70	109	6	3	.525	.404	13
Major League Totals		.253	578	1943	308	491	109	4	109	310	0	16	31	278	549	14	8	.481	.353	12

- rehabilitation assignment

CAREER PLAYOFF STATISTICS

YEAR	RND	TEAM/OPP	AVG	G	AB	R	H	2B	3B	HR	RBI	SH	SF	HBP	BB	SO	SB	CS	SLG	OBP	E
2015	NLDS	NYM vs. LAD	.143	4	7	1	1	0	0	1	2	0	1	0	0	1	0	0	.571	.125	0
	NLCS	NYM vs. CHC	.000	3	8	0	0	0	0	0	0	0	0	1	1	4	0	0	.000	.200	0
	WS	NYM vs. KC	.333	5	15	2	5	0	0	2	4	0	1	0	0	3	0	0	.733	.313	0
2016	NLWC	NYM vs. SF	Did Not Play																		
Postseason Totals			.200	12	30	3	6	0	0	3	6	0	2	1	1	8	0	0	.500	.235	0

ALL-STAR GAME

YEAR	LEAGUE/SITE	AVG	G	AB	R	H	2B	3B	HR	RBI	SH	SF	HBP	BB	SO	SB	CS	SLG	OBP	E
2017	NL/Miami	.500	1	2	0	1	0	0	0	0	0	0	0	0	1	0	0	.500	.500	0

CAREER FIELDING

POS	G	PO	A	E	PCT	TC	DP
OF	527	984	28	12	.988	1024	4



CONFORTO, MICHAEL



NON-ROSTER INVITEE

RYAN

CORDELL

18 OF

HT 6-4 WT 200 BT R TH R

OPENING DAY AGE: 27
BIRTHDATE: MARCH 31, 1992
BIRTHPLACE: SACRAMENTO, CA
RESIDES: SAN DIEGO, CA
MLB SERVICE TIME: 1 YEARS, 22 DAYS
SIGNED BY: JONATHAN GEORGE (TEXAS)
HOW OBTAINED: SIGNED AS A MINOR LEAGUE FREE AGENT ON JANUARY 9, 2020
CONTRACT STATUS: SIGNED THROUGH 2020

2019 SEASON

- Made his first career Opening Day roster with the White Sox... Also spent time with Class AAA Charlotte.
- Appeared in 72 games (49 starts) in right field, 19 (13) in center field and two (one) in left field...Went 1-8 (.125) as a pinch hitter.
- Connected on a go-ahead, pinch-hit, two-run homer in the eighth inning on April 1 at Cleveland, his first plate appearance of 2019...Was the first White Sox player to homer in his first PA of the season since OF Alejandro De Aza on March 31, 2014 vs. Minnesota (STATS LLC).
- Was optioned to Class AAA Charlotte on April 7 and recalled on April 18...Homered on April 18 at Detroit in his first game back.
- Recorded a game-tying, two-run double in the seventh on May 8 at Cleveland...Executed a game-winning, suicide squeeze bunt in the eighth inning on May 16 vs. Toronto.
- Matched his career high with three hits on June 21 at Texas... Recorded his first multi-homer game on July 3 (G2) vs. Detroit.
- Was optioned to the Knights on July 30, and recalled on August 1 to replace Yoán Moncada (injured list) on the active roster.
- Was optioned back to Charlotte on August 21 and recalled a final time on August 30 for the remainder of the season.

2018 SEASON

- Spent most of the season in the White Sox minor league system but made his major league debut in September.
- Was recalled from Charlotte on September 3 and made his major league debut that afternoon vs. Detroit as a pinch runner...Scored a run on Matt Davidson's game-ending, two-run homer.
- Made his first start as the right fielder on September, 4 vs. Detroit.
- Recorded his first major league hit, a solo home run, on September 14 at Baltimore off Tanner Scott.
- Suffered a fractured right collarbone colliding with the outfield wall on April 16 vs. Rochester.

2017 SEASON

- Appeared in just 68 games with Class AAA Colorado Springs in the Milwaukee organization due to a back injury.
- Was acquired by the White Sox from the Brewers in exchange for RHP Anthony Swarzak on July 26.

CAREER BESTS

HITS, GAME

3 hits

2x, last, 6/21/19 at Texas

HOME RUNS, GAME

2 home runs

7/3/19 vs. Detroit (G2)

MULTI-HR GAMES

1 multi-home run game

1 two-home run game

LEADOFF HR

None

INSIDE-THE-PARK HR

None

WALK-OFF HOME RUNS

None

PINCH-HIT HOME RUNS

1 pinch-hit home run

4/1/19 at Cleveland

(Jon Edwards)

RBI, GAME

3 RBI

7/3/19 vs. Detroit (G2)

STOLEN BASES, GAME

1 stolen base

3x, last, 9/28/19 vs. Detroit (G1)

HITTING STREAK

5 games

7/12/19-7/17/19

GRAND SLAMS

None

2016 SEASON

- Established career-highs in doubles (22) and home runs (19) with Class AA Frisco in the Texas organization.
- Was sent to Milwaukee by Texas as the player to be named later on September 5 to complete a five-player deal from August 1.

2015 SEASON

- Was named to the California League Mid-Season All-Star team.

2014 SEASON

- Combined to hit .318 (107-336) with 20 doubles, six triples, 13 home runs, 59 RBI, 65 runs scored, 21 stolen bases, a .385 on-base percentage and .530 slugging percentage over 89 games between Class A Myrtle Beach and Class A Hickory.

2013 SEASON

- Ranked fifth in the Northwest League with 19 stolen bases.

BACKGROUND

- Is a 2010 graduate of Valley Christian Academy in Roseville, Calif...Played baseball and basketball.

- His uncle, Mike Whitmarsh, was a silver medalist in the inaugural men's beach volleyball tournament at the 1996 Summer Olympics and played 15-plus years on the AVP tour.

CAREER TRANSACTIONS

- Selected by Texas in the 11th round of the 2013 First-Year Player Draft.
- Acquired by Milwaukee from Texas as the player to be named later on September 5, 2016, completing a five-player deal which included OF Lewis Brinson and RHP Luis Ortiz in exchange for C Jonathan Lucroy and RHP Jeremy Jeffress on August 1, 2016.
- Acquired by Chicago-AL from Milwaukee in exchange for RHP Anthony Swarzak (July 26, 2017).
- On Class AAA Charlotte disabled list with a strained back (July 26, 2017-remainder of season).
- On Class AAA Charlotte disabled list with a fractured right collarbone (April 17-July 25, 2018); included rehab assignment with Arizona Rookie League White Sox (July 18-21, 2018) and Class AA Birmingham (July 23-25, 2018).
- Signed by the New York Mets to a minor league contract on January 9, 2020.

CAREER STATISTICS

YEAR	TEAM	AVG	G	AB	R	H	2B	3B	HR	RBI	SH	SF	HBP	BB	SO	SB	CS	SLG	OBP	E
2013	Spokane (A)	.241	64	232	34	56	12	0	5	23	1	1	5	23	53	19	4	.358	.322	3
2014	Hickory (A)	.321	73	274	53	88	18	4	8	40	3	2	4	27	53	18	3	.503	.388	3
	Myrtle Beach (A)	.306	16	62	12	19	2	2	5	19	0	1	0	7	13	3	1	.645	.371	0
2015	High Desert (A)	.311	68	286	58	89	13	5	13	57	0	2	3	28	53	10	5	.528	.376	19
	Frisco (AA)	.217	56	221	26	48	5	3	5	18	2	4	3	12	73	10	1	.335	.263	5
2016	Frisco (AA)	.264	107	405	69	107	22	5	19	70	0	5	3	32	97	12	4	.484	.319	3
2017	Colo. Springs (AAA)	.284	68	261	49	74	18	5	10	45	0	3	3	25	65	9	4	.506	.349	2
2018	Birmingham (AA)	.333	3	12	2	4	0	0	1	3	0	0	0	1	3	0	0	.583	.385	0
	Charlotte (AAA)	.239	44	176	15	42	9	2	3	22	0	4	1	11	44	7	2	.364	.281	1
	CHICAGO (AL)	.108	19	37	3	4	1	0	1	4	0	2	1	0	15	0	0	.216	.125	0
2019	Charlotte	.275	14	51	8	14	5	1	1	6	0	0	0	4	17	1	1	.471	.327	0
	CHICAGO (AL)	.221	97	217	22	48	8	0	7	24	6	2	3	19	69	3	1	.255	.290	3
Minor League Totals		.273	517	1995	327	545	105	27	70	304	6	22	22	170	476	90	25	.458	.334	36
Major League Totals		.205	116	254	25	52	9	0	8	28	6	4	4	19	84	3	1	.335	.267	3

CAREER FIELDING

POS	G	PO	A	E	PCT	TC	DP
OF	106	176	2	3	.983	181	2

IN A PINCH

The Mets have had five games in franchise history where two pinch-hitters have connected for home runs in the same game. Here's a look:

Date	Opponent	Hitter	Inning	Hitter	Inning
8/15/62	Phillies	Choo Choo Coleman	6th	Jim Hickman	8th
9/17/63	Phillies	Joe Hicks	7th	Frank Thomas	9th
8/4/66	Giants	John Stephenson	8th	Ron Swoboda	9th
5/4/91	Giants	Mackey Sasser	9th	Mark Carreon	9th
5/11/97	Cardinals	Butch Huskey	9th	Carl Everett	9th



J.D.

DAVIS

28 INF/OF

@JDDavis26

@jddavis26

HT 6-3 WT 218 BT R TH R

OPENING DAY AGE: 26

BIRTHDATE: APRIL 27, 1993

BIRTHPLACE: ELK GROVE, CA

RESIDES: ELK GROVE, CA

MLB SERVICE TIME: 1 YEAR, 137 DAYS

SIGNED BY: BRAD BUDZINSKI (HOUSTON)

HOW OBTAINED: ACQUIRED FROM HOUSTON ALONG WITH INF CODY BOHANEK IN EXCHANGE FOR OF ROSS ADOLPH, C SCOTT MANEA AND INF LUIS SANTANA ON JANUARY 6, 2019

CONTRACT STATUS: ARBITRATION ELIGIBLE AFTER 2021. ELIGIBLE FREE AGENT AFTER 2024

2019 SEASON

- Made his second career Opening Day roster...Made 74 starts in left field and 55 starts at third base.
- Ranked second in the majors with a .354 batting average at home, third in slugging at home (.665), fourth in home OPS (1.078) and seventh in OBP at home (.413).
- His .665 slugging percentage at home and 1.078 OPS at home were both the highest in franchise history...His .354 home batting average was fourth (min. 200 PA).
- Was 10th in the NL with a 136 wRC+ (weighted runs created plus) and was 17th in the NL with a .373 wOBA (weighted on-base average)...Min. 450 PA.
- Hit .339 (65-192) over his final 59 games dating to July 20 with a 1.007 OPS...Ranked sixth in the majors in batting average and 10th in OPS...Was sixth in the NL with a .609 slugging percentage and eighth in the NL with a .397 OBP during that span (min. 200 PA).
- Slashed .335/.395/.584 with 13 homers and 32 RBI in 64 games after the All-Star break...His batting average and slugging percentage led the team.
- Finished tied for 12th in the NL with a .312 (44-141) batting average vs. left-handers (min. 125 PA).
- Batted .323 (61-189) with 10 home runs vs. the NL East.
- Had a career-best 10-game hitting streak from August 5-16 (.429/.447/.771, 15-35).
- Eleven of his 22 homers either tied the game or gave the Mets a lead.
- Hit .300 or better in April (.321), June (.328), July (.373) and September (.357).
- Batted .423 (22-52) with four homers in the first inning, the highest mark in the majors (min. 50 PA)...Hit .417 (5-12) in extra innings.
- Hit .345 (48-139) in day games, ranking fifth in the NL and 10th in the majors with five homers and 20 RBI (min. 90 at-bats).
- Recorded his first hit and RBI as a Met on March 30 at Washington, a two-run single that plated the winning run.
- Enjoyed his first-career multi-homer game and first career three-hit effort on April 6 vs. Washington... Belted a pair of solo homers off Patrick Corbin and reached in all four of his plate appearances...Was the first two-homer game by a Met since José Reyes on August 1, 2018.
- Had a career-high four hits and tied a career-best with three runs scored on June 15 vs. St. Louis.
- Hit a walk-off RBI single on August 21 vs. Cleveland, his first career walk-off RBI and hit, in a 4-3 triumph.

CAREER BESTS

HITS, GAME

4 hits

6/15/19 vs. St Louis

HOME RUNS, GAME

2 home runs

4/6/19 vs. Washington

MULTI-HR GAMES

1 multi-home run game

1 two-home run game

LEADOFF HR

None

INSIDE-THE-PARK HR

None

WALK-OFF HOME RUNS

None

PINCH-HIT HOME RUNS

None

RBI, GAME

3 RBI

3x, last, 8/4/19 at Pittsburgh

STOLEN BASES, GAME

1 stolen base

4x, last, 8/23/19 vs. Atlanta

HITTING STREAK

10 games

8/5/19-8/16/19

GRAND SLAMS

None

2018 SEASON

- Played in 42 games with the Astros across four stints in the majors...Made the Opening Day roster for the first time in his career.
- Made 14 starts at third base, eight starts at first base and three starts in left field...Made one appearance his third-career appearance as a pitcher.
- Tossed 1.0 inning of relief on July 22 at the Angels...Allowed a solo homer and struck out one batter...Started the game at third base and recorded an RBI...Became the fourth player in AL history to record an RBI, play third base and pitch in the same game, and the first since Detroit's Shane Halter on October 1, 2000 vs. Minnesota.
- Won the Pacific Coast League batting title after posting a .342 batting average (114-333) in 85 games with Fresno (AAA)...Hit 25 doubles, two triples and 17 homers with 81 RBI and a .988 OPS (.406 OBP/.583 SLG).
- Was named to the Pacific Coast League Mid-season All-Star Team...Tabbed the PCL Player of the Week for the week of August 13-19.

2017 SEASON

- Was named the Double-A Corpus Christi Player of the Year.
- Was promoted to Fresno (AAA) on July 19...Was selected to the major league roster on August 5.
- Went 1-4 in his MLB debut on August 5 vs. Toronto in a start at third base...Recorded his first career RBI on August 12 at Texas.
- Hit his first MLB homer on August 24 vs. Washington, a solo shot off Sammy Solis.
- Made two appearances as a pitcher, tossing 1.2 scoreless innings with three strikeouts.
- Went 2-4 with a double in a start at third base on August 29 vs. Texas and also pitched a perfect eighth inning...Struck out Shin-Soo Choo.
- Was named a Texas League mid-season and post-season All-Star.
- Led the Texas League in slugging percentage while ranking third in OPS...At the time of his promotion to Triple-A, was leading the Texas League in homers...Finished second in the league in homers, despite playing his last Double-A game on July 18.

2016 SEASON

- Won Texas League Player of the Week four times...Was named to the Texas League Mid-season All-Star team...Earned *MiLB.com* Texas League Player of the Month honors for May...Was named an *MiLB.com* Organizational All-Star.

2015 SEASON

- Ranked third among all Astros prospects in home runs and RBI and ranked sixth all of minor league baseball in RBI.
- Was twice named the California League Player of the Week for the weeks ending on August 10 and August 31...Appeared in all three of the JetHawks' playoff games, going 3-11 with two home runs and three RBI.

2014 SEASON

- Split his season between Tri-City (A) (30 games) and Quad Cities (A) (43 games), combining to hit .293 (78-266) with 16 doubles, 13 home runs and 52 RBI en route to being named an *MiLB.com* Organizational All-Star.
- Was named the New York-Penn League Player of the Week for June 30-July 6...Had two doubles, two home runs and 11 RBI in six games that week...Was promoted to Quad Cities (A) on July 15 and finished his season with the River Bandits.

BACKGROUND

- Jonathan Gregory Davis was a four-year letter winner at Elk Grove (CA) High School.
- Was a two-time high school All-American and was named the NorCal Player of the Year in both his junior and senior years.
- Was drafted in the fifth round of the 2011 MLB Draft by the Tampa Bay Rays, but did not sign.
- Attended Cal State Fullerton where he was named to the All-Big West First Team in his sophomore and junior years...In his junior year, led the Titans in batting average (.338), OBP (.419) and slugging (.523)...Was a closer in college...Posted seven saves in 14 relief appearances, putting up a 2.66 ERA.
- Was honored as a recipient of the Thurman Munson Award on February 4, 2020 for contributions on and off the field in New York...Taught fire safety to children in conjunction with the FDNY in 2019.
- Was an elf at the Mets Holiday Party for Kids in December 2019.

CAREER TRANSACTIONS

- Selected by the Houston Astros in the third round of the 2014 First-Year Player Draft.
- Acquired by the New York Mets from the Houston Astros along with INF Cody Bohanek in exchange for OF Ross Adolph, C Scott Manea and INF Luis Santana on January 6, 2019.

CAREER STATISTICS

YEAR	TEAM	AVG	G	AB	R	H	2B	3B	HR	RBI	SH	SF	HBP	BB	SO	SB	CS	SLG	OBP	E
2014	Tri-City (A)	.279	30	111	18	31	7	1	5	20	0	1	4	15	25	1	0	.495	.382	11
	Quad Cities (A)	.303	43	155	20	47	9	0	8	32	0	1	2	13	41	4	0	.516	.363	4
2015	Lancaster (A)	.289	120	485	93	140	28	3	26	101	0	3	10	54	157	5	2	.520	.370	19
2016	Corpus Christi (AA)	.268	126	485	61	130	34	1	23	81	0	4	5	45	143	1	3	.485	.334	15
2017	Corpus Christi (AA)	.279	87	331	49	98	18	0	21	60	0	3	3	31	90	5	2	.510	.340	13
	Fresno (AAA)	.295	16	61	10	18	5	0	5	18	0	3	0	9	18	0	0	.623	.370	2
	HOUSTON (AL)	.226	24	62	8	14	4	0	4	7	0	1	1	4	20	1	1	.484	.279	0
2018	HOUSTON (AL)	.175	42	103	9	18	2	0	1	5	0	0	0	10	29	0	0	.223	.248	3
	Fresno (AAA)	.342	85	333	56	114	25	2	17	81	0	5	3	36	69	3	0	.583	.406	4
2019	METS	.307	140	410	65	126	22	1	22	57	0	2	3	38	97	3	0	.527	.369	7
Minor League Totals		.292	507	1981	307	578	126	7	105	393	0	20	27	203	543	19	7	.521	.362	68
Major League Totals		.275	207	575	82	158	28	1	27	69	0	3	4	52	146	4	1	.468	.338	10

CAREER PITCHING

YEAR	TEAM	W-L	ERA	G	GS	CG	SHO	SV	IP	H	R	ER	HR	HB	BB	SO	WP	BK
2017	HOUSTON (AL)	0-0	0.00	2	0	0	0	0	1.2	1	0	0	0	0	1	3	0	0
2018	HOUSTON (AL)	0-0	9.00	1	0	0	0	0	1.0	1	1	1	1	0	0	1	0	0
Major League Totals		0-0	3.38	3	0	0	0	0	2.2	2	1	1	1	0	1	4	0	0

CAREER FIELDING

POS	G	PO	A	E	PCT	TC	DP
1B	15	73	8	0	1.000	81	3
3B	76	30	124	8	.951	162	13
OF	84	97	5	2	.981	104	1
P	3	0	0	0	---	0	0





JACOB

deGROM

48 RHP

@JdeGrom19

HT 6-4 WT 180 BT L TH R

OPENING DAY AGE: 31
BIRTHDATE: JUNE 19, 1988
BIRTHPLACE: DELAND, FL
RESIDES: DELAND, FL
MLB SERVICE TIME: 5 YEARS, 139 DAYS
SIGNED BY: STEVE NICHOLS
HOW OBTAINED: METS NINTH-ROUND PICK IN THE 2010 FIRST-YEAR PLAYER DRAFT
CONTRACT STATUS: SIGNED THROUGH 2023

🏆 CY YOUNG: 2018, 2019 ☆ ALL-STAR: 2015, 2018, 2019

🏆 ROOKIE OF THE YEAR: 2014 🏆 WILSON DEFENSIVE PLAYER OF THE YEAR: 2015

CAREER HIGHLIGHTS

- Named the 2018 and 2019 National League Cy Young Award winner by the BBWAA...Is one of four Mets pitcher to win the award, joining R.A. Dickey (2012), Dwight Gooden (1985) and Tom Seaver (1969, 1973, 1975) and the second Met to win it twice...In 2019, became the only Met to win the award in consecutive seasons...Was also named the Players Choice 2018 NL Outstanding Pitcher.
- Is one of three pitchers in baseball history win multiple Cy Young Awards and be named Rookie of the Year (Justin Verlander, Tom Seaver).
- Is one of seven pitchers, and the third Mets pitcher, to win at least one Cy Young Award and the Rookie of the Year Award.
- Named to the 2019, 2018 and 2015 NL All-Star teams...In the 2015 All-Star Game, struck out the side on 10 pitches, while retiring the side on just seven in 2019...In three All Star Games, deGrom has allowed just one baserunner, a solo home run to Mike Trout in 2018, in 3.0 innings pitched, striking out five batters in that span.
- Named the 2014 NL Rookie of the Year by the BBWAA...Also named the Sporting News NL Rookie of the Year and the Players Choice NL Outstanding Rookie.
- Named the National League Rookie of the Month for July and for September, 2014.
- Tied the modern-era major league record with eight consecutive strikeouts to begin his start on September 15, 2014 vs. Miami.
- Is the only pitcher in major league history with multiple starts with a home run hit and at least 13 strikeouts...Struck out 14 Marlins and hit a solo home run on April 3, 2019 at Marlins Park, and punched out 13 batters and hit a game-tying solo shot on August 23, 2019 against the Braves at Citi Field.
- Named NL Co-Player of the Week, June 1-7, 2015, and June 12-18, 2017...Also NL Co-Player of the Week, July 21-27, 2014.
- Has allowed one or zero runs 80 times in 171 career starts, the most such starts in any major league starter's first 171 career games in the last century...Has 27 career scoreless outings of at least 7.0 innings, tied for the most in the major leagues since his debut.

CAREER BESTS

WIN STREAK

8 games
6/12/17-7/24/17

LOSS STREAK

5 games
6/23/18-8/3/18

STRIKEOUTS, GAME

14 strikeouts
4/3/19 at Miami

DOUBLE-DIGIT STRIKEOUT GAMES

41 games
last, 11 strikeouts, 9/9/19 vs. Arizona

LONGEST OUTING, STARTER

9.0 innings
3x, last, 8/18/18 at Philadelphia

MOST WALKS, GAME

6 walks
4/22/17 vs. Washington

SCORELESS STREAK

24.1 innings
4/21/18-5/18/18

LAST COMPLETE GAME

8/18/18 at Philadelphia (Won, 3-1)

LAST COMPLETE-GAME SHUTOUT

7/17/16 at Philadelphia (Won, 5-0)

FEWEST HITS, COMPLETE GAME

1 hit
7/17/16 at Philadelphia (Won, 5-0)

FEWEST WALKS, COMPLETE GAME

0 walks
8/18/18 at Philadelphia (Won, 3-1)

deGROM, JACOB

- His 2.62 career ERA is the second-lowest among all active pitchers with at least 100 starts...Trails only Clayton Kershaw (2.44)...Has a 2.21 ERA (135 earned runs/581.1 innings) in 84 career starts at home, the second-lowest home ERA since 2014 (min. 200.0 innings) behind Kershaw (2.09) and the lowest home ERA in franchise history (min 400.0 innings).
- Is 24-11 with a 1.84 daytime ERA (69 earned runs/338.0 innings) in 53 career daytime starts... The 1.84 ERA is the lowest by any player in the daytime since 1913 (min. 200.0 daytime innings pitched).
- Is one of three pitchers to have one of the top nine single-season strikeout records in franchise history (Tom Seaver owns five slots - first, second, seventh, eighth and ninth, while Dwight Gooden has two spots - third and fifth)...DeGrom's 269 and 255 strikeouts in 2018 and 2019, respectively, rank fourth and sixth.
- Ended the season tossing 23.0 consecutive scoreless innings, the longest season-ending scoreless streak in franchise history.
- Allowed three runs or fewer in 27 of his 32 starts this year, which was tied for the second-most starts this season in baseball (Justin Verlander had 28, while Ryne Stanek, Sonny Gray, and Gerrit Cole each had 27)
- Had seven games with 7.0 or more innings pitched without allowing an earned run, the third-most such games in the majors.
- Was named to his third All-Star team and his second in a row...Retired all three batters he faced (George Springer, DJ LeMahieu, Mike Trout), striking out Springer and throwing just seven pitches.
- Tossed 7.0 innings or more in 12 of his final 13 starts...Went 6-1 with a 1.42 ERA (14 earned runs/89.0 innings) in that span.

2019 SEASON

- Became the first back-to-back National League Cy Young Award winner since Max Scherzer won the award in 2016 and 2017...Became the 11th pitcher to win the award in consecutive seasons and just the 19th pitcher to win the award more than once...Became the second Met to win the honor multiple times (Tom Seaver won it three times) and the first Met to win the award in consecutive seasons...Received 29 of 30 first-place votes for a second-straight season...Was his fourth top-eight finish in the Cy Young Award voting.
- Finished 10th in National League MVP voting... Was the second-consecutive year he placed in the MVP standings.
- Ranked first in the National League in bWAR (7.3), fWAR (7.0), strikeouts (255), opponents' slugging percentage (.323), and opponents' OPS (.580)... Also led the National League in starts of at least 7.0 innings (19) and starts allowing two earned runs or fewer (25)...Ranked second in WHIP (0.97), opponents' on-base percentage (.257), ERA (2.43), and FIP (2.67)...Also had nine games of double-digit strikeouts, the second-most in the NL...Ranked third in innings pitched (204.0) and home runs allowed per nine innings (0.84).
- His 255 strikeouts were the sixth-most in a season by a Met.
- Led the majors with a 1.89 ERA (32 earned runs/152.0 innings) from May 22 through the end of the season...He went 8-3 in that span across 23 starts with 188 strikeouts and 30 walks...His 188 punchouts and 152.0 innings in that span both led the National League.
- DeGrom recorded 23 quality starts, the sixth-most in baseball.
- According to FanGraphs, deGrom allowed a 29.9 hard-hit percentage, the fourth-lowest in the majors...His 21.9 soft-hit percentage was also the fourth-best in baseball (min. 100.0 innings).
- Gave up 48 extra-base hits in 204.0 innings... Among the 59 pitchers with 30 or more starts this season, only two surrendered fewer extra-base knocks...No pitcher with 32 or more games started allowed fewer extra-base hits
- Allowed one or no runs in half (16) of his 32 starts, tied for the third-most starts in baseball among non-openers.
- Held his opponents to a .183 (26-142) average with runners in scoring position, the second-best mark in the majors (led NL)...When there were two outs with runners in scoring position, opponents hit just .104 (7-67), the lowest mark in the majors (min. 40 batters faced).
- Allowed three runs in 29.0 innings (0.93 ERA) in five day game outings this year, the second-lowest daytime ERA by a starter.
- Right-handed hitters had a .232 on-base percentage against deGrom, the fourth-best OBP against righties...Also had the seventh-best opponents' slugging percentage against right-handed hitters (.318) and the 10th-lowest opponents batting average against righties (.202, (87-431) (min. 300 batters faced).
- deGrom's .331 opponents' slugging percentage against left-handed hitters was the fourth-lowest in baseball (min. 250 batters faced)...His .213 (67-314) opponents' average against lefties was the ninth-best in baseball.

- Became just the third Met ever with multiple seasons of at least 250 strikeouts...He is the only pitcher in franchise history to record a K/9 ratio over 10.0 in three different seasons.
- When getting 0-2 runs of support, deGrom held his opponents to a .191 batting average (44-230) and a .545 OPS...Among qualified starters, deGrom's .191 opponents' average ranked fifth in baseball, while his opponents' OPS ranked sixth in the majors.
- Passed four former Mets on the franchise's all-time strikeouts list: Jon Matlack (1,023), Al Leiter (1,106), Ron Darling (1,148), and David Cone (1,172)...Entered the 2020 season with the fifth-most strikeouts in franchise history.
- Owned a 2.45 ERA (26 earned runs/95.1 innings) against division opponents.
- His 13 hits were tied for the most among pitchers, along with teammate Steven Matz and Zack Greinke...DeGrom was one of four pitchers to have multiple home runs this year, joining teammate Noah Syndergaard (two), Madison Bumgarner (two) and Greinke (three)...His two home runs were the most he has had in a single season.
- Was named to his second All-Star team (also, 2015)...Became the 13th pitcher in Mets history with multiple All-Star selections...At the All-Star break, had a 1.68 ERA, the second-lowest first-half mark in team history (Dwight Gooden had a slightly better 1.68 ERA in 1985).
- Became the first pitcher in modern major league history (since 1900) to have a sub-2.00 ERA, at least 260 strikeouts, 50 or fewer walks and 10 or fewer home runs allowed...According to Elias, was the 10th time since 1920 that a pitcher had at least 200.0 innings and an ERA of 1.70 or lower in a season.
- Faced 643 batters with the score tied or the Mets up or down by one run (77 percent of his 835 total batters faced), 47 more than any pitcher in the majors.
- Held opponents to a .142 (19-134) batting average with RISP, second-lowest in the majors and ninth-lowest since the statistic started being tracked in 1974...Opponents were 0-13 with nine strikeouts vs. deGrom with the bases loaded.
- With 10 strikeouts in his final start of the season, deGrom, reached 1,000 career strikeouts... Reached the milestone faster than any Mets pitcher in club history (897.2 innings, previous fastest was David Cone, who reached 1,000 Ks in 1,048.1 innings).

2018 SEASON

- Was a near-unanimous selection for the NL Cy Young Award, finishing with 29 of 30 first place votes and 207 of a possible 210 voting points... Became the Mets' fourth winner of the award and first since R.A. Dickey in 2012...Was presented with the award during the 96th Annual New York Baseball Writers' Dinner on January 26, 2019 at the New York Hilton Midtown Hotel.
- Finished in fifth place in the NL MVP balloting... Received one first-place vote.
- Led the majors with a 1.70 ERA (41 earned runs/217.0 innings), .521 opponent OPS, 0.41 HR/9 rate, 8.8 *Fangraphs* WAR, 9.2 RA-9 WAR, 1.99 FIP, .277 opponent slugging, 216 ERA+, 2.08 DRA and a 1.87 road ERA...His 269 strikeouts were the second-most in the NL and fourth-most in the majors...Led the NL in home ERA (1.54), opponent OBP (.244) and *Baseball-Reference* WAR (10.0).
- His 32 starts, 217.0 innings, 1.70 ERA, 269 strikeouts, 0.91 WHIP, 1.99 FIP, 6.3 H/9 and 0.41 HR/9 were all career-bests...The only Mets pitcher with a lower ERA in a season was Dwight Gooden (1.53 ERA in 1985)...Fanned 32.2 percent of the hitters he faced, the highest single-season rate in Mets history.
- Allowed three runs or fewer in each of his last 29 starts, the longest single-season streak in MLB history...Hurled 24 straight quality starts to finish the season, the longest single-season streak in major league history.
- Had a career-best 24.1 scoreless inning streak between April 21-May 18.
- Returned from the DL on May 13 at Philadelphia and pitched into and out of a bases-loaded jam in a 1.0-inning start that featured 45 pitches, three walks, two strikeouts and 20 foul balls.
- Went the distance at Philadelphia on August 18, allowing one run, unearned, in the seventh inning...Was his third career complete game.

2017 SEASON

- Was named the National League Player of the Week for the week of June 12-18...Went 2-0 with a 0.53 ERA (one earned run/ 17.0 innings) including a complete game against the Cubs on June 12.
- He ranked fourth in the majors in double-digit strikeout games (11) behind Chris Sale (18 games), Max Scherzer (15) and Corey Kluber (15).
- Induced 465 swings and misses on his pitches in his 31 starts, the fifth-highest total in the major leagues...Batters swung and missed 225 times at his four-seam fastball, the most in the major leagues...The swing-and-miss rate on his four-seam fastball was 14.40%, also the highest in the league (min. 1,100 total swings).

- Went 6-0 with a 2.10 ERA in his first 10 career starts vs. the Phillies...The Mets were 10-0 in those 10 starts...Only Tom Seaver (13 starts from 1969-1972) went unbeaten in 10 or more consecutive starts.
- Hit his first major-league home run, an opposite-field shot off the Nationals' Joe Ross, in the third inning on June 18 vs. Washington.
- Retired 23 straight batters after giving up a one-out single to Matt Carpenter in the first inning on May 21 vs. St. Louis...Pitched 8.0 scoreless innings, allowing one hit in that start...Also struck out a season-high 11 and walked none in that start, becoming the fourth pitcher in franchise history to allow one or fewer hits, strike out at least 10 and walk none in a game.

2016 SEASON

- Did not pitch after September 1...Had surgery to reposition the ulnar nerve in his right elbow on September 21.
- In nine no-decisions, he had a 1.92 ERA (13 earned runs/61.0 innings).
- Tossed his first career complete-game one-hit shutout on July 17 at Philadelphia...Struck out seven and walked one in the 105-pitch effort... The one hit he allowed came on a single by the pitcher, Zach Eflin, in the third inning...It was the fifth time in Mets history that a Mets pitcher pitched a complete-game one-hitter where the opposing pitcher came up with the one hit.

2015 SEASON

- Named to the 2015 NL All-Star team...Struck out Oakland's Stephen Vogt, Cleveland's Jason Kipnis, and Detroit's José Iglesias in the sixth inning of the 2015 All-Star Game in Cincinnati... DeGrom became the first player in All-Star history to strike out three batters in an inning with 10 pitches or fewer.
- Became the 11th pitcher in team history to record 200 strikeouts in a season...Finished fourth in the NL with a 2.54 ERA, tied for eighth in strikeouts (205), tied for seventh in wins (14) and fifth in opponents' batting average against (.215).
- Named co-NL Player of the Week with Clayton Kershaw for the week of June 1-7.

POSTSEASON

- Won each of his first three starts (Game 1 NLDS, Game 5 NLDS and Game 3 NLCS)...Was the second starter in Mets franchise history to win three consecutive postseason starts, joining Jerry Koosman who did so spanning the 1969 and 1973 postseasons.
- Had 29 strikeouts, the third-most in franchise history for a single postseason, trailing only Tom Seaver in 1973 (35) and Al Leiter in 2000 (31).
- Won three road games, matching a Major League record for most wins on the road in a single postseason, joining Madison Bumgarner (2014), Cliff Lee (2010), Freddy Garcia (2005) and John Smoltz (1996).
- Tied a postseason franchise record with 13 strikeouts in Game 1 of the NLDS at Los Angeles... Tom Seaver also struck out 13 in Game 1 of the 1973 NLCS at Cincinnati...Became the first pitcher in major league history to record six strikeouts in the first 2.0 innings of his postseason debut.

2014 SEASON

- Named the NL Rookie of the Year by the Baseball Writer's Association of America...Was the fifth Mets player to receive the honor...Also named the *Sporting News* NL Rookie of the Year and the Player's Choice NL Outstanding Rookie.
- Began the year with Las Vegas (AAA) of the Pacific Coast League before being recalled on May 13...Went on to make 22 starts, and win the NL Rookie Triple Crown, leading in strikeouts (144), ERA (2.69) and tying for the league lead with nine wins.

METS CY YOUNG AWARD WINNERS

Four Mets pitchers have won the National League Cy Young Award: Tom Seaver, who earned the honor three times between 1969-1975, Jacob deGrom, who won in back-to-back seasons in 2018-2019, Dwight Gooden and R.A. Dickey. Below are their statistics from their Cy Young Award-winning seasons:

Pitcher	Year	W-L	ERA	SO	WHIP	Pitcher	Year	W-L	ERA	SO	WHIP
Seaver	1969	25-7	2.21	208	1.04	Dickey	2012	20-6	2.73	230	1.05
Seaver (2)	1973	19-10	2.08	251	0.98	deGrom	2018	10-9	1.70	269	0.91
Seaver (3)	1975	22-9	2.38	243	1.09	deGrom (2)	2019	11-8	2.43	255	0.97
Gooden	1985	24-4	1.53	268	0.97						

- Was named the NL Rookie of the Month for July and for September, becoming the second Mets player to earn the award since the award was established in 2003 (Justin Turner, May 2011).
- Was co-NL Player of the Week for July 21-July 27, going 2-0 with 0.68 ERA during the period.
- Tied the modern-era major league record with eight consecutive strikeouts to begin his start on September 15 vs. Miami...Tied Houston's Jim Deshaies, who did it on September 23, 1986 vs. Los Angeles (NL)...The Mets record was six to begin a game, held by Pete Falcone, who did it on May 1, 1980 vs. Philadelphia...The eight consecutive strikeouts at any point are the second most in team history behind Tom Seaver's MLB-record 10 on April 22, 1970 vs. San Diego.
- Established a rookie franchise-record, hurling 67.1 innings from June 5-August 7 without allowing a home run.
- Went 7.0 innings and allowed one run, earned, with six strikeouts in his debut on May 15 vs. New York (AL)...The 7.0 innings tied the longest outing by a Mets pitcher in his debut since 1982, when Brent Gaff tossed 7.2 innings, losing 3-2 to San Francisco despite allowing three unearned runs on July 7, 1982.
- Won his first major league game on June 21 at Miami with 7.0 shutout innings.
- Pitched 6.2 no-hit innings in his start on August 2 vs. San Francisco before Pablo Sandoval doubled...It was the third-longest no-hit bid by a rookie in franchise history...Randy Tate pitched 7.1-hitless innings against the Expos at Shea on August 4, 1975 and Dwight Gooden tossed 8.0-hitless innings at Pittsburgh on June 6, 1984.

2011 SEASON

- Missed the entire year after undergoing Tommy John surgery.

BACKGROUND

- Jacob Anthony deGrom graduated from Cavalry Christian Academy (FL) where he played baseball and basketball...Helped his team win the American Legion State Championship in 2006.
- Attended Stetson University...Played third base and shortstop his first two years before converting to a pitcher as a junior in 2010...Was 4-5 with two saves in 17 games, 12 starts as a junior...Stetson is one of two schools to have two MLB award winners in the same season (AL Cy Young Award winner Corey Kluber).
- Got married two days before winning the 2014 NL Rookie of the Year.
- Was the guest speaker at the annual St. John's baseball dinner on January 22, 2014.
- Was honored by the New York Chapter of the BBWAA, along with teammates Matt Harvey, Steven Matz and Noah Syndergaard, as the "Toast of the Town" at the organization's annual dinner in Manhattan on January 23, 2016.
- Was honored as the 2018 New York Player of the Year by the New York Chapter of the BBWAA, at the organization's annual dinner in Manhattan on January 26, 2019.

CAREER TRANSACTIONS

- Selected by the New York Mets in the ninth-round (272nd overall) of the 2010 First-Year Player Draft.
- On the 15-Day Disabled List, August 8-August 23, 2014, with right rotator cuff tendinitis.
- On the Bereavement/Family Medical Emergency List, April 16-23, 2016.
- On the 10-Day Disabled List, May 6, retroactive to May 3-May 13, 2018 with a hyperextended right elbow.
- Place on 10-Day Injured List from April 20, 2019 (retroactive to April 16) to April 26 with right elbow soreness.

CONSECUTIVE CY YOUNG AWARDS

Ten pitchers (11 occurrences) have won the Cy Young Award in consecutive seasons:

Pitcher	Years	League/Club	Pitcher	Years	League/Club
Jacob deGrom	2018-19	NL/Mets	Roger Clemens	1997-98	AL/Toronto
Max Scherzer	2016-17	NL/Washington	Greg Maddux	1992-95	NL/CHC & ATL
Clayton Kershaw	2013-14	NL/Los Angeles	Roger Clemens	1986-87	AL/Boston
Tim Lincecum	2008-09	NL/San Francisco	Denny McLain	1968-69	AL/Detroit
Randy Johnson	1999-2002	NL/Arizona	Sandy Koufax	1965-66	NL/Los Angeles
Pedro Martinez	1999-2000	AL/Boston			

CAREER STATISTICS

YEAR	TEAM	W-L	ERA	G	GS	CG	SHO	SV	IP	H	R	ER	HR	HB	BB	SO	WP	BK
2010	Kingsport (R)	1-1	5.19	6	6	0	0	0	26.0	35	15	15	2	0	6	22	1	0
2011																		
Injured - Did Not Pitch																		
2012	Savannah (A)	6-3	2.51	15	15	0	0	0	89.2	77	33	25	3	1	14	78	2	1
	St. Lucie (A)	3-0	2.08	4	4	0	0	0	21.2	14	5	5	1	1	6	18	3	0
2013	St. Lucie (A)	1-0	3.00	2	2	0	0	0	12.0	12	4	4	1	1	2	13	1	0
	Binghamton (AA)	2-5	4.80	10	10	0	0	0	60.0	69	38	32	4	2	20	44	3	1
	Las Vegas (AAA)	4-2	4.52	14	14	0	0	0	75.2	87	41	38	6	1	24	63	3	0
2014	Las Vegas (AAA)	4-0	2.58	7	7	0	0	0	38.1	39	13	11	2	1	10	29	2	0
	METS	9-6	2.69	22	22	0	0	0	140.1	117	44	42	7	1	43	144	1	0
2015	METS	14-8	2.54	30	30	0	0	0	191.0	149	59	54	16	2	38	205	6	0
2016	METS	7-8	3.04	24	24	1	1	0	148.0	142	53	50	15	3	36	143	4	0
2017	METS	15-10	3.53	31	31	1	0	0	201.1	180	87	79	28	2	59	239	7	0
2018	METS	10-9	1.70	32	32	1	0	0	217.0	152	48	41	10	5	46	269	2	0
2019	METS	11-8	2.43	32	32	0	0	0	204.0	154	59	55	19	7	44	255	2	0
Minor League Totals		21-11	3.62	58	58	0	0	0	323.1	333	149	130	19	7	82	267	15	2
Major League Totals		66-49	2.62	171	171	3	1	0	1101.2	894	350	321	95	20	266	1255	22	0

CAREER PLAYOFF STATISTICS

YEAR	RND	TEAM/OPP	W-L	ERA	G	GS	CG	SHO	SV	IP	H	R	ER	HR	HB	BB	SO	WP	BK
2015	NLDS	NYM vs. LAD	2-0	1.38	2	2	0	0	0	13.0	11	2	2	0	0	4	20	0	0
	NLCS	NYM vs. CHC	1-0	2.57	1	1	0	0	0	7.0	4	2	2	2	0	1	7	0	0
	WS	NYM vs. KC	0-1	7.20	1	1	0	0	0	5.0	6	4	4	0	0	3	2	0	0
Postseason Totals			3-1	2.88	4	4	0	0	0	25.0	21	8	8	2	0	8	29	0	0

ALL-STAR GAME

YEAR	LEAGUE/SITE	W-L	ERA	G	GS	CG	SHO	SV	IP	H	R	ER	HR	HB	BB	SO	WP	BK
2015	NL/CINCINNATI	0-0	0.00	1	0	0	0	0	1.0	0	0	0	0	0	0	3	0	0
2018	NL/WASHINGTON	0-0	9.00	1	0	0	0	0	1.0	1	1	1	1	0	0	1	0	0
2019	NL/CLEVELAND	0-0	0.00	1	0	0	0	0	1.0	0	0	0	0	0	0	1	0	0
All-Star Game Totals		0-0	3.00	3	0	0	0	0	3.0	1	1	1	1	0	0	5	0	0

MAJOR LEAGUE HITTING TOTALS

YEAR	TEAM	AVG.	G	AB	R	H	2B	3B	HR	RBI	SH	SF	HBP	BB	SO	SB	CS	SLG	OBP	E
2019	METS	.200	31	65	4	13	2	0	2	6	0	1	0	4	19	0	0	.323	.246	1
TOTAL		.189	171	350	23	66	8	0	3	23	0	23	8	17	107	1	0	.237	.226	5

Last Home Run — August 23, 2019 vs. Atlanta (Mike Foltynewicz)

Most Hits, Game — 3, May 16, 2015 vs. Milwaukee

Most RBI, Game — 2, 3x, last - August 5, 2019 vs. Miami

CAREER FIELDING

POS	G	PO	A	E	PCT	TC	DP
P	171	88	138	5	.978	231	12



EDWIN
DÍAZ

39 RHP

@edidiaz44

@sugardiaz44

HT 6-3 WT 165 BT R TH R

OPENING DAY AGE: 26
BIRTHDATE: MARCH 22, 1994
BIRTHPLACE: HUMACAO, PUERTO RICO
RESIDES: HUMACAO, PUERTO RICO
MAJOR LEAGUE SERVICE TIME: 3 YEARS, 121 DAYS
SIGNED BY: NOEL SEVILLA (SEATTLE)
HOW OBTAINED: ACQUIRED FROM SEATTLE ALONG WITH INF ROBINSON CANÓ AND CASH CONSIDERATIONS IN EXCHANGE FOR OF JAY BRUCE, RHP ANTHONY SWARZAK, RHP GERSON BAUTISTA, RHP JUSTIN DUNN AND OF JARRED KELENIC ON DECEMBER 3, 2018
CONTRACT STATUS: ELIGIBLE FREE AGENT AFTER 2022

★ ALL-STAR: 2018

🇺🇸 RELIEVER OF THE YEAR: 2018 (AL)

👤 MLB SAVES LEADER: 2018

CAREER HIGHLIGHTS

- Is the only pitcher in major league history to begin his career with four seasons with at least 50.0 innings and a strikeouts-per-nine-innings ratio of 12.0 or better.
- Saved 57 games in 2018, tied for the second-most saves in a single season in MLB history...That season, was named the Mariano Rivera AL Reliever of the Year and earned AL All-Star honors for the first time in his career.
- Is one of 14 pitchers with a 50-save season and one of five to lock down at least 55 saves in one season.
- Is the youngest pitcher in MLB history to record a 50-save season...Did so with 57 saves in his age-24 season.
- Is one of three pitchers to rack up at least 100 saves in his first three seasons...Joins Kazuhiro Sasaki (119) and Billy Koch (100)... Was 24 years, 151 days old when he earned his 100th save...Is the second-youngest pitcher to reach 100 career saves behind only Roberto Osuna (23 years, 62 days).
- Was the fourth-fastest pitcher to reach his 300th career strikeout (190.2 innings)...Needed just 249.0 innings to reach 400 career strikeouts, the third-fastest by any pitcher...Only Craig Kimbrel (236.1 innings) and Aroldis Chapman (238.0) were faster.

2019 SEASON

- Posted the best K/9 ratio of his career (15.4), striking out 99 batters in 58.0 innings.
- Recorded each out in an outing via strikeout 18 times.
- Notched his first save as a Met in his team debut on Opening Day at Nationals Park, preserving a 2-0 Mets' victory with a strikeout.
- His final strikeout of the season was his 400th of his career.
- Had the ninth-most saves in the National League (26).

2018 SEASON

- Was named the Mariano Rivera AL Reliever of the Year and earned AL All-Star honors for the first time in his career.
- Finished eighth in the AL Cy Young Award balloting...Also received five votes for the AL MVP Award and finished 18th.
- Was a four-time AL Reliever of the Month honoree, taking the award in April, June, July and August...Was the first non-rookie to win at least four monthly awards in a season since Pedro Martinez earned four AL Pitcher of the Month honors in 1999.

CAREER BESTS

WIN STREAK
1 game
6x, last, 9/6/19

LOSS STREAK
5 games
2x, last 5/29/19-9/3/19

STRIKEOUTS, GAME
5 strikeouts
6/14/16, Seattle at Tampa Bay

LONGEST OUTING
2.2 innings
6/14/16, Seattle at Tampa Bay

MOST WALKS, GAME
4 walks
5/15/17, Seattle vs. Oakland

SCORELESS STREAK
16.0 innings
9/8/17-4/21/18

DÍAZ, EDWIN

- Went 57-61 (93.4 percent) in save opportunities, while posting a record of 0-4 with a 1.96 ERA (16 earned runs/73.1 innings) with 124 strikeouts and 17 walks in 73 relief appearances with the Mariners...Successfully converted 28 consecutive save opportunities from June 2-August 15...Was the longest streak in the majors in 2018.
- Led the majors with 57 saves, tied for the second-highest single-season total in MLB history...Only Francisco Rodríguez (62 in 2008) has had more in a season...Ranked second among all relievers with 124 strikeouts.
- His 3.5 *Fangraphs* WAR was the seventh-highest by a reliever since the 2000 season.
- The Mariners went 66-0 when he entered the game with a lead...went 61-0 in his save opportunities...went 30-0 when he entered with a one-run lead...Díaz was 27-30 in one-run save opportunities with a 0.89 ERA (three earned runs/30.1 innings) with 55 strikeouts and 5 walks... According to STATS, his 27 one-run saves were a single-season MLB record.
- Led AL relievers and ranked second among all relievers with 124 strikeouts...Struck out 44.3 percent (124 strikeouts/280 BF) of batters he faced in 2018, the second-best mark among all relievers behind Milwaukee's Josh Hader (46.8 percent - 140 SO/299 BF), the third-best mark by a reliever in AL history and seventh-best by a reliever in major league history...Fanned his first batter faced in 34 of 73 (46.6 percent) appearances in 2018, the top mark among all relievers.
- Is the second pitcher in MLB history to compile at least 50 saves and 100 strikeouts in the same season...Joined Eric Gagne, who did so in consecutive years (2002-2003).
- With 124 strikeouts and 17 walks, became only the 18th reliever in Major League history with a season with at least 100 more strikeouts than walks...Josh Hader (143 strikeouts, 30 walks) also accomplished this feat in 2018.
- Retired all three batters faced in 33 of 69 (48 percent) appearances of exactly 1.0 inning.
- Earned the win in the 2018 All-Star Game.

2017 SEASON

- His 34 saves were tied for fourth-most in the AL.
- In 35 road games, was 25-27 in save chances with a 1.24 ERA (five earned runs/36.1 innings) with 54 strikeouts...had a 5.76 ERA (19 earned runs/29.2 innings) in 31 home games.
- Named AL Reliever of the Month for July, going 0-1 with eight saves and a 1.98 ERA (three earned runs/13.2 innings) with 21 strikeouts in 13 games.

2016 SEASON

- After becoming the closer on August 1 through the end of the season, had a major league-leading 18 saves in 21 chances with a 3.71 ERA (11 earned runs/26.2 innings) and 39 strikeouts.
- Successfully converted his first 11 save chances, the longest career-opening streak in the majors since the Angels' Ernesto Frieri went 12-for-his-first-12 in save opportunities in 2012.
- Notched his first major league save and struck out three on August 2 vs. Boston.
- Recorded his first 50 career strikeouts in 25.1 innings, the fastest of any pitcher to make his Major League debut since 1893...Research courtesy of Elias.
- Struck out 15.33 batters per nine innings, the second-best rate among all relievers behind the Yankees' Dellin Betances (15.53) and the eighth-best mark in MLB history...Was the second-best K/9 ratio by a rookie reliever in MLB history, trailing the Dodgers' Kenley Jansen (16.10, 2011).
- Had his contract selected from Jackson (AA) on June 4...Made his MLB debut on June 6 vs. Cleveland.

2015 SEASON

- Split his season between Bakersfield (A) and Jackson (AA).
- Was a member of the World Team in the 2015 SiriusXM MLB Futures Game.
- Among all minor league players, ranked ninth in strikeouts per nine innings (9.23) and tied for 13th in strikeouts (145).

2014 SEASON

- Was named the top starting pitcher in the Mariners organization...Allowed two earned runs or fewer in 17 of his 24 starts.

2013 SEASON

- Was named Appalachian League Pitcher of the Year after spending the year with Pulaski (R).
- Led the league in ERA (1.43), WHIP (0.91) and strikeouts (79).
- Was named Appalachian League Pitcher of the Week, June 24-30.

2012 SEASON

- Began his professional career with AZL Mariners.

BACKGROUND

- Edwin Orlando Díaz graduated from Caguas Military Academy in 2012.
- Has organized baseball clinics for kids as part of his Edwin Díaz Baseball Academy in his hometown...Robinson Canó has participated in some of the clinics.
- Aided with relief following a string of earthquakes in Puerto Rico in early 2020, shopping for supplies and driving two hours across the island with members of his extended family to Peñuelas to distribute water, paper towels, toiletries and first-aid kits...Also helped with relief efforts in Puerto Rico after the 2017 season following Hurricane Maria, which struck the island in September 2017.
- After the 2019 season, he sent videos of his bullpen sessions to Hall of Famer Pedro Martínez...Martínez offered advice about his mechanics via FaceTime.

- Is nicknamed "Sugar"...Received the moniker when his high school travel team watched the baseball movie "Sugar" and decided that Díaz resembled the Dominican title character.
- After being introduced as a member of the Mets on December 4, 2018, served as one of Santa's elves during the Kids Holiday Party as part of MetsGiving, handing out gifts to local schoolchildren.

CAREER TRANSACTIONS

- Selected by Seattle in the third round of the 2012 MLB First-Year Player Draft.
- Acquired by the New York Mets from Seattle along with INF Robinson Canó and cash considerations in exchange for OF Jay Bruce, RHP Anthony Swarzak, RHP Gerson Bautista, RHP Justin Dunn and OF Jarred Kelenic on December 3, 2018.

CAREER STATISTICS

YEAR	TEAM	W-L	ERA	G	GS	CG	SHO	SV	IP	H	R	ER	HR	HB	BB	SO	WP	BK
2012	AZL Mariners(R)	2-1	5.21	9	1	0	0	0	19.0	12	13	11	2	5	17	20	0	0
2013	Pulaski (R)	5-2	1.43	13	13	0	0	0	69.0	45	14	11	5	4	18	79	2	0
2014	Clinton (A)	6-8	3.34	24	24	1	1	0	116.0	96	50	43	5	10	42	111	5	2
2015	Bakersfield (A)	2-0	1.70	7	7	0	0	0	37.0	21	7	7	3	4	9	42	2	0
	Jackson (AA)	5-10	4.57	20	20	0	0	0	104.1	102	56	53	5	7	37	103	2	1
2016	Jackson (AA)	3-3	2.21	16	6	0	0	1	40.2	32	13	10	3	2	7	54	2	1
	SEATTLE (AL)	0-4	2.79	49	0	0	0	18	51.2	45	16	16	5	3	15	88	6	1
2017	SEATTLE (AL)	4-6	3.27	66	0	0	0	34	66.0	44	28	24	10	3	32	89	3	1
2018	SEATTLE (AL)	0-4	1.96	73	0	0	0	57	73.1	41	17	16	5	6	17	124	3	1
2019	METS	2-7	5.59	66	0	0	0	26	58.0	58	36	36	15	4	22	99	3	0
Minor League Totals		23-24	3.15	89	71	1	1	1	386.0	308	153	135	23	32	130	409	13	4
Major League Totals		6-21	3.33	254	0	0	0	135	249.0	188	97	92	35	16	86	400	15	3

MAJOR LEAGUE HITTING TOTALS

YEAR	TEAM	AVG.	G	AB	R	H	2B	3B	HR	RBI	SH	SF	HBP	BB	SO	SB	CS	SLG	OBP	E
2019	METS	---	61	0	0	0	0	0	0	0	0	0	0	0	0	0	0	---	---	0
Career Totals		.000	74	2	0	0	0	0	0	0	0	0	0	1	0	0	0	.000	.000	1

Last Home Run — None

Most Hits, Game — None

Most RBI, Game — None

ALL-STAR GAME

YEAR	LEAGUE/SITE	W-L	ERA	G	GS	CG	SHO	SV	IP	H	R	ER	HR	HB	BB	SO	WP	BK
2018	AL/WASHINGTON	1-0	18.00	1	0	0	0	0	1.0	1	2	2	1	0	1	2	0	0

WORLD BASEBALL CLASSIC

YEAR	CLUB	W-L	ERA	G	GS	CG	SHO	SV	IP	H	R	ER	HR	HB	BB	SO	WP	BK
2017	Puerto Rico	1-0	3.38	4	0	0	0	2	5.1	2	2	2	0	0	4	9	0	0

CAREER FIELDING

POS	G	PO	A	E	PCT	TC	DP
P	188	5	11	1	.941	17	0



JEURYS

FAMILIA

27 RHP

@jeurysfamilia

HT **6-3** WT **240** BT **R** TH **R**

OPENING DAY AGE: 30
BIRTHDATE: OCTOBER 10, 1989
BIRTHPLACE: SANTO DOMINGO, DR
RESIDES: YAGUATE, SAN CRISTOBAL, DR
MLB SERVICE TIME: 7 YEARS, 23 DAYS
SIGNED BY: ISMAEL CRUZ & MARCELINO VALLEJO
HOW OBTAINED: SIGNED AS A FREE AGENT ON
DECEMBER 14, 2018
CONTRACT STATUS: SIGNED THROUGH 2021

☆ ALL-STAR: 2016 🏆 MLB SAVES LEADER: 2016 🏆 STERLING ORGANIZATIONAL PITCHER OF THE YEAR: 2009

CAREER HIGHLIGHTS

- Named a 2016 National League All-Star.
- Led the majors with 51 saves in 2016, setting a single-season franchise record...Was the 13th pitcher in major league history to reach the 50-save plateau.
- Has 123 career saves with the Mets (third-most all-time).
- Has the fifth-lowest home run rate (0.52 HR/9) over the last five seasons (min. 200.0 innings) behind Zach Britton (0.36 HR/9), Aroldis Chapman (0.41), Brad Ziegler (0.49) and Mark Melancon (0.51).
- Set a single-season postseason franchise record with five saves in 2015...Recorded a 0.61 ERA (one earned run/14.2 innings) in those playoffs.

2019 SEASON

- Made at least 60 appearances for the fifth time in his last six seasons...Since 2014, he ranks fifth in the majors with 392 appearances...His 66 appearances tied with Edwin Díaz for the team-lead.
- Pitched to a 2.75 ERA (six earned runs/19.2 innings pitched) in 24 appearances in July and August...Went 2-1 with 25 strikeouts and one home run allowed in 19.2 innings pitched in that span.
- Issued a career-high 42 walks, 39 runs, and seven home runs.
- Made two rehab appearances: June 28 with Single-A Brooklyn (1.1 IP, 2 K) and on June 30 with Triple-A Syracuse (1.0 IP, 1 H, 2 K).

2018 SEASON

- Was dealt to the A's on July 21...Prior to being traded to Oakland, was 4-4 with 17 saves and a 2.88 ERA (13 earned runs/40.2 innings) in 40 games for the Mets...With Oakland, saved one ballgame in 30 appearances, recording a 3.45 ERA (12 earned runs/31.1 innings).
- Was on the 10-Day Disabled List, June 8 (retroactive to June 7)-June 17 with a sore right shoulder.
- His eight wins marked a career-high and were tied for the third-most by a reliever.
- Led the Mets with 17 saves and ranked 10th in the NL despite being traded to the AL in July.
- Combined to fan 83 batters in 72.0 innings between Oakland and New York...His 10.38 K/9 ratio was a career-high mark...With Oakland, whiffed 11.49 batters per nine innings (40 strikeouts/31.1 innings).
- Allowed three homers, tied for the third-fewest among all pitchers who threw at least 70.0 innings...Had a 40.1-inning homerless streak from May 13-August 28 that spanned 37 appearances.
- Did not allow an earned run in 15 consecutive appearances from July 1-August 8...During that time, allowed one run, unearned, on six hits with three walks and 18 strikeouts in 17.0 innings.

CAREER BESTS

WIN STREAK
5 games

7/6/18-8/28/18

LOSS STREAK
3 games

5/29/16-7/28/16

STRIKEOUTS, GAME
3 strikeouts

23x, last, 8/23/19 vs. Atlanta

LONGEST OUTING, STARTER
4.0 innings

10/1/12 at Miami

LONGEST OUTING, RELIEVER
2.1 innings

2x, last, 6/7/14 at San Francisco

MOST WALKS, GAME
6 walks

10/1/12 at Miami

SCORELESS STREAK
17.0 innings

6/8/16-7/19/16

POSTSEASON

- Pitched a scoreless, 1-2-3 eighth inning in the AL Wild Card Game for Oakland.

2017 SEASON

- Was on the Disabled List from May 11-August 25 with an arterial clot in his right shoulder... Underwent surgery to repair a blockage of the posterior circumflex humeral artery on his right side on May 12...The surgery was performed by Dr. Robert Thompson in St. Louis.
- Activated from the Restricted List on April 19... Missed the first 15 games of the year...Tossed 2.0 scoreless innings in two minor league outings.
- Had six saves...Passed Billy Wagner to move into fourth place on the franchise all-time saves list.
- Had two saves in 3.1 scoreless innings over four games for the Dominican Republic in the WBC.

2016 SEASON

- Led the majors with 51 saves...Was the first Mets reliever to lead the majors in saves...John Franco led the NL in saves in 1990 and 1994...Set a franchise record for saves in a single season...Set the team record with his 44th save on August 31 vs. Miami...Armando Benitez (2001) and Familia (2015) held the previous mark with 43 saves.
- Was the first Dominican-born reliever to notch 50 or more saves in a season...José Valverde (2011) and Francisco Cordero (2004) each had 49 saves.
- Became the 13th pitcher to reach the 50-save plateau and his 51 saves were tied for the ninth-most in major league history.
- Recorded 52 straight saves in the regular season from August 1, 2015-July 26, 2016, the longest streak in team history and the third-longest streak in major league history...Eric Gagne (84 consecutive saves) owns the longest while Tom Gordon (54 straight) is second.
- Recorded his 100th career save to clinch the NL Wild Card on October 1 at Philadelphia.
- Named to his first All-Star team...Did not pitch.
- Had a save in a team-record 14 straight appearances from June 21-July 26.
- Posted a career-best 17.0 scoreless inning streak from June 8-July 19.

POSTSEASON

- Suffered the loss in New York's Wild Card game vs. San Francisco...Surrendered a three-run home run to the Giants' Conor Gillaspie in the ninth inning.

2015 SEASON

- Finished third in the majors with 43 saves... Tied the club's then-single-season save record closing out a 1-0 win on the last day of the season, October 4 vs. Washington.
- Was tied for the seventh-lowest ERA in team history (min. 70.0 innings).
- Recorded the final three outs in the Mets' 10-2 win on September 26 at Cincinnati that clinched the NL East division title.

POSTSEASON

- Allowed one earned run in 14.2 innings (0.61 ERA) during the postseason...Had three blown saves in the World Series (Games 1, 4 and 5).
- Set a single-season postseason franchise record with five saves...Had three NLCS saves which tied a NLCS record...Recorded the final three outs in Game 4 of the NLCS at Chicago.
- Retired all 16 batters he faced in the NLDS vs. Los Angeles...Pitched 2.0 perfect innings for the save in a 3-2 Game 5 NLDS win at Los Angeles... Became the third pitcher to have a six-out, no-baserunner save in a winner-take-all postseason game, joining the Cardinals' Bruce Sutter (Game 7, 1982 World Series) and the Mets' Jesse Orosco (Game 7, 1986 World Series).
- Closed out Game 1 of the NLDS at Los Angeles with a four-out save in a 3-1 win.

2014 SEASON

- Established a franchise rookie record with 76 appearances...Led all major league rookies in games pitched.
- Had 23 holds, the most by a rookie in team history.
- Underwent bilateral sports hernia surgery on October 25, 2014...Dr. Bill Meyers performed the procedure in Philadelphia.
- Earned his first major league win on April 25 vs. Miami with 1.0 scoreless inning in a 4-3 triumph.
- Collected his first major league hit, a single, on May 28 vs. Pittsburgh (off Bryan Morris).

2013 SEASON

- Underwent right elbow surgery on June 5 at the Hospital for Special Surgery to remove bone spurs and loose bodies...Mets Medical Director Dr. David Altchek performed the procedure.

2012 SEASON

- Made his major league debut on September 4 throwing 1.0 scoreless inning.
- Made his first major league start on October 1 at Miami...Tossed 4.0 scoreless innings.

2010 SEASON

- Played for the World Team in the XM Radio Futures Game.

2009 SEASON

- Named the Sterling Organizational Pitcher of the Year for Savannah (A) of the South Atlantic League, emblematic of the team's MVP.

BACKGROUND

- Jeurys Familia (pronounced Jeh-ohh-reeese) graduated from Liceo Analilian Miranda High School in 2007.
- Built a house for his parents in the Dominican Republic...Finished it in 2015.
- Enjoys listening to music and playing video games.
- Was honored at the 2016 Thurman Munson Dinner for his success and inspiration on the field of play and community outreach efforts.
- Was an elf at the 2014 Mets Holiday Party, which is held annually for local school children.

CAREER TRANSACTIONS

- Signed by the New York Mets as a non-drafted free agent on July 13, 2007.
- On the 15-Day Disabled List, May 9-September 14, 2013, after undergoing right elbow surgery to remove bone spurs and loose bodies.
- On the Restricted List from April 2-19, 2017.
- On the 10-Day Disabled List, May 11-August 25, 2017, with an arterial clot in his right shoulder.
- On the 10-Day Disabled List, June 8 (retroactive to June 7)-June 17, 2018 with a sore right shoulder.
- Acquired by the Oakland Athletics on July 21, 2018 in exchange for RHP Bobby Wahl, INF Will Toffey and international pool money.
- Signed as a free agent by the New York Mets to a three-year contract on December 13, 2018.
- On the 10-Day Injured List, May 1-12, 2019, with a sore right shoulder
- On the 10-Day Injured List, June 18-July 3, 2019 with a Bennett Lesion in his right shoulder.

CAREER STATISTICS

YEAR	TEAM	W-L	ERA	G	GS	CG	SHO	SV	IP	H	R	ER	HR	HB	BB	SO	WP	BK
2008	GCL Mets (A)	2-2	2.79	11	11	0	0	0	51.2	46	20	16	2	3	13	38	4	2
2009	Savannah (A)	10-6	2.69	24	23	0	0	0	134.0	109	49	40	3	12	46	109	17	5
2010	St. Lucie (A)	6-9	5.58	24	24	0	0	0	121.0	117	87	75	7	15	74	137	25	3
2011	St. Lucie (A)	1-1	1.49	6	6	0	0	0	36.1	21	7	6	1	1	8	36	1	0
	Binghamton (AA)	4-4	3.49	17	17	0	0	0	87.2	85	43	34	10	8	35	96	10	0
2012	Buffalo (AAA)	9-9	4.73	28	28	1	0	0	137.0	145	84	72	8	4	73	128	13	2
	METS	0-0	5.84	8	1	0	0	0	12.1	10	8	8	0	0	9	10	0	0
2013	Brooklyn (A)#	0-0	0.00	1	1	0	0	0	1.0	1	1	0	0	0	0	0	0	0
	St. Lucie (A)#	0-1	3.00	3	1	0	0	0	3.0	2	1	1	0	0	2	3	2	0
	Las Vegas (AAA)	0-0	0.00	4	0	0	0	1	5.0	5	0	0	0	0	1	4	0	0
	METS	0-0	4.22	9	0	0	0	1	10.2	12	5	5	2	0	9	8	3	0
2014	METS	2-5	2.21	76	0	0	0	5	77.1	59	26	19	3	2	32	73	9	0
2015	METS	2-2	1.85	76	0	0	0	43	78.0	59	16	16	6	2	19	86	4	0
2016	METS	3-4	2.55	78	0	0	0	51	77.2	63	25	22	1	1	31	84	3	0
2017	METS	2-2	4.38	26	0	0	0	6	24.2	21	14	12	1	1	15	25	1	0
	St. Lucie (A)#	0-0	0.00	3	0	0	0	0	3.0	1	0	0	0	0	2	5	0	0
	Binghamton (AA)#	0-0	0.00	1	0	0	0	0	1.0	0	0	0	0	0	0	1	0	0
	Brooklyn (A)#	0-0	0.00	2	0	0	0	0	2.0	1	0	0	0	0	0	1	0	0
2018	METS	4-4	2.88	40	0	0	0	17	40.2	36	13	13	1	2	14	43	1	0
	OAKLAND (AL)	4-2	3.45	30	0	0	0	1	31.1	24	13	12	2	0	14	40	1	0
2019	METS	4-2	5.70	66	0	0	0	0	60.0	62	39	38	7	3	42	63	3	0
Minor League Totals		32-32	3.75	126	111	1	0	1	585.0	534	292	244	31	43	254	562	72	12
Major League Totals		21-21	3.16	409	1	0	0	124	412.2	346	159	145	23	11	185	432	25	0

rehabilitation assignment

CAREER PLAYOFF STATISTICS

YEAR	RND	TEAM/OPP	W-L	ERA	G	GS	CG	SHO	SV	IP	H	R	ER	HR	HB	BB	SO	WP	BK
2015	NLDS	NYM vs. LAD	0-0	0.00	4	0	0	0	2	5.1	0	0	0	0	0	0	3	0	0
	NLCS	NYM vs. CHC	0-0	0.00	4	0	0	0	3	4.1	2	0	0	0	0	2	3	0	0
	WS	NYM vs. KC	0-0	1.80	4	0	0	0	0	5.0	3	2	1	1	0	0	3	0	0
2016	NLWC	NYM vs. SF	0-1	27.00	1	0	0	0	0	1.0	2	3	3	1	0	1	1	0	0
2018	ALWC	OAK vs. NYY	0-0	0.00	1	0	0	0	0	1.0	0	0	0	0	0	0	1	0	0
Postseason Totals			0-1	2.16	14	0	0	0	5	16.2	7	5	4	2	0	3	11	0	0

ALL-STAR GAME

YEAR	LEAGUE/SITE	W-L	ERA	G	GS	CG	SHO	SV	IP	H	R	ER	HR	HB	BB	SO	WP	BK
2016	NL/SAN DIEGO																	

Did Not Pitch

WORLD BASEBALL CLASSIC

YEAR	CLUB	W-L	ERA	G	GS	CG	SHO	SV	IP	H	R	ER	HR	HB	BB	SO	WP	BK
2017	Dominican Republic	0-0	0.00	4	0	0	0	2	3.1	2	0	0	0	0	0	7	0	0

MAJOR LEAGUE HITTING TOTALS

YEAR	TEAM	AVG.	G	AB	R	H	2B	3B	HR	RBI	SH	SF	HBP	BB	SO	SB	CS	SLG	OBP	E
2019	METS	---	61	0	0	0	0	0	0	0	0	0	0	0	0	0	0	---	---	0
Career Totals		.400	361	5	0	2	0	0	0	1	0	0	0	0	2	0	0	.400	.400	4

Last Home Run — None

Most Hits, Game — 1, 2x, last, July 30, 2014 vs. Philadelphia

Most RBI, Game — 1, July 30, 2014 vs. Philadelphia

CAREER FIELDING

POS	G	PO	A	E	PCT	TC	DP
P	409	20	53	4	.948	77	4

FIRST BATTER FACED

Here is a look at how some notable Mets fared against their first batter.

Pitcher	Date	Opponent	Batter	Result
Tug McGraw	4/18/65 (G2)	vs. San Francisco	Orlando Cabrera	Struck out looking
Nolan Ryan	9/11/66	vs. Atlanta	Pat Jarvis	Struck out swinging
Tom Seaver	4/13/67	vs. Pittsburgh	Matty Alou	Doubled to rightfield
Jerry Koosman	4/14/67	at Philadelphia	Clay Dalrymple	Grounded out to first
Jon Matlack	7/11/71 (G2)	at Cincinnati	Pete Rose	Grounded out to third
Ron Darling	9/6/83	vs. Philadelphia	Joe Morgan	Struck out swinging
Dwight Gooden	4/7/84	at Houston	Bill Doran	Grounded out to second
David Cone	4/11/87	vs. Atlanta	Dion James	Struck out swinging
Al Leiter	4/2/98	vs. Philadelphia	Doug Glanville	Singled to centerfield
Pedro Martinez	4/4/05	at Cincinnati	D'Angelo Jimenez	Flied out to centerfield
Johan Santana	3/31/08	at Florida	Hanley Ramirez	Struck out looking
Jacob deGrom	5/15/14	vs. Yankees	Brett Gardner	Flied out to right
Noah Syndergaard	5/12/15	at Chicago-NL	Dexter Fowler	Struck out swinging
Steven Matz	6/28/15	vs. Cincinnati	Brandon Phillips	Home Run
Marcus Stroman	8/3/19	at Pittsburgh	Adam Frazier	Singled to left



NON-ROSTER INVITEE

JOHNESHWY
FARGAS

81 OF

HT **6-1** WT **180** BT **R** TH **R**

OPENING DAY AGE: **25**
 BIRTHDATE: **DECEMBER 15, 1994**
 BIRTHPLACE: **CAROLINA, PR**
 RESIDES: **CAROLINA, PR**
 MLB SERVICE TIME: **0 YEAR, 0 DAYS**
 SIGNED BY: **JUNIOR ROMAN (SAN FRANCISCO)**
 HOW OBTAINED: **SIGNED AS A MINOR LEAGUE FREE AGENT ON JANUARY 9, 2020**
 CONTRACT STATUS: **SIGNED THROUGH 2020**

2019 SEASON

- Spent the entire season with Richmond (AA) of the Eastern League in the Giants' system.
- Lead the Eastern League and ranked fourth among all minor league players with 50 stolen bases.

2018 SEASON

- Batted .288 in 89 games with the San Jose Giants (A) of the California League.
- Lead the California League and the Giants organization with 47 stolen bases.
- Was named a CAL Mid-Season All-Star.

2017 SEASON

- Limited to a combined 68 games between the San Jose Giants and the Augusta GreenJackets (A) due to injury.

2016 SEASON

- Combined to hit .242 (103-for-425) with 11 doubles, six triples, two homers, 34 RBI, 45 runs scored and 41 steals in 119 games between San Jose and Augusta.

2015 SEASON

- Selected to the South Atlantic League All-Star team with Augusta.
- Stole a career-high 59 bases...Ranked second in the SAL.

2014 SEASON

- Spent the entire season with the Salem-Keizer Volcanoes (A) of the Northwest League.
- Had a nine-game hitting streak from July 15-30... Hit .424 (14-for-33) with two doubles, two homers and 11 RBI.

2013 SEASON

- Made his pro debut with the AZL Giants (R).

BACKGROUND

- Johneshwy [juh-NESH-wee] Ali Fargas graduated from Puerto Rico Baseball Academy in Gurabo, PR.

CAREER TRANSACTIONS

- Selected by the San Francisco Giants in the 11th round of the 2013 First-Year Player Draft.
- Signed by the New York Mets as a minor league free agent on January 9, 2020.

CAREER STATISTICS

YEAR	TEAM	AVG	G	AB	R	H	2B	3B	HR	RBI	SH	SF	HBP	BB	SO	SB	CS	SLG	OBP	E
2013	AZL Giants (R)	.299	30	77	21	23	4	0	0	2	1	0	3	9	11	8	3	.351	.393	0
2014	Salem-Keizer (A)	.240	49	167	33	40	6	0	3	13	4	1	12	24	27	15	6	.329	.373	3
2015	Augusta (A)	.278	102	410	71	114	19	2	2	35	3	1	16	28	65	59	19	.349	.347	6
2016	San Jose (A)	.172	36	134	14	23	0	3	0	9	4	0	3	12	40	9	7	.216	.255	5
	Augusta (A)	.275	83	291	31	80	11	3	2	25	2	1	5	24	57	32	9	.354	.340	3
2017	San Jose (A)	.194	31	103	15	20	4	2	2	11	0	1	1	3	24	5	1	.330	.222	1
	Augusta (A)	.205	37	117	14	24	6	1	1	10	1	0	7	6	24	10	7	.299	.285	3
2018	San Jose (A)	.288	90	278	47	80	9	2	8	32	4	3	9	21	49	47	16	.421	.354	6
2019	Richmond (AA)	.249	127	413	55	103	10	5	5	33	5	1	14	33	94	50	23	.334	.325	2
Minor League Totals		.255	585	1990	301	507	69	18	23	170	24	8	70	160	391	235	91	.342	.331	29



NON-ROSTER INVITEE

RYLEY

GILLIAM

83 RHP

@RyleyGilliam
@ryleygilliam

HT	5-10	WT	170	BT	R	TH	R
----	------	----	-----	----	---	----	---

OPENING DAY AGE: 23
 BIRTHDATE: AUGUST 11, 1996
 BIRTHPLACE: MARIETTA, GA
 RESIDES: KENNESAW, GA
 MLB SERVICE TIME: 0 YEARS, 0 DAYS
 SIGNED BY: DANIEL COLES
 HOW OBTAINED: METS FIFTH-ROUND PICK IN THE 2018 FIRST-YEAR PLAYER DRAFT ON JUNE 18, 2018.
 CONTRACT STATUS: SIGNED THROUGH 2020

2019 SEASON

- Racked up 13.0 strikeouts per 9.0 innings (56 strikeouts/38.2 innings).
- Struck out two or more batters in 15 of his first 20 outings, while punching out three or more in nine of those games.
- Allowed just four hits in his first six outings of the season (10.0 innings pitched)...Struck out 14 batters in that span.
- Leads Mets' minor leaguers (min. 50.0 innings pitched) with a 35.1 strikeout percentage since 2018.

2018 SEASON

- Made his professional debut on July 8, tossing a scoreless inning with Brooklyn (A) against Staten Island.
- Did not allow a run in his first eight outings (8.0 innings)...Allowed just eight hits and four walks in that span.

- Finished his first season with a 2.08 ERA (four earned runs/17.1 innings), striking out 31 batters (16.1 K/9) and racking up five saves.
- Struck out a season-high four batters in 1.2 hitless innings on August 26 against Vermont.
- Held right-handed hitters to a .135 batting average (5-37) with just one extra-base hit on the season.

BACKGROUND

- Ryley Carswell Gilliam [GILL-ee-um] attended Kennesaw Mountain (GA) High School before playing at Clemson University.
- Played for the United States collegiate national team in 2017.

CAREER TRANSACTIONS

- Selected by the New York Mets in the fifth round of the 2018 First-Year Player Draft.

CAREER STATISTICS

YEAR	TEAM	W-L	ERA	G	GS	CG	SHO	SV	IP	H	R	ER	HR	HB	BB	SO	WP	BK
2018	Brooklyn (A)	0-1	2.08	17	0	0	0	6	17.1	11	4	4	1	0	13	31	2	1
2019	St. Lucie (A)	0-0	2.53	7	0	0	0	2	10.2	8	3	3	0	0	2	16	0	0
	Binghamton (AA)	3-0	4.34	12	0	0	0	1	18.2	15	9	1	1	7	28	1	0	
	Syracuse (AAA)	2-0	13.50	10	0	0	0	0	9.1	19	14	14	3	0	9	12	1	0
Minor League Totals		5-1	4.82	46	0	0	0	8	56.0	53	30	30	5	1	31	87	4	1

GILLIAM, RYLEY



ANDRÉS GIMÉNEZ

60 INF

@A2go_04

@andresgimenez0

HT 5-11 WT 161 BT L TH R

OPENING DAY AGE: 21
BIRTHDATE: SEPTEMBER 4, 1998
BIRTHPLACE: BARQUISIMETO, VENEZUELA
RESIDES: BARQUISIMETO, VENEZUELA
MLB SERVICE TIME: 0 YEARS, 0 DAYS
SIGNED BY: HECTOR RINCONES & ROBERT ESPEJO
HOW OBTAINED: SIGNED AS A NON-DRAFTED FREE AGENT ON JULY 2, 2015
CONTRACT STATUS: SIGNED THROUGH 2020

2019 SEASON

- Slugged a career-high nine home runs for Binghamton (AA).
- Was named a top-100 prospect by *MLB Pipeline* (No. 84) and *Baseball Prospectus* (No. 90).
- Batted .320 (39-122) against left-handed pitchers.
- Led the Arizona Fall League with a .371 (26-70) average and .999 OPS in 18 games with Scottsdale...Was the shortstop on *MLB Pipeline's* 2019 All-AFL Team.

2018 SEASON

- Was the Sterling Award recipient for St. Lucie (A).
- Was named a MiLB.com Organizational All-Star... *MLB Pipeline* named him the shortstop for 2019's All-Defense team.
- Represented the Mets for the World Team in the SiriusXM Futures Game in Washington.
- Was promoted to Binghamton (AA) on July 23...At age 19, was one of just four teenagers to play in the Eastern League in 2018.
- Set a career-high with 38 steals...Had the third-most stolen bases (28) in the Florida State League despite being promoted in July.
- Was named to the FSL post-season All-Star team.
- Played for the Scottsdale Scorpions in the Arizona Fall League...Hit .125 (6-48) with three doubles, one triple, one homer, seven RBI and seven runs scored in 19 games...Was named to the Rising Stars Game.

2017 SEASON

- Spent the entire season with Columbia (A) of the South Atlantic League.

2016 SEASON

- Was named the Sterling Award winner for the Dominican Summer League Mets (R), emblematic of the team's MVP.
- Batted .350 (75-214) and reached base at a .469 clip in his first professional season...His .469 OBP led the league and his .350 average was the second-best in the DSL...Also ranked among league leaders in doubles (20, second), slugging percentage (.523, third) and runs scored (52, fourth).

BACKGROUND

- Andrés Alfonso Giménez [ahn-DREYSS hee-MEN-ehz] has learned English by taking classes as part of the Mets Academy.
- Is a big basketball fan...Particularly enjoys watching LeBron James...Is an avid video gamer.
- Was introduced to baseball by his mom and grandmother.
- His favorite music genres are salsa, merengue and reggaeton.

CAREER TRANSACTIONS

- Signed New York Mets as a non-drafted free agent on July 2, 2015.

CAREER STATISTICS

YEAR	TEAM	AVG	G	AB	R	H	2B	3B	HR	RBI	SH	SF	HBP	BB	SO	SB	CS	SLG	OBP	E
2016	DSL Mets2 (R)	.360	31	114	24	41	10	4	1	17	0	3	3	21	13	7	1	.544	.461	9
	DSL Mets1 (R)	.340	31	100	28	34	10	0	2	21	0	4	5	25	9	6	7	.500	.478	4
2017	Columbia (A)	.265	92	347	50	92	9	4	4	31	6	2	16	28	61	14	8	.349	.346	12
2018	St. Lucie (A)	.282	85	308	43	87	20	4	6	30	6	4	11	22	70	28	11	.432	.348	11
	Binghamton (AA)	.277	37	137	19	38	9	1	0	16	2	0	5	9	22	10	3	.358	.344	4
2019	Binghamton (AA)	.250	117	432	54	108	22	5	9	37	6	3	14	24	102	28	16	.387	.309	11
Minor League Totals		.278	393	1438	218	400	80	18	22	152	20	16	54	129	277	93	46	.405	.356	51



STEPHEN GONSALVES

59 LHP

[@TheSGonsalves](#)

[@stephen_gonsalves1](#)

HT **6-5** WT **218** BT **R** TH **R**

OPENING DAY AGE: 25
BIRTHDATE: JULY 8, 1994
BIRTHPLACE: SAN DIEGO, CA
RESIDES: SAN MARCOS, CA
MLB SERVICE TIME: 0 YEARS, 42 DAYS
SIGNED BY: JOHN LEAVITT (MINNESOTA)
HOW OBTAINED: CLAIMED OFF WAIVERS FROM MINNESOTA ON NOVEMBER 4, 2019
CONTRACT STATUS: ARBITRATION ELIGIBLE AFTER 2022. FREE AGENT AFTER 2025

2019 SEASON

- Spent most of the season on the minor league injured list (April 1-May 21; May 25-August 10) with an elbow injury.
- Began the season with Rochester (AAA) in the Twins farm system....Made one start on May 21 against Buffalo...Allowed one hit and an earned run while striking out two and walking five, over 2.0 innings.
- Made his next start during a rehab assignment with the GCL Twins on August 10...Went 0-1 with a 2.00 ERA (two earned runs/9.0 innings) over five starts.
- Finished the season at Pensacola (AA), making two relief appearances...Allowed three earned runs over 2.0 innings.

2018 SEASON

- Made his major league debut in a start August 20 vs. Chicago-AL, allowing four runs on six hits in 1.1 innings pitched... Recorded first career strikeout, fanning José Abreu in the first inning.
- Made four starts with the Twins prior to becoming a primary pitcher for three appearances (pitched following an opener).
- Earned first major league win September 19 at Detroit, pitching 6.0 shutout innings with one hit allowed as primary pitcher.
- Named a Triple-A All-Star by *Baseball America*.
- Began the year with Chattanooga (AA) and threw 5.1 shutout innings with no hits allowed in his season debut April 7 vs. Birmingham...Went 3-0 with a 1.77 ERA (four earned runs/20.1 innings) before being promoted to Rochester (AAA) on April 27.
- Named International League Pitcher of the Week for the period ending May 6, going 2-0 with a 0.63 ERA (one earned run/14.1 innings) in two starts.

2017 SEASON

- Began season on 7-day disabled list with left rotator cuff strain; reinstated May 20.
- Named to the Twins' Organizational All-Star team by *MLB.com*...Was ranked the 78th best prospect in baseball by *MLB.com*.

2016 SEASON

- Named Florida State League Midseason All-Star while pitching with Ft. Myers (A)...Was promoted to Chattanooga (AA) on June 22.
- Named Southern League Pitcher of the Week for the period ending August 21...Threw 6.0 no-hit innings with nine strikeouts, earning the win...Also named Southern League Player of the Month in August, going 4-0 with a 0.28 ERA (one earned run/32.2 innings) and 37 strikeouts.

CAREER BESTS

WIN STREAK
2 games

9/19/18-present

LOSS STREAK
2 games

8/20/18-8/25/18

STRIKEOUTS, GAME
4 strikeouts

2x, last, 9/19/18, Minnesota at Detroit

LONGEST OUTING, STARTER
5.0 innings

8/25/18, Minnesota vs. Oakland

LONGEST OUTING, RELIEVER
6.0 innings

9/19/18, Minnesota at Detroit

MOST WALKS, GAME
4 walks

4x, last, 9/27/18, Minnesota vs. Detroit

SCORELESS STREAK
6.0 innings

9/19/18

GONSALVES, STEPHEN

- Named to the Double-A All-Star team and overall Minor League All-Star team by *Baseball America*.
- Was a MiLB.com Organizational All-Star.

2015 SEASON

- Named Midwest League Pitcher of the Week for the week ending April 27 after pitching 7.0 innings, allowing one hit and one walk while striking out a career-high 11 on April 23.
- Named a Low Class-A All-Star by *Baseball America* and a Twins Organizational All-Star team by *MiLB.com*.

2014 SEASON

- Split his season between Elizabethton (R) and Cedar Rapids (A), making a combined 14 starts.

2013 SEASON

- Began professional career with GCL Twins allowing just one run in 14.1 innings.
- Transferred to Rookie-Elizabethton August 4 and made three starts, striking out 21 and walking four.

BACKGROUND

- Stephen William Gonsalves [gun-SAL-vis] graduated from Cathedral Catholic High School in San Diego, CA in 2013.
- As a junior, went 10-0 with 79 strikeouts in 66.0 innings...Was 6-1 with a 2.19 ERA in nine starts as a senior...Struck out 202 in 174.0 innings in four seasons in high school...Pitched a complete game and struck out eight in the CIF San Diego Section Division III championship game in 2012.

CAREER TRANSACTIONS

- Selected by the Minnesota Twins in the fourth round of the 2013 First-Year Player Draft.
- Claimed off waivers by the New York Mets from Minnesota on November 4, 2019.

CAREER STATISTICS

YEAR	TEAM	W-L	ERA	G	GS	CG	SHO	SV	IP	H	R	ER	HR	HB	BB	SO	WP	BK
2013	GCL Twins (R)	1-0	0.63	5	2	0	0	0	14.1	8	1	1	0	0	7	18	0	0
	Elizabethton (R)	1-1	1.29	3	3	0	0	0	14.0	10	2	2	0	0	4	21	2	1
2014	Elizabethton (R)	2-0	2.79	6	6	0	0	0	29.0	23	12	9	1	1	10	26	1	1
	Cedar Rapids (A)	2-3	3.19	8	8	0	0	0	36.2	31	17	13	1	2	11	44	1	0
2015	Cedar Rapids (A)	6-1	1.15	9	9	0	0	0	55.0	29	8	7	2	4	15	77	2	0
	Fort Myers (A)	7-2	2.61	15	15	1	0	0	79.1	66	26	23	2	1	38	55	7	0
2016	Fort Myers (A)	5-4	2.33	11	11	1	0	0	65.2	43	19	17	2	0	20	66	4	2
	Chattanooga (AA)	8-1	1.82	13	13	1	0	0	74.1	43	17	15	1	4	37	89	5	0
2017	Chattanooga (AA)	8-3	2.68	15	15	0	0	0	87.1	67	28	26	7	4	23	96	5	0
	Rochester (AAA)	1-2	5.56	5	4	0	0	0	22.2	27	14	14	4	0	8	22	0	0
2018	Chattanooga (AA)	3-0	1.77	4	4	0	0	0	20.1	11	4	4	2	0	10	25	2	0
	Rochester (AAA)	9-3	2.96	19	18	0	0	0	100.1	65	33	33	6	6	55	95	4	0
	MINNESOTA (AL)	2-2	6.57	7	4	0	0	0	24.2	28	22	18	2	1	22	16	2	0
2019	Rochester (AAA)	0-1	4.50	1	1	0	0	0	2.0	1	1	1	0	0	5	2	1	0
	GCL Twins (R)	0-1	2.00	5	5	0	0	0	9.0	6	2	2	2	0	0	16	1	0
	Pensacola (AA)	0-0	13.50	2	0	0	0	0	2.0	2	4	3	1	1	2	3	1	0
Minor League Totals		53-22	2.50	121	114	3	0	0	612.0	432	188	170	31	23	245	655	36	4

MAJOR LEAGUE HITTING TOTALS

YEAR	TEAM	AVG	G	AB	R	H	2B	3B	HR	RBI	SH	SF	HB	BB	SO	SB	CS	SLG	OBP	E
2018	MINNESOTA (AL)	---	7	0	0	0	0	0	0	0	0	0	0	0	0	0	0	---	---	0
Career Totals		---	7	0	0	0	0	0	0	0	0	0	0	0	0	0	0	---	---	0

CAREER FIELDING

POS	G	PO	A	E	PCT	TC	DP
P	7	2	3	0	1.000	5	0



ROBERT GSELLMAN

65 RHP

@robgsellman
 @robgsellman

HT **6-4** WT **200** BT **R** TH **R**

OPENING DAY AGE: **26**
BIRTHDATE: **JULY 18, 1993**
BIRTHPLACE: **SANTA MONICA, CA**
RESIDES: **LOS ANGELES, CA**
MLB SERVICE TIME: **3 YEARS, 42 DAYS**
SIGNED BY: **CHRIS BECERRA**
HOW OBTAINED: **METS 13TH-ROUND PICK
IN THE 2011 FIRST-YEAR PLAYER DRAFT**
CONTRACT STATUS: **ELIGIBLE FREE AGENT AFTER 2022**

STERLING ORGANIZATIONAL PLAYER OF THE YEAR: 2015

2019 SEASON

- Appeared in 52 games and went 2-3 with a save and a 4.66 ERA (33 earned runs/63.2 innings) with 23 walks and 60 strikeouts.
- Posted a 1-1 record with one save and a 2.29 ERA (10 earned runs/39.1 innings) with 15 walks and 37 strikeouts in 29 games on the road...Owned the eighth lowest road ERA in the majors (min 35.0 innings)...This compared to a 1-2 record with an 8.51 ERA (23 earned runs/24.1 innings) with eight walks and 23 punch outs in 23 appearances at Citi Field.
- Hurlled a career-high 13.0 scoreless innings from April 27-May 22 (4 H, 5 BB, 13 K).
- Appeared in 50 games for the second time in his career... Appeared in a career-high 68 games in 2018.
- Was leading NL relievers and was fourth in the majors with 63.2 innings pitched at the time of his injury.
- Tossed a season-high 3.0 innings twice on April 21 at St. Louis and again on May 4 in an 18-inning loss in Milwaukee.
- Appeared on May 31 at Arizona and worked 1.0 scoreless inning for his first save of the year and the 14th of his career...Was his first since September 27, 2018 vs. Atlanta.

2018 SEASON

- Spent the entire season in the bullpen, making 68 relief outings...Led the team with 15 holds and had the most saves (13) among players who finished the season with the Mets.
- Was tied for seventh among NL relievers with six wins...His 80.0 innings out of the bullpen were second-most among NL relief pitchers and eighth among all relievers in the majors.
- Notched 13 saves after not earning a save since his first year of professional baseball on July 28, 2011 with the rookie-level Gulf Coast Mets in his first professional outing.
- Earned his first major league save on May 20 vs. Arizona in a 4-1 win...Recorded the final five outs to preserve the win.
- Had three saves of 1.2 innings or longer (May 20 vs. Arizona, July 13 vs. Washington and July 20 at Yankees), tied for the third-most in the majors...It was the most such saves by a Mets reliever since Jeurys Familia had three in 2015.
- Tossed a career-high 11.2 consecutive scoreless innings from August 2-24.
- Was the winning pitcher and scored the winning run in the 12th inning on April 20 at Atlanta...The last Met to earn a win and score the winning run in extra innings was Carlos Torres on August 27, 2015 at Philadelphia...Research courtesy of Elias.

CAREER BESTS

WIN STREAK
6 games
9/17/17-5/7/18

LOSS STREAK
3 games
6/15/17-8/26/17

STRIKEOUTS, GAME
8 strikeouts
9/25/16 vs. Philadelphia

LONGEST OUTING, STARTER
7.0 innings
4x, last, 9/17/17 at Atlanta

LONGEST OUTING, RELIEVER
3.2 innings
8/23/16 at St. Louis

MOST WALKS, GAME
5 walks
9/12/17 at Chicago-NL

SCORELESS STREAK
13.0 innings
4/27/19-5/22/19

LAST COMPLETE GAME
9/6/17 vs. Philadelphia
(6.0 innings, Won, 6-3)

GSELLMAN, ROBERT

2017 SEASON

- Made his first Opening Day roster and went 8-7 with a 5.19 ERA (69 earned runs/119.2 innings) in 25 games (22 starts)...His eight wins were second-most on the team behind Jacob deGrom's 15 victories...The Mets were 11-11 in his 22 starts.

2016 SEASON

- Underwent left shoulder labrum repair surgery on October 12 at the Hospital for Special Surgery.
- Recalled from Las Vegas (AAA) on August 22 and went 3-2 with a 2.63 ERA (12 earned runs/41.0 innings) as a starter and 1-0 with a 0.00 ERA in one relief appearance (3.2 innings).
- Tossed 3.2 scoreless innings in relief in his major league debut on August 23 at St. Louis and earned a victory after entering in the first inning... The only other pitcher in the modern era (since 1900) to earn a win in his major league debut as a relief pitcher who entered the game in the first inning was the Giants' John Montefusco on September 3, 1974...Research courtesy of Elias.

2015 SEASON

- Was named the Sterling Organizational Pitcher of the Year.
- Led the organization in wins and was third in ERA among qualified pitchers.
- Named to the Florida State League's mid-season All Star team.

2014 SEASON

- Finished third in the South Atlantic League in ERA and first in complete games.

2013 SEASON

- Was named to the New York-Penn League All Star Team.
- Won the Sterling Award for being named the MVP of his Cyclones club.

BACKGROUND

- Robert John Gsellman graduated from Westchester (CA) High School...Played basketball and baseball.
- Won the California state title in basketball in 2010 as a junior...The team was ranked third nationally and played several games on ESPNU...Also won the state title as a senior.
- Is a big soccer fan...Has been to Europe the last two offseason to watch matches.
- Tossed a shutout at Dodger Stadium to win the LA High School championship in 2009.
- His father, Bob, played professionally in the Phillies minor league system...He was a catcher from 1984-1987.

CAREER TRANSACTIONS

- Selected by the New York Mets in the 13th round of the 2011 First-Year Player Draft.
- On the 10-Day Disabled List, June 28-August 14, 2017, with a strained left hamstring.
- On the 10-Day Injured List from August 17, 2019 (retroactive to August 14) to September 30 with right triceps soreness.



CAREER STATISTICS

YEAR	TEAM	W-L	ERA	G	GS	CG	SHO	SV	IP	H	R	ER	HR	HB	BB	SO	WP	BK
2011	GCL Mets (R)	0-0	4.15	7	1	0	0	1	13.0	15	6	6	1	1	2	8	1	0
2012	Kingsport (R)	1-3	3.92	11	5	0	0	0	43.2	42	27	19	3	5	18	33	2	0
2013	St. Lucie (A)	1-0	3.00	2	2	0	0	0	9.0	5	3	3	1	0	5	5	0	0
	Savannah (A)	2-3	3.72	5	5	0	0	0	29.0	35	17	12	2	1	6	14	0	0
	Brooklyn (A)	3-3	2.06	12	12	0	0	0	70.0	59	23	16	2	6	12	64	3	0
2014	Savannah (A)	10-6	2.55	20	20	4	1	0	116.1	122	42	33	2	9	34	92	6	0
2015	St. Lucie (A)	6-0	1.76	8	8	0	0	0	51.0	37	10	10	1	3	11	37	2	1
	Binghamton (AA)	7-7	3.51	16	16	0	0	0	92.1	89	47	36	4	1	26	49	6	0
2016	Binghamton (AA)	3-4	2.71	11	11	0	0	0	66.1	57	23	20	2	6	15	48	3	0
	Las Vegas (AAA)	1-5	5.73	9	9	0	0	0	48.2	56	35	31	8	0	16	40	1	0
	METS	4-2	2.42	8	7	0	0	0	44.2	42	12	12	1	1	15	42	1	0
2017	METS	8-7	5.19	25	22	1	0	0	119.2	138	85	69	17	8	42	82	4	0
	Las Vegas (AAA)	0-0	7.50	1	1	0	0	0	6.0	10	7	5	1	0	3	3	0	0
	Binghamton (AA)#	1-0	2.92	4	4	0	0	0	12.1	15	7	4	0	0	5	9	1	0
2018	METS	6-3	4.28	68	0	0	0	13	80.0	76	44	38	8	5	28	70	1	0
2019	METS	2-3	4.66	52	0	0	0	1	63.2	64	36	36	7	6	23	60	4	0
Minor League Totals		35-31	3.15	106	94	4	1	1	557.2	542	247	195	27	32	153	402	25	1
Major League Totals		20-15	4.44	153	29	1	0	14	308.0	320	177	152	33	20	108	254	10	0

rehabilitation assignment

CAREER PLAYOFF STATISTICS

YEAR	RND	TEAM/OPP	W-L	ERA	G	GS	CG	SHO	SV	IP	H	R	ER	HR	HB	BB	SO	WP	BK
2016	NLWC	NYM vs. SF																	

Did Not Pitch

MAJOR LEAGUE HITTING TOTALS

YEAR	TEAM	AVG.	G	AB	R	H	2B	3B	HR	RBI	SH	SF	HBP	BB	SO	SB	CS	SLG	OBP	E
2019	METS	.000	50	0	0	0	0	0	0	0	0	0	0	1	0	0	0	---	1.000	0
Career Totals		.115	150	52	3	6	0	0	0	4	5	1	1	7	25	0	0	.115	.230	4

Last Home Run — None

Most Hits, Game — 1, 6x, last - September 6, 2017 vs. Philadelphia

Most RBI, Game — 2, May 29, 2017 vs. Milwaukee

CAREER FIELDING

POS	G	PO	A	E	PCT	TC	DP
P	101	11	33	4	.917	48	3

SHUTOUTS IN BACK-TO-BACK STARTS

The 15 times in Mets history a pitcher has thrown a shutout in consecutive starts:

Pitcher	Year	Dates
1. Jerry Koosman	1968	April 11 at Los Angeles (4-0) & April 17 vs. San Francisco (3-0)
2. Tom Seaver	1968	June 25 at Cincinnati (4-0) & June 30 at Houston (1-0)
3. Jerry Koosman	1968	July 21 at St. Louis (1-0) & July 26 vs. Cincinnati (2-0)
4. Jerry Koosman	1969	June 18 at Philadelphia (2-0) & June 22 vs. St. Louis (1-0)
5. Jim McAndrew	1969	August 20 vs. San Francisco (6-0) & August 26 at San Diego (3-0)
6. Jerry Koosman	1969	September 12 at Pittsburgh (1-0) & September 17 at Montreal (5-0)
7. Tom Seaver	1975	June 10 at San Francisco (5-0) & June 15 at San Diego (6-0)
8. Tom Seaver	1975	August 27 vs. San Diego (7-0) & September 1 vs. Pittsburgh (3-0)
9. Tom Seaver	1977	April 12 vs. St. Louis (4-0) & April 17 vs. Chicago (6-0)
10. Jon Matlack	1977	May 13 vs. Los Angeles (3-0) & May 18 vs. San Francisco (2-0)
11. Pat Zachry	1980	July 25 vs. Cincinnati (2-0) & July 30 vs. Atlanta (3-0)
12. Dwight Gooden	1984	September 7 vs. Chicago (10-0) & September 12 vs. Pittsburgh (2-0)
13. David Cone	1992	April 28 vs. Houston (4-0) & May 3 at Atlanta (7-0)
14. David Cone	1992	May 19 at San Diego (8-0) & May 24 at San Francisco (6-0)
15. Johan Santana	2012	May 26 vs. San Diego (9-0) & June 1 vs. St. Louis (8-0)



LUIS

GUILORME

13 INF

@iguillorme13

@iguillorme13

HT 5-10 WT 190 BT L TH R

OPENING DAY AGE: 25

BIRTHDATE: SEPTEMBER 27, 1994

BIRTHPLACE: CARACAS, VZ

RESIDES: DAVIE, FL

MLB SERVICE TIME: 0 YEARS, 167 DAYS

SIGNED BY: MIKE SILVESTRI

HOW OBTAINED: METS 10TH-ROUND PICK IN THE 2013 FIRST-YEAR PLAYER DRAFT

CONTRACT STATUS: ARBITRATION ELIGIBLE AFTER 2021. FREE AGENT AFTER 2025

2019 SEASON

- Made six stints with the Mets...Was with the big league club from Opening Day-April 15, April 22-26, May 23-25, June 11 (26th man), July 2-19 and August 5 through the end of the season.
- Hit his first major league home run in his 100th at-bat, a pinch-hit, game-tying solo shot in the eighth inning vs. Washington on August 10.
- Went 5-19 (.263) as a pinch hitter with a .364 OBP and an .837 OPS.
- With Syracuse (AAA), batted .307 (70-228) with an .864 OPS in 69 games.

2018 SEASON

- Played in 35 games (14 starts) across two stints with the Mets... Made 10 starts at third base and four starts at second base.
- Was recalled from Las Vegas (AAA) on May 9 and was with the major league club from May 9-June 26 and July 28-August 13.
- Made his major league debut as a pinch-runner and scored a run in the Mets' 3-1 win over Philadelphia on May 11...Was the second Met in team history to score a run in his major league debut without an at-bat...The other was Steve Bieser on April 1, 1997 at San Diego.
- Collected his first major league hit with a pinch-hit single on May 13 at Philadelphia...Drove in his first run on May 15 vs. Toronto.
- Made his first MLB start on May 16 vs. Toronto...Went 1-3 and became the first Mets player since Steven Matz (June 28, 2015) to start his career 3-3.

2017 SEASON

- Was named an Eastern League Mid-Season and Post-Season All-Star.
- Won the Mets Sterling Award, symbolic of the Most Valuable Player at Binghamton (AA).
- Finished fourth in the EL in hits (136), second in walks (72) and led the Rumble Ponies with a .376 OBP.
- Was the toughest player in the Eastern League to strikeout, once every 10.15 plate appearances.

2016 SEASON

- Appeared in 72 games at shortstop and 52 games at second base while playing the entire season with St. Lucie (A) of the Florida State League.

CAREER BESTS

HITS, GAME

2 hits

4x, last, 9/26/19 vs. Miami

HOME RUNS, GAME

1 home run

8/10/19 vs. Washington

MULTI-HR GAMES

None

LEADOFF HR

None

INSIDE-THE-PARK HR

None

WALK-OFF HOME RUNS

None

PINCH-HIT HOME RUNS

1 pinch-hit home run

8/10/19 vs. Washington (F. Rodney)

RBI, GAME

2 RBI

5/28/18 at Atlanta

STOLEN BASES, GAME

1 stolen base

5/29/18 at Atlanta

HITTING STREAK

4 games

2x, last, 7/29/18-8/6/18

GRAND SLAMS

None

2015 SEASON

- Named the South Atlantic League's Most Valuable Player and a SAL post-season All-Star.
- Was Mets Sterling Award winner at Savannah, emblematic of the top player on his team.
- Finished the season among the league leaders in the SAL...Was second in batting average (.318) and hits (142)...Had the fourth-best on-base percentage (.391).

- Participated in a youth baseball Futures clinic at Hinton Park with fellow Sterling Award winners in September, 2015.
- During 2017 spring training, he caught a bat in mid-air in the dugout after it slipped out of Adeiny Hechavarria's hand...The video went viral and ended up as a SportsCenter Top Play.
- Played for Spain during the 2016 World Baseball Qualifier at Rod Carew Stadium in Panama City, Panama...Went 1-7 with one RBI and two walks in two games.

BACKGROUND

- Luis Miguel Guillorme [gee-YOR-may] graduated from Coral Springs Charter High School (FL) where he played four years of baseball.

CAREER TRANSACTIONS

- Selected by the New York Mets in the 10th round of the 2013 First-Year Player Draft.

CAREER STATISTICS

YEAR	TEAM	AVG	G	AB	R	H	2B	3B	HR	RBI	SH	SF	HBP	BB	SO	SB	CS	SLG	OBP	E
2013	GCL Mets (R)	.258	41	159	22	41	4	0	0	11	4	0	2	17	17	6	4	.283	.337	8
2014	Kingsport (R)	.282	57	238	38	67	10	0	0	17	6	0	3	17	28	6	4	.324	.337	15
	Savannah (A)	.333	3	9	2	3	0	0	0	0	1	0	0	1	0	0	0	.333	.400	1
2015	Savannah (A)	.318	122	446	67	142	16	0	0	55	16	4	2	54	70	18	8	.354	.391	15
2016	St. Lucie (A)	.263	123	441	47	116	16	2	1	46	13	3	4	43	63	4	2	.315	.332	18
2017	Binghamton (AA)	.283	128	481	70	136	20	0	1	43	2	2	1	72	55	4	3	.331	.376	12
2018	Las Vegas (AAA)	.304	69	247	41	75	15	2	3	33	2	1	1	30	39	2	1	.417	.380	9
	METS	.209	35	67	4	14	2	0	0	5	0	0	0	7	3	1	0	.239	.284	1
2019	METS	.246	45	61	8	15	4	0	1	3	2	0	0	7	14	0	0	.361	.324	1
	Syracuse (AAA)	.307	69	228	33	70	12	0	7	32	3	3	4	39	42	4	4	.452	.412	4
Minor League Totals		.289	612	2249	320	650	93	4	12	237	47	13	17	273	314	44	26	.350	.368	82
Major League Totals		.227	80	128	12	29	6	0	1	8	2	0	0	14	17	1	0	.287	.393	2

CAREER FIELDING

POS	G	PO	A	E	PCT	TC	DP
2B	16	19	28	1	.979	48	9
3B	19	6	11	1	.944	18	2
SS	8	5	12	0	1.000	17	2

MOST HOME RUNS HIT BY A METS OPPONENT

Willie Stargell	60	Willie Mays.....	39	Jimmy Rollins	33
Mike Schmidt.....	49	Chase Utley.....	39	Dale Murphy.....	32
Chipper Jones	49	Barry Bonds.....	38	Tony Perez	30
Ryan Howard.....	48	Andre Dawson.....	36	Joe Torre	30
Willie McCovey.....	48	Giancarlo Stanton	36	Gary Sheffield	30
Hank Aaron	45	Billy Williams.....	34	Adam LaRoche	29
Pat Burrell.....	42	Dick Allen.....	33	Five players tied.....	28



NON-ROSTER INVITEE

JAKE

HAGER

86 INF

@Jw_Hager
@jw_hager

HT 6-1 WT 170 BT R TH R

OPENING DAY AGE: 27
 BIRTHDATE: MARCH 4, 1993
 BIRTHPLACE: HENDERSON, NV
 RESIDES: HENDERSON, NV
 MLB SERVICE TIME: 0 YEARS, 0 DAYS
 SIGNED BY: JAYSON DUROCHER (TAMPA BAY)
 HOW OBTAINED: SIGNED AS A MINOR LEAGUE FREE AGENT ON JANUARY 9, 2020
 CONTRACT STATUS: SIGNED THROUGH 2020

2019 SEASON

- Spent the entire season with San Antonio (AAA) in the Brewers organization...Hit .242 (79-327), belting a career-high 12 home runs and driving in 41 runs.

2018 SEASON

- Was named a *MiLB.com* Organizational All-Star for Milwaukee.
- Earned Southern League Mid-Season All-Star honors for Biloxi (AA).

2014 SEASON

- Spent the entire season with Montgomery (AA).

2013 SEASON

- Earned Florida State League Mid-Season All-Star honors for Charlotte (A).

2012 SEASON

- Spent the entire season with Bowling Green (A)... Drove in a career-high 72 runs.

2011 SEASON

- Made his professional debut with Princeton (R).

BACKGROUND

- Jake William Hager [HAY-gurr] graduated from Sierra Vista High School in Las Vegas.
- Was named the 2010-11 Gatorade Nevada Player of the Year after batting .533 with 11 home runs and 54 RBI as a senior.
- Committed to Arizona State University prior to signing with Tampa Bay.

CAREER TRANSACTIONS

- Drafted by the Tampa Bay Rays in the first round of the 2011 First-Year Player Draft.
- Signed with the Milwaukee Brewers as a minor league free agent on February 20, 2018.
- Signed with the New York Mets as a minor league free agent on January 9, 2020.

CAREER STATISTICS

YEAR	TEAM	AVG	G	AB	R	H	2B	3B	HR	RBI	SH	SF	HBP	BB	SO	SB	CS	SLG	OBP	E
2011	Princeton (R)	.269	47	193	29	52	11	1	4	17	1	0	1	9	26	5	7	.399	.305	8
2012	Bowling Green (A)	.281	114	442	63	124	22	3	10	72	6	6	7	40	60	17	11	.412	.345	19
2013	GCL Rays (R)	.500	1	4	1	2	1	0	0	1	0	0	0	0	0	0	0	.750	.500	0
	Charlotte (A)	.258	113	449	56	116	15	3	0	33	4	4	3	38	81	12	8	.305	.318	23
2014	Montgomery (AA)	.271	114	447	42	121	27	4	4	47	6	5	2	30	91	4	4	.376	.316	21
2015																				
2016	Montgomery (AA)	.240	43	179	20	43	10	1	2	17	3	0	1	7	35	4	1	.341	.273	6
	Durham (AAA)	.228	71	272	28	62	18	1	2	21	3	2	0	16	60	3	2	.324	.269	6
2017	Durham (AAA)	.229	73	272	29	62	9	3	4	26	0	2	5	13	43	3	4	.328	.275	6
2018	Biloxi (AA)	.292	64	219	28	64	18	1	19	40	1	6	3	28	44	6	0	.521	.371	7
	Colo. Springs (AAA)	.267	33	116	18	31	8	1	1	11	0	1	1	5	17	2	3	.379	.301	3
2019	San Antonio (AAA)	.242	114	327	45	79	16	2	12	41	4	4	1	30	107	5	1	.413	.304	7
	Minor League Totals	.259	787	2919	359	756	155	20	49	326	28	30	24	216	564	61	41	.376	.312	106



JORDAN HUMPHREYS

64 RHP

[@itshumpday24](#)
[@jordanhumphreys97](#)

HT **6-2** WT **223** BT **R** TH **R**

OPENING DAY AGE : 23
BIRTHDATE: JUNE 11, 1996
BIRTHPLACE: CRYSTAL RIVER, FL
RESIDES: CRYSTAL RIVER, FL
MLB SERVICE TIME: 0 YEARS, 0 DAYS
SIGNED BY: JON UPDIKE
HOW OBTAINED: METS 18TH-ROUND PICK IN THE 2015 FIRST-YEAR PLAYER DRAFT
CONTRACT STATUS: SIGNED THROUGH 2020

HUMPHREYS, JORDAN

2019 SEASON

- Began the season on the injured list recovering from elbow surgery.
- Made two appearances for the GCL Mets while on rehabilitation assignment...Pitched 2.0 innings, allowing one earned run and striking out two batters.
- Was honored as a "Rising Star" for his performance in the 2019 Arizona Fall League... Led the Scottsdale Scorpions (AFL) with a 0.77 ERA (one earned run/11.2 IP).

2018 SEASON

- Missed the entire 2018 season while recovering from Tommy John Surgery.

2017 SEASON

- Won the Mets Sterling Award, symbolic of the Most Valuable Player at Columbia (A).
- Underwent Tommy John Surgery on August 29.

2016 SEASON

- His 5.31 strikeouts per walk on the season was the best mark among Mets minor league pitchers.
- Allowed just three homers in 75.1 innings (0.36 HR/9).

2015 SEASON

- Made his professional debut with the GCL Mets... Pitched to a 1.54 ERA (two earned runs/11.2 innings) over seven relief appearances.

BACKGROUND

- Jordan Humphreys graduated from Crystal River (FL) High School.

CAREER TRANSACTIONS

- Selected by the New York Mets in the 18th round of the 2015 First-Year Player Draft.

CAREER STATISTICS

YEAR	TEAM	W-L	ERA	G	GS	CG	SHO	SV	IP	H	R	ER	HR	HB	BB	SO	WP	BK
2015	GCL Mets (R)	0-0	1.54	7	0	0	0	2	11.2	12	5	2	0	0	1	7	0	0
2016	Kingsport (R)	3-5	3.76	12	12	0	0	0	69.1	65	35	29	3	3	15	76	1	2
	Brooklyn (A)	0-0	1.50	1	1	0	0	0	6.0	7	1	1	0	0	1	9	0	0
2017	Columbia (A)	10-1	1.42	11	11	2	1	0	69.2	41	12	11	2	4	9	80	1	1
	St. Lucie (A)	0-0	4.09	2	2	0	0	0	11.0	17	6	5	1	0	3	3	0	0
2018									Did Not Pitch - Injured									
2019	GCL Mets (R)	0-0	4.50	2	2	0	0	0	2.0	2	1	1	0	0	1	2	0	0
Minor League Totals		13-7	2.60	35	28	2	1	2	169.2	144	60	49	6	7	30	177	2	3

1-0 GAMES

The Mets have an all-time record of 135-121 in games that have ended with 1-0 scores. The Mets went 1-2 in 1-0 games in 2019 and played in consecutive 1-0 games on May 1 and May 2, 2019 vs. Cincinnati, losing the former and winning the latter game behind Noah Syndergaard's complete game shutout and solo home run. The Mets posted their most wins in 1-0 games in 1969, when the club went 9-5. On September 29, 1993 the Mets and Cardinals battled for 16 scoreless innings before Jeff Kent's 17th-inning double plated the game's only run. A long evening, but not a club record. That honor belongs to the 1-0 Mets loss on April 15, 1968 when the Mets and Astros went 23 scoreless innings before Houston pushed across the winning run on an infield error.



FRANKLYN KILOME

66 RHP

[@FranklynKilome](#)
[@franklyn_kilome](#)

HT **6-6** WT **175** BT **R** TH **R**

OPENING DAY AGE: 24
BIRTHDATE: JUNE 25, 1995
BIRTHPLACE: LA ROMANA, DOMINICAN REPUBLIC
RESIDES: LA ROMANA, DOMINICAN REPUBLIC
MLB SERVICE TIME: 0 YEARS, 0 DAYS
SIGNED BY: KOBY PÉREZ (PHILADELPHIA)
HOW OBTAINED: ACQUIRED FROM PHILADELPHIA IN EXCHANGE FOR INF ASDRÚBAL CABRERA ON JULY 27, 2018
CONTRACT STATUS: SIGNED THROUGH 2020

2019 SEASON

- Did not pitch due to Tommy John surgery.

2018 SEASON

- Underwent Tommy John surgery on October 24...Mets Medical Director Dr. David Altchek performed the procedure at the Hospital for Special Surgery.
- Ranked fourth in the Eastern League with 125 strikeouts...Tied for second in the league with 26 starts...Had the fifth-best strikeout per nine inning ratio (8.04).
- In seven starts after joining the Mets' minor league system, produced a 1.08 WHIP and a 4.2 strikeout-to-walk ratio (42 strikeouts/10 walks) in 38.0 innings spanning seven starts.
- Tossed a season-high-tying 7.0 innings in his organizational debut, July 29 at Altoona.

2017 SEASON

- Earned his first promotion to Reading (AA) on August 5...Owned a 1.92 ERA (14 earned runs/65.2 innings) in his last 12 starts before being promoted.
- Following the season, was named the 10th-best prospect in the Phillies system by *Baseball America*.

2016 SEASON

- Posted the best strikeout per nine innings ratio (10.2) in the South Atlantic League...Fanned 130 batters in 114.2 innings.
- Allowed three earned runs or fewer in 17-consecutive starts from May 2-August 16.

2015 SEASON

- Did not allow an earned run in four of his first seven starts with Williamsport (A) of the New York-Penn League.

2014 SEASON

- Made his professional debut with the GCL Phillies (R).

BACKGROUND

- Franklyn Kilomé [kee-loh-MAY] was signed as an 18-year-old by Philadelphia out of the Dominican Republic.

CAREER TRANSACTIONS

- Signed as a non-drafted free agent by Philadelphia on January 22, 2013.
- Acquired by the Mets from Philadelphia in exchange for INF Asdrúbal Cabrera on July 27, 2018.

CAREER STATISTICS

YEAR	TEAM	W-L	ERA	G	GS	CG	SHO	SV	IP	H	R	ER	HR	HB	BB	SO	WP	BK
2014	GCL Phillies (R)	3-1	3.12	11	8	0	0	0	40.1	36	17	14	2	1	11	25	5	1
2015	Williamsport (A)	3-2	3.28	11	11	0	0	0	49.1	41	21	18	1	7	21	36	4	1
2016	Lakewood (A)	5-8	3.85	23	23	0	0	0	114.2	113	55	49	6	6	50	130	9	1
2017	Reading (AA)	1-3	3.64	5	5	0	0	0	29.2	25	15	12	2	0	15	20	3	0
	Clearwater (A)	6-4	2.59	19	19	0	0	0	97.1	96	33	28	5	4	37	83	14	0
2018	Reading (AA)	4-6	4.24	19	19	0	0	0	102.0	96	61	48	7	8	51	83	8	0
	Binghamton (AA)	0-3	4.03	7	7	0	0	0	38.0	31	19	17	3	3	10	42	1	0
2019		Did Not Pitch - Injured																
Minor League Totals		22-27	3.55	95	92	0	0	0	471.1	438	221	186	26	29	195	419	44	3



WALKER

LOCKETT

61 RHP

@walker_lockett

HT 6-5 WT 225 BT R TH R

OPENING DAY AGE: 25
BIRTHDATE: MAY 3, 1994
BIRTHPLACE: JACKSONVILLE, FL
RESIDES: JACKSONVILLE, FL
MLB SERVICE TIME: 0 YEARS, 66 DAYS
SIGNED BY: CHRIS KELLY (SAN DIEGO)
HOW OBTAINED: ACQUIRED FROM CLEVELAND ALONG WITH INF SAM HAGGERTY IN EXCHANGE FOR C KEVIN PLAWECKI ON JANUARY 6, 2019
CONTRACT STATUS: ARBITRATION ELIGIBLE AFTER 2022. ELIGIBLE FREE AGENT AFTER 2025

2019 SEASON

- Made four starts for New York, going 1-1 with a 7.79 ERA (15 earned runs/17.1 innings) with five walks and 13 strikeouts...His starts were on June 20 at Chicago (NL), June 25 at Philadelphia, July 20 at San Francisco and August 5 vs. Miami...The Mets went 2-2 in his starts.
Had a 10.13 ERA (six earned runs/5.1 innings) in relief with one walk and three strikeouts.
Earned his first major league win on July 20 at San Francisco... Started and allowed one run over 5.0 innings in an 11-4 triumph... Had lost his first four major league decisions.
Collected his first major league hit, a single, off Philadelphia's Jake Arrieta on June 25 at Philadelphia.
Made his Mets debut on June 20 at Wrigley Field in a start and allowed six runs over 2.1 innings.
Tied his season-high with seven strikeouts over 6.0 innings of one-run ball in his final start for Syracuse on August 22 at Lehigh Valley.

2018 SEASON

- Spent most of the 2018 season with El Paso (AAA) of the Pacific Coast League.
Made three starts and four appearances across three stints with San Diego, posting an ERA of 9.60 (16 earned runs/15.0 innings) in his first taste of major league action...Was with the Major League club June 1, July 9 and July 31-August 11.
Made his MLB debut on June 1 vs. Cincinnati and also made spot starts on August 4 at Chicago-NL and August 11 vs. Philadelphia.

2017 SEASON

- Made two starts for El Paso in the Pacific Coast League playoffs...Allowed three runs, earned, on four hits in 3.0 innings in El Paso's 7-6 comeback victory to clinch the series in the semifinals on September 8 vs. Reno...Earned the win in 5.0 scoreless innings on September 15 vs. Memphis to give the Chihuahuas their first win in Game 3 of the PCL championship series.

2016 SEASON

- Was named the Padres Minor League Pitcher of the Year after pitching to a 10-9 record with a 2.96 ERA (54 earned runs/164.0 innings) with 123 punchouts and 24 walks in 28 games (25 starts).
Started the Triple-A Championship Game against the Scranton/Wilkes-Barre RailRiders on September 20...Was tagged with the loss, allowing three runs on seven hits and two strikeouts while walking none over 5.0 innings in El Paso's 3-1 defeat.

CAREER BESTS

WIN STREAK 1 game
7/20/19-present
LOSS STREAK 4 games
6/1/18-6/20/19
STRIKEOUTS, GAME 6 strikeouts
8/4/18, San Diego at Chicago-NL
DOUBLE-DIGIT STRIKEOUT GAMES None
LONGEST OUTING, STARTER 5.1 innings
6/25/19 at Philadelphia
LONGEST OUTING, RELIEVER 2.0 innings
3x, last, 9/13/19 vs. Los Angeles-NL
MOST WALKS, GAME 5 walks
6/1/18, San Diego vs. Cincinnati
SCORELESS STREAK 4.0 innings
7/20/19

LOCKETT, WALKER

2015 SEASON

- Split the season between Fort Wayne (A), Tri-City (A) and the Arizona League Padres (R), pitching to a 4-4 record with a 4.14 ERA (40 earned runs/87.0 innings) with 70 strikeouts and 20 walks.
- Earned Northwest League Post-Season All-Star honors for Tri-City.

2012 SEASON

- Made his professional debut for the AZL Padres (R), going 0-1 with a 4.34 ERA (nine earned runs/18.2 innings) in 10 appearances (three starts).

BACKGROUND

- Andrew Walker Lockett graduated from Providence (FL) High School in Jacksonville...Was committed to the University of South Florida out of high school before signing with San Diego.
- Was the first person to reach MLB out of his high school.

- Enjoys fishing and golfing.

- His favorite band is Metallica and movie is "Pulp Fiction."

- At Providence High School, had 18 homers in 94 at-bats as a junior, one homer shy of the state record...Was named the *Jacksonville Times-Union* All-First Coast baseball player of the year.

CAREER TRANSACTIONS

- Selected by the San Diego Padres in the fourth-round of the 2012 First-Year Player Draft.
- Acquired by the Cleveland Indians from San Diego in exchange for RHP Ignacio Feliz on November 20, 2018.
- Acquired by the New York Mets from Cleveland along with INF Sam Haggerty in exchange for C Kevin Plawecki on January 6, 2019.

CAREER STATISTICS

YEAR	TEAM	W-L	ERA	G	GS	CG	SHO	SV	IP	H	R	ER	HR	HB	BB	SO	WP	BK
2012	AZL Padres (R)	0-1	4.34	10	3	0	0	0	18.2	25	11	9	2	0	4	13	5	0
2013	AZL Padres (R)	0-0	11.57	3	0	0	0	0	2.1	5	3	3	0	0	2	2	1	0
2014	Fort Wayne (A)	0-0	0.00	1	1	0	0	0	5.0	3	3	0	0	0	1	1	0	0
	Eugene (A)	0-2	21.94	4	2	0	0	0	5.1	13	15	13	0	2	12	1	1	0
2015	Fort Wayne (A)	0-3	7.98	4	4	0	0	0	14.2	20	15	13	2	0	4	10	4	0
	Tri-City (A)	3-0	2.83	11	11	0	0	0	57.1	50	28	18	3	3	10	47	8	0
	AZL Padres (R)	0-1	5.40	3	2	0	0	0	15.0	19	10	9	2	0	6	13	3	1
2016	Fort Wayne (A)	1-3	3.00	8	8	0	0	0	45.0	43	20	15	0	1	8	29	2	1
	Lake Elsinore (A)	4-3	2.98	11	10	0	0	0	66.1	57	28	22	3	4	12	56	5	0
	San Antonio (AA)	4-1	2.08	6	4	0	0	0	34.2	27	8	8	2	2	2	26	0	0
	El Paso (AAA)	1-2	4.50	3	3	0	0	0	18.0	23	10	9	2	2	2	12	1	0
2017	El Paso (AAA)	5-2	4.39	10	10	0	0	0	55.1	67	37	27	9	2	13	33	3	0
	AZL Padres (R)	0-1	5.40	4	4	0	0	0	10.0	11	8	6	1	1	4	12	2	0
2018	El Paso (AAA)	5-9	4.73	23	23	0	0	0	133.1	145	87	70	17	9	33	118	4	0
	SAN DIEGO (NL)	0-3	9.60	4	3	0	0	0	15.0	22	16	16	4	0	10	12	0	0
2019	Syracuse (AAA)	3-3	3.66	11	10	0	0	0	59.0	75	29	24	5	2	11	39	2	0
	#St. Lucie (A)	1-0	5.14	2	2	0	0	0	7.0	8	4	4	1	0	0	6	1	0
	METS	1-1	8.34	9	4	0	0	0	22.2	33	21	21	6	1	6	16	1	0
Minor League Totals		28-31	31	4.11	114	97	0	0	547.0	591	316	250	49	28	124	418	42	2
Major League Totals		1-4	8.84	13	7	2	0	0	37.2	55	37	37	10	1	16	28	1	0

- rehabilitation assignment

MAJOR LEAGUE HITTING TOTALS

YEAR	TEAM	AVG.	G	AB	R	H	2B	3B	HR	RBI	SH	SF	HBP	BB	SO	SB	CS	SLG	OBP	E
2019	METS	.167	9	6	0	1	0	0	0	0	0	0	0	1	4	0	0	.167	.286	0
Career Totals		.100	13	10	0	1	0	0	0	0	0	0	0	2	8	0	0	.100	.250	0

Last Home Run — None

Most Hits, Game — 1, June 25 at Philadelphia

Most RBI, Game — None

CAREER FIELDING

POS	G	PO	A	E	PCT	TC	DP
P	13	5	7	0	1.000	12	0



JED

LOWRIE

4 INF

@Jed_Lowrie

@jed.lowrie

HT 6-0 WT 180 BT S TH R

OPENING DAY AGE: 35
BIRTHDATE: APRIL 17, 1984
BIRTHPLACE: SALEM, OR
RESIDES: HOUSTON, TX
MLB SERVICE TIME: 11 YEARS, 111 DAYS
SIGNED BY: NAKIA HILL (BOSTON)
HOW OBTAINED: SIGNED AS A FREE AGENT ON JANUARY 15, 2019
CONTRACT STATUS: SIGNED THROUGH 2020

☆ ALL-STAR: 2018

CAREER HIGHLIGHTS

- Has played every infield position, appearing in 508 games at shortstop (480 starts), 412 games at second base (394 starts), 145 games at third base (111 starts) and 11 games at first base.
- Is a .256 hitter (714-2790) from the left side with 78 home runs and has batted .276 (329-1194) with 26 home runs in his career as a right-handed hitter.

2019 SEASON

- Sprained his left knee capsule during Spring Training...Spent nearly the entire season on the Injured List before making his Mets debut on September 7.

2018 SEASON

- Received three AL MVP votes, finishing 20th in the balloting... Were the first MVP votes he garnered in his career.
- Posted career-highs with 23 home runs and 99 RBI and led American League second basemen with a .993 fielding percentage...Also had career highs in games (157) and walks (78).
- Was named to his first All-Star Team...Entered the Midsummer Classic in the sixth inning and went 0-2 with a walk.
- Ranked eighth in the AL in RBI and walks and ninth in batting with runners in scoring position (.324, 47-145)...Also tied for sixth in the AL in games, tied for seventh in at bats (596), tied for 10th in multi-hit games (48) and three-hit games (12).
- Ranked second in the majors with 82 RBI as a second baseman behind only Cincinnati's Scooter Gennett (92)...His 18 home runs were tied for second among AL second basemen.
- Was second in the AL with 18 game-winning RBI, tied for fourth with 37 RBI in the seventh or later and tied for sixth with 24 go-ahead RBI.
- His 99 RBI ranked second among major league switch hitters behind Cleveland's José Ramírez (106)...Batted .273 (111-407) with 19 of his 23 home runs against right-handed pitchers compared to .254 (48-189) against left-handers.
- Notched the 1,000th hit of his career on August 12 at the Angels (was also his 250th career double).
- Hit his 100th career home run on August 14 vs. Seattle off Félix Hernández.

POSTSEASON

- Started at second base and scored a run in Oakland's 7-2 loss to the Yankees in the AL Wild Card Game.

CAREER BESTS

HITS, GAME

4 hits

9x, last, 6/26/18, Oakland at Detroit

HOME RUNS, GAME

2 home runs

3x, last, 5/8/17, Oakland vs. Los Angeles-AL

MULTI-HR GAMES

3 multi-home run games

3 two-home run games

LEADOFF HR

None

INSIDE-THE-PARK HR

None

WALK-OFF HOME RUNS

2 walk-off home runs

last, 5/8/17, Oakland vs. Los Angeles-AL (Deolis Guerra)

PINCH-HIT HOME RUNS

1 pinch-hit home run

9/13/15, Houston at Los Angeles-AL (Huston Street)

RBI, GAME

5 RBI

9/19/17, Oakland at Detroit

STOLEN BASES, GAME

1 stolen base

7x, last, 4/8/15, Houston vs. Cleveland

HITTING STREAK

12 games

8/18/13-8/30/13

GRAND SLAMS

3 grand slams

last, 9/19/17, Oakland at Detroit (Alex Wilson)

LOWRIE, JED

2017 SEASON

- Set an Oakland record and a career-high with 49 doubles, which ranked second in the majors to Cleveland's José Ramírez (56)...Was the eighth-highest double total by a switch hitter in major league history.
- Had career highs in runs (86), doubles and extra base hits (66)...His 153 games played were his most since appearing in 154 contests in 2013... Marked the third time in his 10 seasons in the majors he played in 100 or more games.

2016 SEASON

- Missed two weeks with a right shin contusion from May 10-25.
- Was placed on the 15-day DL August 5, retroactive to August 4, with a bunion on his left foot...Missed the rest of the season...Had successful surgery on his left toe and foot on August 31 at Houston Methodist Hospital...Dr. Kevin Varner performed a left great toe repair with a left foot bunionectomy.

2015 SEASON

- Missed 83 games while on the disabled list with a torn ligament in his right thumb...Tore the ligament sliding into home plate on April 27 at San Diego and was placed on the 15-Day DL the next day.

POSTSEASON

- Played in four postseason games and went 0-4, all as a pinch hitter...Made his lone defensive appearance in the postseason at third base in Game 3 after pinch hitting for Marwin González.

2014 SEASON

- Missed 16 games at the end of August with a fractured right index finger.
- Had a two-run double in the seventh inning May 12 against Chicago (AL) for his 500th career hit.
- Had a game-winning RBI single in the bottom of the ninth inning on September 6 vs. Houston... Was his third career walk-off RBI.

POSTSEASON

- Started in the A's 12-inning defeat against Kansas City in the AL Wild Card Game.

2013 SEASON

- Set an Oakland record for hits by a switch-hitter (175)...Ranked second in the AL with 45 doubles.
- Had a career-high 12-game hitting streak from August 18-30 (20-50, .400).

POSTSEASON

- Started all five games in the ALDS against Detroit and went 3-20 (.150) with a homer and three RBI.

2012 SEASON

- Ranked third in homers among NL shortstops... Also ranked second among NL shortstops with his .436 slugging percentage.
- Began the season on the DL and missed the first six games of the season with a sprained right thumb before being activated on April 13.
- Sustained a sprained right ankle, which placed him on the DL for a second time from July 15 to August 11 (missed 52 games).
- Hit a homer in three straight games from June 7-9.

2011 SEASON

- Saw action at all four infield positions with 49 games at shortstop, 33 at third base, four at first base and one at second base.
- Was out from June 17-August 8 with a left shoulder strain...Hit .270 (53-196) in 55 games before the trip to the DL and .221 (25-113) after.
- Began a 5-4-3 triple play in game two of a doubleheader on August 16 against Tampa Bay.

2010 SEASON

- Missed the first 94 games with mononucleosis.
- Launched his first career walk-off home run on August 21 vs. Toronto (Casey Janssen)...Was a leadoff blast in the 11th inning.
- Reached base safely in 23-straight starts from August 27-September 29.
- Had his first two multi-homer games, September 14 at Seattle and October 3 vs. the Yankees.

2009 SEASON

- Made his first career Opening Day roster and start...Was limited to 32 games in the majors due to two stints on the Disabled List.
- Belted his first career grand slam on the final day of the regular season, October 4 vs. Cleveland (off Chris Perez).

POSTSEASON

- Played in all three of Boston's ALDS games vs. the Angels.

2008 SEASON

- Finished among AL rookie leaders in sacrifice flies (tied for major league lead, eight), doubles (fifth, 25), triples (tied for sixth, three), walks (eighth, 35) and extra-base hits (10th, 30).
- Made his major league debut on April 15 at Cleveland...Had a two-run single in the seventh inning for his first career hit...Finished with three RBI, the most by a Red Sox hitter in his debut since 1947 (Merrill Combs, also three RBI).

- Connected on his first career home run on May 10 at Minnesota off Glen Perkins.
- Set a major league record for rookie shortstops, handling 155 chances without making an error.

POSTSEASON

- Played in nine of Boston's 11 playoff games... Batted .364 (4-11) in the ALDS vs. the Angels, including a series-clinching, walk-off RBI single in the ninth inning of Game 4...Became the fourth rookie in major league history with a series-ending, walk-off hit.

2007 SEASON

- Split his season between Portland (AA) and Pawtucket (AAA)...Was named the Red Sox Minor League Offensive Player of the Year.
- Was a *Baseball America* Minor League and Double-A All-Star.
- Was an Eastern League Mid-Season All-Star.

2005 SEASON

- Was named a New York-Penn League All-Star in his first professional season with Lowell (A).
- Led the NYPL with a .429 OBP and tied for fifth with his .328 (66-201) average.

BACKGROUND

- Jed Carlson Lowrie graduated from North Salem (OR) High School before attending Stanford University.
- Enjoys cooking and photography in his spare time...His mom, who was a 4-H Extension Agent, taught him how to cook.
- Has a large wine collection...Collects sports memorabilia as well.
- Traveled to Colombia in January 2015 as a sports envoy in Major League Baseball's "Diamond Diplomacy" program in conjunction with the U.S. Department of State...His wife served in State Department as a foreign service officer.
- At Stanford, earned First-Team All-American and All-Pac-10 honors from *Baseball America* in 2004 and 2005...Hit .338 with 47 doubles, 31 homers, 162 RBI and 143 runs in 179 games over three seasons while posting a .565 slugging percentage and .428 on-base percentage... Named a *Baseball America* Pre-Season First-Team All-American on three occasions.
- Was a 2004 national semifinalist for the Dick Howser Trophy, presented annually to the nation's top collegiate player...In 2005, led the Cardinal with 14 homers, 66 RBI, a .594 slugging percentage and .416 OBP, while batting .317 and starting all 59 of Stanford's games.

CAREER TRANSACTIONS

- Selected by the Boston Red Sox as a supplemental pick following the first round (45th overall) in the 2005 First-Year Player Draft.
- On the 15-Day Disabled List, April 12-July 6, 2009, with a sprained left wrist.
- On the 15-Day Disabled List, August 8 (retroactive to August 7)-September 8, 2009, with ulnar neuritis in his left wrist.
- On the 15-Day Disabled List, March 31 (retroactive to March 26)-April 14, 2010, with mononucleosis... Was transferred to the 60-Day Disabled List on April 14 and activated on July 21.
- On the 15-Day Disabled List, June 17-August 7, with a sore left shoulder.
- Acquired by the Houston Astros along with RHP Kyle Weiland from Boston in exchange for RHP Mark Melancon on December 14, 2011.
- On the 15-Day Disabled List, April 6 (retroactive to March 30)-April 12, 2012, with a sprained right thumb.
- On the 15-Day Disabled List, July 15-September 10, 2012, with a sprained right ankle.
- Acquired by the Oakland Athletics from Houston along with RHP Fernando Rodriguez in exchange for INF Chris Carter, RHP Brad Peacock and C Max Stassi on February 4, 2013.
- On the 15-Day Disabled List, August 14-September 1, 2014, with a fractured right index finger.
- Signed as a free agent by the Houston Astros on December 15, 2014 to a four-year contract.
- On the 15-Day Disabled List, April 28, 2015 with a torn ligament in his right thumb...Transferred to the 60-Day Disabled List, May 18-July 30.
- Acquired by the Oakland Athletics from Houston in exchange for RHP Brendan McCurry on November 25, 2015.
- On the 15-Day Disabled List, May 11 (retroactive to May 10)-May 25, 2016, with a right shin contusion.
- On the 15-Day Disabled List, August 5, 2016 (retroactive to August 4), with bunion on his left foot...Transferred to the 60-Day Disabled List August 17...Missed the rest of the season.
- Signed as a free agent by the New York Mets on January 15, 2019 to a two-year contract.
- On the 10-Day Injured List, March 28, 2019, with a left knee capsule sprain...Transferred to the 60-Day Injured List on May 20...Activated on September 7.

CAREER STATISTICS

YEAR	TEAM	AVG	G	AB	R	H	2B	3B	HR	RBI	SH	SF	HB	BB	SO	SB	CS	SLG	OBP	E
2005	Lowell (A)	.328	53	201	36	66	12	0	4	32	2	1	2	34	30	7	5	.448	.429	10
2006	Wilmington (A)	.262	97	374	43	98	21	6	3	50	0	8	2	54	65	2	2	.374	.352	25
2007	Portland (AA)	.297	93	337	61	100	31	7	8	49	3	2	1	65	58	5	3	.501	.410	13
	Pawtucket (AAA)	.300	40	160	21	48	16	1	5	21	0	2	3	12	33	0	1	.506	.356	7
2008	Pawtucket (AAA)	.268	53	198	35	53	14	2	5	32	0	5	0	31	43	1	0	.434	.359	7
	BOSTON (AL)	.258	81	260	34	67	25	3	2	46	2	8	1	35	68	1	0	.400	.339	2
2009	BOSTON (AL)	.147	32	68	5	10	2	0	2	11	0	2	0	6	20	0	0	.265	.211	1
	Pawtucket (AAA)#	.176	22	68	9	12	3	0	3	8	0	1	1	13	13	0	0	.353	.313	4
	Portland (AA)#	.600	1	5	1	3	1	0	0	2	0	0	0	0	0	0	0	.800	.600	0
	Lowell (A)#	.182	3	11	2	2	2	0	0	1	0	0	0	2	1	0	0	.364	.308	1
2010	BOSTON (AL)	.287	55	171	31	49	14	0	9	24	0	0	1	25	25	1	1	.526	.381	0
	Lowell (A)#	.400	6	15	2	6	1	0	0	5	0	1	0	5	1	0	0	.467	.524	0
	Pawtucket (AAA)#	.333	4	15	3	5	3	0	1	4	0	1	0	1	4	1	0	.733	.353	5
2011	BOSTON (AL)	.252	88	309	40	78	14	4	6	36	1	6	2	23	60	1	1	.382	.303	15
	Pawtucket (AAA)#	.412	5	17	2	7	4	0	0	5	0	0	0	2	1	0	0	.647	.474	0
2012	Okl. City (AAA)#	.500	2	6	1	3	0	0	0	3	0	1	0	1	1	0	0	.500	.500	0
	HOUSTON (AL)	.244	97	340	43	83	18	0	16	42	0	2	2	43	65	2	0	.438	.331	8
2013	OAKLAND (AL)	.290	154	603	80	175	45	2	15	75	3	4	2	50	91	1	0	.446	.344	18
2014	OAKLAND (AL)	.249	136	502	59	125	29	3	6	50	2	6	5	51	79	0	0	.355	.321	13
	Sacramento (AAA)#	.222	2	9	1	2	0	0	0	0	0	0	0	1	0	0	0	.222	.222	1
2015	HOUSTON (AL)	.222	69	230	35	51	14	0	9	30	0	2	3	28	43	1	0	.400	.312	3
	Corpus Christi (AA)#	.214	5	14	0	3	1	0	0	2	0	0	1	0	2	0	0	.286	.267	1
2016	OAKLAND (AL)	.263	87	338	30	89	12	1	2	27	0	4	1	26	65	0	0	.322	.314	6
	Nashville (AAA)#	.250	1	4	1	1	0	0	0	0	0	0	0	1	0	0	0	.250	.400	0
2017	OAKLAND (AL)	.277	153	567	86	157	49	3	14	69	0	3	2	73	100	0	1	.448	.360	5
2018	OAKLAND (AL)	.267	157	596	78	159	37	1	23	99	0	3	3	78	128	0	0	.448	.353	4
2019	METS	.000	9	7	0	0	0	0	0	0	0	0	0	1	4	0	0	.000	.125	0
	Syracuse (AAA)#	.250	12	44	7	11	1	0	2	3	0	0	0	4	12	0	0	.409	.313	2
	St. Lucie (A)#	.200	6	20	0	4	1	0	0	2	0	0	0	1	2	0	0	.250	.238	0
Minor League Totals		.283	405	1498	225	424	111	16	31	219	5	22	10	226	267	16	11	.441	.376	76
Major League Totals		.261	1118	3991	521	1043	259	17	104	509	8	40	22	439	748	7	3	.413	.335	80

rehabilitation assignment

CAREER PLAYOFF STATISTICS

YEAR	RND	TEAM/OPP	AVG	G	AB	R	H	2B	3B	HR	RBI	SH	SF	HBP	BB	SO	SB	CS	SLG	OBP	E
2008	ALDS	BOS vs. LAA	.364	3	11	2	4	0	0	0	1	0	0	1	1	3	0	0	.364	.462	1
	ALCS	BOS vs. TBR	.111	6	18	2	2	1	0	0	1	0	1	0	4	4	0	0	.167	.261	0
2009	ALDS	BOS vs. LAA	.000	3	2	0	0	0	0	0	0	0	0	0	1	0	0	.000	.000	0	
2013	ALDS	OAK vs. DET	.150	5	20	2	3	1	0	1	3	0	0	0	2	7	0	0	.350	.227	0
2014	ALWC	OAK vs. KCR	.000	1	5	0	0	0	0	0	0	1	0	0	0	0	0	.000	.000	0	
2015	ALWC	HOU vs. NYY	.000	1	1	0	0	0	0	0	0	0	0	0	0	0	0	.000	.000	0	
	ALDS	HOU vs. KCR	.000	3	3	0	0	0	0	0	0	0	0	0	1	0	0	.000	.000	0	
2018	ALWC	OAK vs. NYY	.000	1	4	1	0	0	0	0	0	0	0	0	1	0	0	.000	.000	0	
Postseason Totals			.141	23	64	7	9	2	0	1	5	1	1	1	7	17	0	0	.219	.233	1
Wild Card Totals			.000	3	10	1	0	0	0	0	0	1	0	0	1	0	0	.000	.000	0	
LDS Totals			.194	14	36	4	7	1	0	1	4	0	0	1	3	12	0	0	.306	.275	1

ALL-STAR GAME

YEAR	LEAGUE/SITE	AVG	G	AB	R	H	2B	3B	HR	RBI	SH	SF	HBP	BB	SO	SB	CS	SLG	OBP	E
2018	AL/Washington	.000	1	2	0	0	0	0	0	0	0	0	0	1	0	0	0	.000	.333	0

CAREER FIELDING

POS	G	PO	A	E	PCT	TC	DP
SS	508	561	1267	49	.974	1877	257
2B	412	613	1034	20	.988	1667	255
3B	145	80	211	10	.967	301	15
1B	11	22	2	1	.960	25	2



SETH LUGO

67 RHP

@seth_lugo
@jslugo

HT 6-4 WT 225 BT R TH R

OPENING DAY AGE: 30
BIRTHDATE: NOVEMBER 17, 1989
BIRTHPLACE: SHREVEPORT, LA
RESIDES: SHREVEPORT, LA
MLB SERVICE TIME: 3 YEARS, 82 DAYS
SIGNED BY: TOMMY JACKSON
HOW OBTAINED: METS 34TH-ROUND PICK IN THE 2011 FIRST-YEAR PLAYER DRAFT
CONTRACT STATUS: ELIGIBLE FREE AGENT AFTER 2022

CAREER HIGHLIGHTS

- His 1.97 ERA at Citi Field is the lowest by any Met with at least 100.0 innings pitched at home...It's the sixth-lowest mark by any pitcher with at least 100.0 innings at home since 2016.
- Was the NL Reliever of the Month in July 2019...Did not allow an earned run in 12.2 innings with 16 strikeouts.

2019 SEASON

- Appeared in a career-high 61 games and recorded career-highs in strikeouts...Had career-highs in strikeout rate (33.1 percent) and a career-low 5.1 percent walk rate.
- Became the fifth Met (sixth time) to record at least 100 strikeouts in a season solely as a reliever...It was the first time since Armando Benítez struck out 106 in 2000...Benítez owns the franchise record with 128 in 1999.
- Earned National League Reliever of the Month honors for July...Went 1-0 with a save and a 0.00 ERA (12.2 IP, 3 BB, 16 K).
- Had a 15.2-inning scoreless streak from July 2-August 5... Also hurled 14.1 consecutive scoreless frames from August 17-September 15...Allowed only two earned runs in his final 15 appearances of the season, posting a 0.82 ERA (two earned runs/22.0 innings) with two walks and 29 strikeouts.
- Was tied for sixth among all relievers and third in the NL with 104 punchouts...Was tied for sixth in the NL among relievers with seven wins...Ranked sixth in the NL and ninth in the majors with a 6.50 strikeout to walk ratio.
- According to StatCast, ranked second in the majors with an average spin rate of 3,285 rpm on his curveballs (min. 250 curveballs thrown).
- Led the majors with 16 outings of 2.0 or more scoreless innings.
- Posted a 1.56 ERA (seven earned runs/40.1 IP) at home, second-lowest in the majors (min 35.0 innings).
- Owned a 1.10 ERA (four earned runs/32.2 innings) with 42 strikeouts from April 7-June 21.
- His 21 holds were the most for a Mets pitcher since Addison Reed logged 40 in 2016.
- Retired 26-straight batters from July 21-August 10, tying him with Bobby Parnell (September 19-October 3, 2012) for the longest streak by a Mets reliever in franchise history...Held opponents hitless over 35 consecutive at-bats before Washington's Anthony Rendon homered on August 10.
- His 0.90 WHIP was the lowest single-season mark by a Mets pitcher (min. 50.0 innings)...It was the sixth-lowest in the NL (min. 60.0 innings).
- On September 18 at Colorado, earned his seventh win of the year, tossing 2.0 scoreless innings with three strikeouts...Hit an RBI single in the ninth in his only at-bat of the season.

CAREER BESTS

WIN STREAK
6 games
8/25/16-6/11/17

LOSS STREAK
2 games
4x, last, 6/23/19-6/29/19

STRIKEOUTS, GAME
8 strikeouts
2x, last, 6/10/18 vs. New York-AL

LONGEST OUTING, STARTER
7.0 innings
3x, last, 6/11/17 at Atlanta

LONGEST OUTING, RELIEVER
3.0 innings
8x, last, 5/4/19 at Milwaukee

MOST WALKS, GAME
4 walks
3x, last, 7/9/18 vs. Philadelphia

SCORELESS STREAK
17.0 innings
5/1/18-5/25/18

LAST COMPLETE GAME
None

LUGO, SETH

2018 SEASON

- Was 2-2 with three saves and a 2.30 ERA (20 earned runs/78.1 innings) in 49 games in relief and 1-2 with a 3.91 ERA (10 earned runs/23.0 innings) in five starts (May 31-June 25).
- For the second consecutive year pitched exactly 101.1 innings.
- Was fifth in the NL and 12th in the majors with 78.1 relief innings...Finished second in the NL and seventh in the majors with 27 relief outings of more than 1.0 inning.
- Had a 1.52 ERA (nine earned runs/53.1 innings) at home, the third-lowest in the majors (min. 50.0 innings)...Only Hyun-Jin Ryu (1.15) and Blake Snell (1.27) had lower home marks.
- Tossed a career-high 17.0 consecutive scoreless innings from May 1-25.
- Earned his first major league save on August 12 at Miami with 1.0 scoreless inning in a 4-3 win... Had three professional saves prior to the 2018 season, all with St. Lucie (A) of the Florida State League in 2014.
- Became the third pitcher in major league history with consecutive relief appearances of 2.0 innings or fewer with five or more strikeouts, September 9-13.

2017 SEASON

- Missed the first nine weeks of the season due to right elbow inflammation.
- Tied a franchise record by winning six consecutive road starts from August 25, 2016-June 29, 2017... Tom Seaver and Jerry Koosman each did that twice...Seaver did so from September 20, 1968-May 21, 1969 and August 9-September 27, 1969 while Koosman did it from April 11-June 4, 1968 and September 11, 1972-April 29, 1973.

- Pitched 5.0 or more innings in each of his first 19 starts, the second-longest streak in team history... Matt Harvey began his career with 44 straight starts of at least 5.0 or more innings.
- Also on the 10-Day Disabled List from August 15-27, with a right shoulder impingement...Returned and started the second game of a doubleheader on August 27 against the Nationals.
- Hit his first career home run with a solo shot in his July 15 start off of Colorado's Chris Rusin in the third inning at Citi Field...Was called on to pinch-hit for the first time in his career on August 9 at Texas.
- Went 2-1 with a 4.20 ERA (seven earned runs/15.0 innings) in three starts for Puerto Rico during the World Baseball Classic...He started the Championship Game vs. the United States.

2016 SEASON

- Was with the Mets from June 30-July 2, July 6-August 2 and August 12-the end of the season.
- In eight starts after joining the rotation, he went 5-1 with a 2.68 ERA (14 earned runs/47.0 innings).
- Earned his first major league win in his second career start in the Mets' 10-6 victory against the Cardinals on August 25 at Busch Stadium... Tossed 5.0 scoreless frames.

2014 SEASON

- Finished fifth in the Florida State League in strikeouts (114).

2012 SEASON

- Missed the entire season after undergoing lumbar fusion surgery.



BACKGROUND

- Jacob Seth Lugo graduated from Parkway (LA) High School...Lettered in baseball, soccer, football (punter) and track...He was a state finalist in the high-jump (6 feet, 2 inches).
- Is an avid frisbee golf player and a fan of the New Orleans Saints.
- Went to Centenary (LA) College when it was a Division 1 school...Earned Second Team All-Summit League Honors in 2010.
- Started the World Baseball Classic championship game for Puerto Rico vs. the US in 2017...His paternal grandfather was born in Puerto Rico.

CAREER TRANSACTIONS

- Selected by the New York Mets in the 34th round of the 2011 First-Year Player Draft.
- On the 10-Day Disabled List, April 2 (retroactive to March 30) to June 11, 2017, due to right elbow inflammation...Transferred to the 60-Day DL on May 26.
- On the 10-Day Disabled List, August 15-27, 2017, with a right shoulder impingement.
- On the 10-Day Injured List, May 20-30, 2019, with right shoulder tendinitis.

CAREER STATISTICS

YEAR	TEAM	W-L	ERA	G	GS	CG	SHO	SV	IP	H	R	ER	HR	HB	BB	SO	WP	BK	
2011	Kingsport (R)	5-2	3.66	11	10	0	0	0	46.2	42	27	19	5	2	20	44	9	0	
2012		Did Not Pitch - Injured																	
2013	Brooklyn (A)	2-4	4.19	7	7	0	0	0	34.1	34	16	16	3	1	13	27	3	0	
	Savannah (A)	2-2	2.53	5	5	0	0	0	32.0	22	9	9	2	1	6	39	0	0	
2014	St. Lucie (A)	8-3	4.11	27	4	0	0	3	105.0	100	55	48	12	4	38	114	7	0	
2015	Binghamton (AA)	6-5	3.80	19	19	0	0	0	109.0	108	54	46	8	5	30	97	6	0	
	Las Vegas (AAA)	2-2	4.00	5	5	0	0	0	27.0	27	13	12	3	2	5	30	2	0	
2016	Las Vegas (AAA)	3-4	6.50	21	14	0	0	0	73.1	103	63	53	10	1	20	62	4	0	
	METS	5-2	2.67	17	8	0	0	0	64.0	49	19	19	7	4	21	45	1	1	
2017	METS	7-5	4.71	19	18	0	0	0	101.1	114	57	53	13	2	25	85	2	1	
	St. Lucie (A)#	0-1	8.10	2	1	0	0	0	6.2	9	7	6	2	1	1	4	0	0	
	Binghamton (AA)#	1-1	2.77	2	2	1	0	0	13.0	14	4	4	1	0	2	15	0	0	
2018	METS	3-4	2.66	54	5	0	0	3	101.1	81	36	30	9	2	28	103	2	1	
2019	METS	7-4	2.70	61	0	0	0	6	80.0	56	28	24	8	5	16	104	2	0	
Minor League Totals		29-24	4.29	99	67	1	0	3	447.0	459	248	213	46	17	135	432	31	0	
Major League Totals		22-15	3.27	151	31	0	0	9	346.2	300	140	126	37	13	90	337	7	3	

rehabilitation assignment

MAJOR LEAGUE HITTING TOTALS

YEAR	TEAM	AVG.	G	AB	R	H	2B	3B	HR	RBI	SH	SF	HBP	BB	SO	SB	CS	SLG	OBP	E
2019	METS	1.000	57	1	0	1	0	0	0	1	0	0	0	0	0	0	0	1.000	1.000	0
Career Totals		.158	148	57	7	9	3	0	1	4	6	1	0	2	20	0	0	.263	.183	1

Last Home Run — July 15, 2017 vs. Colorado (Chris Rusin)

Most Hits, Game — 1 hit, 9x, last - September 18, 2019 at Colorado

Most RBI, Game — 1 RBI, 4x, last - September 18, 2019 at Colorado

WORLD BASEBALL CLASSIC

YEAR	CLUB	W-L	ERA	G	GS	CG	SHO	SV	IP	H	R	ER	HR	HB	BB	SO	WP	BK
2017	Puerto Rico	2-1	4.20	3	3	0	0	0	15.0	11	7	7	3	0	5	12	1	0

CAREER FIELDING

POS	G	PO	A	E	PCT	TC	DP
P	151	32	31	1	.984	64	2

INDIVIDUAL SCORELESS STREAKS

Player	Year	Innings	Player	Year	Innings
1. R.A. Dickey	2012	32.2	3. Tom Seaver	1971	31.0
2. Jerry Koosman	1973	31.2	6. Tom Seaver	1975	28.0
3. Dwight Gooden	1984	31.0	7. Jesse Orosco	1983	27.2
3. Bartolo Colón	2015	31.0	8. Pat Zachry	1980	27.0



JAKE

MARISNICK

16 OF

@JSMarisnick

HT 6-4 WT 220 BT R TH R

OPENING DAY AGE: 28
BIRTHDATE: MARCH 30, 1991
BIRTHPLACE: RIVERSIDE, CA
RESIDES: RIVERSIDE, CA
MLB SERVICE TIME: 5 YEARS, 132 DAYS
SIGNED BY: RICK INGALLS (TORONTO)
HOW OBTAINED: ACQUIRED FROM HOUSTON IN EXCHANGE FOR LHP BLAKE TAYLOR AND OF KENEDY CORONA ON DECEMBER 5, 2019
CONTRACT STATUS: FREE AGENT AFTER 2020

CAREER HIGHLIGHTS

- Among all outfielders since 2013, ranks ninth in defensive runs saved with 71...Is tied for ninth in the majors with 39 outs above average (Statcast) since 2016, when the metric was first tracked.
- Has gone 73-for-100 (73%) in stolen base attempts in his career.
- Is the only player in MLB history to have four career games in which he entered as a pinch-runner before going on to hit a HR: September 6, 2015 vs. Minnesota, May 25, 2017 vs. Detroit, June 22, 2017 at Oakland and August 4, 2018 at Los Angeles-NL...Only one other player has done this three times, Gene Stephens, who played from 1952-64.

2019 SEASON

- Made just one error in 198 total chances in center field, posting a .995 fielding percentage that led all AL centerfielders.
- Reached double-digit homers for the third-straight season... Tied a career-high with 26 extra-base hits.
- Logged double-digit stolen bases for the fourth time in his career...Was the first time he recorded at least 10 steals and 10 homers in the same season.

POSTSEASON

- Appeared in 14 postseason games for the AL Champion Astros, playing in his first World Series.
- Went 4-11 (.364) in the playoffs, including 3-8 (.375) with a stolen base in five World Series games vs. Washington.

2018 SEASON

- Played in 103 games across four stints with the Astros...Ranked seventh among AL outfielders with 11 defensive runs saved.
- Per Statcast, recorded 12 extra outs above what an average outfielder should record, the ninth-best mark in the Majors... Posted a catch percentage added of 8%, the top mark among Major League outfielders (min. 100 chances).
- Homered for the lone run in a 1-0 win at Tampa Bay on June 28.

POSTSEASON

- Went 0-3 in five games during the postseason...Made one start (ALCS Game 5 vs. Boston)...Was a defensive replacement in three games and a pinch-runner in one game.

CAREER BESTS

HITS, GAME
4 hits

8/11/14, Houston vs. Minnesota

HOME RUNS, GAME
2 home runs

3x, last, 6/20/19
Houston at New York-AL

MULTI-HR GAMES
3 multi-home run games
3 two-home run games

LEADOFF HR
None

INSIDE-THE-PARK HR
None

WALK-OFF HOME RUNS
None

PINCH-HIT HOME RUNS
None

RBI, GAME
5 RBI

7/31/17, Houston vs. Tampa Bay

STOLEN BASES, GAME
2 stolen bases

4x, last, 4/29/15
Houston at San Diego

HITTING STREAK
11 games
4/20/15-5/3/15

GRAND SLAMS
None

2017 SEASON

- Had his season cut short due to a fractured right thumb he suffered in mid-September...Hit a career-high 16 homers for the 2017 World Series Champion Astros in just 106 games...Also set career-high marks in runs (50), walks (20), OPS (.815), on-base percentage (.319) and slugging percentage (.496).
- Suffered a fractured right thumb while sliding into second base on September 13 at Los Angeles-AL...Underwent surgery on September 15...Was not placed on the DL but missed the remainder of the season, including the team's World Series run.
- Hit a game-tying, ninth-inning solo homer off Kelvin Herrera on April 10 vs. Kansas City after entering as a defensive replacement in the eighth inning.
- Recorded his first-career multi-homer game on May 16 at Miami against his former club.
- Went 3-4 with two homers and a career-high five RBI on July 31 vs. Tampa Bay...Became the sixth player since RBI became a stat in 1920 to have four runs and five RBI out of the ninth spot in the lineup, joining Jackie Bradley Jr. (2015), Micah Owings (2007), Ramon Vazquez (2007), Luis Rivas (2002) and Wes Ferrell (1931).

2016 SEASON

- Ranked third among AL outfielders in fielding percentage (min. 750 innings)...Also ranked seventh among AL outfielders in defensive runs saved (18).

2015 SEASON

- Made his first Opening Day roster...Started in center field on Opening Day.
- Completed an unassisted double play on May 7 at Los Angeles-AL after catching a fly ball hit by Matt Joyce and running to first base to double up Albert Pujols, who had rounded second base.
- Homered in three straight games with a plate appearance from September 1-7.
- Finished eighth in the AL in stolen bases with 24...Went 24-33 (72.7%) in steal attempts...Ranked sixth among AL outfielders with 13 defensive runs saved...Had eight outfield assists, all of which came in center field, tied for fifth-most among AL center fielders.

POSTSEASON

- Made his postseason debut in the AL Wild Card Game vs. the Yankees as a defensive replacement in center field.
- Went 3-7 (.429) with a double in his two starts in the ALDS against Kansas City.

2014 SEASON

- Was traded from Miami to Houston at the Trade Deadline...Played 51 games with the Astros after being dealt by the Marlins.
- Recorded a career-high four hits on August 11 vs. Minnesota...Five days later, hit a game-winning two-run double to break a 3-3 tie in the 10th inning on August 16 at Boston.

2013 SEASON

- His season debut was delayed until April 28, due to a broken bone in his left hand.
- Was selected to the Major League roster from Jacksonville on July 23 and made his Major League debut that night at Colorado (0-4), starting in center field.
- Recorded his first hit on July 26 vs. Pittsburgh (single in sixth inning)...Recorded his first career home run (off RHP Jenrry Mejia) and game-winning RBI on July 31 vs. the Mets.
- On May 30 at Pensacola, went 3-5 with a double, two home runs and nine RBI...Both home runs were grand slams, the first two of his minor league career...The nine RBI tied a Southern League record for a single game.

2012 SEASON

- Was the Florida State League Player of the Week for April 23-29 after going 11-26 (.423) with six runs scored, two doubles, three home runs and eight RBI in six games.

2011 SEASON

- Earned Midseason and Postseason Midwest League All-Star honors...Was named an Organization All-Star by *MiLB.com* and a Class A All-Star by *Baseball America*.

2010 SEASON

- Appeared in 69 games in his first professional season...Started with the GCL Blue Jays (R) and finished the season with Lansing (A).

BACKGROUND

- Jacob Shawn Marisnick Graduated from Riverside Poly (CA) High School in 2009...hit .495 (46-93) his junior year...hit .404 (36-89) his senior season with six homers, 31 RBI and 22 steals...was recognized as a first-team All-CIF (California Interscholastic Federation) selection in 2009...the two-sport athlete was also named an All-County and All-CIF Southern Section wide receiver in his junior season.
- Before being drafted, was committed to play baseball at the University of Oregon.

CAREER TRANSACTIONS

- Selected by Toronto in the third round of the 2009 First-Year Player Draft.
- Acquired by Miami from Toronto along with RHP Henderson Alvarez, RHP Anthony Desclafani, IF Yunel Escobar, IF Adeiny Hechevarria, C Jeff Mathis and LHP Justin Nicolino in exchange for OF Emilio Bonifacio, C John Buck, LHP Mark Buehrle, RHP Josh Johnson, IF Jose Reyes and cash on November 19, 2012.
- Acquired by Houston from Miami along with RHP Francis Martes, IF Colin Moran and a 2015 Competitive Balance Round A pick in exchange for RHP Jarred Cosart, IF/OF Kiké Hernandez, and OF Austin Wates on July 31, 2014.
- On the 15-Day Disabled List, June 19-July 5, 2015, with a strained left hamstring.
- On the 7-Day Disabled List, April 24-May 1, 2017, with a concussion.
- On the 10-Day Disabled List, August 11-September 1, 2018, with left groin discomfort.
- On the Restricted List from July 30-31, 2019.
- Acquired by the Mets from Houston in exchange for LHP Blake Taylor and OF Kenedy Corona on December 5, 2019.

CAREER STATISTICS

YEAR	TEAM	AVG	G	AB	R	H	2B	3B	HR	RBI	SH	SF	HBP	BB	SO	SB	CS	SLG	OBP	E
2010	GCL Blue Jays (R)	.287	35	122	17	35	12	0	3	14	0	2	5	13	18	14	1	.459	.373	1
	Lansing (A)	.220	34	127	16	28	8	2	1	12	2	0	5	9	37	9	2	.339	.298	4
2011	Lansing (A)	.320	118	462	68	148	27	6	14	77	0	4	14	43	91	37	8	.496	.392	3
	Dunedin (A)	.263	65	266	41	70	18	7	6	35	2	2	10	26	55	10	5	.451	.349	1
2012	New Hampshire (AA)	.233	55	223	25	52	11	3	2	15	2	4	7	11	45	14	4	.336	.286	3
	Jupiter (A)	.200	3	15	2	3	1	0	0	0	0	0	0	1	0	0	0	.267	.200	0
2013	Jacksonville (AA)	.294	67	265	43	78	13	3	12	46	2	3	11	17	68	11	6	.502	.358	5
	MIAMI (NL)	.183	40	109	6	20	2	1	1	5	1	1	1	6	27	3	1	.248	.231	0
	New Orleans (AAA)	.277	89	343	50	95	16	4	10	40	6	2	9	17	64	24	6	.434	.326	3
2014	MIAMI (NL)	.167	14	48	3	8	0	0	0	0	0	0	3	19	5	0	0	.167	.216	0
	HOUSTON (AL)	.272	51	173	18	47	8	0	3	19	2	3	3	5	48	6	3	.370	.299	2
2015	HOUSTON (AL)	.236	133	339	46	80	15	4	9	36	6	4	5	18	105	24	9	.383	.281	3
	Fresno (AAA)#	.167	3	12	3	2	2	0	0	3	0	0	0	2	4	3	0	.333	.286	0
2016	HOUSTON (AL)	.209	118	287	40	60	18	1	5	21	4	1	3	16	83	10	5	.331	.257	1
	Fresno (AAA)#	.185	7	27	3	5	2	0	0	1	0	0	0	1	10	1	1	.259	.214	0
2017	HOUSTON (AL)	.243	106	230	50	56	10	0	16	35	2	1	6	20	90	9	4	.496	.319	2
	Corpus Christi (AA)#	.429	2	7	2	3	1	0	1	2	0	0	0	0	2	0	0	1.000	.429	0
2018	HOUSTON (AL)	.211	103	213	34	45	8	1	10	28	1	1	4	15	84	6	2	.399	.275	1
	Fresno (AAA)	.342	19	73	18	25	8	2	4	13	0	1	2	6	17	3	1	.671	.402	0
	Corpus Christi (AA)#	.167	2	6	1	1	0	0	0	1	0	1	1	0	1	1	0	.167	.250	0
2019	HOUSTON (AL)	.233	120	292	46	68	16	3	10	34	3	0	6	17	95	10	3	.411	.289	1
Minor League Totals		.280	499	1948	289	545	119	27	53	259	14	19	64	145	413	127	34	.450	.347	20
Major League Totals		.227	685	1691	243	384	77	10	54	178	19	11	28	100	551	73	27	.380	.280	10

- rehabilitation assignment

CAREER PLAYOFF STATISTICS

YEAR	RND	TEAM/OPP	AVG	G	AB	R	H	2B	3B	HR	RBI	SH	SF	HBP	BB	SO	SB	CS	SLG	OBP	E
2015	ALWC	HOU vs. NYY	.000	1	0	0	0	0	0	0	0	0	0	0	0	0	0	0	.000	.000	0
	ALDS	HOU vs. KC	.429	3	7	1	3	1	0	0	0	0	0	0	0	2	0	0	.571	.429	0
2018	ALDS	HOU vs. CLE	.000	3	1	0	0	0	0	0	0	0	0	0	0	1	0	0	.000	.000	0
	ALCS	HOU vs. BOS	.000	2	2	0	0	0	0	0	0	0	0	0	0	1	0	0	.000	.000	0
2019	ALDS	HOU vs. TB	.000	4	0	0	0	0	0	0	0	0	0	0	0	0	0	0	.000	.000	0
	ALCS	HOU vs. NYY	.333	5	3	0	1	0	0	0	0	0	0	0	2	0	0	0	.333	.333	0
	WS	HOU vs. WAS	.375	5	8	0	3	0	0	0	0	0	0	0	1	3	1	0	.375	.444	1
Postseason Totals			.333	23	21	1	7	1	0	0	0	0	0	0	1	8	2	0	.381	.364	1
DS Totals			.375	10	8	1	3	1	0	0	0	0	0	0	3	0	0	0	.500	.375	0
CS Totals			.200	7	5	0	1	0	0	0	0	0	0	0	2	1	0	0	.200	.200	0

CAREER FIELDING

POS	G	PO	A	E	PCT	TC	DP
OF	634	1160	33	10	.992	1203	10



STEVEN MATZ

32 LHP

@Smatz88

HT **6-2** WT **201** BT **R** TH **L**

OPENING DAY AGE: **28**
BIRTHDATE: **MAY 29, 1991**
BIRTHPLACE: **STONY BROOK, NY**
RESIDES: **NASHVILLE, TN**
MLB SERVICE TIME: **4 YEARS, 99 DAYS**
SIGNED BY: **LARRY IZZO JR.**
HOW OBTAINED: **METS SECOND-ROUND PICK IN THE 2009 FIRST-YEAR PLAYER DRAFT**
CONTRACT STATUS: **FREE AGENT AFTER 2021**

STERLING ORGANIZATIONAL PITCHER OF THE YEAR: 2014

2019 SEASON

- Made a career-high 32 appearances (30 starts)...Also set career-highs in wins (11), strikeouts (153), and innings pitched (160.1).
- Struck out at least six batters in a career-high 16 starts and pitched at least 6.0 innings in 16 starts, matching a career-high (also, 2016).
- Tied for the major league lead with 13 hits as a pitcher and nearly matched his career total in hits (17) from the previous four seasons.
- Had a 4.95 ERA in 16 first-half starts (44 earned runs/80.0 innings) and a 3.52 ERA (31 earned runs/79.1 innings) in 14 second-half starts
- Went 8-2 in 15 home starts in 2019 with a 2.31 ERA and maintained a 9.23 K/9...His 2.31 home ERA was the third-best mark in the majors...The Mets went 11-4 in his 15 Citi Field starts, the best of any Mets starter in 2019...His eight wins at home this season were a career high and were tied for eighth in the NL.
- Threw his first career complete game shutout on July 27 at Citi Field...Needed just 99 pitches to shut out the Pirates...The last Met to throw a shutout with fewer than 100 pitches was Johan Santana on May 26, 2012 vs. San Diego...Noah Syndergaard was the last Met to throw a complete game without issuing a walk (September 30, 2018 vs. Miami).
- Recorded his only double-digit strikeout game of the season on June 8 at Citi Field as he whiffed 10 Colorado batters...Was the second-highest strikeout total of his career (had 11 on September 1, 2018 at San Francisco).
- Threw 11 quality starts at home...Went 23-straight starts without allowing more than three earned runs at Citi Field from June 3, 2018-September 11, 2019, tied for the second-longest streak in club history with Jacob deGrom (2014-2015)...Jon Niese (2013-2015) had 26-straight home starts allowing three earned runs or fewer.
- Went 3-8 with a 6.62 ERA (52 earned runs/70.2 innings) on the road...Allowed 19 of his 27 home runs on the road (2.42 HR/9 on the road and 0.80 HR/9 at home)...Allowed a career-high 27 home runs, tied for 11th-most in the NL.
- Twenty of his 75 earned runs allowed came in the first inning...Did not allow a first-inning run in 13 of his last 14 starts after the All-Star break...Owned a 6.21 ERA (20 earned runs/29.0 innings) in the first inning...Owned a 3.77 ERA (55 earned runs/131.1 innings) in all following innings.
- Allowed six hits or fewer in 23 of his 30 starts this season, but gave up a career-high 10 hits twice (May 23 vs. Washington and June 23 at Philadelphia)...Since the start of 2018, Matz has held his opponent to three hits or fewer in 20 starts, tied for the eighth-most in the majors.

CAREER BESTS

WIN STREAK
7 games

4/17/16-5/25/16

LOSS STREAK
7 games

7/9/17-4/1/18

STRIKEOUTS, GAME
11 strikeouts

9/1/18 at San Francisco

LONGEST OUTING
9.0 innings

7/27/19 vs. Pittsburgh

MOST WALKS, GAME
5 walks

3x, last, 9/28/19 vs. Atlanta

SCORELESS STREAK
19.0 innings

5/20/16-5/31/16

LAST COMPLETE GAME

7/27/19 vs. Pittsburgh (Won, 3-0)

LAST COMPLETE GAME SHUTOUT

7/27/19 vs. Pittsburgh (Won, 3-0)

MATZ, STEVEN

- Matz made two scoreless relief appearances before the All-Star break...He retired the only batter he faced against the Yankees on July 3 at Citi Field...Also pitched 0.2 scoreless innings out of the bullpen against the Phillies on July 6, earning his first career hold after allowing three hits in the Mets' 6-5 win...They were his first two relief outings.

- Allowed eight runs without recording an out on April 16 at Philadelphia...Became the fifth starting pitcher since 1893 to surrender at least eight runs without retiring a batter...The others are Bill Krueger (1984, Oakland), Bobby Jones (1997, Mets), Blake Stein (1998, Oakland) and Paul Wilson (twice, 2003 and 2005, Cincinnati)... Courtesy of Elias.

2018 SEASON

- Held opponents to a 15.4 percent line drive rate, the lowest rate in the majors (min. 140.0 innings)...48.8 percent of the balls in play against Matz were grounders, the ninth-highest percentage in the National League (min. 140.0 innings).
- Homered in two straight games (September 13 vs. Miami and September 18 vs. Philadelphia), making him one of three Mets pitchers to go deep in two-straight starts (also, Ron Darling, 1989 and Tom Seaver, 1972)...His two home runs were the most by a Mets pitcher since Noah Syndergaard hit three in 2016...Was the eighth time in franchise history a pitcher hit multiple home runs in a single season.
- Had a 7.28 ERA (24 earned runs/29.2 innings) in the opening frame...In all subsequent innings, posted a 3.19 ERA (44 earned runs/124.1 innings).

2017 SEASON

- Underwent surgery to decompress and reposition the ulnar nerve in his left elbow on August 23... The surgery was performed at the Hospital for Special Surgery.
- Picked up his 200th career strikeout on August 6...Became the eighth Mets starter in franchise history to strike out 200 or more batters in their first 39 career starts, joining Dwight Gooden, Matt Harvey, Noah Syndergaard, Jacob deGrom, Sid Fernandez, Zack Wheeler and Nolan Ryan.
- Recorded his 15th career victory with his win on June 28 at Miami in his 32nd career start, the second-fastest of any pitcher who began their major league career with the Mets...Only Dwight Gooden (28th game) reached 15 wins faster.

- Was called on to pinch-hit with the bases loaded on June 14 against the Cubs and reached on an infield single to drive in a run...Was the second pitcher in franchise history to drive in a run as a pinch hitter...Dwight Gooden accomplished the feat on October 3, 1993 against the Marlins.

2016 SEASON

- Had a bone spur removed from his left elbow on October 4 at the Hospital for Special Surgery... He also received a PRP injection in his left shoulder.
- Placed on the 15-Day Disabled List on August 22 (retroactive to August 15) with left shoulder tightness...Was shut down for the remainder of the season.
- Was tied for sixth in the NL Rookie of the Year voting.
- In his final start of the season, a 5-1 win vs. San Diego on August 14 at Citi Field, he tossed 7.1 no-hit innings before he allowed a single to Alexei Ramirez.. It was the deepest a Mets pitcher had taken a no-hitter since Johan Santana no-hit the Cardinals on June 1, 2012.
- Was named the NL Rookie of the Month for May, going 4-0 with a 1.31 ERA (five earned runs/34.1 innings) in five starts...Struck out 31, walked five and limited opposing hitters to a .172 average.
- Went 11-1 in his first 14 career regular season starts...According to the Elias Sports Bureau, since 1900, he is one of two left-handers to win 11 of their first 14 major league starts...The other was Kazuhisa Ishii for the Dodgers in 2002...Became the first pitcher in franchise history to win 11 of his first 12 major league decisions.

2015 SEASON

- Became the first pitcher in Mets history to allow two runs or fewer in each of his first five major league starts...His 1.80 ERA after five games was the lowest for any pitcher in team history after five career outings with at least 30.0 total innings pitched.
- Became the first Mets pitcher to begin his career 4-0 after five career games or starts...He became the third pitcher in team history to remain undefeated after his first six career starts...Joined Eric Hillman (1992) and Mike Scott (1979).
- Recalled from Las Vegas (AAA) on June 27 and made his major league debut on June 28 at Citi Field...Earned the win in the Mets 7-2 victory against the Reds...Pitched 7.2 innings, allowing two runs, earned, on five hits, striking out six and walking three...Was the first Met to win such a start since Gary Gentry tossed 8.2 innings to beat Montreal on April 10, 1969.

- Went 3-for-3 with four RBI in his major league debut, including a two-run double in his first at-bat...His four RBI set a franchise record for any player's major league debut...Was the only pitcher and the 26th player in the last century to collect at least four RBI in his big league debut... He was the sixth pitcher in Mets history to record four RBI in a game...His three hits tied a Mets record for any player's major league debut and tied a club record for a pitcher in any game...Was the seventh pitcher in the last century and just the second in the last 70 years with at least three hits in his major league debut.
- Also became the 11th player and first pitcher in the last century to record at least three hits and four RBI in his major league debut...Became the first player to go 3-3 or better with at least four RBI in his first major-league game since at least 1920 (when RBI were first tracked)...He is the second pitcher in franchise history to have three hits and four RBI in one game...Also done by Dwight Gooden against the Pirates on September 21, 1985 at Shea.
- Was placed on the Disabled List on July 10, retroactive to July 6, with a partial tear of the lat muscle on his left side...Was reinstated from the DL on September 1.
- Hurlled 7.1 no-hit innings on September 12 vs. Richmond in the EL clinching game...Finished with a no-decision, working 7.1 innings, allowing two hits, one run...Issued two walks and struck out 11 in a 2-1 victory.
- Named to the FSL mid-season All-Star team.

2013 SEASON

- Helped lead the Sand Gnats to the SAL Championship...Went 2-0 and did not allow a run in 12.2 innings during the postseason while racking up 17 strikeouts.

2010-2011 SEASONS

- Did not pitch before undergoing Tommy John surgery on May 18, 2010.

BACKGROUND

- Steven Jakob Matz graduated from Ward Melville (NY) High School...As a senior, he went 6-1 with a 0.47 ERA in his first seven starts of the season...In 44.0 innings, he allowed 11 hits, 15 walks with 81 strikeouts...Tossed a complete-game, two-hitter with 11 strikeouts in the first round of the Class AA playoff that year.
- Became the 15th player and the 12th pitcher to appear with the Mets who played high school baseball on Long Island.
- Became the 999th player in Mets history.
- Has hosted TRU32 program since the 2016 season...Welcomed 32 police or firemen, military members and other first responders to Citi Field... Each member received a pair of tickets, behind the scenes tour and met with Matz.
- Raised over \$20,000 in 2016 for Angela's House in Long Island via strikeout totals...Angela's House assists families caring for medically frail children living at home with their parents or in special homes that offer 24 hour nursing support.
- Donated equipment through the Cal Ripken Sr. Foundation to area Little Leagues.
- Was Santa at the Mets 2015 Holiday party.
- Spent a week during the 2015-16 offseason in Honduras...Worked with the non-profit group Hearts 2 Honduras...Helped build a three-room learning center and also played baseball with the youngsters.
- His wife, Taylor, is a country music star in the band The Cains.
- Received the Joan Payson-Shannon Forde Award for Community Service at the 2020 BBWAA Dinner.

POSTSEASON

- Became the first Mets pitcher born in New York to start a playoff game for the Mets.
- Appeared in six regular season major league games prior to starting Game 4 of the World Series...According to the Elias Sports Bureau, that is tied for the fewest career regular season games at the time a pitcher made his first major league World Series start...Marty Bystrom also had six regular season appearances before starting Game 5 of the 1980 World Series for the Phillies (also against Kansas City)...Matz' six regular season *starts* are the third-fewest before his first World Series starts behind Joe Black's two starts in 1952 for Brooklyn and Bystrom's five career starts in 1980.
- Received a no-decision in the Mets' win in Game 4 of the NLCS at Wrigley Field...Started the series-clinching game and pitched 4.2 innings (allowed one run and struck out four).

2014 SEASON

- Named the Sterling Organizational Pitcher of the Year...Finished the minor league regular season with a 10-9 record and a 2.24 ERA (35 earned runs/140.2 innings) with 131 strikeouts.

- Faced teammate Marcus Stroman on April 16, 2009 in a legendary high school baseball game on Long Island...Matz had 12 strikeouts for Ward Melville and won 1-0...Stroman had 14 strikeouts for Patchogue Medford and allowed the only run on a dropped strikeout.
- On the 15-Day Disabled List, August 15 through the end of the 2016 season, with left shoulder tightness.
- On the 10-Day Disabled List, April 2, retroactive to March 30, 2017, with left elbow inflammation.
- On the 10-Day Disabled List, August 22, retroactive to August 19, 2017, due to surgery to decompress and reposition the ulnar nerve in his left elbow...Missed the rest of the season.
- On the 10-Day Disabled List, August 3, retroactive to August 1-August 16, 2018, with a flexor pronator strain in his left arm.
- On the 10-Day Injured List, May 9, retroactive to May 5-May 18, 2019 with radial nerve discomfort.

CAREER TRANSACTIONS

- Selected by the New York Mets in the second-round of the 2009 First-Year Player Draft.
- On the 15-Day Disabled List, July 6-September 1, 2015, with a partial tear of the lat muscle on his left side.

CAREER STATISTICS

YEAR	TEAM	W-L	ERA	G	GS	CG	SHO	SV	IP	H	R	ER	HR	HB	BB	SO	WP	BK
2010		Did Not Pitch - Injured																
2011		Did Not Pitch - Injured																
2012	Kingsport (R)	2-1	1.55	6	6	0	0	0	29.0	16	10	5	1	1	17	34	0	0
2013	Savannah (A)	5-6	2.62	21	21	1	1	0	106.1	86	36	31	4	5	38	121	1	0
2014	Binghamton (AA)	6-5	2.27	12	12	1	0	0	71.1	66	23	18	3	2	14	69	0	0
	St. Lucie (A)	4-4	2.21	12	12	0	0	0	69.1	66	21	17	0	5	21	62	2	0
2015	Las Vegas (AAA)	7-4	2.19	15	14	0	0	0	90.1	69	25	22	6	1	31	94	0	0
	METS	4-0	2.27	6	6	0	0	0	35.2	34	9	9	4	1	10	34	0	0
	St. Lucie (A)#	0-0	4.91	2	2	0	0	0	3.2	7	2	2	0	0	1	3	1	0
	Binghamton (AA)#	1-0	0.00	2	2	0	0	0	11.1	2	0	0	0	0	2	10	0	0
2016	METS	9-8	3.40	22	22	0	0	0	132.1	129	53	50	14	5	31	129	3	1
2017	METS	2-7	6.08	13	13	0	0	0	66.2	83	46	45	12	3	19	48	1	0
	St. Lucie (A)#	0-0	3.00	1	1	0	0	0	3.0	2	1	1	0	0	2	3	0	0
	Las Vegas (AAA)#	0-1	6.75	3	3	0	0	0	13.1	13	10	10	3	0	2	17	0	0
2018	METS	5-11	3.97	30	30	0	0	0	154.0	134	77	68	25	10	58	152	0	0
2019	METS	11-10	4.21	32	30	1	1	0	160.1	163	83	75	27	7	52	153	3	0
Minor League Totals		25-21	2.40	74	73	2	1	0	397.2	327	128	106	17	14	128	413	4	0
Major League Totals		31-36	4.05	103	101	1	1	0	549.0	543	268	247	82	26	170	516	7	1

rehabilitation assignment

CAREER PLAYOFF STATISTICS

YEAR	RND	TEAM/OPP	W-L	ERA	G	GS	CG	SHO	SV	IP	H	R	ER	HR	HB	BB	SO	WP	BK
2015	NLDS	NYM vs. LAD	0-1	5.40	1	1	0	0	0	5.0	6	3	3	0	0	2	4	0	0
	NLCS	NYM vs. CHC	0-0	1.93	1	1	0	0	0	4.2	4	1	1	0	0	2	4	0	0
	WS	NYM vs. KC	0-0	3.60	1	1	0	0	0	5.0	7	2	2	0	0	0	5	0	0
Postseason Totals			0-1	3.68	3	3	0	0	0	14.2	17	6	6	0	0	4	13	0	0

MAJOR LEAGUE HITTING TOTALS

YEAR	TEAM	AVG.	G	AB	R	H	2B	3B	HR	RBI	SH	SF	HBP	BB	SO	SB	CS	SLG	OBP	E
2019	METS	.228	35	57	4	13	0	0	1	1	4	0	0	0	17	0	0	.281	.228	0
Career Totals		.172	109	174	8	30	3	1	3	13	15	1	0	7	49	0	0	.253	.203	5

Last Home Run — June 14, 2019 vs. St. Louis (Tyler Webb)

Most Hits, Game — 3 hits, 6/28/15 vs. Cincinnati

Most RBI, Game — 4 RBI, 6/28/15 vs. Cincinnati

CAREER FIELDING

POS	G	PO	A	E	PCT	TC	DP
P	103	12	93	5	.955	110	9



NON-ROSTER INVITEE

PATRICK

MAZEIKA

76 C

@pattaymaz10

@pattaymaz10

HT 6-3 WT 210 BT L TH R

OPENING DAY AGE: 26

BIRTHDATE: OCTOBER 14, 1993

BIRTHPLACE: SPRINGFIELD, MA

RESIDES: DAYTONA, FL

MLB SERVICE TIME: 0 YEAR, 0 DAYS

SIGNED BY: JON UPDIKE

HOW OBTAINED: METS EIGHTH-ROUND PICK IN THE 2015 FIRST-YEAR PLAYER DRAFT

CONTRACT STATUS: SIGNED THROUGH 2020

2019 SEASON

- Led Binghamton (AA) in doubles (25), home runs (16), RBI (69), and total bases (176)...Was tied for second in RBI and sixth in home runs in the Eastern League.
- Had a 15-game hitting streak from April 27-May 16...The streak tied for the second longest in the Eastern League behind teammate Ali Sánchez (18 games).
- Earned Post-Season and Mid-Season Eastern League All-Star honors.
- Was named Player of the Week for the week of May 19...Earned first-career weekly honor after going 9-27 with four homers and four doubles in seven games.
- Made 52 starts as catcher and 49 starts at first base for the Rumble Ponies.
- Played in 13 games for the Scottsdale Scorpions of the Arizona Fall League.

2018 SEASON

- Was named an Eastern League mid-season All-Star, his second-straight mid-season honor.

2017 SEASON

- Named to the mid-season and post-season Florida State League All-Star teams.
- Had a 13-game hitting streak from April 26-May 9 where he batted .479 (23-48).
- Saw action at catcher, first base and designated hitter during the season.

2015 SEASON

- Named to the Appalachian League's post-season All-Star team.
- Was the Sterling Award co-winner at Kingsport, emblematic of the top player on his team.
- Led the Appalachian League in doubles (27) and on-base percentage (.451)...Was second in the circuit in batting average (.354), RBI (48) and hits (80)...Was tied for second in extra-base hits (32), third in slugging percentage (.540) and fourth in total bases (122).

BACKGROUND

- Patrick Alan Mazeika [mah-ZEE-kah] graduated from Salisbury (CT) High School before attending Stetson University.
- His high school baseball team went 33-0 during his senior year...Also played high school football and basketball.
- Earned first-team Atlantic Sun honors during his freshman and junior seasons at Stetson.
- Also voted a first-team freshman All-American by *Baseball America* in 2013.
- His father, Joe, played baseball at Springfield College (MA).

CAREER TRANSACTIONS

- Selected by the New York Mets in the eighth round of the 2015 First-Year Player Draft.

CAREER STATISTICS

YEAR	TEAM	AVG	G	AB	R	H	2B	3B	HR	RBI	SH	SF	HBP	BB	SO	SB	CS	SLG	OBP	E
2015	Kingsport (R)	.354	62	226	44	80	27	0	5	48	0	1	17	24	26	1	0	.540	.451	1
2016	Columbia (A)	.305	70	239	34	73	14	0	3	35	1	5	10	38	39	2	0	.402	.414	4
2017	St. Lucie (A)	.287	100	352	45	101	21	0	7	50	0	2	12	48	53	2	2	.406	.398	5
	Binghamton (AA)	.333	6	21	3	7	5	0	0	5	0	0	0	2	6	0	0	.571	.391	0
2018	Binghamton (AA)	.231	87	295	32	68	12	0	9	39	0	2	5	39	35	0	0	.363	.328	4
2019	Binghamton (AA)	.245	116	413	50	101	25	1	16	69	0	6	6	37	89	1	0	.426	.312	11
Minor League Totals		.278	441	1546	208	430	104	1	40	246	1	16	50	188	248	6	2	.424	.371	25



JEFF

McNEIL

6 INF/OF

@JeffMcNeil805
@jeffmcneil805

HT 6-1 WT 195 BT L TH R

OPENING DAY AGE: 27
BIRTHDATE: APRIL 8, 1992
BIRTHPLACE: SANTA BARBARA, CA
RESIDES: NIPOMO, CA
MLB SERVICE TIME: 1 YEARS, 69 DAYS
SIGNED BY: DREW TOUSSAINT
HOW OBTAINED: METS 12TH-ROUND PICK IN THE 2013 FIRST-YEAR PLAYER DRAFT
CONTRACT STATUS: ARBITRATION ELIGIBLE AFTER 2021, ELIGIBLE FREE AGENT AFTER 2024

☆ ALL-STAR: 2019

CAREER HIGHLIGHTS

- Was tied for sixth in NL Rookie of the Year voting in 2018 after leading all rookies with a .329 batting average...His .329 average was the highest by a rookie in franchise history (min. 200 AB).
- Was selected to his first career All-Star team in 2019 in Cleveland...Entered the game as a defensive replacement in the sixth inning and went 0-1 at the plate.
- Set a Mets record by reaching 100 career hits in his 291st career at-bat...Moises Alou was previously the fastest Met to 100 hits (294 AB)...Also reached the 200-hit mark in his 599th at-bat, which ties him with Mike Hargrove for fifth-fastest among players who debuted in the expansion era, behind Wade Boggs (566), Ichiro Suzuki (573), Fred Lynn (587) and Pablo Sandoval (597)...Courtesy of Elias.
- Won the Mets' 2019 Heart and Hustle Award.
- Has 73 multi-hit games through 196 games in his career, the most such games in Mets history and the fifth-most by any player in the last 20 years.

2019 SEASON

- Finished with the fourth-highest batting average (.318, 162-510) in the National League, which led the Mets...Also ranked tied for fifth in doubles (38), tied for fifth in hit by pitches (21), and eighth in on-base percentage (.384)...His 21 hit by pitches were tied for the second-most in franchise history, (Nimmo, 22 in 2018, Alonso, 21 in 2019).
- Had three separate stints on the Injured List: from May 23 (retroactive to May 22)-June 4 and August 14-23 with a left hamstring strain, and from September 26 through the end of the season with a right distal ulnar fracture (right wrist).
- Also ranked among NL leaders in wRC+ (143, fifth), wOBA (.384, 10th) and strikeout percentage (13.2 percent, seventh-lowest).
- Made his first Opening Day roster and earned his first All-Star selection.
- Reached base safely in 108 of his 133 games played while getting at least one hit in 93 games.
- Had the eighth-best batting average with runners in scoring position in baseball (.350, 36-103) (min. 100 at bats).
- His .312 average vs. left-handed pitchers was the third-highest by any left-handed batter in the majors.
- Homered in three-straight games for the first time in his career from August 3-5.

CAREER BESTS

- HITS, GAME**
4 hits
7x, last, 7/6/19 vs. Philadelphia
- HOME RUNS, GAME**
2 home runs
9/11/19 vs. Arizona
- MULTI-HR GAMES**
1 multi-HR game
9/11/19 vs. Arizona
- LEADOFF HR**
3 leadoff HRs
Last, 8/5/19 vs. Miami (Robert Dugger)
- INSIDE-THE-PARK HR**
None
- WALK-OFF HOME RUNS**
None
- PINCH-HIT HOME RUNS**
1 pinch-hit home run
8/3/19 at Pittsburgh (Michael Feliz)
- RBI, GAME**
3 RBI
6x, last, 9/11/19 vs. Arizona
- STOLEN BASES, GAME**
1 stolen base
12x, last, 9/11/19 vs. Arizona
- HITTING STREAK**
11 games
8/16/18-8/26/18
- GRAND SLAMS**
None

- Was one of six Mets in team history to hit .315 or better with 30 or more doubles and 20 or more homers...Joined Bernard Gilkey (1996), Mike Piazza (1998), John Olerud (1998), Edgardo Alfonzo (2000) and David Wright (2007).
- From Opening Day to July 23, hit .342 (114-333), which led the major leagues.
- in His 53 multi-hit games in 2019 were tied with Nolan Arenado for the fourth-most in the National League...With four games of at least four hits, McNeil trailed only Colorado's Charlie Blackmon (five games) in the National League.
- His 1.371 OPS on the first pitch was the highest in the majors since Matt Holliday recorded a 1.453 mark in 2007...Courtesy of Elias.
- Crushed three leadoff-homers in 2019 (July 3, July 14, and August 5).
- Batted .347 (84-242) against NL East opponents with 39 runs scored, 38 RBI and nine home runs in 75 games.
- Had baseball's fifth-highest road batting average (.325, 87-268) (min. 250 at bats).
- Hit safely in 34 of his last 40 starts, going 60-167 (.359) with nine doubles, six triples, 15 RBI and 29 runs scored.
- His six second-half triples were a Mets rookie record and were tied for the major league lead... Only Mookie Wilson (eight triples in 1981) and Darryl Strawberry (seven triples in 1983) had more as a rookie.
- Had a hit in eight straight at-bats from August 19-22, the longest stretch by a Mets rookie in team history...John Milner held the previous record of seven...Research courtesy of Elias.
- Was named the Sterling Award winner for Binghamton (AA), emblematic of the team's MVP.
- At the time of his promotion to the majors, batting .342 (116-339) with 26 doubles, five triples, 19 home runs, 71 RBI, 72 runs scored, a .411 OBP, a .617 slugging percentage and a 1.150 OPS in 88 combined games between Binghamton (AA) of the Eastern League and Las Vegas (AAA) of the Pacific Coast League...His 1.028 OPS was fifth-highest among all full-season minor league players while his .617 slugging percentage was third-best among full-season minor leaguers...His 71 RBI were 15th-most in the minors.

2018 SEASON

- Finished tied for sixth in the NL Rookie of the Year Award voting, garnering one fifth-place vote...His .329 average and six triples led all NL rookies.
- Had his contract selected from Las Vegas (AAA) of the Pacific Coast League on July 24...Made his major league debut that night as a pinch-hitter and recorded his first MLB hit with a single.
- Made his first MLB start on July 26 at Pittsburgh (started at third base)...Hit his first major league homer and recorded his first RBI on July 31 at Washington.
- Hit .329 (74-225) with three homers, 11 doubles, six triples, 19 RBI, a .381 OBP and 35 runs scored... From his debut through the end of the season, led the Mets with 74 hits (tied for eighth in majors) and a .329 average (eighth in majors, min. 200 PA)... Ranked second on the team in that span with a .381 OBP (13th in NL).
- His .381 OBP was the third-highest by a Mets rookie in franchise history...Only Wally Backman (.387) and Dave Magadan (.386) posted a higher OBP in their rookie season (min. 200 PA).
- His 36 hits in the month were the third-most in the majors and his .340 average as the fourth-best in the NL for September (min. 80 PA).
- His .340 September average ranks as the second-best September average by a Mets rookie in club history (trails Darryl Strawberry, .376 in September 1983 min. 80 PA).

2017 SEASON

- Played in 48 games between St. Lucie (A) and Las Vegas (AAA) of the Pacific Coast League...Missed time with a quad injury.

2016 SEASON

- Was limited to three games with Binghamton (AA) due to a core muscle repair (double sports hernia) and a torn labrum.

2015 SEASON

- Earned mid-season and post-season Florida State League All-Star honors.
- Led all FSL hitters with a .373 OBP and 80 runs scored...Finished second in the league with a .312 average (146-468).
- Was promoted to Binghamton (AA) of the Eastern League in September.

2014 SEASON

- Was named a mid-season SAL All-Star at Savannah...Batted .332 (77-232) in 59 games before his promotion to St. Lucie.

2013 SEASON

- Made his professional debut with Kingsport (R).
- Ranked second in the league with a .329 (54-164) average in 47 games...His .413 OBP was the league's third-best.

BACKGROUND

- Jeff McNeil graduated from Nipomo (CA) High School before attending Long Beach State.
- Began using a knobless bat in 2016 after one was given to him by Lamar Johnson, the Mets minor league hitting coordinator...Has used one since.
- At Nipomo, played golf, baseball and basketball... Was a three-time All-League selection in golf and a two-time honoree in basketball.
- Was named to the All-Academic Big West team in 2012.
- Is a scratch golfer...Was named MLB's best golfer by *Golf Magazine* in 2019...Participated in the US Junior Amateur Golf Tournament in 2009...Jordan Spieth played in the same tournament.

- His brother Ryan was a third-round selection by the Chicago Cubs in the 2012 First-Year Player Draft and pitched in the Cubs system from 2012-2018..
- Adopted a mixed pup named Willow from North Shore Animal League after a Bark in the Park promotion on July 26, 2019...McNeil homered that night...Willow is named after the street where they were married in California.
- During the 2019-2020 offseason, he adopted a cat named Mac.
- Was a judge at the 2019 Nathan's Hot Dog Eating Contest in Coney Island.

CAREER TRANSACTIONS

- Selected by the New York Mets in the 12th round of the 2013 First-Year Player Draft.
- On the 10-Day Injured List, May 23-June 4 and August 14-24, 2019, with a strained left hamstring.
- On the 60-Day Injured List, September 26, 2019, with a fractured right wrist...Missed the rest of the season.

CAREER STATISTICS

YEAR	TEAM	AVG	G	AB	R	H	2B	3B	HR	RBI	SH	SF	HBP	BB	SO	SB	CS	SLG	OBP	E
2013	Kingsport (R)	.329	47	164	26	54	9	2	0	18	3	5	10	17	14	11	2	.409	.413	5
2014	Savannah (A)	.332	59	232	38	77	20	2	2	38	3	2	8	20	34	15	3	.461	.401	7
	St. Lucie (A)	.246	58	207	31	51	8	2	1	13	7	1	4	22	25	2	2	.319	.329	6
2015	St. Lucie (A)	.312	119	468	80	146	18	6	1	40	11	3	12	35	59	16	5	.382	.373	13
	Binghamton (AA)	.200	4	15	0	3	0	0	0	0	0	0	1	2	0	1	0	.200	.250	0
2016	Binghamton (AA)	.250	3	12	2	3	1	0	1	2	0	0	0	2	1	1	0	.583	.357	0
2017	St. Lucie (A)	.324	30	105	13	34	7	0	3	15	0	0	4	7	19	2	2	.476	.388	6
	Las Vegas (AAA)	.254	18	71	12	18	5	0	1	6	0	2	2	3	10	2	0	.366	.295	2
2018	Binghamton (AA)	.327	57	214	49	70	16	3	14	43	0	0	5	22	23	3	0	.626	.402	10
	Las Vegas (AAA)	.368	31	125	23	46	10	2	5	28	0	3	1	14	19	3	0	.600	.427	3
	METS	.329	63	225	35	74	11	6	3	19	4	0	5	14	24	7	1	.471	.381	3
2019	METS	.318	133	510	83	162	38	1	23	75	0	1	21	35	75	5	6	.531	.384	7
	Brooklyn (A)#	.250	1	4	1	1	0	0	0	0	0	0	0	0	0	0	0	.250	.250	0
	Syracuse (AAA)#	---	1	0	1	0	0	0	0	0	0	0	0	0	0	1	0	---	1.000	0
Minor League Totals		.311	428	1617	276	503	94	17	28	203	24	16	47	143	206	56	15	.442	.380	52
Major League Totals		.321	196	735	118	236	49	7	26	94	4	1	26	49	99	12	7	.513	.383	10

#- rehabilitation assignment

CAREER FIELDING

POS	G	PO	A	E	PCT	TC	DP
2B	91	148	173	4	.988	325	45
3B	35	16	33	2	.961	51	4
OF	93	104	5	4	.965	113	0



NON-ROSTER INVITEE

MAX

MOROFF

33 INF

@Max_Moroff
@max_moroff

HT	5-10	WT	190	BT	S	TH	R
----	------	----	-----	----	---	----	---

OPENING DAY AGE: 26
 BIRTHDATE: MAY 13, 1993
 BIRTHPLACE: WINTER PARK, FL
 RESIDES: WINTER PARK, FL
 MLB SERVICE TIME: 1 YEAR, 53 DAYS
 SIGNED BY: NICK PRESTO (PITTSBURGH)
 HOW OBTAINED: SIGNED AS A MINOR LEAGUE FREE AGENT ON DECEMBER 9, 2019
 CONTRACT STATUS: ARBITRATION ELIGIBLE AFTER 2021. ELIGIBLE FREE AGENT AFTER 2024

2019 SEASON

- Appeared in 20 major league contests for Cleveland and made his first major league Opening Day roster.
- Was on the 7-Day Injured List from May 25-July 11 and on the temporarily inactive list from August 30 to September 18.
- Spent majority of season with Columbus (AAA), where he made 14 starts at shortstop, 10 at second base, five at third base, and one in left field...Committed just one error on 110 total chances.
- Hit four homers and drove in eight runs in 34 games with Columbus (AAA)...walked 26 times in 136 plate appearances, drawing his highest walk-rate in a season at the Triple-A level (19.1 percent).
- Racked up a .393 on-base percentage from July 11 through the end of the season, walking 22 times in 112 plate appearances.
- Belted a three-run home run for Columbus (AAA) on July 11, his first game back from the 7-Day Injured List.

2018 SEASON

- Spent majority of season with Indianapolis (AAA), where he made 28 starts at shortstop, 19 at third base, nine at second base, six in left field and two in right field.
- Was recalled by Pittsburgh on April 16...Went 8-37 (.216) with two homers and six RBI in 16 games with the Pirates before being optioned back to Indianapolis (AAA) on May 19.
- Was recalled again by the Pirates on June 29...Optioned back to Triple-A on July 23 and spent remainder of season with Indianapolis (AAA)...Went 8-40 (.200) with two home runs and seven RBI in his 11 starts with the Pirates (club went 8-3).

2017 SEASON

- Split season between Indianapolis (AAA) and Pittsburgh.
- Made his first big league start at second base on May 8 at Los Angeles-NL...Singled off of Luis Avilán for his first major league hit and RBI on May 9 at Los Angeles.
- Homered from both sides of the plate for a second time on May 17 at Columbus...Was tied for first in the International League in homers (13) and ranked second in OPS (.954) when he was recalled once again by Pittsburgh on June 2.
- Connected off St. Louis' Carlos Martinez for his first major league home run on July 16 at PNC Park.
- Homered and had a career-high four RBI on September 4 vs. Chicago-NL...Tied career-high with four RBI on October 1 at Washington.

CAREER BESTS

HITS, GAME

3 hits

9/4/17, Pittsburgh vs. Chicago-NL

HOME RUNS, GAME

1 home run

7x, last, 4/20/19, Cleveland vs. Atlanta

MULTI-HR GAMES

None

LEADOFF HR

None

INSIDE-THE-PARK HR

None

WALK-OFF HOME RUNS

None

PINCH-HIT HOME RUNS

None

RBI, GAME

4 RBI

2x, last, 10/1/17, Pittsburgh at Washington

STOLEN BASES, GAME

1 stolen base

4/20/19, Cleveland vs. Atlanta

HITTING STREAK

5 games

9/3/17-9/8/17

GRAND SLAMS

None

MOROFF, MAX

2016 SEASON

- Was recalled by Pittsburgh on July 31 and made his MLB debut that afternoon in Milwaukee; struck out as a pinch-hitter against lefty Will Smith.

2015 SEASON

- Was named Pittsburgh's Minor League Player of the Year and the team MVP at Altoona (AA)...Was selected to the Eastern League's Mid-Season and Post-Season All-Star teams.
- Led the league in games (136), at bats (523) and runs (79)...Also ranked second in hits (153), third in walks (70) and fourth in total bases (214).
- Set a club record for most hits in a season by a switch-hitter and his 153 hits were the most by an Altoona (AA) player since Starling Marte had a franchise-record 178 in 2011.
- Posted the highest fielding percentage (.978) among qualifying second basemen and led Eastern League second basemen in assists (330) and double plays (76).
- Produced a 30-game on-base streak from April 10-May 15, the longest by any player in the league and three shy of the club record.
- Named a Double-A All-Star by *Baseball America*

2014 SEASON

- Led FSL second basemen in fielding percentage (.980), games (123), total chances (647), putouts (239), assists (395) and double plays (88)...Also made five appearances (four starts) at shortstop.

2012 SEASON

- Made professional debut with the GCL Pirates... Batted .343 (23-67) in 23 games.

BACKGROUND

- Maxwell Anthony Moroff is a 2012 graduate of Trinity Prep School in Winter Park, FL...Went 80-for-80 in stolen base attempts during his high school career.
- Was an All-District Central Florida first-team selection as a senior after hitting .408 with five home runs, 23 RBI and a .594 on-base percentage.
- Committed to the University of Central Florida prior to signing with Pittsburgh.
- Was a member of the Maitland (FL) Little League team that represented the Southeast in the 2005 Little League World Series...His team advanced to the semi-final round before losing, 6-2, to the Vista (CA) team that went on to play in the US Championship Game...Served as the team's leadoff batter and went 4-10 with four runs in his four games during the tournament.
- Favorite teams growing up were the Orlando Magic and Tampa Bay Rays and is a big fan of UCF Golden Knights football...Favorite players growing up were Cal Ripken and Derek Jeter.

CAREER TRANSACTIONS

- Selected by the Pittsburgh Pirates in the 16th round of the 2012 First Year Player Draft.
- Acquired by the Cleveland Indians along with OF Jordan Luplow from Pittsburgh in exchange for INF Erik Gonzalez, RHP Tahnaj Thomas and RHP Dante Mendoza on November 14, 2018.
- Signed by the Mets as a minor league free agent and invited to Spring Training on December 5, 2019.

CAREER STATISTICS

YEAR	TEAM	AVG	G	AB	R	H	2B	3B	HR	RBI	SH	SF	HBP	BB	SO	SB	CS	SLG	OBP	E
2012	GCL Pirates (R)	.343	23	67	17	23	3	0	1	7	2	2	1	17	11	7	3	.433	.471	3
2013	West Virginia (A)	.233	115	429	75	100	18	3	8	48	7	3	2	65	102	8	8	.345	.335	33
2014	Bradenton (A)	.244	130	467	57	114	30	6	1	50	7	3	3	54	129	21	15	.340	.324	13
2015	Altoona (AA)	.293	136	523	79	153	28	6	7	51	13	5	1	70	111	17	13	.409	.374	19
2016	Indianapolis (AAA)	.230	133	421	61	97	18	4	8	45	5	2	2	90	129	9	7	.349	.367	12
	PITTSBURGH (NL)	.000	2	2	0	0	0	0	0	0	0	0	0	2	0	0	0	.000	.000	0
2017	Indianapolis (AAA)	.254	51	185	31	47	10	0	13	37	0	1	1	41	59	5	2	.519	.390	13
	PITTSBURGH (NL)	.200	56	120	19	24	4	1	3	21	1	1	2	16	43	0	1	.325	.302	0
2018	Indianapolis (AAA)	.223	74	247	38	55	14	2	8	38	4	3	0	43	68	5	0	.393	.334	12
	PITTSBURGH (NL)	.186	26	59	7	11	1	0	3	9	0	0	1	7	24	0	0	.356	.284	1
2019	Columbus (AAA)	.213	34	108	20	23	4	0	4	8	0	0	2	26	34	1	2	.361	.375	1
	CLEVELAND (AL)	.125	20	32	3	4	1	0	1	4	1	0	0	2	16	1	0	.250	.176	0
Minor League Totals		.251	703	2469	384	620	127	21	51	291	38	19	13	407	648	73	50	.382	.358	106
Major League Totals		.183	104	213	29	39	6	1	7	34	2	1	3	25	85	1	1	.319	.277	1

CAREER FIELDING

POS	G	PO	A	E	PCT	TC	DP
2B	55	59	73	1	.992	133	23
3B	8	3	10	0	1.000	13	3
SS	32	23	62	0	1.000	85	9



TOMÁS NIDO

3 C

@tnido24

HT 6-0 WT 211 BT R TH R

OPENING DAY AGE: 25
BIRTHDATE: APRIL 12, 1994
BIRTHPLACE: GUAYNABO, PR
RESIDES: OVIEDO, FL
MLB SERVICE TIME: 1 YEARS, 89 DAYS
SIGNED BY: MIKE SILVESTRI
HOW OBTAINED: METS EIGHTH-ROUND PICK IN THE 2012 FIRST-YEAR PLAYER DRAFT
CONTRACT STATUS: ARBITRATION ELIGIBLE AFTER 2021. ELIGIBLE FREE AGENT AFTER 2024

2019 SEASON

- Set career-high marks in games played (50), hits (26), doubles (5), home runs (4), and RBI (14).
- Lined a go-ahead, three-run double in the Mets' 6-5 victory vs. Philadelphia on July 6.
- Batted .381 (8-21) with a home run and four RBI on first pitches.
- Reached base safely in seven-straight games from May 25-June 11...Batted .304 (7-23) with a home run and two RBI in that span.
- Batted .289 (11-38) in 12 games with Syracuse (AAA).

2018 SEASON

- Appeared in 34 games, including 24 starts, behind the plate in three stints with the Mets.
- Belted his first-career home run, September 13, in the second game of a doubleheader vs. Miami (off Jeff Brigham).
- Reached base in five-consecutive games between September 1-13...Tallied five RBI during that stretch.
- Served as the backstop for 11 of Noah Syndergaard's 25 starts...Syndergaard posted a 1.97 ERA (16 earned runs/73.0 innings) in those games.

2017 SEASON

- Was recalled from Binghamton (AA) of the Eastern League on September 12...Made his major league debut as a pinch-hitter on September 13 at the Cubs.
- Registered his first major league hit and RBI on September 14 at the Cubs as a pinch-hitter.
- Was Eastern League mid-season All-Star (starting catcher).
- Participated in the SiriusXM Futures Game...Went 2-2 with two RBI for the World squad.

2016 SEASON

- Won the Florida State League batting title after hitting .313 (110-352) in 90 games for St. Lucie...*Note: Nido actually hit .320 (110-344) but eight extra at-bats were added into the calculation of his average to qualify him for the batting title.*
- Won the Sterling Award for St. Lucie, emblematic of the most valuable player on his team.
- Named a mid-season and post-season Florida State League All-Star...Was also tabbed a High Class-A All-Star by *Baseball America*.

CAREER BESTS

HITS, GAME
2 hits

8x, last, 8/18/19 at Kansas City

HOME RUNS, GAME
1 home run

5x, last, 9/12/19 vs. Arizona

LEADOFF HR
None

INSIDE-THE-PARK HR
None

WALK-OFF HOME RUNS
1 walk-off home run
5/25/19 vs. Detroit

PINCH-HIT HOME RUNS
None

RBI, GAME
3 RBI

2x, last, 7/6/19 vs. Philadelphia

STOLEN BASES, GAME
None

HITTING STREAK
5 games
3x, last, 6/18/19-6/28/19

GRAND SLAMS
None

NIDO, TOMÁS

2015 SEASON

- Named to the mid-season South Atlantic League All-Star team.

BACKGROUND

- Tomás E. Nido [toe-MAS NEE-doh] graduated from Orangewood Christian (FL) High School... Played four years of baseball, two years of basketball and two years of volleyball while at Orangewood Christian.
- Was originally committed to Florida State before

signing with the Mets.

CAREER TRANSACTIONS

- Selected by the New York Mets in the eighth round of the 2012 First-Year Player Draft.
- On the 7-day Injured List, August 24-September 1, 2019, with a concussion.

CAREER STATISTICS

YEAR	TEAM	AVG	G	AB	R	H	2B	3B	HR	RBI	SH	SF	HBP	BB	SO	SB	CS	SLG	OBP	E
2012	Kingsport (R)	.242	38	124	15	30	6	0	2	15	0	3	1	12	23	1	0	.339	.307	7
2013	Brooklyn (A)	.185	33	119	3	22	6	0	1	11	1	0	1	4	21	0	1	.261	.218	4
2014	Brooklyn (A)	.277	58	188	20	52	6	1	1	21	0	1	0	14	41	2	2	.335	.325	7
2015	Savannah (A)	.259	86	317	39	82	14	2	6	40	1	4	1	12	86	1	1	.372	.284	14
2016	St. Lucie (A)	.320	90	344	38	110	23	2	7	46	0	4	3	19	42	0	1	.459	.357	9
2017	Binghamton (AA)	.232	102	367	41	85	19	1	8	60	0	6	1	30	63	0	0	.354	.287	5
	METS	.300	5	10	0	3	1	0	0	3	0	0	0	0	2	0	0	.400	.300	0
2018	Binghamton (AA)	.274	58	215	23	59	18	1	5	30	0	4	2	7	36	0	0	.437	.298	4
	Las Vegas (AAA)	.235	6	17	3	4	2	0	0	1	0	0	0	2	2	0	0	.353	.316	0
2019	METS	.167	34	84	10	14	3	0	1	9	0	2	0	4	27	0	0	.238	.200	4
	Syracuse (AAA)	.289	12	38	3	11	1	0	0	4	0	1	0	1	13	0	0	.316	.300	2
	METS	.191	50	136	9	26	5	0	4	14	1	0	0	7	37	0	0	.316	.231	3
	Minor League Totals	.263	483	1729	185	455	95	7	30	228	2	23	9	101	327	4	5	.378	.303	52
Major League Totals		.187	89	230	19	43	9	0	5	26	1	2	0	11	66	0	0	.291	.222	7

CAREER FIELDING

POS	G	PO	A	E	PCT	TC	DP
C	81	612	21	7	.989	640	3

HIT FOR THE CYCLE

NEW YORK METS

Player	Opponent	Date	At-Bats
Jim Hickman	vs. St. Louis	8/7/63	1B, 2B, 3B, HR, FO
Tommie Agee	vs. St. Louis	7/6/70	FO, 1B, HR, 2B, 3B
Mike Phillips	at Chicago	6/25/76	K, 2B, 3B, HR, 1B
Keith Hernandez	at Atlanta (19)	7/4/85	2B, LO, 3B, FO, HR, FO, 1B, BB, GO, FO, GO
Kevin McReynolds	at St. Louis	8/1/89	2B, GO, HR, 1B, 3B
Alex Ochoa	at Philadelphia	7/3/96	1B, 3B, 2B, HR, 2B
John Olerud	vs. Montreal	9/11/97	2B, 1B, FO, HR, 3B
Eric Valent	at Montreal	7/29/04	1B, 2B, HR, 3B, BB
Jose Reyes	vs. Cincinnati	7/21/06	HR, 2B, 3B, K, 1B
Scott Hairston	at Colorado	4/27/12	1B, HR, 3B, 2B, K

OPPONENTS

Player	Opponent	Date	At-Bats
Wes Parker	vs. Los Angeles	5/7/70	2B, GO, HR, 1B, 3B
Ray Lankford	at St. Louis	9/15/91	2B, 1B, 3B, HR
Vladimir Guerrero	at Montreal	9/14/03	2B, 1B, 3B, HR



BRANDON NIMMO

9 OF

@You_Found_Nimmo
@bnimmo24

HT 6-3 WT 206 BT L TH R

OPENING DAY AGE: 26
BIRTHDATE: MARCH 27, 1993
BIRTHPLACE: CHEYENNE, WY
RESIDES: CHEYENNE, WY
MLB SERVICE TIME: 3 YEARS, 42 DAYS
SIGNED BY: JIM REEVES
HOW OBTAINED: METS FIRST-ROUND PICK (13TH OVERALL) IN THE 2011 FIRST-YEAR PLAYER DRAFT
CONTRACT STATUS: FREE AGENT AFTER 2022

STERLING ORGANIZATIONAL PLAYER OF THE YEAR: 2016

CAREER HIGHLIGHTS

- Is tied with Keith Hernandez for the third highest OBP in Mets history (.387) behind John Olerud and Dave Magadan (min. 1000 PA)...Ranks 13th in OPS in Mets history with a .827 mark.
- Led the league and set a Mets franchise record for HBP in a single season with 22 in 2018.
- Was among the NL leaders in numerous offensive categories in 2018...Ranked second in OBP (.404), tied for fourth in triples (eight), ninth in walks (80), 10th in bWAR (4.4) and 13th in fWAR (4.5).
- Since his debut season in 2016, Nimmo's 19.9 percent O-Swing%, which measures the percentage of pitches outside of the strike zone at which a batter swings, is the third lowest in the NL behind only Greg Garcia (19.2 percent) and Joey Votto (18.6 percent).

2019 SEASON

- Missed over three months with neck injuries.
- Walked 46 times in 254 plate appearances (18.1 percent walk rate)... Led the NL and ranked second in the majors only to Mike Trout, walking once every 5.52 PA (min. 200 PA).
- After coming off the IL on September 1, he reached safely in 40 of his 93 plate appearances, posting a .261/.430/.565 slashline with five homers and 15 RBI...Had a .431 OBP in his last 36 games (May 7-20 and September 1-end of season) with 30 walks in that span.
- Ranked seventh in the NL with a .430 OBP in September...His 20 walks in the season's final month were tied for fifth in the league.
- Walked with the bases loaded in the 11th inning on September 24 vs. Miami for his second career walk-off RBI.
- Reached base safely in each of his last 15 games of the season.

2018 SEASON

- Made his first Opening Day roster...Optioned to Las Vegas (AAA) of the Pacific Coast League on April 10...Recalled on April 13...Was on the Disabled List, August 20, retroactive to August 17-August 28, with a bruised left index finger...Strained his right hamstring on September 29 and did not play again in 2018.
- His .404 OBP was the second-best in the NL and fourth-best in the majors among qualified batters and his 80 walks were ninth-most in the NL...Was the first Mets player to finish the season with an OBP over .400 since David Wright, who had a .416 OBP in 2007.

CAREER BESTS

HITS, GAME
5 hits

8/15/18 at Baltimore

HOME RUNS, GAME
2 home runs

2x, last, 6/18/18 at Colorado

MULTI-HR GAMES
2 multi-home run games
2 two-home run games

LEADOFF HR
4 leadoff home runs
last, 9/16/19 at Colorado
(Antonio Senzatela)

INSIDE-THE-PARK HR
1 inside-the-park home run
6/18/18 at Colorado
(Tyler Anderson)

WALK-OFF HOME RUNS
1 walk-off home run
7/11/18 vs. Philadelphia
(Mark Leiter)

PINCH-HIT HOME RUNS
2 pinch-hit home runs
last, 9/3/18 at Los Angeles-NL
(Kenta Maeda)

RBI, GAME
4 RBI
6/18/18 at Colorado

STOLEN BASES, GAME
2 stolen bases
5/29/18 at Atlanta

HITTING STREAK
7 games
8/13/18-8/31/18

GRAND SLAMS
None

NIMMO, BRANDON

- Finished the season with an .886 OPS, the 11th-best in the NL...His eight triples were tied for fourth-most in the NL.
- Became the eighth Mets player to record a bWAR of at least 4.0 and a .400 OBP joining Keith Hernandez and John Olerud (3x each), Mike Piazza, Cleon Jones, Dave Magadan and Edgardo Alfonzo...Became the 10th Mets player age 25 or younger to post a 4.0 bWAR.
- Drew 29 walks in September, second-most in the majors and the most walks in a calendar month in team history (passed Keith Hernandez, 28 in July 1984)...Walked at least once in 14 of his last 17 games and had at least one walk in nine-straight games from September 13-21, a career-best streak.
- Reached base safely in a career-best 28-straight games from August 11-September 21 and in 35 of his last 36 games.
- Reached base safely in 10 consecutive plate appearances from August 14-16...Tied with Benny Agbayani (2000) and Todd Hundley (1997) for the second-longest streak by a Met...John Olerud reached base safely in 15 straight PA in 1998.
- Led the majors with a Mets-record 22 HBP (passed Lucas Duda's 14 HBP in 2015).
- Hit a two-out, go-ahead homer in the ninth inning on June 17 at Arizona with the Mets trailing 3-2... The last Met prior to Nimmo to hit a go-ahead home run with the team trailing in the ninth inning or later with two outs was Lucas Duda on September 27, 2014 vs. Houston.
- Tallied his second career multi-homer game (also September 7, 2017 vs. Cincinnati) and a career-best four RBI on June 18 at the Rockies... Hit a leadoff inside-the-park home run for his first homer of the night...The leadoff inside-the-park homer was the third such homer in Mets history...The other two were hit by Angel Pagan on August 23, 2009 vs. Philadelphia and Charlie Neal on May 7, 1963 vs. Philadelphia.
- With his inside-the-park and over-the-fence home runs on June 18 at Colorado, Nimmo became the fifth-Met to have such a game and first since Angel Pagan on August 23, 2009.
- Blasted his first career walk-off and pinch-hit home run with his pinch-hit, walk-off three run homer on July 11 vs. Philadelphia...Was also his first career walk-off RBI.
- Went 3-5 on August 8 vs. Cincinnati with three doubles, three RBI and three runs scored...The three doubles tied a franchise-best for a single game (29th time).
- Turned in a career-high five hits on August 15 at Baltimore, going 5-5 with two doubles, one triple, three RBI, three runs scored and a HBP.
- Hit his second pinch hit go-ahead home run in the ninth inning on September 3...Joined Jordany Valdespin (2012), Chris Jones (1995) and Marv Throneberry (1962) as the only Mets with multiple pinch-hit, go-ahead homers in the ninth or later in a season.

2017 SEASON

- Began the season on the 10-Day Disabled List (right hamstring) and was optioned to Las Vegas (AAA) on May 16...Was recalled from Vegas on June 16 before landing on the 10-Day DL on July 8 with a partially collapsed lung (retroactive to July 5)...Activated from the DL on July 28.
- Had the fourth-best on-base percentage (.379) among major league rookies (third-best among NL rookies)...Trailed Aaron Judge (.422), Rhys Hoskins (.396) and José Martínez (.379)...His 33 walks were seventh-most among NL rookies.
- Had 15.3% walk rate, which was tied for the 10th-highest (min. 200 plate appearances).
- Turned in his first career multi-homer game on September 7 vs. Cincinnati...Finished the day 3-4 with three RBI and three runs scored.

2016 SEASON

- Received his first call-up to the major leagues on June 25 and stayed with the Mets through July 18...Was also with the Mets July 29-August 2, August 4-10 and September 6 through the end of the season.
- Made his major league debut on June 26 at Atlanta and went 0-4...Grabbed his first major league hit a day later on June 27 at Washington (a single off Joe Ross).
- Recorded his first RBI on June 30 vs. Chicago-NL.
- Hit his first major league homer off Jason Hammel in the fourth inning on July 1 at Citi Field...Finished the game with three RBI.
- Named the Sterling Organizational Co-Player of the Year along with infield prospect Amed Rosario...The award is given annually by the Mets organization to the top player(s) in their minor league system.
- Finished second in the PCL with his .352 batting average behind teammate T.J. Rivera...Nimmo led the league in on-base percentage (.423) and was fourth in slugging percentage (.541).
- Received the Webster Award at the end of the season, given annually to the Mets minor leaguer who best exemplifies the integrity and character displayed by Richard Webster.

2015 SEASON

- Participated in the SiriusXM Futures Game in Cincinnati on July 12...Went 1-2 with an RBI and a run scored while playing center field.
- Named a mid-season Eastern League All-Star.

2014 SEASON

- Won the Sterling Award for St. Lucie (A)...Named to the mid-season FSL All-Star team.

2013 SEASON

- Named a South Atlantic League All-Star.
- Participated in the SiriusXM Futures Game at Citi Field...Was 0-2.

BACKGROUND

- Brandon Tate Nimmo [NIH-mo] graduated from Cheyenne East (WY) High School where he played American Legion ball for Post 6 because his high school did not have a baseball team... He won the MVP at the 2010 Under Armour All-America Game at Wrigley Field...Also played football and ran track.
- Was the first-ever first-round pick and 16th major league player from Wyoming.
- Committed to the University of Arkansas before signing with the Mets.
- Is an avid fisherman – especially shark fishing.
- His father wrestled collegiately, while his brother played outfield for four years at the University of Nebraska, including the 2005 College World Series.

- Was Santa at the Mets annual Kids Holiday Party in each of the last three years...Was an elf at the Mets annual Kids Holiday Party in December, 2016 to help hand out presents to children.
- Participated in the inaugural Kids Holiday Shopping Spree on December 14, 2016 at Target in College Point, Queens...Helped children pick out holiday gifts for them and their families.
- Played for Team Italy during the 2017 World Baseball Classic (three games)...Suffered a strained right hamstring while playing for Italy.
- Attended Governor Andrew Cuomo's New York State of the State in Albany on January 4, 2018.
- Received the Ben Epstein/Dan Castellano Good Guy Award at the New York BBWAA Dinner on January 26, 2019.

CAREER TRANSACTIONS

- Drafted by the New York Mets in the first-round (13th overall) in the 2011 First-Year Player Draft.
- On the 10-Day Disabled List, March 30-May 16, 2017, with a right hamstring injury.
- On the 10-Day Disabled List, July 8-28, 2017, with a partially collapsed lung.
- On the 10-Day Disabled List, August 20 (retroactive to August 17)-August 28, 2018 with a bruised left index finger.
- On the 10-Day Injured List, May 22, 2019 (retroactive to May 21), with a stiff neck... Transferred to the 60-Day Injured List, August 8...Was activated September 1.

CAREER STATISTICS

YEAR	TEAM	AVG	G	AB	R	H	2B	3B	HR	RBI	SH	SF	HBP	BB	SO	SB	CS	SLG	OBP	E
2011	GCL Mets (R)	.241	7	29	5	7	0	0	2	4	0	0	0	3	9	0	0	.448	.313	0
	Kingsport (R)	.111	3	9	0	1	0	0	0	0	0	0	0	3	5	0	0	.111	.333	0
2012	Brooklyn (A)	.248	69	266	41	66	20	2	6	40	1	1	7	46	78	1	5	.406	.372	1
2013	Savannah (A)	.273	110	395	62	108	16	6	2	40	1	2	11	71	131	10	7	.359	.397	7
2014	St. Lucie (A)	.322	62	227	59	73	9	5	4	25	0	0	2	50	51	9	3	.458	.448	1
	Binghamton (AA)	.238	65	240	38	57	12	4	6	26	2	0	1	36	54	5	1	.396	.339	1
2015	Binghamton (AA)	.279	68	269	26	75	12	3	2	16	0	1	6	26	55	0	2	.368	.354	1
	St. Lucie (A)	.125	4	16	3	2	1	0	0	2	0	0	0	4	3	0	0	.188	.300	0
	Las Vegas (AAA)	.264	32	91	19	24	3	1	3	8	0	1	2	18	20	5	4	.418	.393	1
2016	Las Vegas (AAA)	.352	97	392	72	138	25	8	11	61	2	1	3	46	73	7	8	.541	.423	3
	METS	.274	32	73	12	20	1	0	1	6	0	0	1	6	20	0	0	.329	.338	1
2017	METS	.260	69	177	26	46	11	1	5	21	1	2	2	33	60	2	0	.418	.379	1
	Las Vegas (AAA)	.227	42	163	23	37	12	1	3	17	0	0	2	33	49	0	0	.368	.364	1
	St. Lucie (A)#	.222	5	18	4	4	2	0	1	4	0	0	0	5	4	0	0	.500	.391	0
2018	METS	.263	140	433	77	114	28	8	17	47	0	0	22	80	140	9	6	.483	.404	1
	Las Vegas (AAA)	.500	1	4	2	2	0	0	0	1	0	0	1	0	0	0	0	.500	.600	0
	St. Lucie (A)#	.333	2	6	1	2	0	0	0	0	0	0	0	2	0	1	0	.333	.500	0
2019	METS	.221	69	199	34	44	11	1	8	29	1	3	5	46	71	3	0	.407	.375	1
	St. Lucie (A)#	.214	5	14	1	3	0	1	0	0	0	0	0	3	2	0	1	.357	.353	0
	Syracuse (AAA)#	.200	10	35	10	7	2	0	1	6	0	0	1	8	8	3	0	.343	.364	0
Minor League Totals		.279	582	2174	366	606	114	31	41	250	6	6	36	354	542	41	31	.416	.388	16
Major League Totals		.254	310	882	149	224	51	10	31	103	2	5	30	165	291	14	6	.440	.387	4

#- rehabilitation assignment

WORLD BASEBALL CLASSIC

YEAR	CLUB	AVG	G	AB	R	H	2B	3B	HR	RBI	SH	SF	HB	BB	SO	SB	CS	SLG	OBP	E
2017	Italy	.182	3	11	3	2	0	0	1	2	0	0	0	2	2	0	0	.455	.308	0

CAREER FIELDING

POS	G	PO	A	E	PCT	TC	DP
OF	264	514	6	4	.992	524	2

INSIDE-THE-PARK HOME RUNS

There have been 28 inside-the-park home runs in Mets history. Here is the complete list.

#	Date	Player	Pitcher	Site
1	5/16/62	Gil Hodges	Dick Ellsworth, CHI	Polo Grounds
2	6/23/62	Richie Ashburn	Darragh Stone, HOU	Polo Grounds
3	5/7/63	Charlie Neal +	Art Mahaffey, PHI	Polo Grounds
4	6/5/66	Ron Hunt	Sandy Koufax, LAD	Shea Stadium
5	8/17/67	Bud Harrelson	Juan Pizarro, PIT	Forbes Field
6	9/5/71	Don Hahn	Woodie Fryman, PHI	Veterans Stadium
7	6/12/79	Doug Flynn #	Dave Tomlin, CIN	Shea Stadium
8	8/19/79	Gil Flores	Bill Bonham, CIM	Riverfront Stadium
9	6/27/80	Lee Mazzilli	Steve Carlton, PHI	Veterans Stadium
10	8/12/80	Steve Henderson	Kent Tekulve, PIT	Three Rivers Stadium
11	7/31/82	Wally Backman	Enrique Romo, PIT	Shea Stadium
12	9/10/82	Dave Kingman	Doug Bair, STL	Busch Stadium
13	8/31/83	Mark Bradley	Fernando Valenzuela, LAD	Shea Stadium
14	6/17/84	Darryl Strawberry *	Bruce Sutter, STL	Busch Stadium
15	9/20/87	Howard Johnson	Mike Bielecki, PIT	Three Rivers Stadium
16	5/3/89	Darryl Strawberry	Jose Rijo, CIN	Shea Stadium
17	6/26/90	Kevin Elster	Bryn Smith, STL	Busch Stadium
18	8/14/93	Tim Bogar *	Bobby Thigpen, PHI	Veterans Stadium
19	5/6/95	Edgardo Alfonzo	Matt Grott, CIN	Riverfront Stadium
20	9/24/00	Timo Perez	Bruce Chen, PHI	Veterans Stadium
21	6/11/05	Marlon Anderson **	Francisco Rodriguez, LAA	Shea Stadium
22	4/11/06	Kazuo Matsui	Jake Peavy, SD	PETCO Park
23	9/7/06	José Reyes	Brad Penny, LAD	Shea Stadium
24	8/2/07	Damion Easley	Chris Capuano, MIL	Miller Park
25	8/23/09	Angel Pagan +	Pedro Martinez, PHI	Citi Field
26	5/19/10	Angel Pagan	Livan Hernandez, WAS	Nationals Park
27	9/2/15	Ruben Tejada	Aaron Nola, PHI	Citi Field
28	6/18/18	Brandon Nimmo+	Tyler Anderson, COL	Coors Field

Second at-bat of the inning + Leadoff Home Run

* Was the second home run in consecutive at-bats for player ** Pinch-Hit Home Run



NON-ROSTER INVITEE

STEPHEN

NOGOSEK

72 RHP

[@StephenNogosek](#)

[@nogo_backwardsk30](#)

HT	6-2	WT	205	BT	R	TH	R
----	-----	----	-----	----	---	----	---

OPENING DAY AGE: 25
 BIRTHDATE: JANUARY 11, 1995
 BIRTHPLACE: ROSEVILLE, CA
 RESIDES: ROSEVILLE, CA
 MLB SERVICE TIME: 0 YEARS, 30 DAYS
 SIGNED BY: JUSTIN HOROWITZ (BOSTON)
 HOW OBTAINED: ACQUIRED ALONG WITH RHP GERSON BAUTISTA AND RHP JAMIE CALLAHAN FROM BOSTON IN EXCHANGE FOR RHP ADDISON REED ON JULY 31, 2017.
 CONTRACT STATUS: ARBITRATION ELIGIBLE AFTER 2023. ELIGIBLE FREE AGENT AFTER 2026

2019 SEASON

- Made his major league debut on June 19 at Atlanta...Allowed two earned runs on two hits over 0.2 innings pitched.
- Among minor league pitchers with at least 50.0 innings pitched, his 1.07 ERA on the season was the sixth-best.
- After his promotion to Triple-A Syracuse, did not allow an earned run in his first 23 appearances for the team (30.1 IP).

2018 SEASON

- Split his season between Binghamton (AA) and St. Lucie (A).
- Was named a Florida State League Mid-Season All-Star for St. Lucie (A).

2017 SEASON

- Was acquired by the New York Mets on July 31 and assigned to St. Lucie (A).
- Was named a South Atlantic League Mid-Season All-Star for Greenville (A).

2016 SEASON

- Made his professional debut with Lowell (A).

BACKGROUND

- Stephen James Nogosek [nuh-goh-SICK] was a Pac-12 Conference first-team all-league pick following his junior season at the University of Oregon where he went 2-2 with a 1.11 ERA and 16 saves...His 16 saves were tied for third-most in the country...Ended his collegiate career ranked second in Ducks history in saves and appearances (85).
- Pitched for the U.S. National Team following the 2015 season.
- Was a three-year captain at Woodcreek High where he played the infield and pitched...Holds Sierra Foothill League record in passing yards, passing touchdowns and rushing yards by a quarterback.

CAREER TRANSACTIONS

- Selected by the Boston Red Sox in the sixth round of the 2016 First-Year Player Draft.
- Acquired along with RHP Gerson Bautista and RHP Jamie Callahan from Boston in exchange for RHP Addison Reed on July 31, 2017.

CAREER STATISTICS

YEAR	TEAM	W-L	ERA	G	GS	CG	SHO	SV	IP	H	R	ER	HR	HB	BB	SO	WP	BK
2016	Lowell (R)	1-0	2.03	10	0	0	0	0	13.1	9	3	3	2	1	7	19	1	0
	Greenville (A)	0-2	5.14	10	0	0	0	2	14.0	17	9	8	1	0	3	12	0	0
2017	Greenville (A)	2-3	2.55	23	0	0	0	13	35.1	24	10	10	4	3	11	45	1	0
	Salem (A)	2-1	4.08	13	0	0	0	6	17.2	15	8	8	3	2	10	18	2	0
	St. Lucie (A)	1-1	5.06	9	0	0	0	0	16.0	16	9	9	0	0	8	15	2	0
2018	St. Lucie (A)	1-1	3.06	23	0	0	0	1	32.1	22	12	11	4	2	18	37	3	0
	Binghamton (AA)	0-0	8.10	16	0	0	0	0	20.0	16	20	18	3	0	21	21	5	0
2019	METS	0-1	10.80	7	0	0	0	0	6.2	12	8	8	2	0	2	6	0	0
	Syracuse (AAA)	3-0	1.15	24	0	0	0	2	31.1	12	5	4	1	2	13	30	1	0
	Binghamton (AA)	0-0	0.95	11	0	0	0	1	19.0	13	4	2	0	0	12	20	0	0
Minor League Totals		10-8	3.30	139	0	0	0	25	199.0	144	80	73	18	10	103	217	15	0

CAREER FIELDING

POS	G	PO	A	E	PCT	TC	DP
P	7	1	0	0	1.000	1	0



NON-ROSTER INVITEE

EDUARDO

NÚÑEZ

12 INF

@eduardonunez

HT	6-0	WT	195	BT	R	TH	R
----	-----	----	-----	----	---	----	---

OPENING DAY AGE: 32
 BIRTHDATE: JUNE 15, 1987
 BIRTHPLACE: SANTO DOMINGO, DR
 RESIDES: SANTO DOMINGO, DR
 MLB SERVICE TIME: 8 YEARS, 33 DAYS
 HOW OBTAINED: SIGNED AS A FREE AGENT ON JANUARY 28, 2020
 CONTRACT STATUS: SIGNED THROUGH 2020

★ ALL-STAR: 2016

2019 SEASON

- Appeared in 60 games for the Red Sox...Played second base, shortstop, third base, and even pitched 1.0 inning on the season.
- Was placed on the injured list in May with a mid-back strain.

2018 SEASON

- Completed his first full season with the Red Sox, winning the World Series for the first time in his career.
- Hit the majors' first Opening Day (March 29 at Tampa Bay) inside-the-park home run since Arizona's Stephen Drew in 2010.
- Recorded his third-consecutive double-digit home run season.

POSTSEASON

- Appeared in eight playoff games, making all six of his starts at third base...Went 4-13 (.308) vs. LHP.
- In the Sox' ALDS-clinching win at New York-AL in Game 4, went 2-4 with a double and an RBI...Also recorded the final assist of that game on a roller to third base by Gleyber Torres.
- In Game 1 of the World Series at Fenway Park, gave the Sox an 8-4 lead in the seventh inning with a pinch-hit, 2-out, 3-run home run off Alex Wood.

2017 SEASON

- Posted career highs in average (.313), OBP (.341), SLG (.460), doubles (33), and extra-base hits (45).
- Hit .394 with RISP (41-for-104), the majors' second-highest mark (Daniel Murphy-.409).
- Reached base in a career-best 33 consecutive games from May 12-July 16, the longest streak by any player in 2017.
- Drove in the winning run on July 29 vs. Kansas City, just 11 days after he recorded his first career walk-off RBI with the Giants (July 18 vs. Cleveland)...According to Elias, the last player to record a walk-off RBI with two different teams in as few days between the games was Luis Salazar in 1989.
- Appeared in only one more game the rest of the season, going 1-2 with a double and a run scored on September 25 vs. Toronto...Was removed from that game after reaggravating his right knee during an at-bat in the third inning.

POSTSEASON

- Started Game 1 of the ALDS at Houston, batting second as the DH...Removed after reaggravating his injured knee while running out a ground ball.

CAREER BESTS

HITS, GAME
4 hits

9x, last 4/11/17 San Francisco vs. Arizona

HOME RUNS, GAME
2 home runs

2x, last 7/29/17 Boston vs. Kansas City

LEADOFF HOME RUN
4 leadoff home runs
last, 6/29/16 at Chicago (AL)
(J. Shields)

INSIDE-THE-PARK HOME RUN
2 inside-the-park home runs
last, 3/29/18, Boston at Tampa Bay
(C. Archer)

WALK-OFF HOME RUN
None

PINCH-HIT HOME RUN
1 pinch-hit home run
6/4/19, Boston at Kansas City
(J. Diekman)

RBI, GAME
5 RBI
8/22/17, Boston at Cleveland

STOLEN BASES, GAME
3 stolen bases
9/16/12, New York-AL vs. Tampa Bay

HITTING STREAK
12 games
5/12/17-5/26/17

GRAND SLAMS
None

2016 SEASON

- Earned his first career All-Star selection...In 141 games with Minnesota and San Francisco, hit .288 (159-553) with 16 home runs and 67 RBI... Ranked fifth in the majors with 40 steals.
- Suffered a hamstring strain on September 25 at San Diego and missed the final week of the regular season.

POSTSEASON

- Came off the bench in Games 1, 2, and 3 of the NLDS vs. Chicago-NL.

2015 SEASON

- Spent the entire season with Minnesota, batting .282 (53-188) in 72 games (48 starts).

2013 SEASON

- Made his third career Opening Day roster.

2012 SEASON

- Made the Yankees' Opening Day roster for a second consecutive season.

POSTSEASON

- Appeared in five postseason games, starting Game 2 of the ALDS at Baltimore (DH) and Games 3 and 4 of the ALCS at DET (SS)...Homered in the Yankees' 2-1 loss to the Tigers in Game 3.

2011 SEASON

- Made his first career Opening Day roster and spent the entire season with the Yankees.
- Appeared in the outfield for the first time in his professional career on April 25 vs. Chicago-AL.

POSTSEASON

- Appeared in Game 3 of the ALDS at DET, stealing a base as a pinch runner.

2010 SEASON

- Made his major league debut on August 19... At the time of his recall, was leading the IL in hits.
- Made his first start on August 21 vs. Seattle.
- Hit his first career home run on August 28 at Chicago (NL), a two-run shot off John Danks.
- Was a mid-season and post-season International League All-Star...Started at shortstop for the IL in the Triple-A All-Star Game.

2009 SEASON

- Named an Eastern League mid-season and postseason All-Star.
- Was the starting shortstop for the North Division in the Eastern League All-Star Game.

2007 SEASON

- Batted .251 (113-451) in 121 games with Single-A Charleston and High-A Tampa...Named a South Atlantic League mid-season All-Star.

2005 SEASON

- Named a New York-Penn League midseason All-Star in his U.S. debut.

2004 SEASON

- Made his pro debut for the DSL Yankees1 (R).

BACKGROUND

- Full name is Eduardo Michelle Núñez.
- Was on the MLB roster for the 2014 Japan All-Star Series.

CAREER TRANSACTIONS

- Signed by the New York Yankees as an international free agent on February 25, 2004.
- On the 15-Day Disabled List, May 12-July 6, 2013, with a left rib-cage strain.
- Acquired by the Minnesota Twins from New York-AL on April 7, 2014 in exchange for LHP Miguel Sulbaran.
- On the 15-Day Disabled List, June 19-30, 2014, with a strained right hamstring.
- On the 15-Day Disabled List, April 30-May 17, 2015, with a left oblique strain.
- Acquired by the San Francisco Giants on July 28, 2016 in exchange for LHP Adalberto Mejia.
- On the 10-Day Disabled List, June 20-July 13, 2017, with a strained right hamstring.
- Acquired by the Boston Red Sox from San Francisco on July 25, 2017 in exchange for RHP Shaun Anderson and Gregory Santos.
- Signed by the Boston Red Sox as a free agent on February 18, 2018.
- Placed on the 10-Day Injured List, April 19 (Retroactive to April 18)-May 4, 2019, with a mid-back strain.
- Signed by the New York Mets as a minor league free agent on January 28, 2020.

CAREER STATISTICS

YEAR	TEAM	AVG	G	AB	R	H	2B	3B	HR	RBI	SH	SF	HBP	BB	SO	SB	CS	SLG	OBP	E
2005	Staten Island (A)	.313	73	281	37	88	11	6	3	46	6	0	3	20	43	6	3	.427	.365	28
2006	Tampa (A)	.184	37	147	17	27	5	3	4	26	4	2	0	8	28	6	1	.340	.223	14
	Charleston (A)	.227	90	344	36	78	11	3	2	40	0	2	2	23	48	16	5	.294	.278	26
2007	Charleston (A)	.238	91	328	36	78	10	2	1	28	2	3	2	25	42	20	8	.290	.293	27
	Tampa (A)	.285	30	123	16	35	5	0	1	13	0	1	3	7	18	9	0	.350	.336	6
2008	Tampa (A)	.271	94	373	45	101	18	3	6	42	5	4	1	19	48	14	10	.383	.305	19
2009	Trenton (AA)	.322	123	497	70	160	26	1	9	55	4	4	1	22	63	19	7	.433	.349	33
2010	Scranton/W-B (AAA)	.289	118	464	55	134	25	3	4	50	3	2	5	32	60	23	5	.381	.340	14
	NEW YORK (AL)	.280	30	50	12	14	1	0	1	7	0	0	0	3	2	5	0	.360	.321	1
2011	NEW YORK (AL)	.265	112	309	38	82	18	2	5	30	6	1	0	22	37	22	6	.385	.313	20
2012	NEW YORK (AL)	.292	38	89	14	26	4	1	1	11	0	4	1	6	12	11	2	.393	.330	7
	Scranton/W-B (AAA)	.227	38	163	18	37	4	0	2	16	0	2	0	7	28	16	3	.288	.256	5
	GCL Yankees (R)#	.200	4	10	1	2	0	0	1	1	0	0	0	0	0	0	0	.500	.200	0
	Tampa (A)	.286	2	7	2	2	0	0	0	0	0	0	0	0	1	1	0	.286	.286	0
2013	NEW YORK (AL)	.260	90	304	38	79	17	4	3	28	4	5	3	20	51	10	3	.372	.307	14
	Tampa (A)#	.333	3	3	2	1	0	0	0	0	0	0	0	2	0	2	0	.333	.600	0
	Charleston (A)#	.400	2	5	1	2	0	0	0	0	0	0	0	1	0	1	0	.400	.500	1
	Trenton (AA)#	.375	2	8	1	3	0	0	0	1	0	0	0	1	2	0	0	.375	.444	0
2014	Rochester (AAA)	.282	11	39	7	11	1	0	1	6	0	1	0	1	8	1	0	.385	.293	2
	New Britain (AA)#	.400	4	10	1	4	0	1	0	0	0	0	0	3	2	1	0	.600	.538	1
	MINNESOTA	.250	72	204	26	51	7	4	4	24	3	0	1	5	31	9	3	.382	.271	7
2015	MINNESOTA	.282	72	188	23	53	14	1	4	20	2	1	1	12	29	8	4	.431	.327	3
2016	MINNESOTA	.296	91	371	49	110	15	1	12	47	2	5	3	15	58	27	6	.439	.325	11
	SAN FRANCISCO	.269	50	182	24	49	9	3	4	20	0	1	2	14	30	13	4	.418	.327	2
2017	Richmond (AA)#	.333	1	3	1	1	1	0	0	0	0	0	0	0	1	0	0	.667	.333	0
	San Jose (A)#	.200	2	5	1	1	0	0	0	0	0	0	0	1	2	0	0	.200	.333	0
	SAN FRANCISCO	.308	76	302	37	93	21	0	4	31	1	2	1	12	29	18	5	.417	.334	9
	BOSTON	.321	38	165	23	53	12	0	8	27	0	2	6	25	6	2	5	.539	.353	4
2018	BOSTON	.265	127	480	56	127	23	3	10	44	1	3	2	16	69	7	2	.388	.289	7
2019	BOSTON	.228	60	167	13	38	7	0	2	20	0	1	6	4	27	5	1	.305	.243	3
	Pawtucket (AAA)#	.133	4	15	1	2	0	0	1	1	0	0	0	0	1	0	0	.333	.133	1
Minor League Totals		.272	729	2825	348	767	117	22	35	325	17	24	78	172	395	135	42	.366	.315	177
Major League Totals		.276	856	2811	353	775	148	19	58	309	16	20	64	135	400	141	38	.404	.310	88

rehabilitation assignment

CAREER PLAYOFF STATISTICS

YEAR	RND	TEAM/OPP	AVG	G	AB	R	H	2B	3B	HR	RBI	SH	SF	HBP	BB	SO	SB	CS	SLG	OBP	E
2011	ALDS	NY Yankees vs. DET	---	1	0	0	0	0	0	0	0	0	0	0	0	0	1	0	---	---	0
2012	ALDS	NY Yankees vs. BAL	.200	3	5	2	1	1	0	0	0	0	0	0	0	0	0	0	.400	.200	0
	ALCS	NY Yankees vs. DET	.333	2	6	2	2	0	1	1	1	0	0	0	0	0	1	0	1.167	.333	1
2016	NLDS	SFG vs. CHC	.000	3	3	0	0	0	0	0	0	0	0	0	0	0	0	0	.000	.000	0
2017	ALDS	BOS vs. HOU	.000	1	1	0	0	0	0	0	0	0	0	0	0	0	0	0	.000	.000	0
2018	ALDS	BOS vs. NY Yankees	.182	3	11	0	2	1	0	0	1	0	0	0	1	2	0	0	.273	.250	1
	ALCS	BOS vs. HOU	.200	2	5	0	1	0	0	0	0	0	0	0	1	0	0	0	.200	.333	1
	WS	BOS vs. LAD	.300	3	10	1	3	0	0	1	3	0	0	0	0	3	0	0	.600	.300	0
Postseason Totals			.220	18	41	5	9	2	1	2	5	0	0	0	2	5	2	0	.463	.256	3
DS Totals			.150	11	20	2	3	2	0	1	0	0	0	1	2	1	0	0	.250	.190	1
CS Totals			.273	4	11	2	3	0	1	1	1	0	0	0	1	0	1	0	.727	.333	2

ALL-STAR GAME

YEAR	LEAGUE/SITE	AVG.	G	AB	R	H	2B	3B	HR	RBI	SH	SF	HBP	BB	SO	SB	CS	SLG	OBP	E
2016	AL/SAN DIEGO																			
Defensive Replacement																				

CAREER FIELDING

POS	G	PO	A	E	PCT	TC	DP
3B	301	169	443	34	.947	646	41
SS	276	289	594	40	.957	923	113
2B	160	187	264	11	.976	462	55
OF	49	84	4	3	.967	91	1
P	1	0	0	0	---	0	0



COREY

OSWALT

55 RHP

@Corey_Oswalt10

HT 6-5 WT 250 BT R TH R

OPENING DAY AGE: 26
BIRTHDATE: SEPTEMBER 3, 1993
BIRTHPLACE: SAN DIEGO, CA
RESIDES: SAN DIEGO, CA
MLB SERVICE TIME: 0 YEARS, 107 DAYS
SIGNED BY: FRED MAZUCA
HOW OBTAINED: METS SEVENTH-ROUND PICK IN THE 2012 FIRST-YEAR PLAYER DRAFT
CONTRACT STATUS: ARBITRATION ELIGIBLE AFTER 2022. FREE AGENT AFTER 2025

STERLING ORGANIZATIONAL PITCHER OF THE YEAR: 2017

2019 SEASON

- Appeared in two games for the Mets...Pitched 3.2 innings of relief and suffered the loss allowing five runs on April 13 at Atlanta...Surrendered four runs in 3.0 innings of work on April 26 vs. Milwaukee... Held right-handers to a .188 (3-16) mark.
- Went 10-4 with a 2.91 ERA (28 earned runs/86.2 innings) in 16 starts for Syracuse (AAA)...Had a 1.14 WHIP and struck out 79 while issuing 15 walks.
- His 2.91 ERA was the second-lowest in the International League and his 1.14 WHIP was the fourth-lowest (min. 75.0 innings)...Was tied for second in the IL with his 10 victories.
- Earned International League Pitcher of the Week honors twice, July 15-21 and August 19-25.
- On the minor league 7-Day Injured List from May 27-July 1 with a right knee MCL sprain...On the minor league 7-Day IL from July 28-August 7, with right knee bursitis.

2018 SEASON

- Was with the Mets from April 10-11, April 21-27, May 8-15, June 29-July 20, July 23-27 and August 3 through the end of the season.
- Made his major league debut out of the bullpen on April 25 at St. Louis, pitching 4.2 innings and allowing two runs, earned, with four strikeouts...Was the longest outing by a Mets reliever making his MLB debut in team history... Kevin Tapani held the previous mark with 4.1 innings on July 4, 1989 at Houston.
- Is one of two Mets hurlers in franchise history to record four or more strikeouts in a relief outing for his major league debut (also, Buzz Capra in game one of a doubleheader on September 15, 1971).
- Earned his first major league win on July 25 vs. San Diego...Allowed two runs over 5.0 innings...Made his first major league start on June 29 at Miami.
- Was 2-3 with a 4.72 ERA (29 earned runs/55.1 innings) in 12 starts and 1-0 with a 12.54 ERA (13 earned runs/9.1 innings) in five relief outings.
- On July 9 vs. Philadelphia, took a no-hitter into the fifth before allowing a bases-clearing double to opposing pitcher, Aaron Nola, the only hit he allowed in 6.0 innings.

2017 SEASON

- Named the Eastern League's Pitcher of the Year after going 12-5 with a 2.28 ERA (34 earned runs/134.1 innings) in 24 starts with Binghamton (AA)...Was also tabbed the Mets' Sterling Organizational Pitcher of the Year.
- *Baseball America* named him to the Double-A All-Star team.

CAREER BESTS

WIN STREAK
3 games

7/25/18-8/21/18

LOSS STREAK
2 games

2x, last, 9/22/18-present

STRIKEOUTS, GAME
7 strikeouts

7/9/18 vs. Philadelphia (G2)

LONGEST OUTING, RELIEVER
4.2 innings

4/25/18 at St. Louis

LONGEST OUTING, STARTER
6.0 innings

4x, last, 8/16/18 at Philadelphia (G1)

MOST WALKS, GAME
4 walks

4/13/19 at Atlanta

SCORELESS STREAK
5.0 innings

3x, last, 9/22/18-9/28/18

OSWALT, COREY

- His 2.28 ERA was best in the Eastern League among qualified pitchers and was also the lowest for any qualified starter in Double-A... The next-best ERA behind Oswalt was Dakota Hudson's 2.53 ERA for Springfield (AA) of the Texas League.
- The 2.28 ERA was the third-lowest ERA in Binghamton team history behind Bobby J. Jones (1.88 ERA in 1992) and Paul Wilson (2.17 ERA in 1995).
- Finished second in the EL in victories (12), third in WHIP (1.18) and fifth in opponents average (.236).
- Named to the Eastern League's mid-season and post-season All-Star teams.
- Struck out a career-best 119 batters.

2014 SEASON

- Named to the mid-season New York-Penn League All-Star team.

BACKGROUND

- Corey Edward Oswalt [OZ-walt] graduated from Madison (CA) High School in 2012.
- Was committed to UC Santa Barbara as a position player (third base/shortstop) before being selected by the Mets as a pitcher in the draft... Pitched 20.0 innings as a senior at Madison.
- Played three years of basketball and four years of baseball at Madison.
- His brother, Todd, was a wide receiver at California Lutheran while his cousin, Chris Bonner, was a quarterback at Colorado State-Pueblo and led them to a Division II Championship in 2014.
- Handed out gifts to local schoolchildren as one of Santa's elves during the Kids Holiday Party on December 4, 2018 as part of MetsGiving.

CAREER TRANSACTIONS

- Selected by the New York Mets in the seventh round of the 2012 First-Year Player Draft.

CAREER STATISTICS

YEAR	TEAM	W-L	ERA	G	GS	CG	SHO	SV	IP	H	R	ER	HR	HB	BB	SO	WP	BK
2012	Kingsport (R)	4-3	8.15	9	6	0	0	0	35.1	49	33	32	1	4	7	20	2	1
2013	Kingsport (R)	0-1	3.46	3	2	0	0	0	13.0	14	6	5	0	0	1	11	2	0
2014	Brooklyn (A)	6-2	2.26	12	11	0	0	0	67.2	55	20	17	1	3	15	59	1	0
2015	Savannah (A)	11-5	3.36	23	23	0	0	0	128.2	153	59	48	6	1	21	99	13	2
2016	St. Lucie (A)	4-2	4.12	14	13	0	0	0	67.2	73	34	31	4	2	18	68	2	0
	GCL Mets (R)	0-0	0.00	1	1	0	0	0	1.0	0	0	0	0	1	0	3	0	0
2017	Binghamton (AA)	12-5	2.28	24	24	2	1	0	134.1	118	40	34	9	4	40	119	7	0
2018	Las Vegas (AAA)	4-4	6.02	11	11	0	0	0	52.1	58	37	35	9	4	20	52	3	0
	METS	3-3	5.85	17	12	0	0	0	64.2	69	43	42	14	4	20	45	4	0
2019	Syracuse (AAA)	10-4	2.91	16	16	1	0	0	86.2	84	35	28	9	2	15	79	1	1
	METS	0-1	12.15	2	0	0	0	0	6.2	9	9	9	1	0	6	5	0	0
	Brooklyn (A)	0-0	1.50	2	2	0	0	0	6.0	6	2	1	0	1	3	7	0	0
Minor League Totals		51-26	3.51	115	109	3	1	0	592.2	610	266	231	39	22	140	517	31	4
Major League Totals		3-4	6.43	19	12	0	0	0	71.1	78	52	51	15	4	26	50	4	0

MAJOR LEAGUE HITTING TOTALS

YEAR	TEAM	AVG	G	AB	R	H	2B	3B	HR	RBI	SH	SF	HB	BB	SO	SB	CS	SLG	OBP	E
2019	METS	.000	2	1	0	0	0	0	0	1	1	1	0	0	1	0	0	.000	.000	0
Career Totals		.000	17	19	0	0	0	0	0	1	2	1	0	0	11	0	0	.000	.000	0

Last Home Run — None

Most Hits, Game — None

Most RBI, Game — 1, April 13, 2019 at Atlanta

CAREER FIELDING

POS	G	PO	A	E	PCT	TC	DP
P	19	8	8	0	1.000	16	3



NON-ROSTER INVITEE

JARRETT

PARKER

26 OF

HT	6-4	WT	225	BT	L	TH	L
----	-----	----	-----	----	---	----	---

OPENING DAY AGE: 31
 BIRTHDATE: JANUARY 1, 1989
 BIRTHPLACE: FORT BELVOIR, VA
 RESIDES: STAFFORD, VA
 MLB SERVICE TIME: 1 YEAR, 158 DAYS
 SIGNED BY: JOHN DICARLO (SAN FRANCISCO)
 HOW OBTAINED: SIGNED AS A MINOR LEAGUE FREE AGENT ON DECEMBER 5, 2019
 CONTRACT STATUS: SIGNED THROUGH 2020

2019 SEASON

- Set career-best marks in homers (24) and RBI (75) with Salt Lake (AAA).
- Had a three-run home run game on May 30 at Fresno.
- Homered in six consecutive games from June 18-23, setting a Salt Lake (AAA) franchise record...Collected 13 RBI in that span.

2018 SEASON

- Spent Spring Training with San Francisco...Released March 30 and did not play for the rest of the season.

2017 SEASON

- Made first career MLB Opening Day roster with San Francisco as the starting left fielder...Hit .247 (41-166) with 12 doubles, two triples, four home runs and 23 RBI in 51 games with Giants.
- Crashed into left field wall and suffered a broken right clavicle, making a catch April 15 vs. Colorado...Placed on 10-day disabled list (April 16-August 2) and transferred to 60-day disabled list on April 26.

2016 SEASON

- Recalled by Giants three separate times, appearing in 63 games and hitting .236 with five home runs & 14 RBI.
- Hit .273 (53-194) with 16 home runs and 35 RBI in 53 games with Sacramento (AAA).

POSTSEASON

- Made first career postseason roster for NL Wild Card game against the New York Mets.

2015 SEASON

- Made MLB debut June 13 vs. Arizona with his first major league hit coming on June 14 vs. Arizona (single)...Connected for first MLB homer September 15 vs. Cincinnati.
- Had career day with San Francisco on September 26 at Oakland, became the first Giants rookie in franchise history to hit three home runs in a game and the first Giant with a three-homer game since Pablo Sandoval in 2013...Finished 3-5 with 3 home runs and 7 RBI - last homer on the day marked first career grand slam.

CAREER BESTS

HITS, GAME

3 hits

3x, last 9/25/17, San Francisco at Arizona

HOME RUNS, GAME

3 home runs

9/26/15, San Francisco at Oakland

MULTI-HR GAMES

1 multi-home run game

three-home run game

9/26/15, San Francisco at Oakland

LEADOFF HR

None

INSIDE-THE-PARK-HR

None

WALK-OFF HOME RUN

None

PINCH-HIT HOME RUNS

1 pinch-hit home run

9/15/15, San Francisco vs. Cincinnati (Ryan Mattheus)

RBI, GAME

7 RBI

9/26/15, San Francisco at Oakland

STOLEN BASES, GAME

1 stolen base

3x, last, 8/21/17
San Francisco vs. Milwaukee

HITTING STREAK

7 games

2x, last 8/15/17-8/21/17

GRAND SLAMS

1 grand slam

9/26/15, San Francisco at Oakland (Ryan Dull)

PARKER, JARRETT

2014 SEASON

- Played 100 games with Richmond (AA) and 24 contests with Fresno (AAA)...Combined to hit .276 (122-442) with 25 doubles, six triples, 15 home runs and 68 RBI.
- On July 31, he and Matt Duffy were promoted to the Majors for San Francisco...Duo became second and third players (Eric Surkamp – 2011) ever promoted straight from Richmond (AA) to San Francisco...Joined Giants for series at New York Mets...Dressed for one game, but did not appear and was optioned August 2...Spent remainder of season at Fresno (AAA).

2013 SEASON

- Saw first action in Richmond (AA)...Established a single-season franchise record with 18 long balls.

2011 SEASON

- Played 127 games for San Jose (A)...Placed among the team leaders in several offensive categories including doubles (25, fourth), home runs (13, T-fourth), RBI (61, fourth), and walks (74, first).

BACKGROUND

- Jarrett Paul Parker graduated from Colonial Forge (VA) High School and attended the University of Virginia.

- At UVA, was named 2008 All-ACC as a freshman... Enjoyed breakthrough season as a sophomore in 2009, batting .355 with a team-high 16 home runs to help lead UVA to 2009 College World Series.
- Graduate of Colonial Forge (VA) High School... Named first-team All-Commonwealth District and second team All-State as a senior (2007)...Holds 14 school records at Colonial Forge including home runs (21), runs (67), slugging pct. (1.053), on-base pct. (.613) and single-season RBI (32).

CAREER TRANSACTIONS

- Selected by San Francisco in the second round of the 2010 MLB June Amateur Draft.
- Placed on the 10-day disabled list, April 16, 2017 with a broken right clavicle...Transferred to the 60-day DL on April 26, 2017
- Signed by the Los Angeles Angels as a minor league free agent and invited to Spring Training on December 20, 2018.
- Signed by the New York Mets as a minor league free agent and invited to Spring Training on December 5, 2019.

CAREER STATISTICS

YEAR	TEAM	AVG	G	AB	R	H	2B	3B	HR	RBI	SH	SF	HBP	BB	SO	SB	CS	SLG	OBP	E
2011	San Jose (A)	.253	127	486	81	123	25	3	13	61	2	1	8	74	144	20	5	.397	.360	10
2012	San Jose (A)	.247	122	409	71	101	21	7	15	67	2	2	8	70	175	28	6	.443	.366	5
2013	Richmond (AA)	.245	131	444	72	109	18	5	18	57	5	0	15	60	161	13	11	.430	.355	5
2014	Richmond (AA)	.275	100	363	52	100	20	6	12	58	0	1	10	45	103	11	4	.463	.370	2
	Fresno (AAA)	.278	24	79	13	22	5	0	3	10	0	0	1	9	23	1	2	.456	.360	2
2015	Sacramento (AAA)	.283	124	434	74	123	25	3	23	74	0	4	4	62	164	20	7	.514	.375	10
	SAN FRANCISCO (NL)	.347	21	49	11	17	2	0	6	14	0	0	0	5	21	1	1	.755	.407	0
2016	Sacramento (AAA)	.273	53	194	44	53	8	2	16	35	0	2	26	66	1	1	.582	.365	1	
	SAN FRANCISCO (NL)	.236	63	127	22	30	3	1	5	14	0	0	5	19	44	0	1	.394	.358	0
2017	Sacramento (AAA)	.232	30	112	22	26	5	0	3	8	0	0	0	21	31	1	1	.357	.353	1
	SAN FRANCISCO (NL)	.247	51	166	14	41	12	2	4	23	0	0	1	10	54	2	1	.416	.294	2
2018									Did Not Play											
2019	Salt Lake (AAA)	.266	96	346	71	92	19	1	24	75	0	0	3	72	125	2	1	.535	.394	6
	LOS ANGELES (AL)	.000	5	12	1	0	0	0	0	0	0	0	0	3	8	0	0	.000	.200	0
Minor League Totals		.261	807	2867	500	749	146	27	127	445	9	11	51	439	992	97	38	.464	.368	42
Major League Totals		.249	140	354	48	88	17	3	15	51	0	0	6	37	127	3	3	.441	.330	2

CAREER FIELDING

POS	G	PO	A	E	PCT	TC	DP
OF	104	153	5	2	.988	160	1



NON-ROSTER INVITEE

PEDRO

PAYANO

46 RHP

@pedro_payano

HT 6-2 WT 170 BT R TH R

OPENING DAY AGE: 25
 BIRTHDATE: SEPTEMBER 27, 1994
 BIRTHPLACE: NEW YORK, NY
 RESIDES: SAN FRANCISCO DE MACORÍS, DR
 MLB SERVICE TIME: 0 YEARS, 26 DAYS
 SIGNED BY: RODOLFO ROSARIO (TEXAS)
 HOW OBTAINED: SIGNED AS MINOR LEAGUE FREE AGENT
 ON JANUARY 9, 2020
 CONTRACT STATUS: SIGNED THROUGH 2020

PAYANO, PEDRO

2019 SEASON

- Split his season between Frisco (AA), Nashville (AAA), and the Texas Rangers.
- Made his major league debut with Texas on July 6...Pitched a scoreless, hitless inning of relief against Minnesota...Picked up his first major league win on July 23 at Seattle (5.0 IP, ER, 7 SO).

2017 SEASON

- Earned Carolina League Pitcher of the Week honors for the week of May 21.

2016 SEASON

- Was named an *MiLB.com* Organizational All-Star for Hickory (A).
- Earned Pitcher of the Week honors for the week of May 1...Was named a South Atlantic League Mid-Season All-Star.

2015 SEASON

- Earned South Atlantic League Pitcher of the Week honors for the week of August 10.
- His 1.11 ERA (11 earned runs/89.0 innings) led the minors (min. 80.0 innings).

2012 SEASON

- Made his pro debut for the DSL Rangers (R).

CAREER TRANSACTIONS

- Pedro Julio Payano [PIE-ah-noh] was signed by the Texas Rangers as a non-drafted free agent on July 2, 2011.
- Signed by the New York Mets as minor league free agent with an invite to spring training on January 9, 2020.

CAREER STATISTICS

YEAR	TEAM	W-L	ERA	G	GS	CG	SHO	SV	IP	H	R	ER	HR	HB	BB	SO	WP	BK
2012	DSL Rangers (R)	2-3	5.53	12	9	0	0	0	42.1	44	28	26	1	5	18	26	7	1
2013	DSL Rangers (R)	5-5	3.34	14	12	0	0	0	67.1	66	29	25	6	3	11	56	8	1
2014	DSL Rangers1 (R)	7-2	2.95	14	14	1	1	0	76.1	68	31	25	3	8	17	65	8	1
2015	Hickory (A)	3-1	1.10	6	5	0	0	0	32.2	27	4	4	1	2	10	31	3	0
	AZL Rangers (R)	6-0	1.55	8	4	0	0	0	40.2	33	8	7	0	5	9	46	5	0
	DSL Rangers1 (R)	1-1	0.00	3	3	1	1	0	15.2	9	2	0	0	1	3	24	3	0
2016	Hickory (A)	3-3	2.08	15	13	1	1	0	73.2	59	22	17	2	5	29	82	2	1
2017	Frisco (AA)	4-5	3.63	17	16	0	0	0	84.1	76	37	34	4	16	42	77	6	2
	Down East (A)	2-3	4.26	9	9	0	0	0	50.2	36	25	24	5	9	22	41	3	0
2018	Frisco (AA)	5-10	5.54	25	22	0	0	0	118.2	120	83	73	15	17	48	87	12	0
2019	TEXAS (AL)	1-2	5.73	6	4	0	0	0	22.0	26	17	14	3	1	15	17	1	0
	Nashville (AAA)	2-3	5.44	11	10	0	0	0	41.1	42	33	25	8	6	28	44	3	0
	Frisco (AA)	3-1	4.43	8	8	0	0	0	42.2	30	21	21	3	3	18	49	6	0
Minor League Totals		43-37	3.68	142	125	3	3	0	686.1	610	323	281	48	80	255	628	66	6

MAJOR LEAGUE HITTING TOTALS

YEAR	TEAM	AVG	G	AB	R	H	2B	3B	HR	RBI	SH	SF	HB	BB	SO	SB	CS	SLG	OBP	E
2019	TEXAS (AL)	.000	1	1	0	0	0	0	0	0	0	0	0	0	1	0	0	.000	.000	0

CAREER FIELDING

POS	G	PO	A	E	PCT	TC	DP
P	6	0	2	0	1.000	2	1



NON-ROSTER INVITEE

DAVID
PETERSON

77 LHP

@ _David_Peterson
 @david_peterson_3

HT **6-6** WT **240** BT **L** TH **L**

OPENING DAY AGE: **24**
 BIRTHDATE: **SEPTEMBER 3, 1995**
 BIRTHPLACE: **DENVER, CO**
 RESIDES: **DENVER, CO**
 MLB SERVICE TIME: **0 YEARS, 0 DAYS**
 SIGNED BY: **JIM REEVES**
 HOW OBTAINED: **METS FIRST-ROUND PICK (20TH) IN THE 2017 FIRST-YEAR PLAYER DRAFT**
 CONTRACT STATUS: **SIGNED THROUGH 2020**

2019 SEASON

- Reached career-high marks in starts (24) and strikeouts (122) while spending the entire season at Binghamton (AA).
- Spent time on the Minor League 7-Day Injured List with a lower back strain from July 18 (retroactive to July 17)-August 3.
- Recorded a season-high 10 strikeouts in his last start of the year, August 30 vs. Hartford.

2018 SEASON

- Was the Sterling Award recipient for Columbia (A)...Posted a 1.82 (12 earned runs/59.1 innings) in nine starts for the Fireflies before being promoted to St. Lucie (A)...Tossed a career-high 8.0 innings in his last start before his promotion.
- Did not allow an earned run over his final four starts of the season (23.0 innings).
- Overall, had a 3.16 ERA (45 earned runs/128.0 innings) in 22 starts between Columbia (A) and St. Lucie (A).
- Was named a mid-season South Atlantic League All-Star.
- Made 13 starts for the St. Lucie Mets (A) of the Florida State League...Went 6-6 with a 4.33 ERA (33 earned runs/68.2 innings) in those games.
- Was the Florida State League Pitcher of the Week for the week ending September 3...Made one start that week, firing 5.0 shutout frames with nine strikeouts, no walks and just two hits allowed.

2017 SEASON

- In his first professional season, made three starts for Brooklyn (A) of the New York-Penn League... Allowed one run, earned, in 3.2 innings with six punchouts and one walk.
- After allowing an earned run on two hits in his first professional inning, pitched 2.2 scoreless frames over his next two starts with five strikeouts and one walk.

BACKGROUND

- David John Peterson graduated from Regis Jesuit (CO) High School, where he earned First-Team All-Continental League honors as a senior.
- Was originally selected in the 28th round of the 2014 First-Year Player Draft by the Boston Red Sox but did not sign.
- Attended the University of Oregon...Struck out a school-record 140 batters in 100.1 innings as a junior for the Ducks...Was named to the All-Pac 12 team, a first-team All American by Collegiate Baseball and a semi-finalist for the Golden Spikes Award...His 273 career strikeouts at Oregon are second-most in the school's history while his 19 career victories are sixth-most.

CAREER TRANSACTIONS

- Selected by the New York Mets in the first round (20th overall) of the 2017 First-Year Player Draft.

CAREER STATISTICS

YEAR	TEAM	W-L	ERA	G	GS	CG	SHO	SV	IP	H	R	ER	HR	HB	BB	SO	WP	BK
2017	Brooklyn (A)	0-0	2.45	3	3	0	0	0	3.2	4	1	1	0	0	1	6	3	0
2018	Columbia (A)	1-4	1.82	9	9	0	0	0	59.1	46	16	12	1	4	11	57	0	1
	St. Lucie (A)	6-6	4.33	13	13	0	0	0	68.2	74	39	33	1	4	19	58	1	0
2019	Binghamton (AA)	3-6	4.19	24	24	0	0	0	116.0	119	63	54	9	6	37	122	3	2
Minor League Totals		10-16	3.63	49	49	0	0	0	247.2	243	119	100	11	14	68	243	7	3



RICK

PORCELLO

22 RHP

@RickPorcello

HT 6-5 WT 205 BT R TH R

OPENING DAY AGE: 31
BIRTHDATE: DECEMBER 27, 1988
BIRTHPLACE: MORRISTOWN, NJ
RESIDES: MORRISTOWN, NJ
MLB SERVICE TIME: 10 YEARS, 170 DAYS
SIGNED BY: BILL BUCK (DETROIT)
HOW OBTAINED: SIGNED AS A FREE AGENT ON DECEMBER 16, 2019
CONTRACT STATUS: SIGNED THROUGH 2020

CY YOUNG: 2016

CAREER HIGHLIGHTS

- Won the 2016 AL Cy Young Award after going 22-4 with a 3.15 ERA and a 1.01 WHIP in 33 starts for Boston...Was also tabbed AL Comeback Player of the Year by MLB, Pitcher of the Year by the Boston Baseball Writers, and AL Outstanding Pitcher by the Players Choice Awards.
- Earned his first career World Series championship as a member of the Red Sox in 2018 after a 108-win season.
- Named AL Pitcher of the Month for September 2016 and AL Rookie of the Month for May 2009.
- Finished in third place in the 2009 American League Rookie of the Year voting, behind Andrew Bailey and Elvis Andrus... Received seven first-place votes.
- Is one of two pitchers to start at least 32 games in each of the last four seasons (Justin Verlander), and is one of 11 pitchers to earn double-digit wins each year since 2016...Is one of five pitchers to record double-digit wins in 10 of the last 11 years.
- Since his rookie year in 2009, has tossed 2,037.1 innings, the ninth-most in baseball in that stretch.
- Among active pitchers, owns the sixth-best BB/9 ratio, walking 2.09 batters per 9.0 innings (min. 1,000.0 innings)...He, Jordan Zimmermann, Zack Greinke and Stephen Strasburg are the only starting pitchers to record a BB/9 of less than 3.0 in each of the past 11 seasons.
- Since his rookie season, is one of four pitchers to record at least 150.0 innings in each of the last 11 seasons (Max Scherzer, Zack Greinke and Jon Lester)...Porcello, Scherzer and Lester are the only starters since 2009 to record at least 27 starts in each season.

2019 SEASON

- Surpassed career milestones of 2,000.0 innings (2,037.1) and 1,500 strikeouts (1,507)...Finished the season one win shy of 150, ranking fifth among active pitchers with 149 wins.

2018 SEASON

- Ranked among AL leaders in wins (17, tied for fourth), starts (33, tied for third), innings (191.1, tied for 10th), and strikeouts (190, 14th).
- Recorded a career-high 190 strikeouts, surpassing his previous high of 189 in 2016...Also owned a career-best 8.94 K/9...His previous career-best was 8.01 in 2017.

CAREER BESTS

WIN STREAK
8 games

5/22/1-7/29/16

LOSS STREAK
6 games

5x, last, 5/22/15 - 6/20/15

STRIKEOUTS, GAME
13 strikeouts

9/1/15, Boston vs. New York-AL

DOUBLE-DIGIT STRIKEOUT
GAMES
5 games

last, 10 strikeouts, 8/14/18,
Boston at Philadelphia

LONGEST OUTING, STARTER
9.0 innings

7x, last, 8/3/18,
Boston vs. New York-AL

MOST WALKS, GAME
6 walks

5/29/14, Detroit at Oakland

SCORELESS STREAK
25.0 innings
6/15/14-7/1/14

LAST COMPLETE GAME
8/3/18, Boston vs. New York (AL)

LAST COMPLETE-GAME
SHUTOUT

8/20/14, Detroit at Tampa Bay

FEWEST HITS, COMPLETE GAME
1 hit

8/3/18, Boston vs. New York-AL

FEWEST WALKS, COMPLETE
GAME
0 walks

6x, last, 8/3/18,
Boston vs. New York-AL

PORCELLO, RICK

- Held a 1.40 ERA (four earned runs/25.2 innings) through his first four starts, and gave up three or less earned runs in each of his first seven starts.
- Tossed back-to-back scoreless starts of at least 6.0 innings and no walks on April 12 against New York (AL) and April 18 at Los Angeles (AL).
- Did not allow a walk in 22.2 straight innings from the fourth inning on March 31 at Tampa Bay through his final frame on April 18 at Los Angeles (AL).
- Held New York (AL) to two hits over 7.0 scoreless innings on April 12, his second career start with at least 7.0 innings and two or fewer hits allowed (also, May 22, 2011 with Detroit at Pittsburgh).
- Tossed a one-hitter on August 3 against New York (AL), allowing only a solo home run to Miguel Andújar, and striking out nine...Retired his final 21 batters...Threw just 86 pitches the fewest by any pitcher in a CG since San Francisco's Yusmeiro Petit on September 9, 2014 vs. Arizona (83).
- Recorded a season-high 10 strikeouts on August 14 at Citizens Bank Park against Philadelphia while allowing just two hits and one run while walking none.

POSTSEASON

- In Game 1 of the ALDS vs. NY (AL), started the eighth inning and recorded two outs (0.2 IP, H).
- Started and won the Sox' ALDS-clinching victory over the Yankees (5.0 IP, 4 H, ER, K).
- Threw a perfect eighth inning of relief in Game 2 of the ALCS vs the Astros, striking out two.
- Started Game 4 of the ALCS at Houston...Did not factor into the decision (4.0 IP, 7 H, 4 ER).
- Allowed only one run on three hits in 4.2 innings in Game 3 of the World Series at Dodger Stadium, while walking one and striking out five.

2017 SEASON

- Ranked among AL leaders in starts (33, tied for third), innings (203.1, fifth), strikeouts (181, ninth), K/9 (2.12, fifth), and K/BB (3.77, seventh).
- Lost a major-league high nine quality starts... Received zero runs of support in 10 of his 17 losses and either one or two runs in his other seven...Allowed two earned runs or fewer in seven of his losses.
- Threw 6.0 or more innings in 19 consecutive starts from April 19 to July 28, the majors' longest streak of the season.
- Made his first career Opening Day start on April 3 vs. Pittsburgh and earned the win (6.1 IP, 6 H, 3 ER, BB, 5 SO).

- Recorded his 1,000th career strikeout on April 9 at Detroit (Victor Martinez in the first inning).
- Tossed an immaculate inning on August 9 at Tropicana Field.

POSTSEASON

- Started Game 4 of the ALDS vs. Houston but did not factor into the decision after allowing two earned runs over four innings...Also allowed five hits and three walks while punching out five batters.
- Also tossed 1.0 inning of relief in Game 1, retiring the Astros in order in the eighth inning.

2016 SEASON

- Earned the BBWAA American League Cy Young Award after leading the majors in wins (22) and K/BB ratio (5.91)...He and Corey Kluber were the only two pitchers listed on every ballot...Was also named the American League Comeback Player of the Year by MLB, Pitcher of the Year by the Boston chapter of the BBWAA, and AL Outstanding Pitcher by the Players Choice Awards.
- Finished among AL leaders with a 3.15 ERA (78 earned runs/223.0 innings) (fifth), a 1.01 WHIP (second), a .230 opponents' average (sixth), 189 strikeouts (eighth), 223.0 innings (fourth), three complete games (tied for third), 26 quality starts (second, tied for second in MLB), and an .846 winning percentage (second, second in MLB).
- Set career bests in starts (33), wins (22), ERA (3.15), innings (223.0), strikeouts (189), WHIP (1.01), opponent AVG (.228), and K/BB (5.91).
- From June 28 through the end of the season, recorded 17 quality starts in 18 outings...Went 14-2 in that stretch with a 2.58 ERA (37 earned runs/129.0 innings).
- Earned his 100th career win on August 9 vs. New York (AL).
- Named AL Pitcher of the Month for September.

POSTSEASON

- Started Game 1 of the ALDS at Cleveland and was dealt the loss, tossing 4.1 innings of six-hit, five-run ball, allowing five earned runs, three homers, and striking out six batters.

2015 SEASON

- Had a team-leading 149 strikeouts over 28 starts in his first season with Boston.
- Placed among AL leaders in SO/BB ratio (eighth, 3.92) and BB/9.0 IP (ninth, 1.99).
- Made his 200th career start on July 29 vs. Chicago (AL).

2014 SEASON

- Led the AL with three shutouts and finished tied for second in complete games (three), tied for eighth in wins, and eighth in BB/9.0 IP (1.8)...Induced 30 opponent GDP, second most in the majors.
- Had a career-long streak of 25.0 straight scoreless IP from June 15-July 1.
- Tossed back-to-back shutouts on June 26 at Texas and July 1 vs. Oakland...Threw his third shutout of the season on August 20 at Tampa Bay.

2013 SEASON

- Was 7-2 with a 3.71 ERA in 14 outings (12 starts) after the All-Star break.
- Tossed his first career complete game on September 10 at Chicago (AL).

POSTSEASON

- Made two appearances in the postseason, one each in the ALDS at Oakland (Game 2) and ALCS at Boston (Game 2).

2012 SEASON

- Made 31 starts for the second-straight season.
- Made the 100th start of his career on June 2 vs. New York (AL). Did not give up a home run in nine starts from June 13-August 1 (54.0 IP).

POSTSEASON

- Threw 1.1 innings in two relief outings...Retired the only batter he faced in Game 3 of the ALDS at OAK (Yoenis Céspedes) to strand a runner at first base in the bottom of the 8th inning...Tossed a perfect 8th inning of Game 1 of the World Series at San Francisco, his first appearance in the Fall Classic.

2011 SEASON

- With 14 wins, became the first major leaguer since Dwight Gooden (1984-87) to post three straight seasons with double-digit wins prior to turning 23 years old.

POSTSEASON

- Made 1st career postseason appearance for Detroit in Game 4 of the ALDS vs. New York (AL) (6.0 IP, 5 H, 4 R)...Pitched 9.0 innings in three ALCS appearances (one start).

2010 SEASON

- Made 27 starts in his second season in the Majors.
- Optioned to Triple-A Toledo on June 20 and started four games with the Mud Hens before July 17 recall...Remained with Detroit for the remainder of the season.

2009 SEASON

- Spent the entire season in the Tigers' rotation as a 20-year-old in his rookie season...Led all rookies in wins, going 14-9 with a 3.96 ERA (75 earned runs/170.2 IP) and 89 strikeouts...Finished third in the AL Rookie of the Year voting and was selected to Baseball America's All-Rookie Team.
- According to Elias, was just the second pitcher since 1972 age 20 or younger with 14 or more wins in a season, joining Mets' Dwight Gooden in 1984 (17) and 1985 (24).
- Made his major league debut vs. Toronto on April 9.
- Earned his first career win on April 19 at Seattle.
- Named AL Rookie of the Month in May after going 5-0 with a league-leading 1.50 ERA (five earned runs/30.0 IP) in five starts...According to Elias, was the second pitcher in ML history to post a 5-0 record with an ERA of 1.50 or better over any five-start stretch at age 20 or younger, joining Dwight Gooden in 1984 (5-0, 1.43 ERA at age 19).
- Won and allowed no more than one run in four straight starts to begin May...According to Elias, was only the sixth pitcher since 1900 to win four straight starts while allowing one run or less in a season prior to turning 21...Joined Christy Mathewson (six starts in 1901 at age 20), Chief Bender (four in 1903 at age 19), Walter Johnson (five in 1908 at age 20), Fernando Valenzuela (seven in 1981 at age 20), and Kerry Wood (four in 1998 at age 20) in accomplishing the feat.
- From May 5-June 18, became the first major leaguer under age 21 to win seven of nine starts since Dwight Gooden did so in 1985 (Source: Elias)...No AL pitcher had done so since Jim Palmer in 1966.
- Ejected on August 11 at Boston following a bench-clearing incident in the second inning...Served a five-game suspension (8/12-17). Named Tigers Pitcher of the Month for September.

2008 SEASON

- Made his pro debut with High-A Lakeland and led the Florida State League with a 2.66 ERA in 24 starts... Earned FSL Mid-Season and Post-Season All-Star honors.
- Was Florida State League Pitcher of the Week for the week of May 11.

BACKGROUND

- Went to Seton Hall Preparatory School in West Orange, NJ, 21 miles away from Citi Field...Grew up rooting for the Mets.
- Spent one season in the Minor Leagues before being called up and placed on the Tigers' 2009 Opening Day Roster.

CAREER TRANSACTIONS

- Selected by the Detroit Tigers in the first round (27th overall) of the 2007 First-Year Player Draft.
- Acquired by Boston from Detroit on December 11, 2014 in exchange for OF Yoenis Céspedes, RHP Alex Wilson, and LHP Gabe Speier.
- On the 15-Day Disabled List, August 2, 2015 (retroactive to July 30, 2015), with a right triceps strain.
- Signed a one-year contract with the New York Mets on December 16, 2019.

CAREER STATISTICS

YEAR	TEAM	W-L	ERA	G	GS	CG	SHO	SV	IP	H	R	ER	HR	HB	BB	SO	WP	BK
2008	Lakeland (A)	8-6	2.66	24	24	0	0	0	125.0	116	51	37	7	11	33	72	3	0
2009	DETROIT (AL)	14-9	3.96	31	31	0	0	0	170.2	176	81	75	23	3	52	89	6	1
2010	Toledo (AAA)	1-2	3.21	4	4	0	0	0	28.0	24	11	10	0	1	10	19	0	1
	DETROIT (AL)	10-12	4.92	27	27	0	0	0	162.2	188	96	89	18	7	38	84	11	3
2011	DETROIT (AL)	14-9	4.75	31	31	0	0	0	182.0	210	103	96	18	8	46	104	12	0
2012	DETROIT (AL)	10-12	4.59	31	31	0	0	0	176.1	226	101	90	16	6	44	107	6	0
2013	DETROIT (AL)	13-8	4.32	32	29	1	0	0	177.0	185	87	85	18	3	42	142	6	1
2014	DETROIT (AL)	15-13	3.43	32	31	3	3	0	204.2	211	89	78	18	4	41	129	0	0
2015	Lowell (A)#	0-0	0.00	1	1	0	0	0	3.2	3	0	0	0	0	1	1	0	0
	Pawtucket (AAA)#	0-0	4.76	1	1	0	0	0	5.2	3	3	3	1	1	0	6	0	0
	BOSTON (AL)	9-15	4.92	28	28	0	0	0	172.0	196	103	94	25	10	38	149	12	1
2016	BOSTON (AL)	22-4	3.15	33	33	3	0	0	223.0	193	85	78	23	13	32	189	3	0
2017	BOSTON (AL)	11-17	4.65	33	33	2	0	0	203.1	236	125	105	38	6	48	181	5	0
2018	BOSTON (AL)	17-7	4.28	33	33	1	0	0	191.1	177	97	91	27	16	48	190	3	1
2019	BOSTON (AL)	14-12	5.52	32	32	0	0	0	174.1	198	114	107	31	6	45	143	5	2
Minor League Totals		9-8	2.77	30	30	0	0	0	162.1	146	65	50	8	13	44	98	3	1
Major League Totals		149-118	4.36	343	339	10	3	0	2037.1	2196	1081	988	255	82	474	1507	69	9

#- rehabilitation assignment

CAREER PLAYOFF STATISTICS

YEAR	RND	TEAM/OPP	W-L	ERA	G	GS	CG	SHO	SV	IP	H	R	ER	HR	HB	BB	SO	WP	BK
2011	ALDS	DET vs. NYY	0-1	6.00	1	1	0	0	0	6.0	5	4	4	0	2	1	5	0	0
	ALCS	DET vs. TEX	0-0	4.00	3	1	0	0	0	9.0	10	5	4	0	0	1	7	0	0
2012	ALDS	DET vs. OAK	0-0	0.00	1	0	0	0	0	0.1	00	0	0	0	0	0	0	0	0
	ALCS	DET vs. NYY								Did Not Pitch									
	WS	DET vs. SF	0-0	0.00	1	0	0	0	0	1.0	0	0	0	0	0	0	1	0	0
2013	ALDS	DET vs. OAK	0-0	***	1	0	0	0	0	0.0	1	0	0	0	0	0	0	0	0
	ALCS	DET vs. BOS	0-1	***	1	0	0	0	0	0.0	2	1	0	0	0	0	0	0	0
2016	ALDS	BOS vs. CLE	0-1	10.38	1	1	0	0	0	4.1	6	5	5	3	1	0	6	0	0
2017	ALDS	BOS vs. HOU	0-0	4.50	2	1	0	0	0	4.0	5	2	2	0	1	3	4	1	0
2018	ALDS	BOS vs. NYY	1-0	1.59	2	1	0	0	0	5.2	5	1	1	0	0	0	1	0	0
	ALCS	BOS vs. HOU	0-0	7.20	2	1	0	0	0	5.0	7	4	4	2	1	1	5	0	0
	WS	BOS vs. LAD	0-0	1.93	1	1	0	0	0	4.2	3	1	1	1	0	1	5	0	0
Postseason Totals			1-3	4.73	16	7	0	0	0	40.0	44	23	21	6	5	7	34	2	0
LDS Totals			1-2	5.31	8	4	0	0	0	20.1	22	12	12	3	4	4	16	1	0
LCS Totals			0-1	5.14	6	2	0	0	0	14.0	19	10	8	2	1	2	12	1	0
World Series Totals			0-0	1.59	2	1	0	0	0	5.2	3	1	1	1	0	1	6	0	0

MAJOR LEAGUE HITTING TOTALS

YEAR	TEAM	AVG.	G	AB	R	H	2B	3B	HR	RBI	SH	SF	HBP	BB	SO	SB	CS	SLG	OBP	E
2019	BOSTON (AL)	.000	3	6	0	0	0	0	0	0	0	0	0	0	2	0	0	.000	.000	1
TOTAL		.178	24	45	1	8	2	0	0	5	3	0	0	0	19	0	0	.222	.178	26

Most Hits, Game — 2, June 12, 2009 at Pittsburgh

Most RBI, Game — 3, July 2, 2018 at Washington

CAREER FIELDING

POS	G	PO	A	E	PCT	TC	DP
P	343	137	221	26	.932	384	19



NON-ROSTER INVITEE

ERASMO

RAMÍREZ

43 RHP

HT	6-0	WT	220	BT	R	TH	R
----	-----	----	-----	----	---	----	---

OPENING DAY AGE: 29
BIRTHDATE: MAY 2, 1990
BIRTHPLACE: RIVAS, NICARAGUA
RESIDES: RIVAS, NICARAGUA
MLB SERVICE TIME: 5 YEARS, 164 DAYS
SIGNED BY: BOB ENGLE AD AND UBALDO HEREDIA (SEATTLE)
HOW OBTAINED: SIGNED A MINOR LEAGUE CONTRACT WITH AN INVITE TO SPRING TRAINING ON JANUARY 26, 2020
CONTRACT STATUS: SIGNED THROUGH 2020

2019 SEASON

- Made one appearance in relief for Boston...Spent the majority of the season with Pawtucket (AAA).
- Pitched 3.0 innings of relief for Boston on April 16 against New York-AL in his lone big league appearance of the season.

2018 SEASON

- Missed more than three months of the season on the disabled list with right shoulder injuries.

2017 SEASON

- Placed on the paternity leave list from May 4-6 for the birth of his first child, Addison Marie.

2016 SEASON

- Went 7-11 with a 3.77 ERA (38 earned runs/90.2 innings) in 64 games (one start) with the Rays.
- Led the majors with 35 relief appearances of four outs or more... His 20 relief outings of 2.0 or more innings pitched were tied for the most in the majors.
- Earned his first career save on August 9 at Toronto (nine batters faced, 27 pitches).

2015 SEASON

- Set career highs in wins, starts, innings and strikeouts (126).

2014 SEASON

- Made the Mariners' Opening Day roster.
- Posted a scoreless streak of 19.2 innings from June 3-24...Made three consecutive scoreless starts on June 9 at Tampa Bay, June 14 vs. Texas, and June 19 at San Diego, allowing just nine hits.
- Optioned on June 25...Recalled by Seattle for a start on July 22 vs. the Mets and struck out a career-high-tying 10 in 7.0 innings.

2012 SEASON

- At 21 years old, was the youngest player on any MLB Opening Day roster...Made his major league debut on April 9 at Texas at 21 years and 343 days old...Allowed one earned run in 3.0 innings.
- Earned his first major league win on September 11 at Toronto, tossing 7.0 innings of two-run ball.

2010 SEASON

- Named Single-A Clinton's Pitcher of the Year...Tabbed a Midwest League mid-season and postseason All-Star.

CAREER BESTS

WIN STREAK

4 games

2x, last 5/30/15-6/15/15

LOSS STREAK

7 games

2x, last 6/20/16-9/8/16

STRIKEOUTS, GAME

10 strikeouts

3x, last 9/22/17, Seattle vs. Cleveland

DOUBLE-DIGIT STRIKEOUT GAMES

3 games

last, 10 strikeouts, 9/22/17, Seattle vs. Cleveland

LONGEST OUTING, STARTER

8.0 innings

3x, last, 9/22/17, Seattle vs. Cleveland

MOST WALKS, GAME

5 walks

3x, last, 5/24/15, Tampa Bay vs. Oakland

SCORELESS STREAK

19.2 innings

6/3/14-6/24/14

RAMÍREZ, ERASMO

2009 SEASON

- Named Mariners Minor League Pitcher of the Year, as well as the Venezuelan Summer League's Most Valuable Player and Pitcher.
- Went 11-1 and led the VSL in wins, ERA (0.51), strikeouts (80), and innings (88.0).

2008 SEASON

- Made his pro debut for the VSL Mariners (R).

BACKGROUND

- Full name is Erasmo [eh-RAHSS-mo] Jose Ramírez Olivera.
- Pitched for MLB in the 2018 Japan All-Star Series.
- Is one of only 15 Nicaraguan-born players to play in MLB history (one of 11 pitchers).
- Named Nicaragua Athlete of the Year in 2011 and 2013 by the Instituto Nicaraguense de Deportes.

CAREER TRANSACTIONS

- Signed by the Seattle Mariners as a non-drafted free agent on September 1, 2007.

- Originally signed by Seattle as a non-drafted free agent out of Nicaragua in 2007.
- On the 15-day disabled list from July 1-August 4, 2012 with a right elbow flexor strain.
- Acquired by the Tampa Bay Rays from the Seattle Mariners in exchange for LHP Mike Montgomery on March 31, 2015.
- Acquired by the Seattle Mariners from Tampa Bay in exchange for RHP Steve Cishek on July 28, 2017.
- On the 10-Day Disabled List, March 28 (retroactive to March 26)-April 22, 2018 with a right shoulder-latissimus dorsi strain.
- On the 10-Day Disabled List, May 1-August 12, 2018 with a right teres major strain.
- Signed by the Boston Red Sox as a minor league free agent on December 18, 2018.
- Signed by the New York Mets as a minor league free agent with an invite to Spring Training on January 26, 2020.

CAREER STATISTICS

YEAR	TEAM	W-L	ERA	G	GS	CG	SHO	SV	IP	H	R	ER	HR	HB	BB	SO	WP	BK
2008	VSL Mariners (R)	4-1	2.86	13	11	1	0	0	63.0	67	23	20	2	2	9	46	5	2
2009	VSL Mariners (R)	11-1	0.51	14	13	0	0	0	88.0	54	10	5	1	7	5	80	4	0
2010	Clinton (A)	10-4	2.97	26	23	1	0	1	151.2	142	63	50	13	13	21	117	2	0
2011	Jackson (AA)	7-6	4.73	19	19	0	0	0	110.1	127	74	58	10	8	19	81	5	0
	Tacoma (AAA)	3-2	5.10	7	7	0	0	0	42.1	51	27	24	4	2	13	35	0	0
2012	SEATTLE	1-3	3.36	16	8	0	0	0	59.0	47	26	22	6	3	12	48	0	0
	Tacoma (AAA)#	6-3	3.72	15	15	0	0	0	77.1	81	45	32	5	4	18	58	8	0
2013	Jackson (AA)	0-0	1.80	1	1	0	0	0	5.0	3	2	1	0	0	2	3	0	0
	Tacoma (AAA)	3-3	3.09	7	7	0	0	0	43.2	43	17	15	4	1	14	42	0	0
	SEATTLE	5-3	4.98	14	13	0	0	0	72.1	79	44	40	12	3	26	57	0	0
	Everett (A)	0-0	1.69	1	1	0	0	0	5.1	6	2	1	0	0	1	10	1	0
2014	SEATTLE	1-6	5.26	17	14	0	0	0	75.1	82	44	44	13	6	34	60	3	0
	High Desert (A)#	0-1	7.50	1	1	0	0	0	6.0	8	6	5	2	0	2	7	0	0
	Tacoma (AAA)	6-5	3.65	15	14	0	0	0	86.1	92	43	35	8	4	13	67	9	0
2015	TAMPA BAY	11-6	3.75	34	27	0	0	0	163.1	145	73	68	16	9	40	126	3	0
2016	TAMPA BAY	7-11	3.77	64	1	0	0	2	90.2	90	39	38	14	4	26	63	7	0
2017	TAMPA BAY	4-3	4.80	26	8	0	0	1	69.1	66	39	37	10	1	16	55	1	0
	SEATTLE	1-3	3.92	11	11	0	0	0	62.0	57	31	27	12	1	15	54	0	0
2018	Modesto (A)#	0-0	3.00	1	1	0	0	0	3.0	4	1	1	0	0	1	3	0	0
	Tacoma (AAA)#	0-2	2.41	5	5	0	0	0	18.2	14	7	5	1	1	3	17	0	1
	SEATTLE	2-4	6.50	10	10	0	0	0	45.2	52	35	33	14	3	12	33	0	0
	Arkansas (AA)#	0-0	2.25	1	1	0	0	0	4.0	4	2	1	0	0	0	6	0	0
2019	BOSTON	0-0	12.00	1	0	0	0	0	3.0	4	4	4	2	1	1	1	0	0
	Pawtucket (AAA)	6-8	4.74	27	24	1	0	0	125.1	125	75	66	18	5	43	95	6	1
Minor League Totals		56-36	3.46	153	143	3	0	1	830.0	821	397	319	68	47	164	667	40	4
Major League Totals		32-39	4.40	193	92	0	0	3	640.2	622	335	313	99	31	182	497	14	0

rehabilitation assignment

MAJOR LEAGUE HITTING TOTALS

YEAR	TEAM	AVG.	G	AB	R	H	2B	3B	HR	RBI	SH	SF	HBP	BB	SO	SB	CS	SLG	OBP	E
2018	SEATTLE (AL)	.000	2	3	0	0	0	0	0	0	0	0	0	0	2	0	0	.000	.000	0
Career Totals		.143	14	14	0	2	0	0	0	1	0	0	0	0	2	0	0	.143	.143	2

Last Home Run — None

Most Hits, Game — 2, August 23, 2017 at Atlanta

Most RBI, Game — 1, August 23, 2017 at Atlanta

CAREER FIELDING

POS	G	PO	A	E	PCT	TC	DP
P	193	26	72	2	.980	100	4

MOST HITS BY A METS PITCHER IN A SEASON

Year	Hits	Pitcher	Year	Hits	Pitcher
1962	14	Jay Hook	1992	19	Dwight Gooden
1963	16	Al Jackson	1993	14	Dwight Gooden
1964	15	Tracy Stallard	1994	10	Bret Saberhagen
1965	12	Jack Fisher	1995	9	Bobby Jones
1966	13	Bob Shaw	1996	13	Jason Isringhausen
1967	11	Tom Seaver	1997	10	Rick Reed
1968	15	Tom Seaver	1998	9	Bobby Jones
1969	11	Tom Seaver	1999	11	Rick Reed
1970	17	Tom Seaver	2000	20	Mike Hampton
1971	18	Tom Seaver	2001	9	Steve Trachsel
1972	13	Tom Seaver	2002	10	Pedro Astacio
1973	15	Tom Seaver	2003	11	Steve Trachsel
1974	16	Jerry Koosman	2004	11	Tom Glavine
1975	17	Tom Seaver			Steve Trachsel
1976	17	Jerry Koosman	2005	13	Tom Glavine
		Jon Matlack	2006	9	Tom Glavine
1977	9	Craig Swan	2007	12	Tom Glavine
1978	14	Nino Espinosa	2008	11	Johan Santana
1979	10	Craig Swan	2009	7	Johan Santana
1980	10	Mark Bomback	2010	13	R.A. Dickey
1981	6	Pat Zachry	2011	8	R.A. Dickey
1982	8	Craig Swan	2012	12	Jonathon Niese
1983	10	Tom Seaver	2013	8	Dillon Gee
1984	14	Dwight Gooden			Jonathon Niese
1985	21	Dwight Gooden	2014	10	Jacob deGrom
1986	11	Sid Fernandez	2015	11	Jacob deGrom
1987	14	Dwight Gooden	2016	11	Noah Syndergaard
1988	18	Ron Darling	2017	15	Jacob deGrom
1989	18	David Cone	2018	11	Jacob deGrom
1990	14	David Cone			Zack Wheeler
		Dwight Gooden	2019	13	Jacob deGrom
1991	15	Dwight Gooden			Steven Matz



WILSON RAMOS

40 C

@WRamosC3

@wilsonramosc40

HT 6-1 WT 245 BT R TH R

OPENING DAY AGE: 32
BIRTHDATE: AUGUST 10, 1987
BIRTHPLACE: VALENCIA, VENEZUELA
RESIDES: VALENCIA, VENEZUELA
MLB SERVICE TIME: 9 YEARS, 47 DAYS
SIGNED BY: JOSÉ LEÓN (MINNESOTA)
HOW OBTAINED: SIGNED A FREE AGENT ON DECEMBER 18, 2018
CONTRACT STATUS: SIGNED THROUGH 2020

☆ ALL-STAR: 2016 (NL), 2018 (AL) ✕ SILVER SLUGGER: 2016 (NL)

CAREER HIGHLIGHTS

- Is a two-time All-Star (2016 and 2018) and a Silver Slugger recipient (2016).
- Since 2011, ranks in the top 10 among all catchers in home runs (122, tied for sixth), RBI (494, sixth), hits (859, sixth), batting average (.275, fourth), slugging (.437, fourth) and OPS (.759, sixth).
- Over the last four seasons, his .808 OPS is fourth-best among catchers (min. 1,000 PA).
- Is the only catcher to hit double-digit home runs in each of the last seven seasons.
- Has caught three no-hitters (September, 28, 2014 - Jordan Zimmermann vs. Miami; June 20, 2015 - Max Scherzer vs. Pittsburgh; October 3, 2015 - Max Scherzer vs. the Mets), all coming with Washington...According to Elias, became the first player to catch three no-hitters in a 162-game span.

2019 SEASON

- Owned baseball's longest hitting streak of the season (26 games) from August 3 to September 3...Hit .430 (43-100) during the streak and raised his season batting average from .256 to .298.
- His .288 batting average led all catchers in 2019...Also ranked second in hits (136), fourth in on-base percentage (.351), fifth in RBI (73), and tied for seventh in walks (44).
- His 73 runs batted in were the second-most of his career (had 80 RBI in 2016)... His 141 games played and 44 walks were both career-highs.
- Drove in six runs on August 3 - the day he started his 26-game hitting streak - against the Pirates, which set a new career high (drove in five runs three times before).
- Stole his first career base on August 23 against Atlanta.
- Tied his career-best with four hits three times this season, all in the month of August...Had four hits in a game five times prior to the 2019 season.
- Hit .346 (37-107) vs. lefties, the 10th-best batting average in baseball (min. 100 at-bats).
- Hit .307 (39-127) with runners in scoring position.
- Crushed the fourth grand slam of his career on May 14 at Washington against Jeremy Hellickson.

CAREER BESTS

HITS, GAME

4 hits

8x, last, 8/31/19,
New York (NL) at Philadelphia

HOME RUNS, GAME

2 home runs

8x, last, 5/25/19,
New York (NL) vs. Detroit

MULTI-HR GAMES

8 multi-home run games

8 two-home run games

LEADOFF HR

None

INSIDE-THE-PARK HR

None

WALK-OFF HOME RUNS

1 walk-off home run

6/21/11, Washington vs. Seattle
(David Pauley)

PINCH-HIT HOME RUNS

1 pinch-hit home run

6/9/11, Washington at San Diego
(Pat Neshek)

RBI, GAME

6 RBI

8/3/19

New York (NL) vs. Pittsburgh

STOLEN BASES, GAME

1 stolen base

8/23/19, New York (NL) vs. Atlanta

HITTING STREAK

26 games

8/3/19-9/3/19

GRAND SLAMS

4 grand slams

last, 5/14/19, New York (NL) at
Washington (Jeremy Hellickson)

2018 SEASON

- Named to his second-career All-Star team...Was voted the AL's starting catcher but did not play due to injury.
- Was on the 10-Day Disabled List, July 18-August 14 (left hamstring strain)...While on the DL, was acquired by the Phillies from Tampa Bay on July 31 in exchange for a player to be named later or cash considerations.
- Among catchers, ranked third in RBI (65) and seventh in extra-base hits (36)...Had the 10th-most homers in that group (15).
- His 130 OPS+ was the second-best by a catcher (J.T. Realmuto had a 131 OPS+).
- Ranked second in the majors with a .402 average (39-97) with runners in scoring position (min. 110 PA)...Only Houston's Yuli Gurriel (.403) had a higher average with RISP.

2017 SEASON

- Returned from a torn right ACL and made his Rays debut on June 24...Batted .260 (54-208) with six doubles, 11 home runs and 35 RBI in 64 games, including 57 starts behind the plate.
- Suffered a head laceration after he was struck by Rubén Tejada's broken bat on July 24 vs. Baltimore...Received six staples...Was used as a pinch-hitter the next night and returned to the starting lineup on July 26.

2016 SEASON

- Tore his right ACL on September 26 vs. Arizona as he leapt for a throw to home plate...Underwent surgery to repair his ACL, medial meniscus and lateral meniscus on October 14.
- Won his first Silver Slugger Award and received two eighth-place votes for NL MVP, finishing tied for 18th in the balloting for that honor.
- Named an All-Star for the first time in his career...Caught 3.0 innings in the Midsummer Classic for the National League.
- His .307 average ranked ninth in the NL.
- Led all NL catchers in slugging percentage and tied with Buster Posey for the league lead in RBI...Ranked second in that group in batting average and homers and tied for second with 47 extra-base hits.
- Led the majors with a 3.45 catcher's ERA.

2015 SEASON

- Appeared in 128 games for Washington, making 122 starts as their backstop.

- Threw out a career-best 36.2 percent (17-47) of attempted basestealers, the fourth-highest rate in the majors.
- Recorded a career-best 19-game hitting streak from April 24-May 19...Batted .365 (27-74) during that time.

2014 SEASON

- Was limited to 88 games after making a pair stints on the Disabled List...Missed six weeks after suffering a broken left hamate bone on Opening Day...Strained his right hamstring in June and missed another 14 games.
- Placed on the Paternity List on August 5...Homered in his last game before (August 4 vs. Baltimore) and first game after (August 8 at Atlanta) the birth of his daughter, Antonella.

POSTSEASON

- Was the starting catcher for all four games in the NLDS against the Giants...Caught 44.0 innings in a five-day span, including the entirety of the Nats 2-1, 18-inning loss in Game 2.

2013 SEASON

- Was on the Disabled List twice due to a left hamstring strain (April 14-29 and May 16-July 4).
- Produced the best at-bats/homer ratio of his career, belting 16 home runs in 287 at-bats (17.94 AB/HR)...Was the third-best mark by a catcher.
- Returned from his second DL stint on July 4 and hit a three-run, go-ahead homer in the seventh inning vs. Milwaukee as part of a career-best-tying five-RBI output.
- Connected on his first career grand slam, July 28 vs. the Mets off Carlos Torres.

2012 SEASON

- Played in just 25 games...His season ended on May 12 at Cincinnati with a right medial meniscus tear...He injured the knee while chasing a passed ball in the seventh inning.
- Had surgeries performed by Dr. Richard Steadman in Vail, Colorado on June 1 (medial meniscus repair) and July 18 (right knee ACL healing response).

2011 SEASON

- Finished fourth in the NL Rookie of the Year balloting.
- Hit his first pinch-hit home run on June 9 at San Diego...On June 21 vs. Seattle, notched his first walk-off home run.

2010 SEASON

- Split his season between the Twins and Nationals organizations...Was dealt to Washington from Minnesota prior to the trade deadline in a three-player trade for RHP Matt Capps.
- Made his major league debut with Minnesota on May 2 at Cleveland, going 4-5 with a double... Became the first player in the majors with at least four hits in his debut since Colorado's Derrick Gibson (four) in 1998, and the first AL player since Detroit's Billy Bean in 1987.
- Added three hits in his second career game the following day, becoming the first player with at least seven hits within the first two games of his career since Boston's Nanny Fernandez in 1952.
- Hit his first career homer on September 8 vs. the Mets off R.A. Dickey.

2009 SEASON

- Was limited to 54 games with New Britain (AA) of the Eastern League...Missed a month with a broken tip of his left middle finger, then nearly two months with a hamstring injury.

2008 SEASON

- Was a mid-season and post-season All-Star with Fort Myers (A) of the Florida State League.

2006 SEASON

- Made his pro debut with the GCL Twins and was named a Gulf Coast League post-season All-Star.

BACKGROUND

- Full name is Wilson Abraham Ramos Campos... Last name is pronounced RAH-mos.
- Earned his nickname "The Buffalo" from Nationals teammate Ian Desmond...Desmond said of his catching prowess: "I don't know how you do that. No matter what, you're always ready to play. You're like a buffalo."
- Began catching when he was five years old... He would often accompany his mother to the ballpark, as she worked security at Venezuela's winter ball stadiums.
- Grew up idolizing and emulating Iván Rodríguez, whom he had as a teammate for the Hall of Famer's final two seasons in the majors (2010-11)...Ramos called the opportunity to learn from him "nothing short of a dream come true"...He says Pudge's biggest impact on him came in learning how to call a game...When Ramos took over Rodríguez's starting job in 2011, Pudge was fully supportive.

- Is the second of eight children...Two of his younger brothers played in the minors: David was a right-handed pitcher in the Nationals system, and Natanael caught in the Mets organization... Their uncle, Miguel Campos, was a catcher in the Cubs system whose career ended as a 20-year-old after being hit in the face by a pitch.
- Endured a well-publicized 51-hour abduction in his native Venezuela from November 9-11, 2011...Was freed in the remote mountains near Montalban by Venezuelan government forces.
- Underwent Lasik surgery during spring training prior to the 2016 season to help improve his vision...Ramos credits his improvements at the plate to the procedure.

CAREER TRANSACTIONS

- Signed by Minnesota as a non-drafted free agent on July 7, 2004.
- Acquired by the Washington Nationals along with LHP Joe Testa in exchange for RHP Matt Capps on July 30, 2010.
- On the 15-Day Disabled List, May 13, 2012, with a right medial meniscus tear...Transferred to the 60-Day Disabled List on May 15...Missed the rest of the season.
- On the 15-Day Disabled List, April 14-29, 2013, and May 16-July 4, 2013, with left hamstring strains.
- On the 15-Day Disabled List, April 2 (retroactive to April 1)-May 7, 2014, with a fractured hamate bone in his left hand.
- On the 15-Day Disabled List, June 11-26, 2014, with a right hamstring strain.
- On the Paternity List, August 5-7, 2014.
- On the Bereavement List, April 26-May 1, 2016.
- Signed by Tampa Bay as a free agent to a two-year contract, December 12, 2016.
- On the 60-Day Disabled List, April 1-June 24, 2016, as he recovered from surgery to repair a torn right ACL.
- On the 10-Day Disabled List, July 18 (retroactive to July 15)-August 15, 2018, with a left hamstring strain.
- Signed by the New York Mets as a free agent on December 18, 2018 to a two-year contract.

CAREER STATISTICS

YEAR	TEAM	AVG	G	AB	R	H	2B	3B	HR	RBI	SH	SF	HBP	BB	SO	SB	CS	SLG	OBP	E
2006	GCL Twins (R)	.286	46	154	18	44	12	1	3	26	1	3	2	12	14	4	2	.435	.339	9
2007	Beloit (A)	.291	73	292	40	85	17	1	8	42	0	0	5	19	61	1	1	.438	.345	2
2008	Fort Myers (A)	.288	126	452	50	130	23	2	13	78	0	5	6	37	103	0	1	.434	.346	8
2009	New Britain (AA)	.317	54	205	31	65	16	0	4	29	0	1	2	6	23	0	0	.454	.341	4
	GCL Twins (R)#	.316	5	19	4	6	1	1	3	6	0	0	0	0	0	0	0	.947	.316	0
2010	Rochester (AAA)	.241	71	278	25	67	14	0	5	30	2	0	3	12	49	1	2	.345	.280	5
	MINNESOTA (AL)	.296	7	27	2	8	3	0	0	1	0	0	1	0	3	0	0	.407	.321	0
	Syracuse (AAA)	.316	20	79	14	25	3	1	3	8	0	0	0	3	12	0	0	.494	.341	0
	WASHINGTON (NL)	.269	15	52	3	14	4	0	1	4	0	0	0	2	9	0	0	.404	.296	0
2011	WASHINGTON (NL)	.267	113	389	48	104	22	1	15	52	4	2	2	38	76	0	2	.445	.334	5
2012	WASHINGTON (NL)	.265	25	83	11	22	2	0	3	10	0	1	0	12	19	0	0	.398	.354	1
2013	WASHINGTON (NL)	.272	78	287	29	78	9	0	16	59	0	1	0	15	42	0	1	.470	.307	8
	Harrisburg (AA)#	.500	2	4	1	2	1	0	0	0	0	0	0	1	0	0	0	.750	.600	0
	GCL Nationals (R)#	.000	2	3	0	0	0	0	0	0	0	0	1	1	0	0	0	.000	.400	1
	Potomac (A)#	.000	3	10	0	0	0	0	0	0	0	0	1	1	1	0	0	.000	.167	0
2014	WASHINGTON (NL)	.267	88	341	32	91	12	0	11	47	0	3	0	17	57	0	0	.399	.299	5
	Hagerstown (A)#	.667	1	3	1	2	0	0	1	3	0	0	0	1	0	0	0	1.667	.750	0
	Harrisburg (AA)#	.182	3	11	1	2	0	0	1	4	0	0	0	0	1	0	0	.455	.182	0
	Potomac (A)#	.556	2	9	1	5	1	0	1	5	0	0	0	0	0	0	0	1.000	.556	0
2015	WASHINGTON (NL)	.229	128	475	41	109	16	0	15	68	0	8	0	21	101	0	0	.358	.258	6
2016	WASHINGTON (NL)	.307	131	482	58	148	25	0	22	80	0	4	2	35	79	0	0	.496	.354	3
2017	Charlotte (A)#	.143	5	14	0	2	1	0	0	0	0	0	0	1	3	0	0	.214	.200	0
	Durham (AAA)#	.250	8	28	4	7	2	0	2	5	0	0	0	2	1	0	0	.536	.300	0
	TAMPA BAY (AL)	.260	64	208	19	54	6	0	11	35	0	3	0	10	36	0	0	.447	.290	4
2018	TAMPA BAY (AL)	.297	78	293	30	87	14	0	14	53	0	0	0	22	61	0	0	.488	.346	4
	Clearwater (A)#	.444	3	9	2	4	3	0	0	0	0	0	0	0	2	0	0	.778	.444	0
	PHILADELPHIA (NL)	.337	33	89	9	30	8	1	1	17	0	2	0	10	19	0	0	.483	.396	1
2019	METS	.288	141	473	52	136	19	0	14	73	0	3	4	44	69	1	0	.416	.351	7
	Minor League Totals	.284	424	1570	192	446	94	6	44	236	3	9	20	96	270	6	6	.436	.332	29
	Major League Totals	.275	901	3199	334	881	140	2	123	499	4	27	9	226	571	1	3	.436	.322	44

#- rehabilitation assignment

CAREER PLAYOFF STATISTICS

YEAR	RND	TEAM/OPP	AVG	G	AB	R	H	2B	3B	HR	RBI	SH	SF	HBP	BB	SO	SB	CS	SLG	OBP	E
2014	NLDS	WAS vs. SF	.118	4	17	1	2	0	0	0	0	1	0	0	1	6	0	0	.118	.167	0

ALL-STAR GAME

YEAR	LEAGUE/SITE	AVG	G	AB	R	H	2B	3B	HR	RBI	SH	SF	HBP	BB	SO	SB	CS	SLG	OBP	E	
2016	NL/San Diego	.000	1	1	0	0	0	0	0	0	0	0	0	0	1	0	0	.000	.000	0	
2018	AL/Washington																				

Did Not Play - Injured

CAREER FIELDING

POS	G	PO	A	E	PCT	TC	DP
C	853	6623	445	44	.994	7112	29

MILESTONE HOME RUNS IN METS HISTORY

Home Run

#1
#1,000
#2,000
#2,500
#3,000
#4,000
#5,000
#6,000
#7,000
#7,500

Player

Gil Hodges
Cleon Jones
Dave Kingman
Darryl Strawberry
Howard Johnson
Bernard Gilkey
Jason Phillips
Anderson Hernandez
Jay Bruce
Pete Alonso

Date

4/11/62 at St. Louis
7/25/71 vs. Houston
5/6/83 vs. Cincinnati
4/16/87 at Philadelphia
5/5/90 vs. Houston
7/20/97 vs. Cincinnati
8/30/03 vs Philadelphia
9/13/09 at Philadelphia (G1)
9/4/16 vs. Washington
5/29/19 at Los Angeles-NL



JACOB

RHAME

35 RHP

@jRhame16

@jrhame16

HT	6-1	WT	215	BT	R	TH	R
----	-----	----	-----	----	---	----	---

OPENING DAY AGE: 27

BIRTHDATE: MARCH 16, 1993

BIRTHPLACE: ATLANTA, GA

RESIDES: CORINTH, TX

MLB SERVICE TIME: 1 YEARS, 40 DAYS

SIGNED BY: CALVIN JONES (LOS ANGELES-NL)

HOW OBTAINED: ACQUIRED FROM LOS ANGELES-NL IN EXCHANGE FOR OF CURTIS GRANDERSON ON AUGUST 20, 2017

CONTRACT STATUS: ARBITRATION ELIGIBLE AFTER 2021. FREE AGENT AFTER 2024

2019 SEASON

- Underwent right ulnar nerve transposition surgery on August 13 at the Hospital for Special Surgery.
- Received a two-game suspension from MLB on April 25 after hitting Philadelphia's Rhys Hoskins with a pitch on April 24... It was reduced to one game and he served it on July 18 at San Francisco.
- Held left-handers hitless (0-9)...Issued nine walks in 6.1 innings.
- Suffered the loss on July 19 at San Francisco...Allowed an unearned run in 1.2 innings in 1-0 loss in 10 innings.
- Was 3-2 with a 5.49 ERA (12 earned runs/19.2 innings) in 20 games with Syracuse (AAA)...Struck out 25 and issued six walks.

2018 SEASON

- Recalled for the 10th time during the year from Las Vegas (AAA) of the Pacific Coast League on August 31.
- Stranded 10 of 12 inherited runners...Retired 24 of 30 first batters faced.
- Collected his first major league save in his 12th career major league game on April 8 at Washington.
- Allowed 11 of his 21 earned runs over a seven-game stretch from July 31-September 4 (9.2 innings).

2017 SEASON

- Was acquired from the Los Angeles Dodgers on August 20 as the player-to-be-named-later to complete the August 19 trade that sent outfielder Curtis Granderson to the Dodgers.
- Recalled from Las Vegas (AAA) of the Pacific Coast League on September 1.
- Made his major league debut on September 2 at Houston in the first game of a doubleheader and tossed 1.1 scoreless innings.
- Earned his first major league win on September 30 at Philadelphia with 2.0 scoreless frames in a 7-4, 11-inning victory.

2016 SEASON

- Spent the entire season with the Oklahoma City Dodgers (AAA) of the Pacific Coast League.
- Held opponents to a .231 batting average while striking out 70 batters and walking 28.

2015 SEASON

- Split the season with Rancho Cucamonga (A) of the California League and Tulsa (AA) of the Texas League...Combined to go 3-3 with a 2.68 ERA (17 earned runs/57.0 innings) and earned three saves in 44 appearances.

CAREER BESTS

WIN STREAK

1 game

2x, last, 9/20/18

LOSS STREAK

2 games

5/26/18-8/11/18

STRIKEOUTS, GAME

3 strikeouts

7/19/19 at San Francisco

LONGEST OUTING, RELIEVER

2.0 innings

7x, last, 9/29/18 vs. Miami

MOST WALKS, GAME

3 walks

7/19/19 at San Francisco

SCORELESS STREAK

7.2 innings

9/4/18-9/29/18

2014 SEASON

- Struck out 90 batters and walked 14...Held opposing hitters to a .198 average with a 0.92 WHIP.

2013 SEASON

- Spent his first professional season with Ogden (R) of the Pioneer League.

BACKGROUND

- Jacob Alan Rhame [RAME/rhymes with game] attended John H. Guyer (TX) High School.
- Ranked as the No. 35 player in the state of Texas by *Perfect Game* in 2011 following his senior year at Guyer.

- Attended the University of Oklahoma before transferring to Grayson County Junior College (TX).
- Played a year in the Alaskan Summer League in 2012 for Anchorage.

CAREER TRANSACTIONS

- Selected by the Los Angeles Dodgers in the sixth round of the 2013 First-Year Player Draft.
- Acquired by the New York Mets from Los Angeles-NL on August 20, 2017 in exchange for OF Curtis Granderson.
- Placed on the 10-Day Injured List on August 4, with right elbow discomfort...Transferred to the 60-Day IL on August 14...Also was with the Mets from April 17-26.

CAREER STATISTICS

YEAR	TEAM	W-L	ERA	G	GS	CG	SHO	SV	IP	H	R	ER	HR	HB	BB	SO	WP	BK
2013	Ogden (R)	1-2	4.58	20	0	0	0	8	19.2	19	13	10	2	1	9	21	2	0
2014	Great Lakes (A)	5-4	2.00	51	0	0	0	9	67.1	48	16	15	3	0	14	90	5	1
2015	Rancho Cucamonga (A)	0-0	0.00	5	0	0	0	1	7.0	2	0	0	0	0	1	13	0	0
	Tulsa (AA)	3-3	3.06	39	0	0	0	2	50.0	34	17	17	5	1	19	57	1	0
2016	Oklahoma City (AAA)	1-7	3.29	54	0	0	0	7	63.0	53	24	23	5	0	28	70	4	0
2017	Oklahoma City (AAA)	0-2	4.31	41	0	0	0	2	48.0	52	24	23	6	0	10	55	3	0
	Las Vegas (AAA)	0-1	1.50	4	0	0	0	0	6.0	2	1	1	0	0	0	11	0	0
	METS	1-1	9.00	9	0	0	0	0	9.0	12	9	9	2	0	7	7	0	0
2018	METS	1-2	5.85	30	0	0	0	1	32.1	38	21	21	8	1	8	28	0	0
	Las Vegas (AAA)	1-2	3.06	25	0	0	0	11	32.1	22	14	11	4	1	8	41	2	0
2019	METS	0-1	4.26	5	0	0	0	0	6.1	3	4	3	1	0	9	5	0	0
	Syracuse (AAA)	3-2	5.49	20	0	0	0	3	19.2	19	13	12	4	0	6	25	1	0
	St. Lucie (A)#	0-0	0.00	1	0	0	0	0	1.0	0	0	0	0	0	0	0	0	0
Minor League Totals		14-23	3.21	260	0	0	0	43	314.0	251	122	112	29	3	95	383	18	1
Major League Totals		2-4	6.23	44	0	0	0	1	47.2	53	34	33	11	1	24	40	0	0

#- rehabilitation assignment

MAJOR LEAGUE HITTING TOTALS

YEAR	TEAM	AVG	G	AB	R	H	2B	3B	HR	RBI	SH	SF	HB	BB	SO	SB	CS	SLG	OBP	E
2019	METS	.000	5	0	0	0	0	0	0	0	0	0	0	0	0	0	0	.000	.000	0
Career Totals		.000	42	1	0	0	0	0	0	0	0	0	0	0	1	0	0	.000	.000	0

CAREER FIELDING

POS	G	PO	A	E	PCT	TC	DP
P	44	1	6	0	1.000	7	0



NON-ROSTER INVITEE

FRANCISCO

RÍOS

80 RHP

HT 6-1 WT 180 BT R TH R

OPENING DAY AGE: 24
 BIRTHDATE: MAY 6, 1995
 BIRTHPLACE: MONCLOVA, COAHUILA, MEXICO
 RESIDES: MONCLOVA, COAHUILA, MEXICO
 MLB SERVICE TIME: 0 YEARS, 0 DAYS
 SIGNED BY: ISMAEL CRUZ & SANDY ROSARIO (TORONTO)
 HOW OBTAINED: SIGNED AS A MINOR LEAGUE FREE AGENT ON JANUARY 9, 2020
 CONTRACT STATUS: SIGNED THROUGH 2020

2019 SEASON

- Made 19 appearances and one start for the Diablos Rojos (AAA)...posted a 2-1 record with a 3.94 ERA (14 earned runs/32.0 innings).
- Held opponents scoreless in 12 of his 19 relief appearances...Allowed two-or-fewer runs in 17 appearances.
- Earned the win in his lone start of the season on August 24 at Tigres de Quintana Roo (AAA)... Allowed three earned runs over a season-high 5.0 innings.

2018 SEASON

- Began his season in New Hampshire (AA) before landing on the 7-day injured list on May 22.
- Appeared in four games on a rehabilitation assignment with the GCL Blue Jays (R).

2017 SEASON

- Pitched 23 games (17 starts) for New Hampshire (AA).

2016 SEASON

- Was selected to the All-Star Futures Game as part of the Team World roster.

- Split his season between Dunedin (A) and Lansing (A) making a combined 25 appearances (21 starts).

2015 SEASON

- Led Vancouver (A) in strikeouts (59) and innings pitched (65.1)
- Allowed just one homer on the season.

2014 SEASON

- Made 13 appearances (nine starts) for Bluefield (R) of the Appalachian League.

2013 SEASON

- Made his professional debut with the DSL Blue Jays (R).

BACKGROUND

- His full name is Jesus Francisco Ríos.

CAREER TRANSACTIONS

- Signed by the Toronto Blue Jays as a non-drafted minor league free agent on July 20, 2012.
- Signed by the New York Mets as a minor league free agent on January 9, 2020.

CAREER STATISTICS

YEAR	TEAM	W-L	ERA	G	GS	CG	SHO	SV	IP	H	R	ER	HR	HB	BB	SO	WP	BK
2013	DSL Blue Jays (R)	4-6	4.47	15	9	0	0	1	52.1	51	36	26	1	7	19	48	14	0
2014	Bluefield (R)	3-2	5.91	13	9	0	0	0	53.1	79	42	35	5	5	18	38	5	0
2015	Vancouver (A)	3-6	4.27	15	12	0	0	0	65.1	72	36	31	1	3	25	59	12	0
2016	Dunedin (A)	5-6	3.47	19	15	2	0	0	90.2	88	37	35	5	5	21	65	5	0
	Lansing (A)	2-0	1.20	6	6	0	0	0	30.0	21	7	4	0	2	8	43	3	2
2017	New Hampshire (AA)	3-9	4.29	23	17	0	0	0	86.0	90	57	41	10	1	39	63	5	0
2018	New Hampshire (AA)	1-4	7.15	14	8	0	0	0	39.0	47	33	31	9	2	21	29	1	1
	GCL Blue Jays (R)	0-1	3.38	4	1	0	0	0	5.1	1	4	2	1	1	2	2	0	0
2019	New Hampshire (AA)	0-0	5.93	7	0	0	0	0	13.2	17	12	9	0	1	3	9	0	0
	Buffalo (AAA)	0-0	7.71	2	0	0	0	0	2.1	4	2	2	2	0	1	1	0	0
	Diablos Rojos (AAA)	2-1	3.94	19	1	0	0	0	32.0	28	15	14	2	2	15	24	1	0
Minor League Totals		23-35	4.40	137	78	2	0	1	470.0	498	281	230	36	29	172	381	46	3



NON-ROSTER INVITEE

RENÉ

RIVERA

44 C

@ReneRivera13

HT	5-10	WT	215	BT	R	TH	R
----	------	----	-----	----	---	----	---

OPENING DAY AGE: 36
 BIRTHDATE: JULY 31, 1983
 BIRTHPLACE: BAYAMON, PUERTO RICO
 RESIDES: BAYAMON, PUERTO RICO
 MLB SERVICE TIME: 7 YEARS, 107 DAYS
 SIGNED BY: PEDRO GRIFOL & RAFAEL SANTO DOMINGO (SEATTLE)
 HOW OBTAINED: SIGNED AS A MINOR LEAGUE FREE AGENT ON JANUARY 28, 2020
 CONTRACT STATUS: SIGNED THROUGH 2020

2019 SEASON

- In 97 games with Syracuse, set career-high marks in home runs (25), runs scored (53), RBI (73), and total bases (178).
- Was recalled by the Mets on August 24...Started the following day, his first game for the Mets since August 16, 2017 at New York (AL).

2018 SEASON

- Began his first season with the Angels and made the Opening Day roster.
- Was claimed off waivers by Atlanta on August 29 and activated on September 1.

POSTSEASON

- Was on the Braves NLDS roster vs. Los Angeles-NL but did not see any action in the series.

2017 SEASON

- Made the Mets' Opening Day roster.
- Threw out 10-of-31 potential basestealers.
- Had a career-best 11-game hitting streak from April 30-May 19.
- Was claimed off waivers by Chicago-NL on August 19...Batted .341 (15-44) with five doubles, two home runs, 12 RBI and eight runs scored in 20 games with the Cubs.

2016 SEASON

- Opened the year in the Rays organization before being released on March 30.
- Had his contract selected from Las Vegas (AAA) on April 26 and spent the rest of the season with the major league club.
- Threw out 29.5 percent of basestealers (18-61)...Mets pitchers owned a 2.77 ERA (148 earned runs/481.2 innings) when Rivera was behind the plate.

POSTSEASON

- Was the starting catcher for the NL Wild Card Game vs. San Francisco at Citi Field...Went 1-3 at the plate with his hit coming off Madison Bumgarner.

2015 SEASON

- Set a career-high with 110 games played in his first season with Tampa Bay.
- Threw out 23-of-63 (36.5%) of basestealers.

CAREER BESTS

HITS, GAME
3 hits

13x, last - 8/30/17, Chicago vs. Pittsburgh

HOME RUNS, GAME
2 home runs

6/25/17 vs. San Francisco

MULTI-HR GAMES
1 multi-home run game
1 two-home run game

LEADOFF HR
None

INSIDE-THE-PARK HR
None

WALK-OFF HOME RUNS
None

PINCH-HIT HOME RUNS
1 pinch-hit home run

8/17/16 at Arizona (Dominic Leone)

RBI, GAME
5 RBI

4/28/14, San Diego vs. San Francisco

STOLEN BASES, GAME
1 stolen base
9/3/06, Seattle at Tampa Bay

HITTING STREAK
11 games
4/30/17-5/19/17

GRAND SLAMS
1 grand slam

9/2/17, Chicago-NL vs. Atlanta (Lucas Sims)

RIVERA, RENÉ

2014 SEASON

- Embarked on his second season in San Diego and set career-bests in hits (74), doubles (18), home runs (11), RBI (44) and runs scored (27).
- Was the Padres' Opening Day catcher.
- Credited with 29 caught stealings, most by any catcher in the majors (Pittsburgh's Russell Martin was second with 28).

2013 SEASON

- Opened the year in Tucson (AAA) before having his contract selected by San Diego on July 7... went on to appear in 23 games for the Padres.

2011 SEASON

- Appeared in his first Major League game since 2006 with Seattle.

2006 SEASON

- Played 17 games with Seattle...Made his first Major League start on May 31 vs. Toronto... Singled off Chad Gaudin for his first Major League hit...Clubbed his first major league homer on June 26 at San Diego (off Woody Williams).

2004 SEASON

- Made his Major League debut on September 22 for Seattle at Anaheim.

BACKGROUND

- He and his wife, Mariel Perez, are both from Bayamón, Puerto Rico...they grew up two stoplights from each other but did not meet for the first time until they were both in the United States when René was playing for Minnesota.
- Attended the same high school as current Minnesota Twins pitcher Jose Berrios (Papa Juan High School in Bayamón).
- Grew up with Yadier Molina and played with him at the amateur level for several years.
- Is a huge tennis fan and has attended matches at the US Open in Flushing.
- Suited up for Puerto Rico in the 2017 World Baseball Classic...Hit .375 (3-8) in two games while helping Puerto Rico advance to the WBC Championship Game vs. the United States.
- During the 2017 offseason, Rivera and his wife created an initiative called "That No Child Loses Their Illusion" or "Que Ningun Niño Piedra la Ilusion" in partnership with Kmart and Sears to help children and their families in Puerto Rico who were displaced by Hurricane Maria.

- The couple collected 25,000 toys during toy drives in Miami, Chicago and Arizona and then went to Puerto Rico in mid-December to distribute the gifts to help the children and families receive some holiday cheer.
- Rivera, along with fellow Puerto Rican teammates Javier Báez and Victor Caratini started a GoFundMe page in September, 2017 that raised more than \$39,000 for recovery efforts in Puerto Rico from Hurricane Maria.

CAREER TRANSACTIONS

- Selected by the Seattle Mariners in the second round of the 2001 First-Year Player Draft.
- Signed as a minor league free agent by Los Angeles-NL on November 29, 2007.
- Signed as a minor league free agent by the Mets on November 20, 2008.
- Signed as a minor league free agent by New York-AL on May 21, 2010.
- Signed as a minor league free agent by Minnesota on December 23, 2010.
- Signed as a minor league free agent by San Diego on December 12, 2012.
- Acquired by Tampa Bay along with OF Steven Souza Jr., LHP Travis Ott, INF Jake Bauers and RHP Burch Smith in exchange for LHP José Castillo, C Ryan Hanigan, OF Wil Myers and RHP Gerardo Reyes as part of a three-team trade on December 19, 2014.
- Signed as a minor league free agent by the Mets on April 5, 2016.
- Claimed off waivers by Chicago-NL on August 19, 2017.
- Signed by Los Angeles-AL as a free agent on January 9, 2018.
- On the 10-Day Disabled List, May 20, 2018, with right knee inflammation...Transferred to the 60-Day Disabled List on June 23.
- Claimed off waivers by Atlanta on August 29, 2018.
- Signed by San Francisco as a minor league free agent on February 8, 2019...Released on March 23.
- Signed by the Mets as a minor league free agent on March 27, 2019...Re-signed as a minor league free agent on January 28, 2020.

CAREER STATISTICS

YEAR	TEAM	AVG	G	AB	R	H	2B	3B	HR	RBI	SH	SF	HBP	BB	SO	SB	CS	SLG	OBP	E
2001	AZL Mariners (R)	.338	21	71	13	24	4	0	2	12	0	1	1	2	11	0	0	.479	.360	4
	Everett (A)	.089	15	45	3	4	1	0	2	3	1	1	0	1	19	0	0	.244	.106	1
2002	Everett (A)	.242	62	227	29	55	18	1	1	26	1	3	9	16	38	5	2	.344	.314	7
2003	Wisconsin (A)	.275	116	407	39	112	19	0	9	54	1	5	7	38	81	2	2	.388	.344	11
2004	Inland Empire (A)	.235	107	379	41	89	22	1	6	53	4	4	9	28	70	0	1	.346	.300	7
	Tacoma (AAA)	.400	4	15	3	6	1	0	1	1	0	0	0	0	3	0	0	.667	.400	0
	SEATTLE (AL)	.000	2	3	0	0	0	0	0	0	0	0	0	0	1	0	0	.000	.000	0
2005	San Antonio (AA)	.278	57	212	20	59	14	1	2	21	1	0	1	7	35	1	0	.382	.305	4
	Tacoma (AAA)	.204	14	49	3	10	3	0	1	6	0	0	0	2	12	0	1	.327	.235	0
	SEATTLE (AL)	.396	16	48	3	19	3	0	1	6	1	0	0	1	11	0	0	.521	.408	3
2006	Tacoma (AAA)	.667	1	3	1	2	1	0	0	0	0	0	0	0	1	0	0	1.000	.667	0
	SEATTLE (AL)	.152	35	99	8	15	4	0	2	4	3	0	1	3	29	1	0	.253	.184	3
2007	West Tenn (AA)	.214	91	323	29	69	16	0	5	40	3	2	4	24	86	1	2	.310	.275	6
2008	Jacksonville (AA)	.231	38	134	13	31	5	0	5	18	1	1	1	11	32	0	0	.381	.293	3
	Las Vegas (AAA)	.271	37	118	12	32	7	0	4	12	0	1	1	11	20	0	1	.432	.336	2
2009	Buffalo (AAA)	.234	68	239	22	56	14	0	9	30	1	4	2	12	66	0	0	.406	.272	7
2010	Trenton (AA)	.319	25	94	13	30	10	0	5	17	0	1	1	7	17	0	0	.585	.369	1
	Scranton/WB (AAA)	.250	19	68	3	17	3	0	2	11	0	1	0	1	17	0	0	.382	.257	0
2011	Rochester (AAA)	.268	43	149	15	40	12	0	5	24	3	1	2	11	27	0	0	.450	.325	3
	MINNESOTA (AL)	.144	45	104	9	15	3	0	1	5	0	1	1	8	32	0	0	.202	.211	3
2012	Rochester (AAA)	.226	95	288	31	65	14	1	10	34	4	0	4	30	62	0	1	.385	.307	10
2013	Tucson (AAA)	.343	74	251	36	86	18	0	5	38	1	5	2	17	42	0	2	.474	.382	4
	SAN DIEGO (NL)	.254	23	67	4	17	3	1	0	7	0	2	0	2	16	0	0	.328	.268	0
2014	SAN DIEGO (NL)	.252	103	294	27	74	18	1	11	44	3	2	3	27	76	0	0	.432	.319	9
2015	TAMPA BAY (AL)	.178	110	298	16	53	14	0	5	26	5	2	3	11	86	0	0	.275	.213	11
2016	Las Vegas (AAA)	.280	8	25	3	7	1	0	0	5	1	0	1	2	3	0	0	.320	.357	0
	METS	.222	65	185	12	41	4	0	6	26	1	2	3	16	54	0	0	.341	.291	2
2017	METS	.230	54	174	15	40	4	0	8	23	0	1	3	9	54	0	1	.391	.278	1
	CHICAGO (NL)	.341	20	44	8	15	5	0	2	12	1	0	0	5	16	0	0	.591	.408	0
2018	Inland Empire (A)#	.286	6	21	4	6	0	0	2	3	0	0	1	3	5	0	0	.571	.400	0
	LOS ANGELES (AL)	.244	30	82	8	20	4	0	4	11	0	0	1	4	32	0	0	.439	.287	1
	ATLANTA (NL)	.000	3	4	0	0	0	0	0	0	0	0	0	0	3	0	0	.000	.000	0
2019	Syracuse (AAA)	.254	97	355	53	90	13	0	25	73	1	4	5	31	103	0	0	.501	.319	1
	METS	.235	9	17	2	4	0	0	1	3	0	0	0	3	4	0	0	.412	.350	0
Minor League Totals		.256	998	3473	386	890	196	4	101	481	23	34	51	254	750	9	12	.402	.313	71
Major League Totals		.221	515	1419	112	313	62	2	41	167	14	10	15	89	414	1	1	.354	.272	33

- rehabilitation assignment

CAREER PLAYOFF STATISTICS

YEAR	RND	TEAM/OPP	AVG	G	AB	R	H	2B	3B	HR	RBI	SH	SF	HBP	BB	SO	SB	CS	SLG	OBP	E
2016	NLWC	NYM vs. SFG	.333	1	3	0	1	0	0	0	0	0	0	0	0	0	0	0	.333	.333	0

WORLD BASEBALL CLASSIC

YEAR	CLUB	AVG	G	AB	R	H	2B	3B	HR	RBI	SH	SF	HB	BB	SO	SB	CS	SLG	OBP	E
2013	Puerto Rico	.375	2	8	1	3	2	0	0	1	0	0	0	0	3	0	0	.625	.375	0

CAREER FIELDING

POS	G	PO	A	E	PCT	TC	DP
C	480	3495	261	32	.992	3788	30



NON-ROSTER INVITEE

DAVID
RODRÍGUEZ

74 C

HT **6-1** WT **215** BT **R** TH **R**

OPENING DAY AGE: **24**
 BIRTHDATE: **FEBRUARY 25, 1996**
 BIRTHPLACE: **BARCELONA, VZ**
 RESIDES: **BARCELONA, VZ**
 MLB SERVICE TIME: **0 YEARS, 0 DAYS**
 SIGNED BY: **MARLON ROCHE & RONNIE BLANCO (TAMPA BAY)**
 HOW OBTAINED: **SIGNED AS A MINOR LEAGUE FREE AGENT ON JANUARY 9, 2020**
 CONTRACT STATUS: **SIGNED THROUGH 2020**

2019 SEASON

- Spent the entire season with Montgomery (AA)... Hit a career-high three triples.

2018 SEASON

- Split the season between Charlotte (A) and Montgomery (AA), earning a May 22 promotion.
- Named to the Florida State League Mid-Season All-Star Team.

2017 SEASON

- Threw out 60 percent (33 of 55) of attempted base stealers, the highest eraser rate among Florida State League catchers (min. 10 attempts).

2016 SEASON

- Made his full-season debut with Bowling Green (A)...Threw out 55.9 percent (33 of 59) of attempted base stealers.

2015 SEASON

- Hit .324/.402/.481 (35-108) over his final 28 games with Princeton (R) to increase his season average from .157 to .258.

2014 SEASON

- Made his stateside debut with the GCL Rays (R)... Hit .340 (18-53) in 15 games in August.

2013 SEASON

- Led the Venezuelan Summer League with 12 HR, ranked third with a .409 OBP and fourth with a .329 average, 78 hits and a .540 slugging percentage.

BACKGROUND

- David Alexander Rodríguez Rincones signed with Tampa Bay as a 16-year-old free agent in 2012.
- Trained with three-time All-Star infielder and fellow Venezuelan Carlos Guillén as an amateur before signing with the Rays.
- Has thrown out 164-of-418 potential base-stealers (39.2 percent) in his minor league career and allowed less than a 50 percent stolen base success rate each season from 2015-2017.
- Played for the Australian Baseball League champion Brisbane Bandits during the 2016-2017 offseason...Batted .442/.494/.753 (34-77) with six homers and 25 RBI in 19 games.

CAREER TRANSACTIONS

- Signed by Tampa Bay Rays as a non-drafted free agent on August 5, 2012.
- Signed by the New York Mets as a minor league free agent on January 9, 2020.

CAREER STATISTICS

YEAR	TEAM	AVG	G	AB	R	H	2B	3B	HR	RBI	SH	SF	HBP	BB	SO	SB	CS	SLG	OBP	E
2013	VSL Rays (R)	.329	64	237	44	78	14	0	12	29	0	0	8	24	62	5	2	.540	.409	4
2014	GCL Rays (R)	.273	38	128	15	35	10	2	0	23	0	3	6	9	31	3	0	.383	.342	4
2015	Princeton (R)	.258	45	178	20	46	7	1	4	27	0	0	3	15	39	1	1	.376	.327	10
2016	Bowling Green (A)	.240	112	416	54	100	16	1	9	62	1	4	7	44	88	4	3	.349	.321	15
2017	Charlotte (A)	.201	91	303	23	61	12	1	0	24	1	4	8	22	73	1	3	.248	.270	2
2018	Charlotte (A)	.317	28	104	18	33	8	1	2	20	0	1	4	8	23	1	0	.471	.385	3
	Montgomery (AA)	.230	69	252	23	58	13	1	4	44	0	3	0	21	59	2	1	.337	.286	3
2019	Montgomery (AA)	.225	78	262	34	59	10	3	7	36	1	2	1	29	68	4	1	.366	.303	5
Minor League Totals		.250	525	1880	231	470	90	10	38	265	3	17	37	172	443	21	11	.369	.322	46



AMED

ROSARIO

1 INF

@Amed_Rosario
@amedrosario1

HT	6-2	WT	190	BT	R	TH	R
----	-----	----	-----	----	---	----	---

OPENING DAY AGE: 24
BIRTHDATE: NOVEMBER 20, 1995
BIRTHPLACE: SANTO DOMINGO CENTRO, DR
RESIDES: SANTO DOMINGO ESTE, DR
MLB SERVICE TIME: 2 YEARS, 62 DAYS
SIGNED BY: GERARDO CABRERA
HOW OBTAINED: SIGNED AS A NON-DRAFTED FREE AGENT ON JULY 2, 2012
CONTRACT STATUS: ARBITRATION ELIGIBLE AFTER 2020, ELIGIBLE FREE AGENT AFTER 2023

STERLING ORGANIZATIONAL PLAYER OF THE YEAR: 2016

2019 SEASON

- Posted career-highs in batting average (.287), on-base percentage (.323), slugging percentage (.432), OPS (.755), home runs (15), RBI (72), hits (177), doubles (30), walks (31), total bases (266), at bats (655), plate appearances (655), and games played (157).
- Hit .322 (113-351) in his final 89 games with a .353 on-base percentage and a .453 slugging percentage.
- Had four games of at least four hits after having just one entering 2019...Recorded a career-high five hits on August 15 against the Braves at SunTrust Park.
- Drove in four runs three times after not having done so entering the season (April 11 at Atlanta, May 10 vs. Miami and September 23 vs. Miami).
- Hit .311 (46-148) against left-handed pitchers this season, which was the 15th best in the National League (min. 125 plate appearances).
- From June 17-August 20, hit .359 (74-206), the sixth-best batting average in the majors in that span (min. 150 at bats).
- Recorded a career-best nine-game hitting streak from April 13 to April 24.
- Went 25-66 (.379) in the first inning, which ranked third in baseball (min. 50 at bats).
- His 19 stolen bases was the 10th-most in the National League.
- Hit a walk-off infield single on May 21 against the Nationals for his first career walk-off RBI and hit.
- Launched two grand slams in 2019 after not hitting one entering the season.
- Finished fourth in the National League for the second-consecutive year with seven triples.
- His final stolen base of the season was the 50th stolen base of his career, becoming the 25th Met to reach that plateau.

2018 SEASON

- Made his first Opening Day roster.
- Finished with 18 steals in the second half, second-most in the NL...Was tied for ninth in the NL with 43 runs in the second half.
- His 24 stolen bases was tied for seventh in the NL...Was successful in 23 of his last 30 attempts (76.7 percent) after being caught in four of his first five attempts.

CAREER BESTS

HITS, GAME
5 hits

8/15/19 at Atlanta

HOME RUNS, GAME
2 home runs

5/20/18 vs. Arizona

LEADOFF HR
3 leadoff home runs

last, 6/6/19 vs. San Francisco (S. Anderson)

INSIDE-THE-PARK HR
None

WALK-OFF HOME RUNS
None

PINCH-HIT HOME RUNS
None

RBI, GAME
4 RBI

3x, last, 9/23/19 vs. Miami

STOLEN BASES, GAME
2 stolen bases

2x, last, 9/29/18 vs. Miami

HITTING STREAK
9 games

4/13/19 - 4/24/19

GRAND SLAMS
2 grand slams

last, 9/23/19 vs. Miami (C. Smith)

ROSARIO, AMED

- Became the 33rd player in franchise history with a 20-steal season...The last Met to have more than 20 steals in their age 22 season or younger was José Reyes (60), who did so as a 22-year-old in 2005.
- Had a career-high eight triples, tied for seventh-most in the majors.
- Hit his first career leadoff homer on August 13 at Yankee Stadium...Was the fifth time a Met has hit a leadoff homer vs. the Yankees.
- Recorded his first career multi-homer game with his two-homer performance from the ninth spot in the order on May 20 vs. Arizona...Was the fourth time in team history the ninth hitter in the order recorded a multi-homer game.

2017 SEASON

- Was recalled from Las Vegas (AAA) of the Pacific Coast League on August 1...At age 21, Rosario was the sixth-youngest player in the majors at the time of his debut.
- Recorded his first major league hit with an infield single in his major league debut on August 1 at Colorado...Collected his first big league RBI with his first career triple on August 2 at Colorado.
- Tied for fourth among NL rookies with four triples.
- Missed five games (September 4-8) with swelling in his right index finger...Also missed a series in Miami (September 18-20) with gastroenteritis...Spent a night at the University of Miami hospital.
- Hit a go-ahead home run in the ninth inning on August 11 at Philadelphia for his first major league homer.

- Was named a PCL mid-season and post-season All-Star, the PCL Rookie of the Year and participated in his second consecutive SiriusXM Futures Game.

2016 SEASON

- Named the Sterling Organizational Co-Player of the Year along with outfielder Brandon Nimmo.
- Selected to the World Team for the SiriusXM Futures Game on July 10 as part of All-Star Week in San Diego.
- Named a Florida State League mid-season All-Star.

2014 SEASON

- Was named a New York-Penn League All-Star.

BACKGROUND

- German Amed Rosario graduated from Centro Educativo Rosario in Santo Domingo, DR.
- Donates cleats, equipment and clothing to area children in his hometown.
- Enjoys watching movies, going out to eat and shopping in his free time.
- Helped underprivileged families by taking them a holiday shopping spree during the winter in each of the last two years.
- Part of a group of MLB players to help clean up beaches near his hometown of Santo Domingo during the last several offseasons.
- Owns five dogs...He has had his oldest dog since he was 15 years old.

CAREER TRANSACTIONS

- Signed as a non-drafted free agent on July 2, 2012.

CAREER STATISTICS

YEAR	TEAM	AVG	G	AB	R	H	2B	3B	HR	RBI	SH	SF	HBP	BB	SO	SB	CS	SLG	OBP	E
2013	Kingsport (R)	.241	58	212	22	51	8	4	3	23	0	2	1	11	43	2	6	.358	.279	14
2014	Brooklyn (A)	.289	68	266	39	77	11	5	1	23	2	2	3	17	47	7	3	.380	.337	20
	Savannah (A)	.133	7	30	2	4	0	1	1	4	0	0	0	1	11	0	0	.300	.161	1
2015	St. Lucie (A)	.257	103	385	41	99	20	5	0	25	3	1	5	23	73	12	4	.335	.307	17
	Binghamton (AA)	.100	2	10	1	1	0	0	0	1	0	0	0	5	1	0	0	.100	.100	0
2016	St. Lucie (A)	.309	66	265	27	82	10	8	3	40	0	3	1	21	36	13	6	.442	.359	11
	Binghamton (AA)	.341	54	214	38	73	14	5	2	31	0	3	1	19	51	6	2	.481	.392	12
2017	Las Vegas (AAA)	.328	94	393	66	129	19	7	7	58	0	5	4	23	67	19	6	.466	.367	19
	METS	.248	46	165	16	41	4	4	4	10	0	2	3	49	7	3	.394	.271	6	
2018	METS	.256	154	554	76	142	26	8	9	51	3	3	3	29	119	24	11	.381	.295	16
2019	METS	.287	157	616	75	177	30	7	15	72	2	3	3	31	124	19	10	.432	.323	17
Minor League Totals		.291	452	1775	236	516	82	35	17	205	5	16	15	115	333	60	27	.405	.336	94
Major League Totals		.270	357	1335	167	360	60	19	28	133	5	6	8	63	292	50	24	.406	.305	39

CAREER FIELDING

POS	G	PO	A	E	PCT	TC	DP
SS	343	380	809	39	.968	1228	152
OF	1	1	0	0	1.000	1	0



NON-ROSTER INVITEE

NICK

RUMBELLOW

71 RHP

HT	6-0	WT	190	BT	R	TH	R
----	-----	----	-----	----	---	----	---

OPENING DAY AGE: 28
 BIRTHDATE: SEPTEMBER 6, 1991
 BIRTHPLACE: BULLARD, TX
 RESIDES: BULLARD, TX
 MLB SERVICE TIME: 0 YEARS, 163 DAYS
 HOW OBTAINED: SIGNED AS A MINOR LEAGUE FREE AGENT ON AUGUST 19, 2019
 CONTRACT STATUS: SIGNED THROUGH 2020

2019 SEASON

- Pitched for Tacoma (AAA) before he was released on June 12...Signed with the Mets two months later.

2018 SEASON

- Saw his first major league action since 2015.

2017 SEASON

- Returned from Tommy John surgery to post a combined 1.12 ERA in 40.1 innings.

2016 SEASON

- Had Tommy John surgery on April 19.

2015 SEASON

- Made his major league debut with the Yankees on June 23 vs. Philadelphia...Earned his first major league win on August 18 vs. Minnesota.

2013 SEASON

- Made his pro debut with Staten Island (A).

BACKGROUND

- Nicholas Bruno Rumbelow graduated from Bullard (TX) High School before attending LSU... Played three seasons at LSU (2011-13), where he made SEC Academic Honor Roll in 2012 and 2013.
- Represented the Wareham Gatemen in 2012 Cape Cod League All-Star Game.

CAREER TRANSACTIONS

- Selected by New York-AL in the seventh round of the 2013 MLB First-Year Player Draft.
- On the 60-Day Disabled List, September 2, 2016, recovery from Tommy John Surgery.
- Released by New York-AL on November 23, 2016...Re-signed as a free agent on December 31.
- Acquired by Seattle from New York-AL in exchange for LHP JP Sears and RHP Juan Then on November 18, 2017.
- Released by Seattle on June 12, 2019...Signed by the New York Mets as a minor league free agent on August 19, 2019.

RUMBELLOW, NICK

CAREER STATISTICS

YEAR	TEAM	W-L	ERA	G	GS	CG	SHO	SV	IP	H	R	ER	HR	HB	BB	SO	WP	BK
2013	Staten Island (A)	2-2	2.35	19	0	0	0	7	23.0	12	13	6	1	1	5	20	2	0
2014	Charleston (A)	0-0	0.00	8	0	0	0	5	9.0	4	0	0	0	0	4	18	6	0
	Tampa (A)	5-1	2.39	19	0	0	0	1	26.1	20	7	7	0	1	8	29	4	0
	Trenton (AA)	0-0	3.68	7	0	0	0	1	7.1	4	4	3	0	0	1	15	1	0
	Scranton/WB (AAA)	0-1	4.02	10	0	0	0	1	15.2	17	7	7	2	0	5	19	1	0
2015	Scranton/WB (AAA)	2-3	4.27	37	0	0	0	8	52.2	47	28	25	4	0	13	57	6	0
	NEW YORK (AL)	1-1	4.02	17	0	0	0	0	15.2	16	8	7	2	0	5	15	2	1
2016	Scranton/WB (AAA)	0-0	0.00	1	0	0	0	0	1.0	2	0	0	0	0	0	0	1	0
2017	Trenton (AA)	0-0	2.38	8	0	0	0	1	11.1	5	3	3	0	0	3	15	1	0
	Scranton/WB (AAA)	5-1	0.62	17	0	0	0	5	29.0	16	4	2	0	0	8	30	3	0
2018	Arkansas (AA)	0-0	0.00	2	0	0	0	0	2.0	2	0	0	0	0	0	1	0	0
	Tacoma (AAA)	1-0	2.04	13	0	0	0	2	17.2	13	4	4	1	0	8	25	3	0
	SEATTLE (AL)	0-0	6.11	13	0	0	0	0	17.2	19	12	12	6	1	6	16	2	0
2019	Tacoma (AAA)	3-2	8.17	19	0	0	0	0	25.1	37	26	23	5	2	15	22	2	0
	SEATTLE (AL)	0-0	27.00	3	0	0	0	1	1.1	3	4	4	2	0	1	2	1	0
	Syracuse (AAA)	0-0	4.26	5	0	0	0	0	6.1	11	3	3	1	0	2	6	0	0
Minor League Totals		18-10	3.30	165	0	0	0	31	226.2	190	99	83	14	0	72	6	0	0
Major League Totals		1-1	5.97	33	0	0	0	1	34.2	38	24	23	10	1	12	33	5	1



ALI
SÁNCHEZ

70 C

[@Alisanchez2020](https://twitter.com/Alisanchez2020)

HT **6-1** WT **200** BT **R** TH **R**

OPENING DAY AGE: 23
BIRTHDATE: JANUARY 20, 1997
BIRTHPLACE: CARORA, VENEZUELA
RESIDES: CARORA, VENEZUELA
MLB SERVICE TIME: 0 YEARS, 0 DAYS
SIGNED BY: ROBERT ESPEJO & HECTOR RINCONES
HOW OBTAINED: SIGNED AS A NON-DRAFTED FREE AGENT ON JULY 2, 2013
CONTRACT STATUS: SIGNED THROUGH 2020

2019 SEASON

- Went on an 18-game hitting streak from June 1-27, marking the longest such streak in the Eastern League on the season...Batted .406 (26-64) with seven doubles and nine RBI in that span.
- Caught 31 of 70 attempted base stealers (44.3 percent).

2018 SEASON

- Split his season between Columbia (A) of the South Atlantic League and St. Lucie (A) of the Florida State League.
- Set career best marks in hits (87), runs scored (37), doubles (20), triples (one), home runs (six) and RBI (38).

2017 SEASON

- With Columbia (A), missed time due to two stints on the Disabled List...Was out from July 13-22 with a broken left hamate bone.
- Was placed back on the Disabled List on July 25 and missed the rest of the season... Underwent surgery to remove the bone on July 27.

2016 SEASON

- Opposing baserunners were caught stealing 29 times in 61 attempts (47.5 percent).

2015 SEASON

- Played most of the season with the GCL Mets (R).

2014 SEASON

- Was the Sterling Award winner for the DSL Mets (R) in his first professional season...Was also named a Mid-Season Dominican Summer League All-Star.

BACKGROUND

- Ali Miguel Sánchez grew up playing shortstop before transitioning to catching as a teenager.
- Learned English in order to better communicate with the pitching staff.

CAREER TRANSACTIONS

- Signed by the New York Mets as a non-drafted free agent on July 2, 2013.

CAREER STATISTICS

YEAR	TEAM	AVG	G	AB	R	H	2B	3B	HR	RBI	SH	SF	HBP	BB	SO	SB	CS	SLG	OBP	E
2014	DSL Mets1 (R)	.303	50	175	21	53	7	0	3	24	2	1	4	27	31	6	6	.394	.406	5
2015	GCL Mets (R)	.278	46	162	20	45	6	0	0	17	0	0	3	12	26	2	0	.315	.339	2
	Kingsport (R)	.182	3	11	2	2	0	0	0	3	0	0	0	0	0	2	0	.182	.182	0
2016	Brooklyn (A)	.216	46	171	15	37	10	0	0	11	0	0	0	10	26	2	0	.275	.260	6
2017	Columbia (A)	.231	56	182	20	42	3	0	1	15	2	1	2	13	26	2	3	.264	.288	4
2018	Columbia (A)	.259	50	193	26	50	11	1	4	22	0	2	0	10	23	1	1	.389	.293	3
	St. Lucie (A)	.274	38	135	11	37	9	0	2	16	0	2	0	5	15	1	1	.385	.296	2
2019	Binghamton (AA)	.278	71	270	28	75	13	0	1	30	0	0	1	23	52	1	0	.337	.337	5
	Syracuse (AAA)	.179	21	56	5	10	4	0	0	3	0	1	3	5	11	0	1	.250	.277	2
Minor League Totals		.259	381	1355	148	351	63	1	11	141	4	7	13	105	212	15	12	.331	.317	29



PAUL

SEWALD

51 RHP

@ItsPaulSewald

@paulsewald

HT 6-3 WT 207 BT R TH R

OPENING DAY AGE: 29

BIRTHDATE: MAY 26, 1990

BIRTHPLACE: LAS VEGAS, NV

RESIDES: LAS VEGAS, NV

MLB SERVICE TIME: 2 YEARS, 45 DAYS

SIGNED BY: FRED MAZUCA

HOW OBTAINED: METS 10TH-ROUND PICK IN THE 2012 FIRST-YEAR PLAYER DRAFT

CONTRACT STATUS: ARBITRATION ELIGIBLE AFTER 2020. ELIGIBLE FREE AGENT AFTER 2024

2019 SEASON

- Earned his first career major league win on September 24 vs. Miami, ending a 14-game losing streak to begin his career...Was the longest losing streak to begin a career in NL history...The only pitcher with a longer losing streak to begin his career is Terry Felton (16 losses, 1980-1982).
- Allowed just one run, earned, in 4.2 innings over his last five games (1.93 ERA)...Fanned five in that span with no walks.
- Was 3-3 with a 3.35 ERA (19 earned runs/51.0 innings) in 41 games with Syracuse (AAA)...Struck out 52 and issued 15 walks.
- Was with the Mets three times during the season, from April 14-22, on May 17 and from August 18-the end of the season.

2018 SEASON

- Began the year with the Mets...Was optioned to Las Vegas (AAA) of the Pacific Coast League on June 22...Also with the Mets from July 6-10...Recalled for a final time on July 22.
- Notched 58 strikeouts in 56.1 innings.
- Earned his first major league save on August 22 vs. San Francisco...Also had a save on September 20 at Washington...Had 71 career minor league saves.

2017 SEASON

- Had his contract selected from Las Vegas (AAA) on April 8...Was optioned to Las Vegas on April 13...Recalled on May 1 and remained on the roster for the rest of the year.
- Made his major league debut on April 8 vs. Miami.
- Suffered six losses, tied for the sixth-most in the majors among all relievers.
- Was second on the team with 13 holds.
- Racked up 69 strikeouts in 65.1 innings (9.51 strikeouts per nine innings).

2016 SEASON

- Ranked among the Pacific Coast League leaders in saves (19, tied for second), games (56, tied for first) and games finished (40, third).

2015 SEASON

- Named to the mid-season Eastern League All-Star team.
- Converted 23 straight save chances from April 27-September 5.
- For the year, he was successful on 24-of-25 save opportunities (96 percent)...His 24 saves were the most among any Mets farmhand.

CAREER BESTS

WIN STREAK

1 game

9/24/19-present

LOSS STREAK

14 games

6/2/17-9/8/19

STRIKEOUTS, GAME

6 strikeouts

5/7/17 vs. Miami

LONGEST OUTING, RELIEVER

3.1 innings

5/7/17 vs. Miami

MOST WALKS, GAME

3 walks

9/30/17 at Philadelphia

SCORELESS STREAK

7.2 innings

5/16/17-5/28/17

SEWALD, PAUL

2014 SEASON

- Posted an ERA of 1.92 (12 earned runs/56.1 innings), striking out a then-career best 69 batters.

2013 SEASON

- Allowed 11 earned runs in 56.0 innings (1.77 ERA), punching out 67 batters in his second season in the Mets' organization.

2012 SEASON

- Spent the entire season with the Brooklyn Cyclones, pitching to a 1.88 ERA (six earned runs/28.2 innings).

BACKGROUND

- Paul Stanton Sewald [SEE-wald] graduated from Bishop Gorman (NV) High School where he helped lead his team to three consecutive Nevada State 4A championships.
- Played three years of basketball in high school.
- Attended the University of San Diego, where he was named a first-team All-WCC selection during his senior season...Was a teammate of Cubs infielder and fellow Las Vegas native Kris Bryant while at the University of San Diego.
- Is an avid fan of the Vegas Golden Knights.
- Hobbies include playing golf in his spare time.

CAREER TRANSACTIONS

- Selected by the New York Mets in the 10th round of the 2012 First-Year Player Draft.

CAREER STATISTICS

YEAR	TEAM	W-L	ERA	G	GS	CG	SHO	SV	IP	H	R	ER	HR	HB	BB	SO	WP	BK
2012	Brooklyn (A)	0-2	1.88	16	0	0	0	4	28.2	26	7	6	2	1	2	35	2	0
2013	Savannah (A)	3-2	1.77	35	0	0	0	8	56.0	48	11	11	0	3	7	67	0	0
2014	St. Lucie (A)	4-1	1.73	40	0	0	0	11	52.0	38	11	10	1	2	16	62	1	0
	Binghamton (AA)	1-0	4.15	3	0	0	0	0	4.1	3	2	2	0	2	3	7	0	0
2015	Binghamton (AA)	3-0	1.75	44	0	0	0	24	51.1	34	12	10	3	0	10	56	2	0
2016	Las Vegas (AAA)	5-3	3.29	56	0	0	0	19	65.2	58	31	24	9	1	21	80	6	0
2017	Las Vegas (AAA)	1-0	2.08	8	0	0	0	4	8.2	7	2	2	1	0	2	12	0	0
	METS	0-6	4.55	57	0	0	0	0	65.1	58	36	33	8	3	21	69	3	1
2018	METS	0-7	6.07	46	0	0	0	2	56.1	62	39	38	8	1	23	58	1	0
	Las Vegas (AAA)	3-0	1.13	7	0	0	0	1	8.0	7	1	1	0	0	1	7	0	0
2019	METS	1-1	4.58	17	0	0	0	1	19.2	18	10	10	3	1	3	22	0	0
	Syracuse (AAA)	3-3	3.35	41	0	0	0	3	51.0	56	23	19	6	4	15	52	3	0
Minor League Totals		23-11	2.35	250	0	0	0	74	325.2	277	100	85	22	13	77	378	14	0
Major League Totals		1-14	5.16	120	0	0	0	3	141.1	138	85	81	19	5	47	149	4	1

MAJOR LEAGUE HITTING TOTALS

YEAR	TEAM	AVG	G	AB	R	H	2B	3B	HR	RBI	SH	SF	HB	BB	SO	SB	CS	SLG	OBP	E
2019	METS	.000	17	1	0	0	0	0	0	0	0	0	0	0	0	0	0	.000	.000	0
Career Totals		.000	117	8	0	0	0	0	0	0	1	0	0	0	3	0	0	.000	.000	2

CAREER FIELDING

POS	G	PO	A	E	PCT	TC	DP
P	120	5	12	2	.895	19	0

PITCHER GRAND SLAMS

In the entire history of the club, only two Mets pitchers have hit a grand slam home run. The first one came in the club's second season, on July 15, 1963. Frank Thomas, Joe Hicks and Larry Burright were the runners when Carl Willey belted a drive over the Polo Grounds right field wall off Houston's Ken Johnson. The home run came in the second inning of the Mets' 14-5 win over the Colt 45s, and also represented the first home run ever by a Mets pitcher.

Four years later, on May 20, 1967, Jack Hamilton blasted a bases-loaded home run at Shea off St. Louis' Al Jackson. Tommy Davis, Ken Boyer and Jerry Grote marched home ahead of Hamilton, who connected in the second inning of the Mets 11-9 loss to the Cards.

And it hasn't happened since.



NON-ROSTER INVITEE

CHASEN

SHREVE

47 LHP

@chasenshreve

HT	6-4	WT	195	BT	L	TH	L
----	-----	----	-----	----	---	----	---

OPENING DAY AGE: 29
 BIRTHDATE: JULY 12, 1990
 BIRTHPLACE: LAS VEGAS, NV
 RESIDES: LAS VEGAS, NV
 MLB SERVICE TIME: 4 YEARS, 12 DAYS
 SIGNED BY: BUMP MERRIWEATHER (ATLANTA)
 HOW OBTAINED: SIGNED AS A MINOR LEAGUE FREE AGENT ON DECEMBER 3, 2019
 CONTRACT STATUS: ARBITRATION ELIGIBLE AFTER 2020, FREE AGENT AFTER 2021

2019 SEASON

- Spent the majority of the season with Memphis (AAA), pitching in 51 games for the Redbirds.
- Appeared in three major league contests with St. Louis, allowing two earned runs in 2.0 innings from July 17-22.

2018 SEASON

- Acquired by St. Louis on July 28...Between the Cardinals and the Yankees, appeared in a career-high 60 games in 2018; 40 with New York-AL and 20 with St. Louis.
- Earned his lone save of the season with the Yankees vs. the Mets on July 21, throwing a scoreless ninth in relief of Aroldis Chapman, stranding two of three inherited runners.

2017 SEASON

- Made his third straight Opening Day roster with the New York Yankees and had three stints with the club.
- Earned the win in relief at Chicago-NL on May 7, closing out an 18-inning Sunday Night Baseball game with 3.0 scoreless innings, allowing one hit and three walks (two intentional) with a career-high five strikeouts...Made 44 pitches (25 strikes).

POSTSEASON

- Was on the Yankees Wild Card roster but did not pitch in the game.
- Threw out the ceremonial first pitch prior to the Wild Card Game in memory of the mass shooting victims in his hometown of Las Vegas on October 1.

2016 SEASON

- Made his second straight Opening Day roster with New York.
- Earned his first career save at Kansas City on August 30.

2015 SEASON

- Made his first Opening Day roster with the Yankees.
- Earned his first Major League win vs. the Mets on April 26.
- Did not allow a run in a career-high 15 consecutive appearances from May 24-July 1, which was also his career-high scoreless inning streak (16.1 IP).

2014 SEASON

- Began the season with Mississippi (AA) and made 36 appearances before having his contract purchased by Atlanta on July 19...Made his major league debut at Philadelphia that day, pitching 0.2 scoreless innings...Struck out Ryan Howard for his first MLB strikeout.

CAREER BESTS

WIN STREAK
5 games

2x, last, 6/23/17-5/6/18

LOSS STREAK
2 games

2x, last, 9/3/18-9/26/18

STRIKEOUTS, GAME
5 strikeouts

5/7/17, New York-AL at Chicago-NL

LONGEST OUTING
3.1 innings

4/10/15, New York-AL at Boston

MOST WALKS, GAME
4 walks

9/16/17, New York-AL vs. Baltimore

SCORELESS STREAK
16.1 innings

5/24/15-7/1/15

SHREVE, CHASEN

- Was scored upon in only one of his 15 appearances in the majors, posting a 0.73 ERA.
- Was named an *MLB.com* Organization All-Star and *Baseball America* Double-A All-Star following the season.
- Teamed up with several Yankees in an MLBPA Players Trust program to promote baseball to children in May 2015. As part of the event, helped coach children from the New York City Autism Charter School at Harlem's R.B.I. Field of Dreams.

2011 SEASON

- Pitched the entire season at Rome (A), where he was named the team's Pitcher of the Year.

2010 SEASON

- Began his professional career in Danville (R).

BACKGROUND

- Chasen Dean Shreve [SHREEV] graduated from Bonanza (NV) High School where he was an All-State outfielder his senior year and teammate of Chicago Cubs infielder Kris Bryant.
- Attended the College of Southern Nevada where he was teammates with All-Star outfielder Bryce Harper in 2010, helping lead the team to a 52-16 record and a finalist in the JUCO World Series.
- Has a brother, Colby, who was drafted by the Atlanta Braves (eighth round, 2007) and Philadelphia Phillies (sixth round, 2008) and pitched in 151 minor league games from 2010-13.

- Threw out a ceremonial first pitch prior to the American League Wild Card game in 2017 in memory of the victims of the October 1, 2017 mass shooting at a music festival in Las Vegas.

CAREER TRANSACTIONS

- Selected by the Atlanta Braves in the 11th round of the 2010 First-Year Player Draft.
- Acquired by the New York Yankees from Atlanta along with RHP David Carpenter in exchange for LHP Manny Bañuelos on January 1, 2015.
- On the 15-day Disabled List, May 26-June 19, 2016, with a left shoulder AC joint sprain.
- Acquired by the St. Louis Cardinals from New York-AL along with LHP Giovanni Gallegos in exchange for 1B Luke Voit and International Cap Space on July 28, 2018.
- Signed as a minor league free agent by the New York Mets on December 3, 2019.

CAREER STATISTICS

YEAR	TEAM	W-L	ERA	G	GS	CG	SHO	SV	IP	H	R	ER	HR	HB	BB	SO	WP	BK
2010	Danville (R)	2-0	2.25	8	0	0	0	1	16.0	16	5	4	1	2	3	20	0	0
2011	Rome (A)	5-6	3.86	34	0	0	0	4	70.0	77	33	30	3	2	26	68	15	0
2012	Lynchburg (A)	4-4	2.15	32	0	0	0	1	46.0	44	16	11	2	0	17	41	3	0
	Mississippi (AA)	2-1	3.93	11	0	0	0	0	18.1	17	8	8	1	0	16	16	0	0
2013	Mississippi (AA)	3-1	4.43	36	0	0	0	0	42.2	43	25	21	1	0	22	28	1	0
	Lynchburg (A)	0-1	2.75	14	0	0	0	2	19.2	15	7	6	1	0	8	15	2	0
2014	Mississippi (AA)	3-2	2.48	36	0	0	0	7	54.1	42	16	15	2	1	9	76	1	0
	ATLANTA (NL)	0-0	0.73	15	0	0	0	0	12.1	10	1	1	0	0	3	15	1	0
	Gwinnett (AAA)	2-1	3.72	10	0	0	0	2	9.2	9	4	4	2	0	3	11	0	0
2015	NEW YORK (AL)	6-2	3.09	59	0	0	0	0	58.1	49	21	20	10	1	33	64	4	0
	Scranton/WB (AAA)	0-0	0.00	1	0	0	0	0	2.1	4	0	0	0	0	1	0	0	0
2016	NEW YORK (AL)	2-1	5.18	37	0	0	0	1	33.0	29	19	19	8	3	13	33	0	0
	Scranton/WB (AAA)	0-0	1.62	13	1	0	0	0	16.2	4	3	3	1	0	7	20	0	0
2017	NEW YORK (AL)	4-1	3.77	44	0	0	0	0	45.1	35	20	19	8	0	25	58	4	0
	Scranton/WB (AAA)	1-0	1.59	9	0	0	0	1	11.1	7	2	2	0	0	3	19	0	0
2018	NEW YORK (AL)	2-2	4.26	40	0	0	0	1	38.0	39	23	18	8	1	18	46	2	0
	ST. LOUIS (NL)	1-2	3.07	20	0	0	0	0	14.2	14	5	5	3	0	9	16	0	0
2019	Memphis (AAA)	2-2	3.45	51	0	0	0	3	60.0	45	25	23	6	3	26	68	3	0
	ST. LOUIS (NL)	1-0	9.00	3	0	0	0	0	2.0	2	2	2	0	1	1	2	0	0
Minor League Totals		24-18	3.11	255	1	0	0	21	367.0	323	144	127	20	8	141	382	25	0
Major League Totals		16-8	3.71	218	0	0	0	2	203.2	178	91	84	37	6	102	234	11	0

MAJOR LEAGUE HITTING TOTALS

YEAR	TEAM	AVG	G	AB	R	H	2B	3B	HR	RBI	SH	SF	HB	BB	SO	SB	CS	SLG	OBP	E
2019	ST. LOUIS (NL)	---	3	0	0	0	0	0	0	0	0	0	0	1	0	0	0	---	1.000	0
Career Totals		.000	46	3	0	0	0	0	0	0	0	0	0	1	2	0	0	.000	.250	0

CAREER FIELDING

POS	G	PO	A	E	PCT	TC	DP
P	218	7	23	0	1.000	30	0



DOMINIC SMITH

2 INF/OF

@TheRealSmith22
@dominicsmith22

HT 6-0 WT 239 BT L TH L

OPENING DAY AGE: 24
BIRTHDATE: JUNE 15, 1995
BIRTHPLACE: LOS ANGELES, CA
RESIDES: FORT PIERCE, FL
MLB SERVICE TIME: 1 YEAR, 146 DAYS
SIGNED BY: DREW TOUSSAINT
HOW OBTAINED: METS FIRST-ROUND PICK (11TH OVERALL) IN THE 2013 FIRST-YEAR PLAYER DRAFT
CONTRACT STATUS: ARBITRATION ELIGIBLE AFTER 2021. ELIGIBLE FREE AGENT AFTER 2024

STERLING ORGANIZATIONAL PLAYER OF THE YEAR: 2017

2019 SEASON

- Made his first career Opening Day roster...Set career-high marks in several offensive categories, including games (89), hits (50), runs scored (35), home runs (11), walks (19) and all three slashline categories (.282/.355/.525)...Made 27 starts in left field and eight at first base.
- Ended the Mets' season with a three-run, 11th-inning, walk-off home run on September 29 vs. Atlanta...Was his first plate appearance since July 26...Was the first-ever walk-off home run in a Mets season finale...Was the last of an MLB-record 6,776 home runs hit during the 2019 season.
- Batted .262 (11-42) with runners in scoring position...Conversely, ranked seventh in the NL with a .320 (32-100) mark with the bases empty (min. 100 AB).
- Finished 6-for-his-last-8 (.750) with 10 RBI with runners in scoring position...Before that stretch, had gone 5-34 (.147) with six RBI in RISP scenarios.
- Was hitting .386 (27-70) with a 1.110 OPS through his first 51 games...Finished 23-107 (.215) with a .721 OPS in his remaining 38 contests.
- Off the bench, went 14-44 (.318) with a 1.002 OPS, two doubles, three homers, 12 RBI, 12 runs scored and eight walks.
- Went 8-28 (.286) with two doubles, two homers, six RBI, eight walks and a 1.031 OPS as a pinch-hitter...Was one of eight players in the majors with at least 20 pinch-hit at-bats with an OPS over 1.000 in those situations...Ranked third in the majors with a .459 OBP as a pinch-hitter (min. 20 AB).
- Hit a go-ahead, three-run, pinch-hit homer on July 17 at Minnesota...Finished that game 2-3 with a career-high four RBI...The last Mets player with four or more RBI off the bench was José Bautista, who drove in seven as a substitute on August 16, 2018 (Game 1) at Philadelphia.
- Set a career-high with his 10th homer of the season on July 20 at San Francisco...In that game, went 3-5, tied a career-high with four RBI and started at first base for the first time since June 11 at Yankee Stadium.

2018 SEASON

- Began the year on the Disabled List with a strained right quad.
- Started 22 games at first base, 10 games in left field and one game as the designated hitter...Started in left field on June 19 at Colorado, his first major league start in the outfield.
- Turned in a career-high three hits, including his first career triple, on June 20 at Colorado.

CAREER BESTS

HITS, GAME
3 hits
4x, last, 7/20/19 at San Francisco

HOME RUNS, GAME
1 home run
25x, last, 9/29/19 vs. Atlanta

LEADOFF HR
None

INSIDE-THE-PARK HR
None

WALK-OFF HOME RUNS
1 walk-off home run
9/29/19 vs. Atlanta
(Grant Dayton)

PINCH-HIT HOME RUNS
3 pinch-hit home runs
last, 7/17/19 at Minnesota
(Trevor May)

RBI, GAME
4 RBI
2x, last, 7/20/19 at San Francisco

STOLEN BASES, GAME
1 stolen base
6/26/19 at Philadelphia

HITTING STREAK
6 games
6/24/19-6/29/19

GRAND SLAMS
None

SMITH, DOMINIC

2017 SEASON

- Was promoted from Las Vegas (AAA) of the Pacific Coast League on August 11 and made his debut that night at Philadelphia.
- Named the Sterling Organizational Minor League Player of the Year.
- Picked up his first major league hit with a single on August 11 at Philadelphia...Connected on his first career major league homer on August 15 at Yankee Stadium (off Sonny Gray)...Is the second Met to hit his first career home run in the Subway Series.
- Delivered his first career pinch-hit homer with his three-run homer in the seventh inning on September 27 vs. Atlanta.

2016 SEASON

- Won the Sterling Award for Binghamton, emblematic of the top player on his team.
- Finished among the Eastern League leaders in average (.302, eighth), RBI (91, third), and hits (146, third).
- Participated in the SiriusXM Futures Game in San Diego.

2015 SEASON

- Named the Florida State League's Player of the Year...Led the league in RBI and doubles.

- Won the Sterling Award, emblematic of the top player on his St. Lucie team.
- Named to the Florida State League post-season All-Star team.

2013 SEASON

- Won the Sterling Award, emblematic of the top player on his Gulf Coast League team.

BACKGROUND

- Dominic David Rene Smith graduated from Junipero Serra (CA) High School where he batted .493 (33-67) with seven home runs and 38 RBI in 27 games...Helped lead Serra to the CIF Division Three title in 2013.
- From ages 12-17, played for the Compton Youth RBI program sponsored by MLB.
- Helped underprivileged families go on a holiday shopping spree in 2017.

CAREER TRANSACTIONS

- Selected by the New York Mets in the first round (11th overall) in the 2013 First-Year Player Draft.
- On the 10-Day Disabled List, March 29-April 15, 2018, with a strained right quad.
- Placed on the 10-Day Injured list on July 27, 2019 with a stress reaction in his left foot...Transferred to the 60-Day Injured List from September 7-26.

CAREER STATISTICS

YEAR	TEAM	AVG	G	AB	R	H	2B	3B	HR	RBI	SH	SF	HBP	BB	SO	SB	CS	SLG	OBP	E
2013	GCL Mets (R)	.287	48	167	23	48	9	1	3	22	0	3	4	24	37	2	4	.407	.384	6
	Kingsport (R)	.667	3	6	2	4	4	0	0	4	0	0	0	2	0	0	0	1.333	.750	0
2014	Savannah (A)	.271	126	461	52	125	26	1	1	44	1	3	2	51	77	5	4	.338	.344	7
2015	St. Lucie (A)	.305	118	456	58	139	33	0	6	79	0	4	2	35	75	2	1	.417	.354	10
2016	Binghamton (AA)	.302	130	484	64	146	29	2	14	91	0	5	3	50	74	2	1	.457	.302	12
2017	Las Vegas (AAA)	.330	114	457	77	151	34	2	16	76	0	1	3	39	87	1	1	.519	.386	8
	METS	.198	49	167	17	33	6	0	9	26	0	1	1	14	49	0	0	.395	.262	2
2018	Las Vegas (AAA)	.258	84	337	52	87	21	1	6	41	0	2	2	34	76	3	0	.380	.328	5
	METS	.224	56	143	14	32	11	1	5	11	0	0	2	4	47	0	0	.420	.255	4
2019	METS	.282	89	177	35	50	10	0	11	25	0	0	1	19	44	1	2	.525	.355	3
	Syracuse (AAA)	.222	2	9	1	2	1	0	0	1	0	0	0	0	3	0	0	.333	.222	0
Minor League Totals		.295	625	2377	329	702	157	7	46	358	1	18	16	235	429	15	11	.425	.360	48
Major League Totals		.236	194	487	66	115	27	1	25	62	0	1	4	37	140	1	2	.450	.295	9

CAREER FIELDING

POS	G	PO	A	E	PCT	TC	DP
1B	110	575	48	5	.992	628	59
OF	46	59	1	4	.938	64	0



DREW

SMITH

62 RHP

@DrewBU3

@drewbu3

HT 6-2 WT 190 BT R TH R

OPENING DAY AGE: 26
BIRTHDATE: SEPTEMBER 24, 1993
BIRTHPLACE: FORT WORTH, TX
RESIDES: CROWLEY, TX
MLB SERVICE TIME: 1 YEAR, 101 DAYS
SIGNED BY: CHRIS WIMMER (DETROIT)
HOW OBTAINED: ACQUIRED FROM THE TAMPA BAY RAYS ON JULY 27, 2017 IN EXCHANGE FOR INF LUCAS DUDA
CONTRACT STATUS: ARBITRATION ELIGIBLE AFTER 2021. ELIGIBLE FREE AGENT AFTER 2024

2019 SEASON

- Underwent Tommy John surgery at the Hospital for Special Surgery on March 12...Missed the entire season.

2018 SEASON

- Had his contract selected from Las Vegas (AAA) of the Pacific Coast League on June 22...Optioned to Las Vegas on July 8...Recalled for a final time on July 20.
- Made his major league debut on June 23 vs. Los Angeles-NL with 1.0 scoreless inning.
- Earned his first major league win on September 3 at Los Angeles-NL...Fired 1.0 scoreless frame.
- Was unscored upon in 21 of 27 outings...Allowed six of his 11 earned runs in back-to-back outings (September 18 and September 23).
- Posted a 1.33 ERA (three earned runs/20.1 innings) from July 31-September 17, including a career-best 8.0 scoreless innings from July 31-August 19.

2017 SEASON

- Pitched for five different teams and three different organizations.
- Began the season in the Tigers organization with Lakeland (A) of the Florida State League.
- Assigned to Charlotte (A) of the Florida State League following the trade.
- Was promoted to Durham (AAA) of the International League on July 2 for one appearance...Assigned to Montgomery (AA) of the Southern League on July 18.

2015 SEASON

- Named a New York-Penn League mid-season All-Star while pitching for Connecticut (A).

BACKGROUND

- Andrew David (Drew) Smith graduated from Crowley (TX) High School where he was named the 2012 District MVP...Graduated in the top five percent of his class and received the Marine Corps Distinguished Athlete Award.
- Pitched for the Mat-su Miners of the Alaska Baseball League during the summer of 2013 and was named the league's fifth-best prospect by *Baseball America*...Other notable Alaska Baseball League alumni include Aaron Judge (2011), Paul Goldschmidt (2008) and Stephen Piscotty (2010).
- Played collegiately at Dallas Baptist University for three seasons before being selected by Detroit in 2015.
- At the time of his drafting, Smith was the fifth-highest draft pick in school history.

CAREER BESTS

WIN STREAK

1 game

9/3/18

LOSS STREAK

1 game

9/18/18-present

STRIKEOUTS GAME

2 strikeouts

4x, last, 9/25/18 vs. Atlanta

LONGEST OUTING, RELIEVER

2.0 innings

3x, last, 9/9/18 vs. Philadelphia

MOST WALKS GAME

2 walks

6/23/18 vs. Los Angeles-NL

SCORELESS STREAK

8.0 innings

7/31/18-8/19/18

SMITH, DREW

CAREER TRANSACTIONS

- Selected by the Detroit Tigers in the third-round of the 2015 First-Year Player Draft.
- Acquired by Tampa Bay on April 28, 2017 as the player-to-be-named-later to complete a trade that sent OF Mikie Mahtook to Detroit on January 18, 2017.
- Acquired by the Mets on July 27, 2017 in exchange for INF Lucas Duda.
- On the 10-Day Injured List, March 28 (retroactive to March 25), 2019 after undergoing Tommy John surgery...Transferred to the 60-Day Injured List on May 3...Missed the rest of the season.

CAREER STATISTICS

YEAR	TEAM	W-L	ERA	G	GS	CG	SHO	SV	IP	H	R	ER	HR	HB	BB	SO	WP	BK
2015	GCL Tigers (R)	0-0	0.00	1	0	0	0	0	1.2	1	0	0	0	1	0	3	0	0
	Connecticut (A)	2-0	0.33	11	0	0	0	2	27.2	15	1	1	0	1	4	33	2	0
	West Michigan (A)	1-0	0.00	1	0	0	0	0	1.2	1	1	0	0	0	1	2	0	0
2016	West Michigan (A)	1-2	2.96	35	0	0	0	4	48.2	34	18	16	0	4	23	62	5	0
	Lakeland (A)	1-0	0.77	7	0	0	0	0	11.2	4	2	1	0	0	4	12	1	0
2017	Charlotte (A)	0-2	2.20	20	0	0	0	7	28.2	26	11	7	1	0	5	28	0	0
	Durham (AAA)	0-0	0.00	1	0	0	0	0	1.0	1	0	0	0	0	0	0	0	0
	Montgomery (AA)	0-0	0.00	3	0	0	0	0	3.2	1	0	0	0	1	0	0	0	0
	Binghamton (AA)	3-2	1.80	11	0	0	0	0	15.0	8	4	3	1	0	5	17	0	0
	Binghamton (AA)	0-0	2.08	2	0	0	0	1	4.1	2	1	1	0	0	1	6	0	0
	Las Vegas (AAA)	5-1	2.76	23	1	0	0	2	32.2	26	12	10	3	4	12	30	3	0
	METS	1-1	3.54	27	0	0	0	0	28.0	34	11	11	2	2	6	18	1	0
2019		Did Not Pitch - Injured																
Minor League Totals		13-7	1.99	115	1	0	0	16	176.2	119	50	39	5	11	55	193	11	0
Major League Totals		1-1	3.54	27	0	0	0	0	28.0	34	11	11	2	2	6	18	1	0

MAJOR LEAGUE HITTING TOTALS

YEAR	TEAM	AVG	G	AB	R	H	2B	3B	HR	RBI	SH	SF	HB	BB	SO	SB	CS	SLG	OBP	E
2018	METS	.000	25	0	0	0	0	0	0	0	0	0	0	0	0	0	0	.000	.000	0

CAREER FIELDING

POS	G	PO	A	E	PCT	TC	DP
P	27	0	4	0	1.000	4	1

MOST RUNS SCORED BY INNING

1st Inning	9, August 16, 1988, at San Francisco
2nd Inning	8, three times, last, June 6, 1980, vs. Pittsburgh
3rd Inning	12, April 29, 2016 vs. San Francisco
4th Inning	10, May 16, 2015 vs. Milwaukee
5th Inning	10, August 16, 2018 (Game One) at Philadelphia
6th Inning	11, July 16, 2006, at Chicago (NL)
7th Inning	8, three times, last, May 17, 2002 at San Diego
8th Inning	10, June 30, 2000 vs. Atlanta
9th Inning	9, April 6, 2002 at Atlanta
10th Inning	6, August 1, 2001 at Houston
11th Inning	6, June 30, 1979 at Chicago (NL)
12th Inning	4, April 14, 2000 at Pittsburgh
13th Inning	4, August 27, 2015 at Philadelphia
14th Inning	4, June 26, 1963 vs. Chicago (NL)
15th Inning	3, September 7, 1973 (Game Two) at Montreal
16th Inning	2, September 1, 1963 vs. Milwaukee
17th Inning	3, two times, last, July 7, 2007 at Houston
18th Inning	2, July 19, 2015 at St. Louis
19th Inning	5, July 4, 1985 at Atlanta
20th Inning	1, April 17, 2010 at St. Louis



NON-ROSTER INVITEE

KEVIN

SMITH

84 LHP

Twitter @k_smith08

Instagram @_ksmith11

HT	6-5	WT	200	BT	R	TH	L
----	-----	----	-----	----	---	----	---

OPENING DAY AGE: 22

BIRTHDATE: MAY 13, 1997

BIRTHPLACE: DUNWOODY, GA

RESIDES: ATHENS, GA

MLB SERVICE TIME: 0 YEARS, 0 DAYS

SIGNED BY: TOMMY JACKSON

HOW OBTAINED: METS SEVENTH-ROUND PICK IN THE 2018 FIRST-YEAR PLAYER DRAFT

CONTRACT STATUS: SIGNED THROUGH 2020

STERLING ORGANIZATIONAL PITCHER OF THE YEAR: 2019

2019 SEASON

- Was named the Mets' 2019 Sterling Organizational Pitcher of the Year.
- Led the Mets' organization with 130 strikeouts and ranked third with a 3.15 ERA (41 earned runs/117.0 innings)...Owned a 10.0 K/9 in a career-high 23 appearances, all starts, between both levels.
- Allowed three-or-fewer runs in 20 of his 23 starts...Gave up two-or-fewer runs in 16 starts.
- Recorded a career-high nine strikeouts May 9 vs. Charlotte (A)...Matched the feat on June 20 at Florida (A) and on July 1 at Charlotte (A).
- Ranked second in the FSL and eighth among all pitchers at the High-A level with 102 strikeouts at the time of his promotion.
- Earned the win in his first start with Binghamton (AA) on July 20 at Akron (AA)...Allowed two earned runs in 5.2 innings.
- Was on the 7-day injured list from August 15 through the end of the season.

2018 SEASON

- Made professional debut with Brooklyn (A) of the New York-Penn League.

- Began career on a 9.0 scoreless-inning streak from June 23-July 8...Allowed just three hits and issued one walk over a four-game span.

BACKGROUND

- Kevin Patrick Smith graduated from Dunwoody (GA) High School...Played for Chan English... Was a 2015 Perfect Game Honorable Mention All-American and a 2015 PG Southwest Region Honorable Mention...Also named Pitcher of the Year for 6-4-3 DP Academy.
- Attended the University of Georgia...Bounced between the starting rotation and the bullpen... Was 18-7 with two saves and a 4.17 ERA in 55 appearances (26 starts) over three years for the Bulldogs...Advanced to the NCAA Athens Regional Final in 2018.
- Led the Bulldogs his junior year in wins (eight), ERA (3.69), and strikeouts (79).

CAREER TRANSACTIONS

- Selected by the New York Mets in the seventh round of the 2018 First-Year Player Draft.

CAREER STATISTICS

YEAR	TEAM	W-L	ERA	G	GS	CG	SHO	SV	IP	H	R	ER	HR	HB	BB	SO	WP	BK
2018	Brooklyn (A)	4-1	0.76	12	3	0	0	0	23.2	12	3	2	1	0	6	28	1	0
2019	St. Lucie (A)	5-5	3.05	17	17	0	0	0	85.2	83	30	29	5	3	24	102	8	0
	Binghamton (AA)	3-2	3.45	6	6	0	0	0	31.1	25	12	12	1	0	15	28	3	1
Minor League Totals		12-8	2.75	35	26	0	0	0	140.2	120	45	43	7	3	45	158	12	1

SMITH, KEVIN



MARCUS STROMAN

0 RHP

@STRO
@mstroo6

HT **5-7** WT **180** BT **R** TH **R**

OPENING DAY AGE: 28
BIRTHDATE: MAY 1, 1991
BIRTHPLACE: MEDFORD, NJ
RESIDES: PALM HARBOR, FL
MLB SERVICE TIME: 5 YEARS, 148 DAYS
SIGNED BY: JOHN HENDRICKS (TORONTO)
HOW OBTAINED: ACQUIRED FROM TORONTO ON JULY 28, 2019 IN EXCHANGE FOR LHP ANTHONY KAY AND RHP SIMEON WOODS-RICHARDSON
CONTRACT STATUS: SIGNED THROUGH 2020

☆ ALL-STAR: 2019 (AL) 🏆 GOLD GLOVE: 2017 ☆ WORLD BASEBALL CLASSIC MVP: 2017

CAREER HIGHLIGHTS

- Was named to his first All-Star team in 2019.
- Ranked second among qualifying pitchers in ground ball rate (58.7 percent) from 2014-2019.
- Ranks ninth in the majors with a 0.83 HR/9 since 2014, his rookie season...Among pitchers with at least 800.0 innings pitched since 2014, Stroman had allowed the third-fewest extra-base hits (242), behind Carlos Martínez (210) & Francisco Liriano (241).
- Started two series-clinching wins for the Blue Jays in the postseason...Started Game 5 of the 2015 ALDS vs. Texas and the 2016 American League Wild Card game...Delivered a quality start in both games to help Toronto advance.
- Earned 2017 World Baseball Classic MVP honors, posting a 1-1 record with a 2.35 ERA (four earned runs/15.1 innings) for Team USA...Took a no-hitter into the seventh inning of the championship game, an 8-0 victory over Puerto Rico...His work in the final game also earned him the USABA International Performance of the Year Award in December.

2019 SEASON

- Went 4-2 with a 3.77 ERA (25 earned runs/59.2 innings) in his 11 starts with New York...The Mets were 8-3 in his 11 starts after he joined the team on July 28, winning each of his first four starts as well as his final four outings of the season.
- Was 6-11 with a 2.96 ERA (41 earned runs/124.2 innings) with the Blue Jays.
- His 3.22 ERA ranked 12th in the majors...Ranked fourth in the majors with a 54.7 percent ground ball rate...His 1.57 groundout/air out ratio was the sixth-highest in the majors...Finished the 2019 season ranked seventh in baseball with a 0.88 HR/9 ratio.
- Threw 7.0 shutout innings on Opening Day for Toronto, his second career Opening Day start, and allowed just two hits.
- In 14 starts on the road, Stroman was 6-4 with a 2.72 ERA (25 earned runs/82.2 innings)...That was the seventh-best road ERA in the majors...In five road starts with New York, Stroman went 2-0, allowing nine earned runs in 27.1 innings (2.96 ERA).
- Stroman held right-handed batters to a career-low .220 batting average in 2019...Righties went just 74-337 against Stroman with a .612 OPS (15th-lowest OPS against vs. RHB in the majors).
- Was one of just six pitchers this season to pitch at least 170.0 innings and hit two or fewer batters (also, Merrill Kelly, Clayton Kershaw, Masahiro Tanaka, José Quintana and Zack Wheeler).

CAREER BESTS

- WIN STREAK**
9 games
9/20/14-5/1/16
- LOSS STREAK**
6 games
9/30/17-5/8/18
- STRIKEOUTS, GAME**
13 strikeouts
8/1/16, Toronto at Houston
- DOUBLE-DIGIT STRIKEOUT GAMES**
2 games
last, 10 strikeouts, 4/28/17,
Toronto vs. Tampa Bay
- LONGEST OUTING, STARTER**
9.0 innings
4x, last, 4/23/17,
Toronto at Los Angeles-AL
- MOST WALKS, GAME**
6 walks
2x, last, 5/21/19,
Toronto vs. Boston
- SCORELESS STREAK**
16.0 innings
7/19/14-7/29/14
- LAST COMPLETE GAME**
4/23/17, Toronto at Los Angeles-AL
- LAST SHUTOUT**
9/8/14, Toronto vs. Chicago-NL (W, 4-0)
- FEWEST HITS, COMPLETE GAME**
3 hits
9/8/14, Toronto vs. Chicago-NL (W, 4-0)
- FEWEST WALKS, COMPLETE GAME**
0 walks
9/8/14, Toronto vs. Chicago-NL (W, 4-0)

2018 SEASON

- Led the majors with a 63.3 percent ground ball rate.
- Was on the Disabled List twice...Dealt with right shoulder fatigue (May 9-June 22) and a right middle finger blister (August 18-September 2).
- Recorded his 500th career strikeout on June 29 vs. Detroit, fanning James McCann in the 5th inning to reach the milestone.

2017 SEASON

- Was named a Gold Glove winner for the first time in his career...Finished eighth in the AL Cy Young balloting.
- Led the majors in ground ball percentage (62.9 percent) and double plays induced (34).
- Was one of just seven pitchers to eclipse 200.0 innings in both 2017 and 2016.
- Tossed two complete games in April on April 12 vs. Milwaukee and April 23 at Los Angeles-AL.

2016 SEASON

- Led the majors with a 61.4 percent ground ball percentage.
- Became the third-youngest pitcher in Blue Jays history to start on Opening Day (24 years, 338 days)...Was three outs shy of a complete game.
- Fanned a career-high 13 batters on August 1 at Houston...Was his first career double-digit strikeout performance.

POSTSEASON

- Threw 6.0 innings and allowed two runs, earned, on four hits with six strikeouts in the American League Wild Card game vs. Baltimore.
- Suffered his 1st career postseason loss in Game 3 of the 2016 ALCS against Cleveland after allowing four earned runs over 5.1 innings.

2015 SEASON

- Suffered a torn left ACL during spring training and underwent surgery before the season began...Returned in September to make four starts...Won all four games and posted a 1.67 ERA (five earned runs/27.0 innings).

POSTSEASON

- Made his first career start in the playoffs (ALDS Game 2 vs. Texas)...Allowed three runs over the first two frames before retiring 15 of the next 18 batters.
- Allowed a career-high 11 hits in Game 3 of the 2015 ALCS vs. Kansas City...Gave up four earned runs over 6.1 innings to earn his 1st career postseason win.

2014 SEASON

- Began the season with Buffalo (AAA) and was called up to make his major league debut on May 4 at Pittsburgh...Made five appearances out of the bullpen before being optioned on May 18.
- Earned his first major league win on May 6 at Philadelphia.
- Was recalled on May 31 to make his first career start vs. Kansas City...Remained in the rotation for the remainder of the season.
- Threw his first shutout on September 8 vs. the Cubs.

2013 SEASON

- Was a MiLB.com Organizational All-Star for Toronto after spending the season with New Hampshire (AA) and pitching to a 3.30 ERA (41 earned runs/111.2 innings) in 20 starts.

2012 SEASON

- Made his professional debut as a reliever with Vancouver (A) after being drafted in the first round...Was promoted to New Hampshire (AA) after seven games.

BACKGROUND

- Marcus Earl Stroman graduated from Patchogue-Medford High School in Medford, New York before attending Duke University...Became Duke's first ever first-round Major League Baseball draft pick when he was selected 22nd overall by Toronto in 2012...Completed his diploma at Duke University in the summer of 2015 while rehabbing his knee.
- Earned All-America honors from Louisville Slugger (Second Team), Perfect Game USA (Second Team), National Collegiate Baseball Writers Association (Third Team) and Baseball America (Third Team) as a junior...Named First Team All-ACC and was an ACC Academic Honor Roll selection in 2012...Led all NCAA pitchers with 136 strikeouts.
- Pitched against his rotation-mate Steven Matz in a 1-0 high school game on April 16, 2009...Stroman fanned 14 and issued no walks in a three-hitter...Matz won after tossing a one-hitter with 12 strikeouts...The game ended on a dropped third strike that allowed Ward-Melville (Matz' school) to score the winning run.
- Played on the same summer league team as Matz throughout their youth, including the Pavco Storm.
- Initiated HDMH (Height Doesn't Measure Heart), a clothing line created to inspire and encourage society, while motivating youth to overcome adversity and chase their dreams.

CAREER TRANSACTIONS

- Selected by the Toronto Blue Jays in the first round (22nd overall) of the 2012 First-Year Player Draft.
- On the 60-Day Disabled List, April 5-September 10, 2015 with a torn left ACL.
- On the 10-Day Disabled List, May 9-June 22, 2018 with right shoulder fatigue.
- On the 10-Day Disabled List, August 18-September 2, 2018 with a right middle finger blister.
- Acquired by the Mets from Toronto on July 28, 2019 in exchange for LHP Anthony Kay and RHP Simeon Woods-Richardson.

CAREER STATISTICS

YEAR	TEAM	W-L	ERA	G	GS	CG	SHO	SV	IP	H	R	ER	HR	HB	BB	SO	WP	BK
2012	Vancouver (A)	1-0	3.18	7	0	0	0	0	11.1	8	5	4	0	0	3	15	0	0
	New Hampshire (AA)	2-0	3.38	8	0	0	0	0	8.0	8	3	3	1	0	6	8	1	0
2013	New Hampshire (AA)	9-5	3.30	20	20	0	0	0	111.2	99	48	41	13	3	27	129	4	0
2014	Buffalo (AAA)	2-4	3.03	7	7	1	0	0	35.2	32	14	12	1	2	9	45	0	0
	TORONTO (AL)	11-6	3.65	26	20	1	1	1	130.2	125	56	53	7	3	28	111	9	1
2015	Lansing (A)#	0-0	0.00	1	1	0	0	0	4.2	0	0	0	0	0	1	7	1	0
	Buffalo (AAA)#	0-1	12.00	1	1	0	0	0	3.0	8	4	4	0	0	4	5	0	0
	TORONTO (AL)	4-0	1.67	4	4	0	0	0	27.0	20	5	5	2	1	6	18	2	1
2016	TORONTO (AL)	9-10	4.37	32	32	0	0	0	204.0	209	104	99	21	4	54	166	9	1
2017	TORONTO (AL)	13-9	3.09	33	33	2	0	0	201.0	201	82	69	21	6	62	164	3	1
2018	Dunedin (A)#	0-1	4.15	1	1	0	0	0	4.1	1	2	2	1	0	4	3	0	0
	TORONTO (AL)	4-9	5.54	19	19	0	0	0	102.1	115	68	63	9	2	36	77	3	1
2019	TORONTO (AL)	6-11	2.96	21	21	0	0	0	124.2	118	50	41	10	0	35	99	4	0
	METS	4-2	3.77	11	11	0	0	0	59.2	65	27	25	8	1	23	60	3	0
Minor League Totals		14-11	3.32	45	30	1	0	0	178.2	156	76	66	16	5	54	212	6	0
Major League Totals		51-47	3.76	146	140	3	1	1	849.1	853	392	355	78	17	244	695	33	5

rehabilitation assignment

CAREER PLAYOFF STATISTICS

YEAR	RND	TEAM/OPP	W-L	ERA	G	GS	CG	SHO	SV	IP	H	R	ER	HR	HB	BB	SO	WP	BK
2015	ALDS	TOR vs. TEX	0-0	3.46	2	2	0	0	0	13.0	11	6	5	1	0	3	9	0	0
	ALCS	TOR vs. KC	1-0	5.68	1	1	0	0	0	6.1	11	4	4	0	0	1	1	1	0
2016	ALWC	TOR vs. BAL	0-0	3.00	1	1	0	0	0	6.0	4	2	2	1	0	0	6	0	0
	ALDS	TOR vs. TEX	Did Not Pitch																
	ALCS	TOR vs. CLE	0-1	6.75	1	1	0	0	0	5.1	3	4	4	2	0	3	5	1	0
Postseason Totals			1-1	4.40	5	5	0	0	0	30.2	29	16	15	4	0	7	21	2	0
CS Totals			1-1	6.17	2	2	0	0	0	11.2	14	8	8	2	0	4	6	2	0

ALL-STAR GAME

YEAR	LEAGUE/SITE	W-L	ERA	G	GS	CG	SHO	SV	IP	H	R	ER	HR	HB	BB	SO	WP	BK
2019	AL/Cleveland	Did Not Pitch																

WORLD BASEBALL CLASSIC

YEAR	CLUB	W-L	ERA	G	GS	CG	SHO	SV	IP	H	R	ER	HR	HB	BB	SO	WP	BK
2017	United States	1-1	2.35	3	3	0	0	0	15.1	12	4	4	0	1	2	9	0	0

MAJOR LEAGUE HITTING TOTALS

YEAR	TEAM	AVG.	G	AB	R	H	2B	3B	HR	RBI	SH	SF	HBP	BB	SO	SB	CS	SLG	OBP	E
2019	TOTAL	.043	12	23	2	1	0	0	0	0	2	0	0	0	13	0	0	.043	.043	4
Career Totals		.105	133	38	7	4	1	0	1	1	3	0	0	0	18	0	0	.211	.105	9

Last Home Run — May 18, 2017 at Atlanta (Julio Teheran)

Most Hits, Game — 1, 4x, last - August 15, 2019 at Atlanta

Most RBI, Game — 1, May 18, 2017 at Atlanta

CAREER FIELDING

POS	G	PO	A	E	PCT	TC	DP
P	146	64	148	9	.959	221	11



NOAH SYNDERGAARD

34 RHP

[@Noahsyndergaard](#)
[@Nsnydergaard](#)

HT	6-6	WT	242	BT	L	TH	R
----	-----	----	-----	----	---	----	---

OPENING DAY AGE: 27
 BIRTHDATE: AUGUST 29, 1992
 BIRTHPLACE: MANSFIELD, TX
 RESIDES: MANSFIELD, TX
 MLB SERVICE TIME: 4 YEARS, 149 DAYS
 SIGNED BY: STEVE MILLER (TORONTO)
 HOW OBTAINED: ACQUIRED WITH C JOHN BUCK, C TRAVIS D'ARNAUD AND OF WILMER BECERRA FROM THE TORONTO BLUE JAYS IN EXCHANGE FOR RHP R.A. DICKEY, C MIKE NICKEAS AND C JOSH THOLE ON DECEMBER 17, 2012
 CONTRACT STATUS: ELIGIBLE FREE AGENT AFTER 2021

☆ ALL-STAR: 2016 🏆 TOPPS ROOKIE ALL-STAR: 2015

CAREER HIGHLIGHTS

- Named to the 2016 NL All-Star team, his first career All-Star selection...Did not pitch in the game due to arm fatigue.
- Was the National League's Player of the Week for the week of April 29-May 5, 2019 and May 16-22, 2016...Also was the NL Co-Player of the Week for the week of July 27-August 2, 2015.
- Enters the season with six career homers, tied for second-most in Mets history for a pitcher with Tom Seaver (six)...Trails Dwight Gooden (seven).
- Became the fastest Mets pitcher to 500 strikeouts (by innings pitched) on July 20, 2018 vs. the Yankees...Did so in 438.1 innings, surpassing Dwight Gooden, who fanned his first 500 batters in 445.1 innings.
- Had 654 strikeouts in his first 100 games...Per Elias, the only active pitchers with more through 100 career appearances are Yu Darvish (812), Stephen Strasburg (690), Jacob deGrom (675) and Corey Kluber (657)...The only Mets in club history with more strikeouts in their first 100 career games are deGrom and Dwight Gooden (749).
- Is one of five pitchers in Mets history with multiple 200-strikeout seasons...Tom Seaver had nine and Jacob deGrom, David Cone and Dwight Gooden have each had four.
- Enters 2020 ranked 11th on the Mets' all-time strikeout list with 775...Jon Niese is 10th with 838...Has 36 career postseason strikeouts, fourth-most for a pitcher in Mets history...Trails Tom Seaver (46), Al Leiter (40) and Dwight Gooden (38).

2019 SEASON

- Set career-highs in innings (197.2) and games (32)...Reached the 200-strikeout mark for the second time (also, 2016).
- Missed two weeks in June with a strained right hamstring.
- Per Elias, on May 2 vs. Cincinnati, he became the 10th pitcher to throw a shutout while homering for the only run in a 1-0 victory... He is just the third pitcher to record such a game while also racking up double-digit strikeouts...Before that game, it had been nearly 36 years before the last "true win" and almost 60 years since the last double-digit strikeout game in a "true win."
- Won four-straight decisions in a five-start span from June 9-July 13...The Mets won all five games.
- Tossed a career-best eight-straight quality starts from July 13-August 22, pitching to a 1.82 ERA (11 earned runs/54.1 innings) with 55 strikeouts and just 12 walks.

CAREER BESTS

- WIN STREAK**
6 games
5/11/16-6/22/16
- LOSS STREAK**
4 games
7/8/16-8/11/16
- STRIKEOUTS, GAME**
13 strikeouts
7/10/15 vs. Arizona
- DOUBLE-DIGIT STRIKEOUT GAMES**
17 games
last, 9/2/19 at Washington
- LONGEST OUTING, STARTER**
9.0 innings
3x, last, 5/2/19 vs. Cincinnati
- LONGEST OUTING, RELIEVER**
1.0 inning
5/31/16 vs. Chicago-AL
- MOST WALKS, GAME**
5 walks
3x, last, 7/24/19 vs. San Diego
- SCORELESS STREAK**
15.0 innings
9/25/18-9/30/18
- LAST COMPLETE GAME**
5/2/19 vs. Cincinnati (Won, 1-0)
- LAST COMPLETE-GAME SHUTOUT**
5/2/19 vs. Cincinnati (Won, 1-0)
- FEWEST HITS, COMPLETE-GAME**
2 hits
9/2/18 at San Francisco (Won, 10-3)

SYNDERGAARD, NOAH

- Hit two homers, tied for the fourth-most by a Mets pitcher in a single season (three Mets, including Syndergaard, have hit three in a season)
- Pitched at least 7.0 innings in 13 of his 32 starts... Jacob deGrom (19), Zack Wheeler (15) and Hyun-Jin Ryu (15) were the only NL pitchers with more such starts...The Mets went 10-3 (.769) when Syndergaard threw at least 7.0 innings.

2018 SEASON

- Led the Mets with 13 wins...Went 11-3 in his final 17 starts...The Mets went 16-9 (.640) in his starts... Went 8-0 in 13 starts against teams outside the NL East...Ended the season riding a career-best 15.0-inning scoreless streak.
- Had the NL's fourth-best FIP (2.80, min. 150.0 innings) and ranked eighth in the league with 4.2 WAR according to Fangraphs...Tied for the major league lead in complete games and shutouts.
- Threw his first two career complete games on September 2 at San Francisco and on September 30 vs. Miami (a 1-0 shutout).
- According to PitchF/X average pitch velocity data, Syndergaard had MLB's fastest four-seam fastball (98.1 mph), changeup (90.9 mph), slider (92.6 mph) and curveball (83.6 mph) among all 78 pitchers who threw at least 140.0 innings.
- His 0.52 overall HR/9 rate was the third-lowest in the majors (min. 150.0 innings)...Had a career-best 49.0-inning homerless streak from August 1-September 8.
- According to Fangraphs, he induced soft contact 25.3 percent of the time, the highest rate in the NL and second-highest in the majors, behind only Chris Sale (27.4 percent)...Only 21.9 percent of balls in play against Syndergaard were of the hard-hit variety, the lowest percentage in the majors (min. 150.0 innings).

2017 SEASON

- Lasted 1.1 innings and allowed five runs on April 30 at Washington before leaving with a lat injury... Pitched 3.0 scoreless innings over his final two starts following his activation (September 23 vs. Washington and October 1 at Philadelphia).
- Pitched 6.0 shutout innings on Opening Day in the Mets 6-0 win over the Braves at Citi Field... At 24 years and 217 days old, he became the third-youngest pitcher in franchise history to start on Opening Day...Only Dwight Gooden (four times, 1985-86, 88-89) and Tom Seaver (twice, 1968-69) were younger.
- Struck out 31 batters to start the season without allowing a walk, the longest streak in team history to begin a season...Since the pitching mound was set at its current distance in 1893, only one

pitcher had more than 30 strikeouts before his first walk of the season prior to Syndergaard... Adam Wainwright rang up 35 strikeouts before his first walk in 2013...Courtesy of Elias.

- Dating to his final regular season start of 2016, he tossed 32.0 consecutive walk-free innings and struck out 38 in that time...His five consecutive starts without allowing a walk was tied for the second-longest streak in franchise history with Bret Saberhagen, Eric Hillman, and Craig Swan... Bartolo Colón has the franchise-best streak (seven games).

2016 SEASON

- Named to the 2016 NL All-Star team, his first career All-Star selection...Did not pitch in the game due to arm fatigue.
- His 2.60 ERA was third-best in the major leagues while his 218 strikeouts were tied for ninth-most in the majors (tied for fourth most in the NL)...Had a 5.07 strikeout-to-walk ratio, second-best in the NL.
- Earned NL Player of the Week honors for the week of May 16-22.
- Reached the 200 strikeout plateau for the first time in his career...It took 171.1 innings to reach the landmark, the second-fewest innings to 200 strikeouts in a season in Mets history, trailing Dwight Gooden who did so in 165.2 innings.
- Came out of the bullpen for 1.0 inning on May 31 vs. Chicago-AL and struck out two...Was his first career regular-season bullpen appearance.
- Drove in all four Mets runs with two homers on May 11 at Dodger Stadium...Became the first pitcher since Micah Owings on August 18, 2007 to have a multi-homer game...Walt Terrell is the only other Mets pitcher with a multi-homer game.
- Had three home runs, tied for the most in franchise history in a single season by a pitcher with Tom Seaver (1972) and Walt Terrell (1983).
- Finished the year with six extra-base hits (three doubles and three home runs), tied for second-most all-time by a Mets pitcher in a single season with Ron Darling (1988), Dwight Gooden (1993) and Rick Reed (1997).

POSTSEASON

- Tossed 7.0 scoreless innings and allowed two hits in the NL Wild Card Game versus San Francisco...Fanned a postseason career-high 10 in his no-decision...Was the fifth time in Mets history a pitcher recorded double-digit strikeouts in a postseason game.

2015 SEASON

- Named to the *Topps* Rookie All-Star team.

- Began the year with Las Vegas (AAA) of the Pacific Coast League...Was recalled on May 9.
- Made his major league debut at Chicago-NL on May 12...Earned first career win five days later on May 17 vs. Milwaukee.
- Logged 166 strikeouts during his rookie campaign (24 starts) to lead all rookies.
- Tabbed as the NL Co-Player of the Week with teammate Lucas Duda for the week of July 27-August 2...Was 2-0 with a 1.13 ERA (two earned runs/16.0 innings).
- Took a perfect game into the seventh on July 28 vs. San Diego, the longest perfect game bid by a Mets rookie in team history.
- Hit his first major league home run, a solo homer to dead center, on May 27 vs. Philadelphia (off Sean O'Sullivan)...Was his first major-league hit.

POSTSEASON

- Started three games during the playoffs, one in each round, and was credited with the win in two of the three games.
- His 26 strikeouts tied for second-most by a rookie in postseason history.
- Made his first career playoff start in Game 2 of the NLDS at Los Angeles...Turned in a quality start (6.1 innings, three runs and nine strikeouts).
- Came out of the bullpen for the first time in his major league career in Game 5 of the NLDS at Los Angeles and pitched a scoreless seventh inning with two strikeouts.
- Started and won Game 2 of the NLCS vs. Chicago...Limited the Cubs to one run on three hits in 5.2 innings with nine strikeouts.
- Was the winning pitcher in Game 3 of the World Series vs. Kansas City...Became the second-youngest Met to win a World Series game...Turned in another quality start (6.0 innings, three runs, six strikeouts).

2014 SEASON

- Led the Pacific Coast League with 145 strikeouts in 133.0 innings.
- Picked up the save in the Futures Game, a 3-2 triumph for the United States.

2013 SEASON

- Named to the FSL All-Star team.
- Started and hurled a scoreless inning for Team USA in the 2013 Futures Game at Citi Field.
- Along with Jeff Walters, he won the Sterling Award as the Co-MVP at Binghamton (AA).

2012 SEASON

- Named a Midwest League All-Star.

BACKGROUND

- Noah Seth Syndergaard graduated from Mansfield Legacy (TX) High School in 2010...Hit a grand slam in the second round of the playoffs his senior year...Also threw two no-hitters during his senior season.
- Hobbies include fishing and playing golf.
- Nicknames each of the gloves he wears on the mound after his favorite TV shows and movie characters...Glove names include: Drago (*Rocky IV*), which was the glove he used in the 2013 Futures Game at Citi Field, Heisenberg (*Breaking Bad*), Jon Snow (*Game of Thrones*), Lion, Thor (*Marvel*) and Rick Grimes (*The Walking Dead*).
- Raffles off his old gloves with his signature nicknames to raise money for the Sjögren's Syndrome Foundation, a disease that his mother suffers from.
- Appeared as Synder-claus at the Mets annual Kids Holiday Party in 2016 to help hand out gifts... Was an elf at the 2017 Mets Holiday Party for kids.
- Took part in the inaugural Kids Holiday Shopping Spree on December 14, 2016 as part of Metsgiving...Shopped with children at the College Point Target in Queens picking out gifts for them and their families.
- Was honored by the New York chapter of the BBWAA along with fellow starters Jacob deGrom, Matt Harvey and Steven Matz as the "Toast of the Town" at the organization's annual dinner on January 23, 2016 and as the NY Baseball Athlete of the Year at the organization's annual awards dinner on January 21, 2017.
- Appeared as a Lannister soldier in episode four of season seven of HBO's *Game of Thrones*.
- Had a cameo on season one of the CBS comedy series *Kevin Can Wait* with Kevin James.
- Won CNBC's 2019 Stock Draft...Picked stocks and competed against various celebrities...His stocks yielded the largest return.

CAREER TRANSACTIONS

- Selected by the Toronto Blue Jays in the supplemental round (38th overall) in the 2010 First-Year Player Draft.
- Acquired by the New York Mets with catchers John Buck and Travis d'Arnaud and outfielder Wilmer Becerra in exchange for right-handed pitcher R.A. Dickey and catchers Mike Nickeas and Josh Thole on December 17, 2012.

- On the 60-Day Disabled List, May 1-September 23, 2017, with a partial tear in his right lat.
- On the 10-Day Disabled List, May 29, retroactive to May 26-July 13, 2018, with a strained ligament in his right index finger.
- On the 10-Day Disabled List, July 23, retroactive to July 21-August 1, 2018, with hand, foot and mouth disease.
- On the 10-Day Injured List, June 16-30, 2019, with a strained right hamstring.



CAREER STATISTICS

YEAR	TEAM	W-L	ERA	G	GS	CG	SHO	SV	IP	H	R	ER	HR	HB	BB	SO	WP	BK
2010	GCL Blue Jays (R)	0-1	2.70	5	5	0	0	0	13.1	11	7	4	0	0	4	6	1	0
2011	Vancouver (A)	1-2	2.00	4	4	0	0	0	18.0	15	5	4	0	0	5	22	2	0
	Lansing (A)	0-0	3.00	2	2	0	0	0	9.0	8	4	3	0	0	2	9	0	0
	Bluefield (R)	4-0	1.41	7	5	0	0	0	32.0	23	5	5	1	0	11	37	0	0
2012	Lansing (A)	8-5	2.60	27	19	0	0	1	103.2	81	41	30	3	3	31	122	1	0
2013	Binghamton (AA)	6-1	3.00	11	11	0	0	0	54.0	46	23	18	8	0	12	69	2	0
	St. Lucie (A)	3-3	3.11	12	12	0	0	0	63.2	61	25	22	3	1	16	64	4	1
2014	Las Vegas (AAA)	9-7	4.60	26	26	0	0	0	133.0	154	77	68	11	6	43	145	6	0
2015	Las Vegas (AAA)	3-0	1.82	5	5	1	1	0	29.2	20	7	6	2	0	8	34	1	0
	METS	9-7	3.24	24	24	0	0	0	150.0	126	60	54	19	3	31	166	6	0
2016	METS	14-9	2.60	31	30	0	0	0	183.2	168	61	53	11	2	43	218	10	1
2017	METS	1-2	2.97	7	7	0	0	0	30.1	29	14	10	0	1	3	34	3	0
	GCL Mets (R)#	0-0	0.00	1	1	0	0	0	1.0	1	2	0	0	0	0	2	0	0
	Brooklyn (A)#	0-1	13.50	1	1	0	0	0	2.0	3	3	3	0	0	2	2	0	0
2018	METS	13-4	3.03	25	25	2	1	0	154.1	148	55	52	9	7	39	155	2	0
	Brooklyn (A)#	0-0	1.80	1	1	0	0	0	5.0	2	1	1	0	0	1	7	2	0
2019	METS	10-8	4.28	32	32	1	1	0	197.2	194	101	94	24	6	50	202	4	0
	Brooklyn (A)#	1-0	5.40	1	1	0	0	0	5.0	5	3	3	1	0	0	9	0	0
Minor League Totals		35-20	3.20	103	93	1	1	1	469.1	430	203	167	29	10	135	528	19	1
Major League Totals		47-30	3.31	119	118	3	2	0	716.0	665	291	263	63	19	166	775	25	1

- rehabilitation assignment

CAREER PLAYOFF STATISTICS

YEAR	RND	TEAM/OPP	W-L	ERA	G	GS	CG	SHO	SV	IP	H	R	ER	HR	HB	BB	SO	WP	BK
2015	NLDS	NYM vs. LAD	0-1	3.68	2	1	0	0	0	7.1	5	3	3	0	0	5	11	0	0
	NLCS	NYM vs. CHC	1-0	1.59	1	1	0	0	0	5.2	3	1	1	0	0	1	9	1	0
	WS	NYM vs. KC	1-0	4.50	1	1	0	0	0	6.0	7	3	3	0	0	2	6	0	0
2016	NLWC	NYM vs. SF	0-0	0.00	1	1	0	0	0	7.0	2	0	0	0	0	3	10	0	0
Postseason Totals			2-1	2.42	5	4	0	0	0	26.0	17	7	7	0	0	11	36	1	0

ALL-STAR GAME

YEAR	CLUB	SITE	W-L	ERA	G	GS	CG	SHO	SV	IP	H	R	ER	HR	HB	BB	SO	WP	BK
2016	NL	San Diego																	

Did Not Pitch

MAJOR LEAGUE HITTING TOTALS

YEAR	TEAM	AVG	G	AB	R	H	2B	3B	HR	RBI	SH	SF	HB	BB	SO	SB	CS	SLG	OBP	E
2019	METS	.092	30	65	6	6	1	0	2	2	1	0	0	3	47	0	0	.200	.132	4
Career Totals		.153	117	222	14	34	7	0	6	15	13	1	0	15	144	0	0	.266	.206	12

Last Home Run — May 2, 2019 vs. Cincinnati

Last Multi-Homer Game — May 11, 2016 at Los Angeles-NL

Most Hits, Game — 3, May 27, 2015 vs. Philadelphia

Most RBI, Game — 4, May 11, 2016 at Los Angeles-NL

CAREER FIELDING

POS	G	PO	A	E	PCT	TC	DP
P	119	41	83	12	.912	136	4

1-0 WINS DECIDED BY A HOME RUN

Date	Opponent	Inning	Mets Batter	Opponent Pitcher
6/14/65	at Cincinnati	11	Johnny Lewis	Jim Maloney
6/21/65	at Los Angeles	9	Billy Cowan	Claude Osteen
5/26/67	vs. Atlanta	2	Jerry Buchek	Ken Johnson
4/30/68	vs. Philadelphia	2	Ron Swoboda	Chris Short
8/19/69	vs. San Francisco	14	Tommie Agee	Juan Marichal
4/11/71	vs. Cincinnati	11	Jerry Grote	Wayne Granger
4/16/71	vs. Pittsburgh	4	Donn Clendenon	Dock Ellis
9/7/73 (1)	at Montreal	1	Wayne Garrett	Steve Renko
6/17/76	vs. Los Angeles	14	Dave Kingman	Charlie Hough
10/2/83 (1)	vs. Montreal	1	Danny Heep	Charlie Lea
7/6/84 (1)	vs. Cincinnati	6	Hubie Brooks	Jeff Russell
4/12/85	vs. Cincinnati	4	Gary Carter	Mario Soto
10/1/85	at St. Louis	11	Darryl Strawberry	Ken Dayley
4/14/88	vs. Montreal	6	Lenny Dykstra	Dennis Martinez
7/29/88	vs. Pittsburgh	8	Kevin Elster	John Smiley
4/27/90	at Houston	4	Mark Carreon	Mark Portugal
5/26/96	vs. San Diego	1	Bernard Gilkey	Sean Bergman
9/14/97	vs. Montreal	5	Luis Lopez	Carlos Perez
8/21/98 (2)	vs. St. Louis	1	Edgardo Alfonzo	Manny Aybar
4/26/02	vs. Milwaukee	2	Jay Payton	Glendon Rusch
5/12/04	at Arizona	1	Kazuo Matsui	Randy Johnson
8/26/05	at San Francisco	2	David Wright	Kevin Correia
4/29/06	at Atlanta	6	Paul Lo Duca	John Thomson
4/29/07	at Washington	5	Carlos Beltrán	Matt Chico
8/7/10	at Philadelphia	7	Jeff Francoeur	Cole Hamels
6/19/14	at Miami	1	David Wright	Andrew Heaney
10/4/15	vs. Washington	8	Curtis Granderson	Blake Treinen
5/30/16	vs. Chicago-AL	7	Neil Walker	Jose Quintana
6/25/16	at Atlanta	11	Kelly Johnson	Dario Alvarez
5/2/19	vs. Cincinnati	3	Noah Syndergaard*	Tyler Mahle

* Pitcher



THOMAS SZAPUCKI

63 LHP

[@ThomasSzapucki](#)
[@tomszapucki](#)

HT **6-2** WT **181** BT **R** TH **L**

OPENING DAY AGE: 23
BIRTHDATE: JUNE 12, 1996
BIRTHPLACE: TOMS RIVER, NJ
RESIDES: PALM BEACH GARDENS, FL
MLB SERVICE TIME: 0 YEARS, 0 DAYS
SIGNED BY: CESAR ARANGUREN
HOW OBTAINED: METS FIFTH-ROUND PICK IN THE 2015 FIRST-YEAR PLAYER DRAFT
CONTRACT STATUS: SIGNED THROUGH 2020

2019 SEASON

- Split his season between Columbia (A), St. Lucie (A) and Binghamton (AA).
- Set career-high marks in appearances (21) and innings pitched (61.2).
- Struck out a season-high nine batters over 5.0 shutout innings pitched in a 5-1 victory over Palm Beach on July 22.
- Averaged 10.5 strikeouts per nine innings on the season.

2018 SEASON

- Missed the entire season recovering from Tommy John Surgery.

2017 SEASON

- Made six starts for Columbia (A) before undergoing elbow surgery on July 19.
- Pitched at least 6.0 innings in four of his six starts and allowed five hits or fewer in three of those outings.
- Struck out 10 batters in 6.0 shutout innings against Kannapolis on June 25...Earned Pitcher of The Week for his performance from June 19-25

2016 SEASON

- Split his season between Kingsport (R) and Brooklyn (A).
- Won the Mets Sterling Award, symbolic of the Most Valuable Player at Kingsport (R)...Named a Baseball America rookie All-Star.
- Set career-high marks in several pitching categories including wins (4), ERA (1.38), strikeouts (86), WHIP (0.885), and batting average against (.145).

2015 SEASON

- Made his pro debut with the GCL Mets (R).

BACKGROUND

- Thomas Mathew Szapucki [za-PUCK-ee] graduated from Dwyer (FL) High School.
- Initially committed to the University of Florida before signing with the Mets.
- Grew up in Toms River, NJ before moving to Florida when he was 10.

CAREER TRANSACTIONS

- Selected by the New York Mets in the fifth round of the 2015 First-Year Player Draft.

CAREER STATISTICS

YEAR	TEAM	W-L	ERA	G	GS	CG	SHO	SV	IP	H	R	ER	HR	HB	BB	SO	WP	BK
2015	GCL Mets (R)	0-0	15.43	3	0	0	0	0	2.1	5	4	4	0	0	0	3	1	0
2016	Kingsport (R)	2-1	0.62	5	5	0	0	0	29.0	16	5	2	2	1	9	47	4	0
	Brooklyn (A)	2-2	2.35	4	4	0	0	0	23.0	10	7	6	0	2	11	39	0	0
2017	Columbia (A)	1-2	2.79	6	6	0	0	0	29.0	24	10	9	0	2	10	27	3	0
2018		Did Not Pitch - Injured																
2019	Binghamton (AA)	0-0	0.00	1	1	0	0	0	4.0	2	1	0	0	2	1	4	0	0
	St. Lucie (A)	1-3	3.25	9	9	0	0	0	36.0	33	16	13	1	4	15	42	4	0
	Columbia (A)	0-0	2.08	11	8	0	0	0	21.2	14	7	5	1	1	10	26	1	0
Minor League Totals		6-8	2.42	39	33	0	0	0	145.0	104	50	39	4	12	56	188	13	0



NON-ROSTER INVITEE

TIM TEBOW

85 OF

@TimTebow
@timtebow

HT	6-3	WT	245	BT	L	TH	L
----	-----	----	-----	----	---	----	---

OPENING DAY AGE: 32
BIRTHDATE: AUGUST 14, 1987
BIRTHPLACE: MAKATI CITY, PHILIPPINES
RESIDES: JACKSONVILLE, FL
MLB SERVICE TIME: 0 YEAR, 0 DAYS
HOW OBTAINED: SIGNED AS A FREE AGENT ON SEPTEMBER 8, 2016
CONTRACT STATUS: SIGNED THROUGH 2020

2019 SEASON

- Spent the entire season with Syracuse (AAA) of the International League, appearing in 77 games before having his season cut short due to a laceration in his left hand.
- Tied a career-high with three RBI on April 30 against Lehigh Valley.
- From June 28 to July 5, went 6-21 (.286) with three home runs and a 1.080 OPS.

2018 SEASON

- Appeared in 84 games for Binghamton (AA) before suffering a broken hamate bone in his right hand on July 19...Underwent surgery on July 24 at the Hospital for Special Surgery.
- Blasted a three-run shot in his first at-bat of the season off Portland's Teddy Stankiewicz...Marked the second-straight season Tebow went deep in his first at-bat.
- From the start of June until his injury, hit .317 (40-126) with two home runs and 17 RBI in 39 games.
- Batted .310 (22-71) with three home runs and 33 RBI with runners in scoring position.

2017 SEASON

- In his first year of professional baseball, he divided the year between Columbia (A) of the South Atlantic League and St. Lucie (A) of the Florida State League.
- Started the year with Columbia and moved to St. Lucie on June 26...Played in 64 games in the SAL and 62 contests in the FSL.
- Hit a home run in his first professional at-bat with Columbia on April 6 vs. Augusta off Domenic Mazza...It was a two-run shot.
- Slugged eight home runs combined, including a walk-off home run off Austin Orewiler to beat Daytona, 5-4, in the second game of a doubleheader on July 13.
- Had a 12-game hitting streak from July 2-14, going 12-40 (.300).

- In 29 games with St. Lucie in July, he batted .260 (26-100) with four home runs and 19 RBI.
- Had 22 multiple hit games (17 contests with two hits and five games with three hits).
- Had three RBI four times (April 9 vs. Augusta, April 16 at Augusta, July 3 at Fort Myers and July 29 at Charlotte).

2016 SEASON

- Played for the Mets Instructional League team in Port St. Lucie, FL in September.
- Hit a home run in his first Instructional League at-bat in a game against the Cardinals on September 28 in Port St. Lucie.
- Played for the Scottsdale Scorpions in the Arizona Fall League...Appeared in 19 games and batted .194 (12-62) with three doubles, two RBI, eight walks and 20 strikeouts.

FOOTBALL CAREER

2015 SEASON

- Was a member of the Philadelphia Eagles during the preseason.

2013 SEASON

- Was a member of the New England Patriots during the preseason.

2012 SEASON

- Traded to the New York Jets on March 26.

2010-2011 SEASONS

- Selected by the Denver Broncos in the first round (25th overall) of the 2010 NFL Draft.
- Made 11 starts for the Broncos in 2011...Went 7-4 with 12 touchdowns and six interceptions.
- Led the Broncos to a 29-23 overtime Wild Card victory over the Steelers...Threw a 80-yard walk-off touchdown to Demaryius Thomas.

TEBOW, TIM

2009 SEASON

- Was a Heisman Trophy finalist for a third straight year...Finished his Florida career with a 35-6 record as a starter.
- Finished his four-year Florida career with 88 passing touchdowns and 57 rushing touchdowns...Set SEC records for total offense (12,232 yards), rushing touchdowns (57) and touchdowns accounted for (145).

2008 SEASON

- Led Florida to the National Championship by defeating Oklahoma 24-14...The Gators finished the season with a 12-1 record.
- Finished third in the Heisman Trophy voting.

2007 SEASON

- Became the first sophomore to win the Heisman Trophy...Was a consensus first-team All-American.
- Became the first player in NCAA history to pass and rush for at least 20 touchdowns.
- Had 32 passing touchdowns and 23 rushing touchdowns...His rushing touchdown total set an SEC record and it was the most rushing touchdowns by a quarterback in FBS history.

2006 SEASON

- While at Florida, threw a touchdown in the 2007 BCS National Championship game in a 41-14 win over Ohio State.

BACKGROUND

- Timothy Richard Tebow graduated from Nease High School (FL) where as a junior he batted .448 with four home runs and 25 RBI...Was named all-first team by the Florida Times Union...Skipped his senior year of baseball to enroll early at the University of Florida.
- Created the Tim Tebow Foundation in 2010 with a mission to bring faith, hope and love to those needing a brighter day in their darkest hour of need.
- Financed the Tebow CURE Hospital located in Davao City, Philippines...The Hospital opened in 2014 and provides surgeries to heal children and adults.

- Held the sixth annual Night to Shine Prom Experience for special needs students ages 14 and older on February 7, 2020...Over 175,000 volunteers from more than 700 churches will honor more than 100,000 guests...The churches represent all 50 states, 34 countries and 33 different denominations...Over the years, the event has contributed over \$4 million.
- Created Timmy's Playrooms, which are spaces in hospitals that are designed for patients and their families while they undergo treatment and extended hospital stays...These playrooms are located in hospitals throughout Florida, Tennessee, Texas and Louisiana.
- Began working at ESPN in 2014 as a college football analyst...Mainly appears on the SEC Network but contributes to other ESPN platforms.
- Co-hosted *Good Morning America* on January 31, 2014 with Eli Manning.
- Authored four books: *Through My Eyes (2011)*, *Shaken (2016)*, *Know Who You Are (2017)* and *This is the Day: Reclaim Your Dream. Ignite Your Passion. Live Your Purpose. (2018)*.
- He and his brother Robby are executive producers on a faith-based film, *Run the Race*, which opened in theaters nationwide on February 22, 2019.
- Was a host on *Million Dollar Mile*, a 10-episode obstacle competition series co-created by LeBron James that aired on CBS in 2019.
- Was inducted into the Florida Sports Hall of Fame in a ceremony with former NFL running back Warrick Dunn and major leaguer Chipper Jones on November 8, 2017.
- Was inducted into the University of Florida's Football Ring of Honor on October 6, 2018 prior to the Gators game vs. LSU.

CAREER TRANSACTIONS

- Signed as a free agent by the New York Mets on September 8, 2016.

CAREER STATISTICS

YEAR	TEAM	AVG	G	AB	R	H	2B	3B	HR	RBI	SH	SF	HBP	BB	SO	SB	CS	SLG	OBP	E
2017	Columbia (A)	.220	64	214	29	47	14	1	3	23	0	1	5	24	69	0	1	.336	.311	7
	St. Lucie (A)	.231	62	216	21	50	10	1	5	29	1	1	5	19	57	2	1	.356	.307	3
2018	Binghamton (AA)	.273	84	271	32	74	14	1	6	36	0	1	4	22	103	1	0	.399	.336	1
2019	Syracuse (AAA)	.163	77	239	25	39	10	0	4	19	1	0	4	20	98	2	2	.255	.240	1
Minor League Totals		.223	287	940	107	210	48	3	18	107	2	3	18	85	327	5	4	.338	.299	12



NON-ROSTER INVITEE

ADONIS UCETA

79 RHP

@auceta30

HT	6-1	WT	225	BT	R	TH	R
----	-----	----	-----	----	---	----	---

OPENING DAY AGE: 25
 BIRTHDATE: MAY 10, 1994
 BIRTHPLACE: SANTO DOMINGO, DR
 RESIDES: SANTO DOMINGO, DR
 MLB SERVICE TIME: 0 YEAR, 0 DAYS
 SIGNED BY: ALEXIS DE LA CRUZ & GERARDO CABRERA
 HOW OBTAINED: SIGNED AS A MINOR LEAGUE FREE AGENT ON JANUARY 9, 2020
 CONTRACT STATUS: SIGNED THROUGH 2020

UCETA, ADONIS

2019 SEASON

- Spent most of his season with Binghamton (AA), where he struck out nearly one batter per inning (55 strikeouts/56.1 innings) and logged a 1.44 ERA in 36 appearances.
- Pitched 1.1 innings over two games for Syracuse (AAA) in his first Triple-A assignment at the end of the season.

2018 SEASON

- In his first eight outings of the season, posted a 2.31 ERA (three earned runs/11.2 innings)... Allowed 14 runs, nine earned in 13.2 innings over his last eight games before going on the Disabled List with a right shoulder strain.
- Made two rehab appearances with the GCL Mets on July 30 and August 6...Did not see game action again in 2018.

2017 SEASON

- Named to the mid-season South Atlantic League All-Star team.
- Worked 2.0 or more innings in 16 of his 41 games.

- Was 2-0 with eight saves and a 0.00 ERA in 18 games during June and July...Gave up one unearned run in 24.1 innings over that span.

2015 SEASON

- Won the Sterling Award for the GCL Mets.

2014 SEASON

- Named a DSL Mets1 All-Star.

BACKGROUND

- Adonis Uceta [ah-DOH-niss ooh-SEH-tah] likes to spend his free time with his family and also listens to Dembow, a genre of Caribbean popular music.
- His uncle, Hector De La Cruz, played 13 seasons of minor league baseball and currently works for Lacey in the Dominican Winter League.
- Volunteers and helps out in the local little league of his hometown.

CAREER TRANSACTIONS

- Signed by the New York Mets as a non-drafted free agent on February 11, 2013...Re-signed as a minor league free agent on January 9, 2020.

CAREER STATISTICS

YEAR	TEAM	W-L	ERA	G	GS	CG	SHO	SV	IP	H	R	ER	HR	HB	BB	SO	WP	BK
2013	DSL Mets1 (R)	2-1	3.58	8	3	0	0	0	32.2	26	15	13	1	2	14	30	4	1
	DSL Mets2 (R)	0-1	10.29	6	1	0	0	0	14.0	17	17	16	0	1	12	13	5	0
2014	GCL Mets (R)	1-0	5.11	4	0	0	0	1	12.1	12	7	7	4	1	2	9	0	0
	DSL Mets1 (R)	3-2	2.33	10	10	0	0	0	54.0	50	25	14	2	4	9	36	4	0
2015	GCL Mets (R)	4-3	3.08	12	9	0	0	0	61.1	67	26	21	1	3	9	46	7	1
	Kingsport (R)	1-0	3.00	1	1	0	0	0	6.0	6	2	2	0	0	2	6	1	0
2016	Kingsport (R)	3-6	4.99	12	11	0	0	0	61.1	77	44	34	5	4	16	63	10	2
2017	Columbia (A)	4-0	1.26	29	0	0	0	11	43.0	23	7	6	0	2	16	47	4	0
	St. Lucie (A)	0-0	0.84	8	0	0	0	2	10.2	5	1	1	1	0	3	15	0	0
	Binghamton (AA)	2-0	4.50	4	0	0	0	1	6.0	6	3	3	1	0	1	5	1	0
2018	Binghamton (AA)	0-1	4.26	16	0	0	0	1	25.1	25	17	12	2	1	12	28	5	0
	GCL Mets (R)#	0-0	0.00	2	0	0	0	0	0.2	2	0	0	0	0	2	1	0	0
2019	Binghamton (AA)	5-3	1.44	36	1	0	0	7	56.1	41	11	9	3	1	17	55	0	0
	Syracuse (AAA)	0-0	33.75	2	0	0	0	0	1.1	5	5	5	1	0	2	2	0	0
Minor League Totals		25-17	3.34	150	36	0	0	23	385.0	362	180	143	21	19	117	356	41	4

- rehabilitation assignment



MICHAEL WACHA

45 RHP

@MichaelWacha

HT **6-6** WT **215** BT **R** TH **R**

OPENING DAY AGE: 28
BIRTHDATE: JULY 1, 1991
BIRTHPLACE: IOWA CITY, IA
RESIDES: TEXARKANA, TX
MLB SERVICE TIME: 6 YEARS, 62 DAYS
SIGNED BY: RALPH GARR (ST. LOUIS)
HOW OBTAINED: SIGNED AS A FREE AGENT ON DECEMBER 13, 2019
CONTRACT STATUS: SIGNED THROUGH 2020

NLCS MVP: 2013 ALL-STAR: 2015

CAREER HIGHLIGHTS

- Was the 2013 NLCS MVP, throwing two scoreless starts in the Cardinals' pennant-winning series during his rookie season.
- Was named a 2015 NL All-Star.
- Is one of just 14 NL pitchers with a winning percentage above .600 since 2013 (min. 60 decisions).
- His 16-4 (.800) career record in April ranks as the highest winning percentage of any active pitcher in the month of April (min. 20 decisions).
- Was one of just two starting pitchers with to post a HR/9 ratio under 1.00 every season from 2013-2018, joined by Gio Gonzalez.

2019 SEASON

- Had a 5.54 ERA (47 earned runs/76.1 innings) in the first half that included a short stint on the IL...Posted a 3.58 ERA (20 earned runs/50.1 innings) after the All-Star break in 13 games (10 starts).
- Suffered from a 1.85 HR/9 ratio that was more than double his career rate entering the season (0.86)...Allowed career-highs in opponent batting, on-base and slugging (.290/.362/.503).
- Produced the highest walk rate (3.91 BB/9) and lowest strikeout rate (7.39 K/9) of his career.

2018 SEASON

- Made 15 starts in an injury-shortened season, his lowest start total since 2014 (19)...Exited in the fourth inning at Philadelphia on June 20 with a left oblique injury, placing him on the disabled list for the remainder of the season.
- At the time of his injury, was tied for second in the NL in wins and winning percentage, and ranked 10th in ERA.
- Posted a career-best eight-game win streak from April 7-June 9 tied for the second-longest in the NL.
- Took a no-hitter into the ninth inning on June 3 vs. Pittsburgh before Pirates pinch-hitter Colin Moran singled to lead off the frame on the 111th pitch (season high)...Was the second time in his career he took a no-hitter into the ninth (lost no-hitter with two outs in the ninth on September 24, 2013 vs. Washington).
- Posted his 50th career win vs. Philadelphia on May 19.

CAREER BESTS

WIN STREAK

8 games

4/7/18-6/9/18

LOSS STREAK

7 games

4/28/16-6/17/16

STRIKEOUTS, GAME

10 strikeouts

2x, last, 6/9/15, St. Louis at Colorado

DOUBLE-DIGIT STRIKEOUT GAMES

2 games

last, 10 strikeouts

6/9/15, St. Louis at Colorado

LONGEST OUTING, STARTER

9.0 innings

7/18/17, St. Louis at New York-NL

LONGEST OUTING, RELIEVER

4.2 innings

7/27/19, St. Louis vs. Houston

MOST WALKS, GAME

8 walks

4/6/19, St. Louis vs. San Diego

SCORELESS STREAK

23.2 innings

8/22/13-9/14/13

LAST COMPLETE GAME

7/18/17, St. Louis at New York-NL
(Won, 5-0)

LAST COMPLETE-GAME SHUTOUT

7/18/17, St. Louis at New York-NL
(Won, 5-0)

FEWEST HITS, COMPLETE GAME

3 hits

7/18/17, St. Louis at New York-NL

FEWEST WALKS, COMPLETE GAME

1 walk

7/18/17, St. Louis at New York-NL

2017 SEASON

- Matched single-season career-high (2015) with 30 starts (165.2 IP) while reaching double-digit wins (12) for the second time in his career...Also established a career best with 158 strikeouts.
- Was one of 12 NL pitchers to record a complete game shutout (July 18 at New York-NL), scattering three hits, striking out eight and allowing one walk in the 119-pitch (80 strikes) performance vs. the Mets at Citi Field.
- Pitched at least 6.0 frames in 18 outings with 15 quality starts.
- Allowed only 17 home runs, ranking third in the NL with a 0.92 HR/9 ratio.
- His career-high 48.6 ground ball percentage ranked ninth among National League pitchers... Induced 18 ground ball double plays and ranked seventh in the NL in GIDP/9.0 (0.98).

2016 SEASON

- Pitched 27 games (24 starts) over injury-shortened season.
- Pitched at least 6.0 innings in 14 of 24 starts, with 13 quality starts (5-5, 2.97 ERA).
- Missed 32 games in August-September after being placed on the 15-day Disabled List with right shoulder inflammation.

2015 SEASON

- Made a career-high 30 starts (previous high was 19), ranking among NL leaders in wins (17, fifth), winning percentage (.708, third), ERA (3.38, tied for 16th) and opponent average (.236, ninth).
- Led all NL pitchers with a 5.96 run support average...Posted a 16-0 record (Cardinals 17-1) when he received three runs of support or more.
- Established career highs in wins, starts, appearances (30), innings pitched and strikeouts.
- Was a manager's selection to the National League All-Star team, his first selection (did not pitch).

POSTSEASON

- Made one start in Game 3 of the NLDS at Wrigley Field on October 12...Pitched 4.1 innings, allowing four runs on six hits and a career-high three home runs in an 8-6 loss...Has taken the loss in his last three postseason appearances since posting wins in his first four.

2014 SEASON

- Began the season on the Opening Day roster for the first time and made a then single-season high 19 starts in an injury-shortened season.

- Pitched 6.0-plus innings in 12 of his 19 starts, and four of his starts went into extra innings with three lasting 12 innings.

POSTSEASON

- Was on the postseason roster for both the NLDS and NLCS...Did not make an appearance in the Division Series.Used once out of the bullpen in the NLCS and surrendered the series-ending three-run home run to Travis Ishikawa in the bottom of the 9th in Game 5 at San Francisco on October 16...Was his first game action since September 26 at Arizona (20 days).

2013 SEASON

- As a rookie, made nine starts in the majors and appeared in 15 big league games overall in just his second pro season.
- Had his contract purchased on May 30 and made his major league debut that night vs. Kansas City... Did not get a decision in a game that featured 5:32 in rain delays...allowed just one run on two hits in 7.0 IP with six strikeouts.
- In his final regular season start vs. Washington on September 24, threw 8.2 innings of no-hit ball, before allowing an infield single to Ryan Zimmerman...Walked two and struck out a season high nine batters in the win (2-0).
- Compiled a career-best 23.2-inning scoreless streak from August 22-September 14, spanning six outings (three starts, three relief appearances).
- Earned his first MLB win on June 11 at Citi Field, allowing two runs in 6.0 innings.

POSTSEASON

- Made five postseason starts, posting a 4-1 record with a 2.64 ERA, not losing until Game 6 of the World Series.
- Set the MLB rookie postseason record with 33 strikeouts.
- Became the first American-born rookie pitcher to win four games in a single postseason...His 30.2 innings ranks him second all-time for innings by a rookie pitcher in the postseason (Valenzuela, 40.2, 1981).
- Threw 7.1 no-hit innings in his postseason debut at Pittsburgh in Game 4 of the NLCS on October 7 before Pedro Alvarez hit a solo home run to break up the no-hitter and shutout, but earned the Game 4 NLDS win while striking out nine.
- Struck out eight in Game 2 of the NLCS vs. Los Angeles-NL on October 12, scattering five hits over 6.2 innings for the win...Threw 7.0 scoreless innings of two-hit ball in NLCS Game 6 vs. the Dodgers to clinch the pennant.

- Was named NLCS MVP..Was the second-youngest winner of the award at 22 years, 109 days (only Steve Avery, 21 years, 186 days, was younger).
- Earned his first World Series win in Game 2 at Boston on October 24, tossing 6.0 innings and allowing two runs on three hits with six strikeouts.
- Lost the decisive Game 6 of World Series, his shortest start of the season (3.2 IP), regular or postseason.

2012 SEASON

- Made his professional debut on with the GCL Cardinals (R) on July 11 and ascended to Springfield (AA) by August 19.
- Struck out 17 batters over 8.0 innings in Springfield (AA), allowing one run on three hits...Made two appearances in the Texas League playoffs and struck out five batters over 2.0 scoreless innings, permitting just two hits.

BACKGROUND

- Michael Joseph Wacha [WOK-ah] was a two-time All-State selection at Pleasant Grove (TX) High School, leading the team to a state runner-up appearance his junior season while posting a 16-3 record on the mound and first team all-state accolades.
- Received first team academic all-state honors in basketball.
- Played college baseball at Texas A&M University.
- Finished with a 27-7 career record at Texas A&M with a 2.53 ERA (348.2 IP) and 336 strikeouts, ranking fourth all-time on the Aggies in strikeouts, tied for sixth in wins and 10th in ERA.

- Earned the win his sophomore year at #6 Florida State in the Tallahassee Super Regional to send the Aggies to the College World Series.
- Lost his only start in Omaha to #8 California...defeated Miami-FL as a freshman in the Coral Gables Regional.
- His brother, Lucas, played linebacker for the Univ. of Wyoming football team...signed with the Dallas Cowboys as a non-drafted free agent in 2017 and played the 2018 season with the Hamilton Tiger-Cats of the Canadian Football League...Was drafted by the XFL's Tampa Bay Vipers in October 2019.
- His sister, Brette, played on the women's basketball team at Southern Arkansas University.
- His uncle, Dusty Rogers, played in the Cincinnati Reds organization (1984-88).

CAREER TRANSACTIONS

- Selected by the St. Louis Cardinals in the first round (19th overall) of the 2012 First-Year Player Draft.
- On the 60-Day Disabled List, June 18-September 3, 2014, with a right shoulder stress reaction.
- On the 15-Day Disabled List, August 9-September 13, 2016, with right shoulder inflammation.
- On the 60-Day Disabled List, June 21 through the end of the 2018 season, with a left oblique strain.
- On the 10-Day Injured List, April 19-29, 2019, with left knee patellar tendinitis.
- Signed a one-year contract with the New York Mets on December 13, 2019.

TWO WINS, ONE DAY

Only three pitchers in Mets history—Craig Anderson, Willard Hunter and Jesse Orosco—have won both ends of a doubleheader. Anderson did it on May 12, 1962, beating the Braves at the Polo Grounds, 3-2 and 8-7, with a combined three innings of shutout relief. Hunter accomplished the feat on August 23, 1964 at Shea when 1.2 innings of hitless relief earned him 2-1 and 5-4 wins over Chicago-NL. Orosco joined the group on July 31, 1983 at Shea when he held the Pirates scoreless over a total of five relief innings en route to a pair of 12-inning wins, 7-6 and 1-0. John Franco earned a save and a win (respectively) in a July 30, 1996 doubleheader vs. the Pirates at Shea.

CAREER STATISTICS

YEAR	TEAM	W-L	ERA	G	GS	CG	SHO	SV	IP	H	R	ER	HR	HB	BB	SO	WP	BK
2012	GCL Cardinals (R)	0-0	1.80	3	2	0	0	0	5.0	4	1	1	1	0	0	7	0	0
	Palm Beach (A)	0-0	0.00	4	0	0	0	0	8.0	1	0	0	0	0	1	16	1	0
	Springfield (AA)	0-0	1.13	4	0	0	0	0	8.0	3	1	1	0	0	3	17	1	0
2013	Memphis (AAA)	5-3	2.65	15	15	0	0	0	85.0	65	26	25	9	0	19	73	5	0
	ST. LOUIS (NL)	4-1	2.78	15	9	0	0	0	64.2	52	20	20	5	0	19	65	3	0
2014	ST. LOUIS (NL)	5-6	3.20	19	19	0	0	0	107.0	95	41	38	6	5	33	94	2	0
	Springfield (AA)#	0-0	0.00	1	1	0	0	0	2.0	1	0	0	0	0	1	1	0	0
2015	ST. LOUIS (NL)	17-7	3.38	30	30	0	0	0	181.1	162	74	68	19	6	58	153	4	1
2016	ST. LOUIS (NL)	7-7	5.09	27	24	0	0	0	138.0	159	86	78	15	1	45	114	6	0
2017	ST. LOUIS (NL)	12-9	4.13	30	30	1	1	0	165.2	170	82	76	17	3	55	158	5	0
2018	ST. LOUIS (NL)	8-2	3.20	15	15	0	0	0	84.1	68	36	30	9	2	36	71	2	1
	Palm Beach (A)#	0-0	6.23	2	2	0	0	0	4.1	2	3	3	0	0	2	5	0	0
	Springfield (AA)#	0-1	11.57	1	1	0	0	0	2.1	6	5	3	1	0	1	3	0	0
2019	ST. LOUIS (NL)	6-7	4.76	29	24	0	0	0	126.2	143	71	67	26	3	55	104	2	0
Minor League Totals		5-4	2.59	30	21	0	0	0	114.2	82	36	33	11	0	27	122	7	0
Major League Totals		59-39	3.91	165	151	1	1	0	867.2	849	410	377	97	20	301	759	24	2

- rehabilitation assignment

CAREER PLAYOFF STATISTICS

YEAR	RND	TEAM/OPP	W-L	ERA	G	GS	CG	SHO	SV	IP	H	R	ER	HR	HB	BB	SO	WP	BK
2013	NLDS	STL vs. PIT	1-0	1.23	1	1	0	0	0	7.1	1	1	1	1	0	2	9	0	0
	NLCS	STL vs. LAD	2-0	0.00	2	2	0	0	0	13.2	7	0	0	0	0	2	13	0	0
	WS	STL vs. BOS	1-1	7.45	2	2	0	0	0	9.2	8	8	8	2	1	8	11	0	0
2014	NLDS	STL vs. LAD	Did Not Pitch																
	NLCS	STL vs. SF	0-1	81.00	1	0	0	0	0	0.1	2	3	3	1	0	1	0	0	0
2015	NLDS	STL vs. CHC	0-1	8.31	1	1	0	0	0	4.1	6	4	4	3	0	3	5	0	0
Postseason Totals		4-3	4.08	7	6	0	0	0	35.1	24	16	16	7	1	16	38	0	0	
DS Totals		1-1	3.86	2	2	0	0	0	11.2	7	5	5	4	0	5	14	0	0	
CS Totals		2-1	1.93	3	2	0	0	0	14.0	9	3	3	1	0	3	13	0	0	

ALL-STAR GAME

YEAR	LEAGUE/SITE	W-L	ERA	G	GS	CG	SHO	SV	IP	H	R	ER	HR	HB	BB	SO	WP	BK
2015	NL/Cincinnati	Did Not Pitch																

MAJOR LEAGUE HITTING TOTALS

YEAR	TEAM	AVG.	G	AB	R	H	2B	3B	HR	RBI	SH	SF	HBP	BB	SO	SB	CS	SLG	OBP	E
2013	ST. LOUIS (NL)	.143	15	21	0	3	0	0	0	3	1	0	0	0	10	0	0	.143	.143	1
2014	ST. LOUIS (NL)	.034	17	29	1	1	0	0	0	2	3	0	0	0	18	0	0	.034	.034	0
2015	ST. LOUIS (NL)	.154	27	52	5	8	1	0	0	4	6	0	0	4	20	1	0	.173	.214	3
2016	ST. LOUIS (NL)	.026	26	39	1	1	0	0	0	0	3	0	0	3	22	0	0	.026	.095	1
2017	ST. LOUIS (NL)	.043	28	46	3	2	0	0	0	3	7	1	0	1	22	0	0	.043	.063	0
2018	ST. LOUIS (NL)	.080	15	25	3	2	0	0	0	1	6	0	0	1	9	0	0	.080	.115	1
2019	ST. LOUIS (NL)	.167	28	36	3	6	1	0	0	3	3	0	0	0	21	0	0	.194	.167	1
TOTAL		.093	156	248	16	23	2	0	0	16	29	1	0	9	122	1	0	.101	.124	7

Last Home Run — None

Most Hits, Game — 2, 2x, last - May 4, 2019, St. Louis at Chicago-NL

Most RBI, Game — 2, 4x, last - May 4, 2019, St. Louis at Chicago-NL

CAREER FIELDING

POS	G	PO	A	E	PCT	TC	DP
P	165	80	110	7	.964	197	7



JUSTIN

WILSON

38 LHP

@jjwilson18

HT	6-2	WT	205	BT	L	TH	L
----	-----	----	-----	----	---	----	---

OPENING DAY AGE: 32
 BIRTHDATE: AUGUST 18, 1987
 BIRTHPLACE: ANAHEIM, CA
 RESIDES: TAMPA, FL
 MLB SERVICE TIME: 7 YEARS, 35 DAYS
 SIGNED BY: SEAN CAMPBELL (PITTSBURGH)
 HOW OBTAINED: SIGNED AS A FREE AGENT ON JANUARY 28, 2019
 CONTRACT STATUS: SIGNED THROUGH 2020

CAREER HIGHLIGHTS

- Since 2014, his 391 appearances are the second-most in the majors by a left-handed pitcher...Only Tony Watson (428) has pitched in more games over the last six seasons.
- Has held left-handed batters to a .239 (126-527) average, while righties have hit .214 (211-988).
- Owns a 1.69 ERA (one earned run/5.1 innings) in six career postseason appearances.

2019 SEASON

- Recorded his lowest ERA since posting a 2.08 earned run average in 2013 - finished the season with a 2.54 ERA (11 earned runs/39.0 innings).
- Recorded a 1.82 ERA (six earned runs/29.2 innings) in his final 35 appearances from July 2 to September 24.
- Allowed just two earned runs in 22.2 innings (0.79 ERA) from July 2 to September 6.
- Held his opponents scoreless in 11-consecutive outings from August 11 to September 6, stretching a season-best 10.0 innings.
- Had two stints on the Injured List with left elbow soreness from April 22 to May 6 and May 11 to July 2 - had rehab assignments with the Syracuse Mets and Brooklyn Cyclones.
- Earned his first win as a Met in the team's second game of the season, throwing a perfect seventh inning in an 11-8 victory over the Nationals at Nationals Park.

2018 SEASON

- Stranded 34 of 37 inherited runners...His 91.9 percent inherited runner stranded rate led the NL and was second in the majors behind Oakland's Ryan Buchter (93.3 percent).
- Held his opponent scoreless in 56 of 71 relief appearances...Retired 49 of 71 first batters faced.
- Recorded a season-best 11.1 scoreless innings streak, May 22-June 13...Notched three holds and 19 strikeouts in 10 outings during that span.
- Tied his career-high mark with four strikeouts on June 2 at the Mets.

POSTSEASON

- Recorded one out, retiring the only batter he faced in the Cubs' Wild Card loss to the Rockies.

2017 SEASON

- Began the season with the Tigers before being traded to the Cubs at the trade deadline...After posting a 2.68 ERA (12 earned runs/40.1 innings) in 42 games with Detroit, he pitched to a 5.09 ERA (10 earned runs/17.2 innings) in 23 games with Chicago.

CAREER BESTS

WIN STREAK
5 games

2x, last, 4/27/15-9/7/15

LOSS STREAK
3 games

2x, last, 7/7/16-8/10/16

STRIKEOUTS, GAME
4 strikeouts

4x, last, 6/2/18,
Chicago-NL at New York-NL

LONGEST OUTING, RELIEVER
3.1 innings

4/15/13, Pittsburgh vs. St. Louis

MOST WALKS, GAME
3 walks

6x, last, 5/19/18 (G1),
Chicago-NL at Cincinnati

SCORELESS STREAK
13.1 innings

5/26/15-6/27/15

- Stuck out a career-best 80 batters in 58.0 innings between Detroit and Chicago...Limited batters to a .190 average (40-211), including a .170 mark (25-147) by righties.
- In 42 relief appearances for the Tigers, posted a 0.94 WHIP while limiting foes to a .157 (22-140) batting average, including a .220 mark by lefties and a .131 mark by righties.
- Led N.L. rookie relievers in ERA (2.08) and wins (six), while he ranked fourth among all NL left-handed relievers in ERA and sixth in strikeouts.
- Earned the first win of his major league career on April 21 vs. Atlanta, throwing 1.1 scoreless innings with one strikeout.

POSTSEASON

POSTSEASON

- Appeared in one postseason game with the Cubs, retiring both batters faced in NLDS Game 4 vs. the Nationals.

2016 SEASON

- Started the season by not allowing a run in his first 12 appearances from April 5-May 1, a stretch that spanned 11.0 innings...His 12 consecutive scoreless appearances to start a season were the most in his career...Dating back to September 30, 2015, Wilson tossed 14 straight scoreless appearances, tied for the longest streak of his career (also, May 26-June 27, 2015).
- Picked up the first save of his major league career on July 27 at Boston...Tossed a scoreless inning with one strikeout.

2015 SEASON

- Established a career high with 74 outings with the Yankees.
- Had a career-long 13.1 inning scoreless stretch from May 26-June 27.
- Appeared in 12 games during July and went 1-0 with a 1.80 ERA (two earned runs/10.0 innings) and 13 strikeouts.

POSTSEASON

- Pitched 1.1 scoreless innings in the Yankees' Wild Card Game loss to Houston.

2014 SEASON

- Allowed six of his 27 inherited runners to score, while he retired 50-70 first batters faced.
- Allowed his first home run of the season to St. Louis' Matt Adams on July 7, snapping a homerless stretch of 52.2 innings (56 games) dating back to July 27, 2013.

POSTSEASON

- Fanned a batter in 0.1 inning in the Pirates' Wild Card Game setback vs. the Giants.

2013 SEASON

- Made his first Opening Day roster as he spent the entire season with the Pirates.

- Pitched in two games in the NLDS vs. St. Louis, posting a 3.38 ERA (one earned run/2.2 innings)... Retired each of the six batters he faced in Game 4 at PNC Park.

2012 SEASON

- Made his major league debut with the Pirates on August 20 at San Diego and threw a scoreless inning with two hits allowed and three strikeouts... Was optioned the following day.
- Returned as a September call-up to appear in an eight games for Pittsburgh compiling a 1.93 ERA (one earned run/4.2 innings) with seven strikeouts.

2011 SEASON

- Led Indianapolis (AAA) and was tied for fifth in the International League with 10 wins.

2010 SEASON

- Ranked second in the Eastern League with 134 strikeouts for Altoona (AA)...His 3.09 ERA ranked fourth.
- Earned Eastern League Playoff Most Valuable Player honors after starting Game 3 in each of the two rounds of the playoffs and going 2-0 with a 0.00 ERA (zero earned runs/13.0 innings) and 10 strikeouts, leading Altoona to the EL title.

2009 SEASON

- In his first pro season, started 26 games for Single-A Lynchburg of the Carolina League.
- Led the team in starts and strikeouts (94).

BACKGROUND

- Justin James Wilson graduated from Floyd B. Buchanan (CA) High School...Was drafted in the 37th round of the 2005 MLB First-Year Player Draft by the Dodgers but did not sign.
- Attended Fresno State, where he pitched for the Bulldogs...In his junior season, Wilson was named to the College World Series All-Tournament Team and earned the win in the deciding game of the 2008 College World Series.

CAREER TRANSACTIONS

- Selected by Pittsburgh in fifth round of 2008 First-Year Player Draft.
- Acquired by New York-AL from Pittsburgh in exchange for C Francisco Cervelli on November 12, 2014.
- Acquired by Detroit from New York-AL in exchange for C Luis Cessa and RHP Chad Green on December 9, 2015.
- Acquired by Chicago-NL along with C Alex Avila in exchange for INF Jeimer Candelario, INF Isaac Paredes and a player-to-be-named-later or cash considerations on July 31, 2017.
- Signed a two-year contract with the New York Mets as a free agent on January 28, 2019.
- Placed on the 10-day injured list with left elbow soreness from April 22-May 6, 2019 and again from May 11-July 2, 2019.

CAREER STATISTICS

YEAR	TEAM	W-L	ERA	G	GS	CG	SHO	SV	IP	H	R	ER	HR	HB	BB	SO	WP	BK
2009	Lynchburg (A)	6-8	4.50	26	26	0	0	0	116.0	118	64	58	14	7	55	94	6	0
2010	Altoona (AA)	11-8	3.09	27	26	0	0	0	142.2	109	59	49	4	7	71	134	6	1
2011	Indianapolis (AAA)	10-8	4.13	30	21	0	0	3	124.1	121	68	57	12	4	67	94	4	0
2012	Indianapolis (AAA)	9-6	3.78	29	25	1	1	0	135.2	91	60	57	12	7	66	138	6	0
	PITTSBURGH (NL)	0-0	1.93	8	0	0	0	0	4.2	10	1	1	0	0	3	7	1	0
2013	PITTSBURGH (NL)	6-1	2.08	58	0	0	0	0	73.2	50	17	17	4	3	28	59	5	0
2014	PITTSBURGH (NL)	3-4	4.20	70	0	0	0	0	60.0	49	30	28	4	3	30	61	4	0
2015	NEW YORK (AL)	5-0	3.10	74	0	0	0	0	61.0	49	21	21	3	2	20	66	4	0
2016	DETROIT (AL)	4-5	4.14	66	0	0	0	1	58.2	61	29	27	6	1	17	65	4	0
2017	DETROIT (AL)	3-4	2.68	42	0	0	0	13	40.1	22	12	12	5	0	16	55	3	0
	CHICAGO (NL)	1-0	5.09	23	0	0	0	0	17.2	18	11	10	0	1	19	25	1	0
2018	CHICAGO (NL)	4-5	3.46	71	0	0	0	0	54.2	45	22	21	5	0	33	69	4	1
2019	METS	4-2	2.54	45	0	0	0	4	39.0	33	12	11	4	2	19	44	4	1
	Brooklyn (A)#	0-0	0.00	2	1	0	0	0	2.0	2	0	0	0	0	1	4	0	1
	Syracuse (AAA)#	0-0	4.50	2	2	0	0	0	2.0	3	1	1	0	0	0	4	0	0
Minor League Totals		36-30	3.82	116	101	1	1	3	522.2	444	252	222	42	25	260	468	22	2
Major League Totals		30-21	3.25	457	0	0	0	18	409.2	337	155	148	31	12	185	451	30	2

#- rehabilitation assignment

CAREER PLAYOFF STATISTICS

YEAR	RND	TEAM/OPP	W-L	ERA	G	GS	CG	SHO	SV	IP	H	R	ER	HR	HB	BB	SO	WP	BK
2013	NLWC	PIT vs. CIN																	
	NLDS	PIT vs. STL	0-0	3.38	2	0	0	0	0	2.2	2	1	1	0	0	1	3	0	0
2014	NLWC	PIT vs. SFG	0-0	0.00	1	0	0	0	0	0.1	1	0	0	0	0	1	1	1	0
2015	ALWC	NY Yankees vs. HOU	0-0	0.00	1	0	0	0	0	1.1	0	0	0	0	0	1	0	0	0
2017	NLDS	CHC vs. WSN	0-0	0.00	1	0	0	0	0	0.2	0	0	0	0	0	0	0	0	0
	NLCS	CHC vs. LAD																	
2018	NLWC	CHC vs. COL	0-0	0.00	1	0	0	0	0	0.1	0	0	0	0	0	0	0	0	0
Postseason Totals			0-0	1.69	6	0	0	0	0	5.1	3	1	1	0	0	3	4	1	0
Wild Card Totals			0-0	0.00	3	0	0	0	0	2.0	1	0	0	0	0	2	1	1	0
LDS Totals			0-0	2.70	3	0	0	0	0	3.1	2	1	1	0	0	1	3	0	0

MAJOR LEAGUE HITTING TOTALS

YEAR	TEAM	AVG	G	AB	R	H	2B	3B	HR	RBI	SH	SF	HBP	BB	SO	SB	CS	SLG	OBP	E
2019	METS	.000	45	0	0	0	0	0	0	0	0	0	0	0	0	0	0	.000	.000	0
Career Totals		.000	457	7	0	0	0	0	0	0	1	0	0	0	7	0	0	.000	.000	2

Last Home Run — None

Most Hits, Game — None

Most RBI, Game — None

CAREER FIELDING

POS	G	PO	A	E	PCT	TC	DP
P	457	14	32	2	.958	48	1



DANIEL ZAMORA

73 LHP

[@Daniel_Zamora32](#)

[@danieljz32](#)

HT	6-3	WT	195	BT	L	TH	L
----	------------	----	------------	----	----------	----	----------

OPENING DAY AGE: 26
BIRTHDATE: APRIL 15, 1993
BIRTHPLACE: LOMA LINDA, CA
RESIDES: LA PLUENTE, CA
MLB SERVICE TIME: 0 YEARS, 118 DAYS
SIGNED BY: STEVE SKINAR (PITTSBURGH)
HOW OBTAINED: ACQUIRED FROM THE PITTSBURGH PIRATES ALONG WITH CASH IN EXCHANGE FOR LHP JOSH SMOKER ON JANUARY 31, 2018
CONTRACT STATUS: ARBITRATION ELIGIBLE AFTER 2022, FREE AGENT AFTER 2025

2019 SEASON

- Made a career-high 17 appearances.
- Did not allow an earned run in his first six outings of the season, spanning 3.2 innings.
- Held his opponents scoreless in 14 of his 17 games.
- Did not allow an earned run in 11.0 innings pitched at Citi Field.

2018 SEASON

- Had his contract selected from Binghamton (AA) of the Eastern League on August 17.
- Made his major league debut on August 17 at Philadelphia ...Was unscored upon in 14 of his 16 appearances...Stranded 12 of 14 inherited runners.
- Twelve of his final 16 outs came via the strikeout, including eight in a row from August 31-September 15...Overall, had 16 strikeouts in 9.0 major league innings.
- Earned his first major league win on September 29 vs. Miami with 1.0 scoreless inning.
- Retired Bryce Harper with the bases loaded on September 23 at Washington in an 8-6 victory.
- Went 1-1 with two saves and a 3.48 ERA (20 earned runs /51.2 innings) in 40 games for Binghamton... Named to the mid-season EL All-Star team...Had 69 strikeouts and 16 walks.

2017 SEASON

- Named to the Mid-Season Florida State League All-Star team.
- Had a 1.86 ERA (11 earned runs/53.1 innings) with 61 strikeouts in 37 games with Bradenton (A).

2016 SEASON

- Racked up 45 strikeouts in 39.0 innings at West Virginia (A) of the South Atlantic League.

BACKGROUND

- Daniel James Zamora graduated from Bishop Amat (CA) High School.
- Pitched for Stony Brook (NY) in 2013 and 2015 but missed his sophomore year due to left shoulder surgery...Became the fifth player in the Seawolves' baseball program's history to reach the majors...Ate at Long Island Bagel Cafe and Seaport Deli often.
- Named first team All-America East Conference in 2015 to help Stony Brook capture the league regular season and tournament championship...Named to the America East All-Rookie team as freshman.
- Enjoys golfing, fishing and barbecuing.

CAREER BESTS

WIN STREAK

1 game
9/29/18

LOSS STREAK

1 game
9/1/19-present

STRIKEOUTS, GAME

4 strikeouts
9/15/18 at Boston

LONGEST OUTING, RELIEVER

1.1 innings
2x, last, 9/15/18 at Boston

MOST WALKS, GAME

1 walk
8x, last, 9/12/19 vs. Arizona

SCORELESS STREAK

7.2 innings
9/4/18-5/10/19

ZAMORA, DANIEL

CAREER TRANSACTIONS

- Selected by the Pittsburgh Pirates in the 40th round in the 2015 First-Year Player Draft.

- Acquired by the New York Mets from Pittsburgh along with cash in exchange for LHP Josh Smoker on January 31, 2018.

CAREER STATISTICS

YEAR	TEAM	W-L	ERA	G	GS	CG	SHO	SV	IP	H	R	ER	HR	HB	BB	SO	WP	BK
2015	West Virginia (A)	1-0	2.66	14	0	0	0	2	20.1	21	6	6	1	0	4	25	1	0
2016	West Virginia (A)	3-2	3.46	21	0	0	0	1	39.0	32	15	15	2	0	15	45	1	0
2017	Bradenton (A)	2-4	1.86	37	0	0	0	9	53.1	48	17	11	2	1	17	61	1	0
	Altoona (AA)	0-0	0.00	2	0	0	0	0	3.0	2	0	0	0	0	2	2	0	0
2018	Binghamton (AA)	1-1	3.48	40	1	0	0	2	51.2	37	20	20	3	1	16	69	1	0
	METS	1-0	3.00	16	0	0	0	0	9.0	6	3	3	1	1	3	16	0	0
2019	Syracuse (AAA)	2-1	4.20	29	0	0	0	4	30.0	26	14	14	1	0	7	36	2	0
	METS	0-1	5.19	17	0	0	0	0	8.2	10	5	5	1	1	5	8	0	0
Minor League Totals		9-8	3.01	143	1	0	0	18	197.1	166	72	66	9	2	61	238	6	0
Major League Totals		1-1	4.08	33	0	0	0	0	17.2	16	8	8	2	2	8	24	0	0

rehabilitation assignment

MAJOR LEAGUE HITTING TOTALS

YEAR	TEAM	AVG	G	AB	R	H	2B	3B	HR	RBI	SH	SF	HBP	BB	SO	SB	CS	SLG	OBP	E
2019	METS	.000	17	0	0	0	0	0	0	0	0	0	0	0	0	0	0	.000	.000	0
Career Totals		.000	33	0	0	0	0	0	0	0	0	0	0	0	0	0	0	.000	.000	0


CAREER FIELDING

POS	G	PO	A	E	PCT	TC	DP
P	33	0	2	0	1.000	2	0

1-0 LOSSES DECIDED BY A HOME RUN

Date	Opponent	Inning	Opponent Batter	Mets Pitcher
7/10/63	vs. Los Angeles	8	Johnny Roseboro	Carl Willey
7/27/63	at Houston	8	Johnny Bateman	Roger Craig
9/2/63 (2)	vs. Cincinnati	1	Pete Rose	Jay Hook
5/5/65	vs. Philadelphia	6	Jim Bunning*	Warren Spahn
5/28/66	vs. Philadelphia	7	Bill White	Bob Friend
4/13/68	at Los Angeles	2	Ron Fairly	Don Cardwell
8/17/68	vs. Houston	6	Jimmy Wynn	Jim McAndrew
5/20/71	at Philadelphia	2	Deron Johnson	Gary Gentry
9/16/71	vs. Chicago	8	Juan Pizarro*	Tom Seaver
4/17/73	vs. Chicago	4	Rick Monday	Tom Seaver
6/7/74	at Houston	2	Lee May	Harry Parker
7/17/76	vs. Houston	1	Cesar Cedeño	Tom Seaver
7/28/76	vs. Pittsburgh	13	Richie Hebner	Ken Sanders
4/26/78	vs. Pittsburgh	11	Ed Ott	Bob Myrick
6/4/80	vs. St. Louis	10	Ken Reitz	Neil Allen
6/8/85	vs. St. Louis	9	Tommy Herr	Tom Gorman
9/11/85	vs. St. Louis	10	Cesar Cedeño	Jesse Orosco
7/28/90	vs. St. Louis	7	Willie McGee	David Cone
9/9/97	vs. Philadelphia	8	Rico Brogna	Dave Mlicki
6/16/03	at Florida	3	Ivan Rodriguez	Tom Glavine
9/18/03	vs. Montreal	3	Todd Zeile	Steve Trachsel
9/19/04	at Pittsburgh	3	Humberto Cota	Aaron Heilman
4/9/16	vs. Philadelphia	5	Ryan Howard	Bartolo Colon
9/14/16	at Washington	7	Wilson Ramos	Fernando Salas
5/1/19	vs. Cincinnati	9	José Iglesias	Edwin Díaz

* Pitcher



SCOUTING & MINOR LEAGUES

- | | |
|-------------------------------|---|
| 1979-ONTARIO YANKEES | 1989-JAMESTOWN EXPOS |
| 1982-ONTARIO YANKEES | 1990-ONTARIO YANKEES |
| 1983-ONTARIO YANKEES | 1990-JAMESTOWN EXPOS |
| 1982-NIAGARA FALLS SON | 1993-INDIAN CUBS |
| 1983-UTICA BLUE SOX | 1993-NIAGARA FALLS RAPIDS |
| 1984-LITTLE FALLS METS | 1994-NEW JERSEY CARDINALS |
| 1985-ONTARIO YANKEES | 1994-WATERBURY INDIANS |
| 1986-ST. CATHARINES BLUE JAYS | 1995-WATERBURY INDIANS |
| 1987-INDIAN CUBS | 1996-INDIAN CUBS |
| 1988-ONTARIO YANKEES | 1996-PITTSFIELD METS |
| | 1997-ALBUQUERQUE DUSTERS & ONTARIO YANKEES CO CHAMPIONS |



SCOUTING STAFF

PROFESSIONAL SCOUTING

Bryn Alderson.....	Director, Professional Scouting
Jeff Lebow.....	Assistant Director, Professional Scouting
Jason Stein.....	Assistant, Professional Scouting
Jaymie Bane.....	Okemos, MI
Conor Brooks.....	Dorchester, MA
Tom Clark.....	Shrewsbury, MA
Jason Davis.....	Stone Mountain, GA
Pat Jones.....	Bradenton, FL
David Keller.....	Houston, TX
Bon Kim.....	Seoul, South Korea
Joseph Kowal.....	Yardley, PA
Ash Lawson.....	Athens, TN
Chad MacDonald.....	Arlington, TX
Shaun McNamara.....	Providence, RI
Andy Pratt.....	Peoria, AZ
Roy Smith.....	Chicago, IL

AMATEUR SCOUTING

Thomas Tanous.....	Senior Advisor, Amateur Scouting
Marc Tramuta.....	Director, Amateur Scouting
Bryan Hayes.....	Assistant Director, Amateur & International Scouting
Andrew Christie.....	Coordinator, Amateur & International Scouting
Tom Fleischman.....	Assistant, Amateur & International Scouting

REGIONAL SUPERVISORS

Doug Thurman.....	National Crosschecker (San Jose, CA)
Steve Barningham.....	Special Assignment Scout (Land O'Lakes, FL)
Chris Hervey.....	Pitching Crosschecker (Ann Arbor, MI)
Mike Ledna.....	East Coast Supervisor/National Crosschecker (Orange Park, FL)
Nathan Beuster.....	Regional Supervisor, Midwest (Cantonment, FL)
Drew Toussaint.....	Regional Supervisor, West (Lakewood, CA)
Rudy Terrasas.....	Special Assignment Scout (Santa Fe, TX)

AREA SCOUTS

Cesar Aranguren.....	Miami, FL (South FL)
Gary Brown.....	Frisco, TX (North TX)
Jet Butler.....	Brandon, MS (LA, MS, AR, AL)
Daniel Coles.....	Raleigh, NC (Northern NC, VA, MD, PA)
Jarrett England.....	Murfreesboro, TN (KY, Southern OH, TN)
Chris Heidt.....	Rockford, IL (IL, IA, IN, MN, WI, MI, Northern OH)
Tyler Holmes.....	Roseville, CA (Northern/Central CA, Northern NV, HI)
John Kosciak.....	Milton, MA (MA, CT, ME, RI, NH, VT, NY, NJ)
Rusty McNamara.....	Los Angeles, CA (Southern CA)
Marlin McPhail.....	Irmo, SC (Southern NC, SC, GA)
Claude Pelletier.....	St. Lazare, Quebec, Canada (Canada)
Jim Reeves.....	Camas, WA (Western Canada, AK, WA, OR, ID, WY, MT)
Brian Reid.....	Gilbert, AZ (AZ, CO, NM, UT, Las Vegas)
Harry Shelton.....	Sugarland, TX (South TX)
Taylor Terrasas.....	Oklahoma City, OK (KS, OK, NE, MO, ND, SD, IA)
Adam Weisenburger.....	Orlando, FL (North/Central FL)
Glenn Walker.....	Long Beach, CA (Southern CA)

INTERNATIONAL SCOUTING

Rafael Perez.....	Director, International Scouting and Player Development
Luis Marquez.....	Director, Latin American Scouting
Moises de la Mota.....	Supervisor, Latin America
Manny Batista.....	Supervisor, Latin America and Puerto Rico
Martin Valerio.....	Supervisor, Dominican Scouting and Administration
Ismael Perez.....	Supervisor, Venezuela
Harold Herrera.....	Coordinator, Latin America
Felix Romero.....	Coordinator, Dominican Republic
Oliver Dominguez.....	Coordinator, Dominican Republic
Kelvin Dominguez.....	Scout, Dominican Republic
Wilson Peralta.....	Scout, Dominican Republic
Robert Espejo.....	Scout, Venezuela
Carlos Perez.....	Scout, Venezuela
Andres Nunez.....	Scout, Venezuela
Martin Arvizu.....	Coordinator, Mexico
Fred Mazuca.....	Scout, Mexico
Henry Sandoval.....	Scout, Mexico
Elvis Rios.....	Scout, Panama
Rolando Martinez.....	Tryout Coach, Dominican Republic
Manuel López.....	Venezuelan Video Coordinator

PRO SCOUTING STAFF

BRYN ALDERSON

DIRECTOR, PROFESSIONAL SCOUTING

- Promoted to director of professional scouting in 2019.
- Joined the Mets in 2012 as a professional scout and was promoted in 2017 to assistant director, professional scouting.
- Was Oakland's coordinator of scouting from 2005-2006 and a professional scout with the A's from 2007-2011.
- Began his career as a baseball operations assistant from 2003-2004 with the Oakland Athletics.
- His father, Sandy, was the 12th general manager in Mets history, serving from 2010-18...He is currently a senior adviser with the Oakland Athletics.
- Bryn, 38, and his wife, Andrea...Together, they reside in Old Greenwich, CT with their twin girls, Lucy and Winona.



JEFF LEBOW
Assistant Director,
Professional Scouting



JASON STEIN
Assistant,
Professional Scouting



**JAYMIE
BANE**



**CONOR
BROOKS**



**TOM
CLARK**



**JASON
DAVIS**



**PAT
JONES**



**DAVID
KELLER**



**BON
KIM**



**JOSEPH
KOWAL**



**ASH
LAWSON**



**CHAD
MACDONALD**



**SHAUN
McNAMARA**



**ANDY
PRATT**



**ROY
SMITH**

AMATEUR SCOUTING STAFF

TOMMY TANOUS

SENIOR ADVISOR, AMATEUR SCOUTING

- Was named to his current role in December of 2019.
- Has overseen the Mets amateur draft since 2012.
- Added oversight on international scouting in December of 2016.
- Was the Mets scouting director from November, 2011 through November, 2016.
- Served as Mets special assignment Scout in 2011, overseeing both professional and amateur talent for the organization.
- Before joining the Mets, spent six years with the Toronto Blue Jays as a national crosschecker (2006-2010) and area supervisor (2004-2005).
- In 2003 served as an area supervisor for the Texas Rangers.
- From 1996-2002 was an area supervisor for the Milwaukee Brewers.
- Played shortstop for both the Community College of Rhode Island and American International College, advancing to the College World Series with both programs.



MARC TRAMUTA

DIRECTOR, AMATEUR SCOUTING

- Named director of amateur scouting on December 2, 2016.
- Joined the Mets in November, 2012 as the assistant scouting director...Spent 2003-2012 with the Toronto Blue Jays, serving as an area scout, national scouting supervisor, and professional scout.
- Awarded the Mid-Atlantic Scouts Association Crosschecker of the Year award in 2014.
- Won the Al LaMacchia award in 2006 as Toronto Blue Jays Scout of the Year.
- Served as an area scout for the Baltimore Orioles from 1996-2003.
- Served from 1993-1996 as assistant baseball coach and recruiting coordinator for his alma mater, St. Bonaventure University, where he was second Team All-Atlantic 10 Conference selection at shortstop as a junior in 1991.
- Drafted in the 45th round of the June 1991 First-Year Player Draft by the Los Angeles Dodgers.
- Resides in Fredonia, NY with his daughter, Callie.



DOUG THURMAN

NATIONAL CROSSCHECKER

- Named the national crosschecker in December of 2016 after spending 2012-2016 as the west supervisor.
- Was an area scout for the Mets covering Northern California, Nevada and Hawaii from 2008-2011.
- Prior to scouting, was in college coaching from 1992-2006...Spent 11 of those 14 seasons as San Jose State's associate head coach.
- Graduated from California State University-Sacramento where he played from 1990-1991.
- Received a M.A. degree in Kinesiology from Saint Mary's College in 2005.
- Doug currently lives in San Jose, CA with his wife, Laura...Together they have three children: Kylie, Brooke and Beverly.



STEVE BARNINGHAM

SPECIAL ASSIGNMENT SCOUT


- Promoted to special assignment scout following the 2019 season.
- Promoted to global crosschecker following 2017 season...Was the Southeast supervisor from 2008-2017...Joined the Mets in 2006 as a Florida area scout.
- Worked as an area scout with the Oakland Athletics, covering Florida, Alabama and Georgia from 2004-2005...In 2003, he was responsible for Oregon, Washington, Idaho, Montana and Wyoming regions.
- Was an outfielder in the Texas Rangers' organization from 1999-2001, making it as high as Charlotte (A) of the Florida State League.
- Graduated from Albertson College (ID) with a degree in Liberal Arts...Was a member of the 1998 NAIA National Championship team in baseball.
- Steve currently resides in Land O'Lakes, FL with his daughter, Addison.



CHRIS HERVEY

PITCHING CROSSCHECKER

- Promoted to his current position following the 2018 season...Was the Upper Midwest area scout from 2016-2018, covering Illinois, Indiana, Iowa, Michigan, Minnesota, Ohio and Wisconsin.
- Originally joined the Mets in 2014 as an associate scout.
- Spent 2011-2012 as a Baseball Operations intern with the New York Yankees.
- Pitched in the Baltimore Orioles' organization from 2009-2010.
- Graduated from Indiana University with a degree in Kinesiology...Was an outfielder and pitcher on the baseball team from 2006-2009.
- Chris currently resides in Ann Arbor, MI with his wife Rachel.



MIKE LEDNA

NATIONAL CROSSCHECKER/SOUTHEAST SUPERVISOR

- Enters his third season with the Mets as the Southeast supervisor and national crosschecker.
- Worked as the college relief pitcher crosschecker with the Chicago White Sox in 2017.
- Prior to joining the White Sox, Ledna worked as part of the Phillies scouting department from 2002-2016 as a national crosschecker.
- Began his scouting career with the Baltimore Orioles in 1985 as an area scout...Worked in the Orioles scouting department from 1985-2001 eventually working his way to becoming their Midwest crosschecker in 1990 and their national crosschecker in 1996.
- Was selected by the Los Angeles Dodgers in the 21st round of the 1977 Amateur Draft out of Buffalo Grove (IL) High School but elected to attend college...Was selected by the White Sox in the 25th round of the 1981 Amateur Draft out of Purdue.
- An infielder, Ledna played in 26 games for the GCL White Sox (R) in 1981 where he batted .254 (16-63).
- Attended Chipola (FL) Junior College in 1978-1979 before attending Purdue in 1980-1981.
- Mike and his wife, Kelli, have one son, Blake.



PITCHERS BATTING RECORDS

GAME

Most Hits — 3

Many times, last, Steven Matz
June 28, 2015 vs. Cincinnati

Most Home Runs — 2

Walt Terrell, August 6, 1983 at Chicago- NL
Noah Syndergaard,

May 11, 2016 at Los Angeles-NL

Most RBI — 4

eight times, last, Noah Syndergaard,
May 11, 2016 at Los Angeles-NL

SEASON

Most Hits — 21

Dwight Gooden (1985)

Most Home Runs — 3

Tom Seaver (1972), Walt Terrell (1983) &
Noah Syndergaard (2016)

Most RBI — 10

Tom Seaver (1970)

DREW TOUSSAINT

WEST SUPERVISOR


- Promoted to west regional supervisor in December of 2016...Joined the Mets as a part-time scout in February of 2012 before he was hired full-time in October of 2012.
- Was drafted by the Angels in the 13th-round of the 2004 First-Year Draft from Southern University (LA)...Hit .271 with 71 homers as an outfielder over five minor league seasons in the Angels organization.
- Spent 2009 with the Fukuoka Softbank Hawks of the Japanese Professional Baseball League.
- Drew, 37, grew up in Compton, CA and currently resides in Lakewood, CA with his wife, Porchia and three children, Justin, Cameron and Peyton.



NATHAN BEUSTER

MIDWEST SUPERVISOR

- Enters his fourth season with the Mets and first as the Midwest supervisor.
- Joined the organization as an area scout last year.
- For six years, was Lindenwood University's pitching coach and recruiting coordinator... Previously served as a graduate assistant pitching coach at the school.
- Spent two seasons as the pitching coach at Bryan College.
- Received his masters from Lindenwood...Attended undergrad at Culver-Stockton College in Canton, MO.
- Nathan and his wife, Emily, reside in Shawnee, KS with their daughter, Evelyn.



RUDY TERRASAS

SPECIAL ASSIGNMENT SCOUT

- In his first year as special assignment scout...Previously served as an area scout.
- Served as the Mets director of amateur scouting from 2005-2010.
- Originally joined the Mets on December 20, 2004 as assistant director of amateur scouting.
- In 2004, was a special assistant to Doug Melvin, the Milwaukee Brewers general manager.
- Spent 17 years with the Texas Rangers as an area scout, before moving to Omar Minaya's professional scouting staff in 1997...Attained the title of special assistant to then-GM Doug Melvin in 2001, with responsibilities primarily related to providing player evaluations for trades.
- While scouting for Texas, scouted and signed future major leaguers Rusty Greer and Scott Podsednik.
- Was awarded the Joe Macko Award for outstanding service to the Rangers organization in 2003.
- Worked as an area scout in Texas, Oklahoma, and Louisiana for the Philadelphia Phillies from 1983-1987...Among the players he signed were Chuck McElroy and Mike Jackson.
- Prior to joining the Phillies, was a teacher and coach at a junior high school in Texas for six years.
- Graduated from Lamar University in 1977 after receiving an associate's degree from Ranger Junior College in Texas in 1975.
- Resides in Santa Fe, TX with his wife, Marilyn, and sons Ryan, Taylor and Trey.



BIGGEST BLOWN LEADS

Lead Lost	Date	Opponent	Score
8 runs	4/19/80	at Chicago	12-9
7 runs	5/23/65	at St. Louis	8-7
7 runs	5/6/95	at Cincinnati	13-11
7 runs	5/13/03	at Colorado	9-8
7 runs	8/26/08	at Philadelphia	8-7 (13 innings)
6 runs	8/8/65	vs. Chicago	14-10
6 runs	8/26/70	vs. Atlanta	9-7
6 runs	4/7/04	at Atlanta	18-10
6 runs	4/16/13	at Colorado	9-8 (10 innings)
6 runs	5/3/14	at Colorado	11-10
6 runs	7/30/15	vs. San Diego	8-7
6 runs	9/3/19	at Washington	11-10

AREA SCOUTS



**CÉSAR
ARANGUREN**



**GARY
BROWN**



**JET
BUTLER**



**DANIEL
COLES**



**JARRETT
ENGLAND**



**CHRIS
HEIDT**



**TYLER
HOLMES**



**JOHN
KOSCIAK**



**RUSTY
McNAMARA**



**MARLIN
McPHAIL**



**CLAUDE
PELLETIER**




**JIM
REEVES**



**BRIAN
REID**



**HARRY
SHELTON**



**TAYLOR
TERRASAS**



**ADAM
WEISENBURGER**



**GLENN
WALKER**



**Brodie Van Wagenen, Tommy Tanous and Marc Tramuta
with 2019 First-Round Selection Brett Baty**

2019 METS DRAFT PICKS

Listed below are the draft picks the Mets signed from their 2019 draft class.

Player	Pos.	B/T	Ht.	Wt.	Birthdate	Round	Pick #	Signed
Brett Baty	3B	L/R	6-3	210	11/3/1999	1	12	6/15/2019
Josh Wolf	P	R/R	6-3	170	9/1/2000	2	53	6/19/2019
Matthew Allan	P	R/R	6-3	225	4/17/2001	3	89	6/28/2019
Jake Mangum	CF	S/L	6-1	190	3/8/1996	4	118	6/24/2019
Nate Jones	RHP	R/R	6-1	200	1/6/1997	5	148	6/9/2019
Zach Ashford	CF	L/R	5-10	180	2/9/1997	6	178	6/9/2019
Luke Ritter	2B	R/R	5-11	187	2/15/1997	7	208	6/9/2019
Connor Wollersheim	P	L/L	6-1	205	5/18/1997	8	238	6/9/2019
Joe Genord	1B	R/R	6-2	215	8/17/1997	9	268	6/9/2019
Scott Ota	RF	L/L	5-11	195	8/16/1997	10	298	6/9/2019
Antoine Duplantis	OF	L/L	5-11	180	9/9/1995	12	358	6/28/2019
Blaine McIntosh	CF	L/L	6-4	180	6/9/2001	13	388	7/5/2019
Kennie Taylor	CF	R/R	5-11	170	10/20/1996	14	418	6/16/2019
Mitch Ragan	P	R/R	6-3	210	4/1/1997	15	448	6/9/2019
Nic Gaddis	3B	R/R	6-0	190	10/12/1996	16	478	6/9/2019
Dan Goggin	P	R/R	6-2	215	6/9/1997	17	508	6/9/2019
Tanner Murphy	CF	R/R	6-4	195	5/1/1998	18	538	6/16/2019
Hunter Parsons	P	R/R	6-2	215	6/24/1997	19	568	7/12/2019
Matt O'Neill	C	R/R	6-0	200	8/20/1997	20	598	6/9/2019
Branden Fryman	SS	R/R	6-2	165	3/16/1998	21	628	6/9/2019
Jace Beck	RHP	R/R	6-9	200	6/14/2000	22	658	7/1/2019
Nick MacDonald	P	R/R	6-1	175	6/11/1998	23	688	6/17/2019
Mitchell Senger	P	L/L	6-6	240	1/13/1998	26	778	6/9/2019
Jake Ortega	C	L/R	5-10	180	7/31/1996	28	838	6/9/2019
LT Struble	CF	L/R	5-10	175	7/3/1996	29	868	6/9/2019
Justin Lasko	P	R/R	6-4	220	3/16/1997	30	898	6/9/2019
Andrew Edwards	P	L/L	6-2	210	5/12/1997	31	928	6/9/2019
Cole Gordon	P	L/R	6-5	240	10/2/1995	32	958	6/28/2019
Cole Kleszcz	OF	R/R	6-1	205	6/16/1997	33	988	6/16/2019
Ryan Shinn	OF	R/L	6-2	215	12/9/1996	34	1018	6/9/2019
Nick Conti	2B	R/R	5-9	160	2/14/1997	39	1168	6/9/2019

INTERNATIONAL SCOUTING STAFF

RAFAEL PEREZ

DIRECTOR, INTERNATIONAL SCOUTING AND PLAYER DEVELOPMENT

- Is in his second year as Director of international operations overseeing scouting and player development.
- Was the director, Dominican operations for MLB from 2011-2018...In that position, managed a staff of 17 in the Dominican and oversaw the implementation of international policies and established cultural/education evaluation system by all MLB clubs...Also, managed relationship with Dominican government.
- Was the Mets as the director of international player development from 2005-2011...Oversaw the Mets minor league academy in the Dominican Republic, winter league relations, as well as International Player Development and Scouting.
- Was the senior manager of Latin American baseball operations for Major League Baseball from 2002-2005...In that position, managed a staff of eight in the Dominican and established an evaluation system with specific standards for all professional baseball academies...Also brought the first-ever MLB Scouting Bureau workshop to Latin America.
- Earned a Bachelor's degree in Accounting from the University of South Alabama, where he played baseball...Played two seasons in the Pittsburgh Pirates minor league system.
- Rafael, 52, and his wife Marella make their home in Port Saint Lucie, FL with their daughter, Marah.



LUIS MARQUEZ

DIRECTOR, LATIN AMERICA SCOUTING

- Is in his second season with the Mets after spending eight years away from the organization... Previously served as the Venezuelan supervisor under Ismael Cruz and Rafael Perez.
- Spent four years with the Toronto Blue Jays as their Venezuelan supervisor and three years with the Los Angeles Dodgers as the Latin American scouting supervisor.
- Attended Dodge City Community College and Georgia State University.
- Resides in Lives in Caracas, Venezuela and is married to Julia Bichara...He has three kids. Zabien 18, Lyric 15 and Luis 5.



METS FIRST-ROUND DRAFT PICKS

1965	Les Rohr, LHP	1983	Eddie Williams, IF	2001	Aaron Heilman, RHP
1966	Steve Chilcott, C#		Stan Jefferson, OF		David Wright, IF
1967	Jon Matlack, LHP	1984	Shawn Abner, OF#	2000	Scott Kazmir, LHP
1968	Tim Lincecum, IF#	1985	Gregg Jefferies, IF	2003	Lastings Milledge, OF
1969	Randy Sterling, RHP	1986	Lee May Jr., OF	2004	Philip Humber, RHP
1970	George Ambrow, IF*	1987	Chris Donnels, IF	2005	Mike Pelfrey, RHP
1971	Richard Puig, IF	1988	David Proctor, RHP	2006	No Selection
1972	Richard Bengston, C	1989	Alan Zinter, C	2007	No Selection
1973	Lee Mazzilli, OF	1990	Jeromy Burnitz, OF	2008	Ike Davis, 1B
1974	Cliff Speck, RHP	1991	Al Shirley, OF		Reese Havens, SS
1975	Butch Benton, C	1992	Preston Wilson, IF	2009	No Selection
1976	Tom Thurberg, OF		Chris Roberts, LHP	2010	Matt Harvey, RHP
1977	Wally Backman, IF	1993	Kirk Presley, RHP	2011	Brandon Nimmo, OF
1978	Hubie Brooks, IF	1994	Paul Wilson, RHP#	2012	Gavin Cecchini, INF
1979	Tim Leary, RHP		Terrence Long, IF/OF	2013	Dominic Smith, INF
1980	Darryl Strawberry, OF#	1995	Ryan Jaronyk, SS	2014	Michael Conforto, OF
	Billy Beane, OF	1996	Robert Stratton, OF	2015	No Selection
	John Gibbons, C	1997	Geoff Goetz, LHP	2016	Justin Dunn, RHP
1981	Terry Blocker, OF	1998	Jason Tyner, OF	2017	David Peterson, LHP
1982	Dwight Gooden, RHP	1999	No Selection	2018	Jarred Kelenic, OF
		2000	Billy Traber, LHP	2019	Brett Baty, INF

INTERNATIONAL SCOUTING STAFF



MOISES DE LA MOTA
Supervisor,
Latin America



MANNY BATISTA
Supervisor
Latin America and PR



MARTIN VALERIO
Supervisor,
DR Scouting & Admin.



ISMAEL PEREZ
Supervisor
Venezuela



HAROLD HERRERA
Coordinator,
Latin America



FELIX ROMERO
Coordinator,
Dominican Republic



OLIVER DOMINGUEZ
Coordinator,
Dominican Republic



KELVIN DOMINGUEZ
Scout,
Dominican Republic



WILSON PERALTA
Scout,
Dominican Republic




ROBERT ESPEJO
Scout,
Venezuela



CARLOS PEREZ
Scout,
Venezuela




ANDRES NUNEZ
Scout,
Venezuela



MARTIN ARVIZU
Coordinator,
Mexico



FRED MAZUCA
Scout,
Mexico



HENRY SANDOVAL
Scout,
Mexico



ELVIS RIOS
Scout,
Panama



ROLANDO MARTINEZ
Tryout Coach,
Dominican Republic



MANUEL LÓPEZ
Venezuelan
Video Coordinator

MINOR LEAGUE & PLAYER DEVELOPMENT

JARED BANNER	Executive Director, Player Development
RONNY REYES	Director, Minor League Operations
JUAN HENDERSON	Director, Latin America Operations
KEVIN WALSH	Manager, Player Development
COLIN SCHWARZ	Minor League Information Coordinator
AMY ROSS	Assistant, Minor League Operations
KEVIN BOLES	Field Coordinator
ED BLANKMEYER	Extended Field Coordinator
RICKY MEINHOLD	Pitching Coordinator
PHIL REGAN	Sr Advisor, Pitching Development
MIKE CATHER	Assistant Pitching Coordinator
RYAN ELLIS	Hitting Coordinator
TIM TEUFEL	Infield Coordinator
BOB NATAL	Catching Coordinator
ALBERTO CASTILLO	Minor League Catching Instructor
MARLON ANDERSON	Outfield/Baserunning Coordinator
ALEX ROSS	Performance and Sports Science Manager
JON DEBUS	Rehabilitation Pitching Coordinator
MATT HUNTER	Medical Coordinator
JEFF TAYLOR	Reconditioning Coordinator
LUKE PASSMAN	Performance Coach Coordinator
NEKYSY LIRIANO	Education Coordinator
EMILY KALEY	Performance Nutrition Coordinator
ALEX TAVAREZ	Latin America Performance Coaching Coordinator
CRISTIAN GUZMAN	Mental Skills Coach
ALANNA SALITURO	Minor League Physical Therapist
GUY CONTI	Senior Advisor
BOBBY FLOYD	Senior Advisor
OZZIE VIRGIL, SR.	Senior Advisor
JOHN MULLIN	Equipment/Operations Manager
DREW DUNTON	Assistant Clubhouse Manager

RONNY REYES

DIRECTOR, MINOR LEAGUE OPERATIONS

- Begins his third season as the director of minor league operations after serving as the manager of St. Lucie operations from 2015-2017...The 2020 season will be his 16th season in the Mets organization.
- Served as the coordinator of international operations from 2013-2015.
- Was the Mets Gulf Coast League administrator from 2006-2012...Joined the organization in 2005 as a baseball operations intern.
- Graduated cum laude from New York Tech in 2004 where he also played baseball.
- Originally from Brentwood, NY, Reyes makes his home in Palm Beach Gardens, FL with his wife, Christina and their son, Brady.



JUAN HENDERSON

DIRECTOR, LATIN AMERICAN OPERATIONS

- Enters his 17th season in the Mets organization.
- Served as the Dominican Academy administrator since 2003 and was promoted to director, Latin American operations in November, 2013.
- Oversees the day-to-day operations and administration.
- Attended Gulf Coast Community College (FL) from 1991-1993...Drafted in the 27th round of the 1992 June Draft by the Angels.
- Played five years (1993-1997) in the Angels minor league system...Was second in the Arizona League with a .323 batting average in 1993 and was third in stolen bases (47) in 1995 in the Midwest League.
- Graduated from Universidad Apec in Santo Domingo, DR with a degree in Business Administration in 2003.
- Juan, 48, and his wife, Veronica reside in Santo Domingo, DR with their children: Angel, Alex and Amy.



KEVIN BOLES**FIELD COORDINATOR**

- Enters his first season as minor league field coordinator.
- Spent the 2019 season as the manager of Binghamton (AA) of the Eastern League, his first in the Mets organization and 20th as a full-time minor league manager or coach.
- Was recognized by Baseball America as the International League's Best Managerial Prospect after the 2018 season.
- Spent the 2008-2018 seasons in the Red Sox organization, managing at Greenville (A) of the South Atlantic League from 2008-2009, Salem (A) of the Carolina League in 2010, Portland (AA) of the Eastern League from 2011-2013 and Pawtucket (AAA) of the International League from 2014-2018.
- Guided the PawSox to the 2014 Governors' Cup title, winning the International League championship.
- Managed in Minnesota's system from 2004-2007, making stops at Quad Cities (A) of the Midwest League in 2004, Beloit (A) of the Midwest League in 2005 and Fort Myers (A) of the Florida State League from 2006-2007.
- Managed the AZL Royals 2 (R) in 2003...Skipped at Utica (A), a Marlins affiliate, in 2001.
- Made his managerial debut at age 25 with the GCL Marlins (R) in 2000.
- Played at the University of South Florida before the Chicago Cubs selected him in the 42nd round of the 1998 First-Year Player Draft.
- After two seasons as a player, he followed his father's footsteps into managing...John Boles managed at the Major League level with the Florida Marlins for four seasons (1996, 1999-2001)...The elder Boles served as an executive with several teams for over two decades during his career in baseball.

**ED BLANKMEYER****EXTENDED FIELD COORDINATOR/CYCLONES MANAGER**

- Enters his first season in the organization...Will serve as the team's extended field coordinator and will also manage the Brooklyn Cyclones.
- Spent 24 seasons as the head of coach at St. John's University where he accumulated an all-time record of 829-500-4, making him the winningest coach in the program's history.
- Guided the Red Storm to five BIG EAST Tournament titles, six BIG EAST regular season titles...During his tenure, the Red Storm made the NCAA Tournament 11 times, including one NCAA Super Regional appearance.
- Is the winningest coach in the history of BIG EAST play with 347 conference victories...Earned BIG EAST Coach of the Year honors a conference-record eight times and was named the ABCA Northeast Region Coach of the Year four times.
- Blankmeyer was a member of the USA Baseball coaching staff in 2010 helping the Collegiate National Team win the silver medal at the V FISU World University Baseball Championships in Tokyo, Japan...Blankmeyer also made coaching stints with USA Baseball in 2015, serving as manager of the Collegiate National Team in the summer and acting as an assistant coach for the Premier12 squad in the fall...Helped guide Team USA to a silver medal at the inaugural WBSC Premier12.
- Blankmeyer, 65, and his wife, Susan, reside in Convent Station, NJ...They have two daughters, Brittany Leigh and Alison Joy, and one son, Taylor Edward.

**RICKY MEINHOLD****PITCHING COORDINATOR**

- Enters his first season as the pitching coordinator.
- Joins the organization from St. Louis Cardinals where he served as a minor League coach (2013-2014), a major league professional scout (2014-2019) and a pitching development analyst (2017-2019).
- Has worked in pitching development and evaluation for USA Baseball since 2016.
- Previously worked as the pitching coach/recruiting coordinator and assistant athletic director of administration at Coker College in South Carolina.
- Played in independent baseball in the Frontier League.
- Attended Drury University...Played baseball and basketball and obtained his Master's Degree from Coker College.
- Ricky, 34, lives in Springfield, MO, with his wife, Hillary and their son, Carter.



MIKE CATHER**ASSISTANT PITCHING COORDINATOR**

- Is in his first season as the assistant pitching coordinator.
- Joined the organization in June of last season as a pitching coach with the St. Lucie Mets.
- Spent the previous two seasons as assistant coach and pitching coach for Arizona State University.
- In 2016, he served as the Marlins' minor league pitching coordinator..
- Served three seasons in the Padres organization, including two years as the club's minor league pitching coordinator before being named pitching coach for Triple-A El Paso in 2014.
- Began his coaching career in 2006 as pitching coach for Single-A Wilmington in the Red Sox organization...Stayed with the Red Sox organization for six seasons, also serving as the pitching coach for Double-A Portland (2007-09) and moving into an advanced scout role in 2010.
- Originally drafted by the Rangers in the 41st round of the 1993 draft out of the University of California-Berkeley... Played nine seasons of professional baseball with Texas (1993-95), Atlanta (96-99), Florida (2000) and St. Louis (2001)...Pitched in parts of three major league seasons with Atlanta, going 5-6 with a 3.42 ERA (31 earned runs/81.2 innings) in 75 career relief appearances.
- Mike, 49, and his wife, Kristine, reside in Cerritos, California. The couple has two daughters, Lauren and Avery, and one son, Colby.

**PHIL REGAN****SENIOR ADVISOR, PITCHING DEVELOPMENT**

- Returns to the organization as a senior advisor, pitching development in 2020.
- Began the 2019 season as the organization's assistant pitching coordinator until he was promoted to interim major league pitching coach in June.
- Spent three years as the minor league assistant pitching coordinator after spending 2009-2015 as the pitching coach for St. Lucie (A).
- Managed teams in the Venezuelan Winter League from 1989-2009...Managed Leones del Escogido to the Dominican Winter League championship in 1988 and 1989.
- Led the West Michigan Whitecaps (A) of the Midwest League, in the Detroit Tigers organization, during 2002 and 2003 seasons.
- Served as the pitching coach for Team USA in the 2000 Olympics.
- Was the pitching coach for the Cleveland Indians during the 1999 season and served in the same role for the Chicago Cubs in 1997 and 1998.
- Was the manager of the Baltimore Orioles during the 1995 season, guiding the team to a 71-73 record during the strike-shortened campaign.
- Pitched in 551 major league games, including 105 starts over his 13 seasons...Played for Detroit, Los Angeles (NL), the Cubs and the White Sox while compiling a 96-81 record with a 3.84 ERA for his career...Was a National League All-Star in 1966...Went 14-1 with a 1.62 ERA as a reliever in 1966.
- Phil, 82, resides in Port St. Lucie, FL with his wife, Lissette.

**TIM TEUFEL****INFIELD COORDINATOR**

- Begins his fourth season as the infield coordinator and club ambassador...Served as the major league third base coach from 2012 through 2016.
- Was a manager in the Mets minor league system for eight seasons from 2003-2011... Compiled a 464-562 (.452) record in his eight seasons as a minor league skipper.
- For Tim's full bio, please see page 40.



RYAN ELLIS**HITTING COORDINATOR**

- Enters his second season as the hitting coordinator.
- Spent the 2018 season as the organization's hitting performance coordinator.
- From 2015-2017 he served as the short-season hitting coordinator.
- Managed St. Lucie (A) of the Florida State League from 2012-2014.
- In 2011, he managed Savannah (A) of the South Atlantic League.
- In 2009 and 2010, he served as the hitting instructor and infield/outfield coach for the Savannah Sand Gnats.
- Served as a hitting and infield coach for Kingsport (R) of the Appalachian League in 2008...Was a coach for Binghamton (AA) of the Eastern League in 2007.
- Joined Norfolk (AAA) as a first base coach midway through the 2006 season.
- Was the Montreal Expos 28th round draft pick in the 2000 First-Year Player Draft.
- Coached with the Washington (PA) Wild Things of the Independent Frontier League from 2003-2005.
- Played for the Washington (PA) Wild Things of the Independent Frontier League in 2002.
- In 2000 and 2001, played for the Vermont (A) Expos of the New York-Penn League.
- Graduated from Steel Valley (PA) High School...Also played baseball at Point Park (PA) College.
- Ryan, 41, and his wife, Jodi, make their in home Port St. Lucie, FL with their son, Reece.

**BOB NATAL****CATCHING COORDINATOR**

- Starts his 15th season as the Mets minor league catching coordinator.
- Was the Montreal Expos/Washington Nationals bullpen coach from 2002-2005.
- Was a minor league coach and catching coordinator with the Florida Marlins organization from 1999-2001.
- Played in the major leagues for parts of six seasons with the Expos (1992) and Marlins (1993-1997)...Hit four home runs in 120 major league games.
- Was an original member of the Marlins, selected in the 1992 Expansion Draft (55th overall selection)...Spent his first full season in the big leagues in 1993 with Florida...Is one of six players to play for the Marlins in each of the club's first five years of existence (Conine, Arias, Nen, Sheffield, Rapp).
- Was a member of the 1997 World Champion Florida Marlins.
- Earned All-Star status at every minor league level, from Rookie League to Triple-A.
- Taken by the Montreal Expos in the 13th round of the 1987 Free Agent Draft.
- Attended the UC San Diego, where he was an NCAA Division III First-Team All-America selection.
- Bob lives with his wife, Audrey, and has three sons: Colby, Cooper and Cavan.

**MARLON ANDERSON****OUTFIELD/BASERUNNING COORDINATOR**

- Begins his second year as the organization's outfield and baserunning coordinator.
- Spent the 2018 as the hitting coach with the Brooklyn Cyclones (A).
- Played with the Phillies, Mets, Dodgers, Rays, Cardinals and Nationals over his 12-year major league career (1998-2009)...Hit .265 with 174 doubles, 63 homers, 371 RBI and 71 stolen bases.
- Played four years with the Mets (2005, 2007-2009)...Hit .319 in 43 games in 2007.
- From 2013-2017, he served as an analyst for MLB.com...From 2014-2016, he also worked for Comcast Sportsnet covering the Phillies...Was an analyst for Sirius XM from 2015-2017 in Atlanta.
- In 2011 and 2012 he was a hitting coach in the Washington Nationals farm system...Was with Hagerstown (A) of the South Atlantic League in 2011 and with Potomac (A) of the Carolina League in 2012.
- Appeared in the 2004 World Series with the Cardinals...Hit a home run in his first major league at-bat with the Phillies in 1998...Hit the record-breaking fourth homer of back-to-back-to-back-to-back home runs in a ninth inning comeback for the Dodgers in 2006...His bat was added to the Baseball Hall of Fame in Cooperstown.
- Anderson, 45, was born in Montgomery, AL and makes his home in Johns Creek, GA with his wife Shadia, and their kids, Zoë, Caleb and Hannah.



ALBERTO CASTILLO

MINOR LEAGUE CATCHING INSTRUCTOR

- Begins his 10th season with the Mets...Is in his first season as the minor league catching instructor...Previous served as their manager of the DSL Mets for four seasons.
- Played for seven major league organizations in his professional career as a catcher including the Mets, St. Louis Cardinals, Toronto Blue Jays, New York Yankees, San Francisco Giants, Kansas City Royals and Baltimore Orioles...Made his major league debut on May 28, 1995.
- Came up through the Mets organization after being signed on April 5, 1987.
- In 1999, played 93 games and was the Cardinals main starter in the second half of season... Threw out 44% of base runners (27 of 62)...Hit in career best 10 straight games, August 8-August 23, batting .382 (13-34).
- Played 15 years in the Dominican Winter League with Aguilas Cibaeñas helping them to win 11 championships in the Dominican Winter league and six Caribbean Series.
- Alberto, 49, and his wife, Ingrid reside in Santo Domingo with their three children: Chelsea, April and Marcos.



GUY CONTI

SENIOR ADVISOR


- Enters his 11th season as a senior advisor to the minor league department.
- Served as the Mets bullpen coach from 2005-2008 before returning to the minor league system prior to the 2009 season as the pitching rehabilitation coordinator...Also directed major league spring training for three different managers from 2005-2017.
- From 2001-2004, he was the Mets minor league field coordinator...In that role, he directed spring training for the minor league teams and the club's fall Instructional League.
- Has been involved in coaching for 54 years, 37 on the professional level.
- Was the pitching coach for Binghamton (AA) in 2000 and manager with Kingsport (R) in 1999.
- In 1998, he was the Los Angeles Dodgers minor league pitching coordinator.
- From 1987-1998, was a member of the Dodgers player development department.
- Was a pitching coach with several Dodgers' minor league affiliates from 1988-1997.
- Spent four seasons (1983-1986) in Pittsburgh's minor league organization as a scout and a coach.
- Played a year in the Houston Astros/Colt 45's minor league organization after being drafted as a catcher...In 1961, played for Salisbury (A) in the Western Carolina League.
- Guy, 78, currently lives in Vero Beach, FL with his wife, Jan...They have four children: Kimberly, Curtis, Craig and Kelly.



BOBBY FLOYD


SENIOR ADVISOR

- Is in his 35th season with the Mets...Became a senior advisor in 2009.
- Was inducted into the Appalachian League Hall of Fame in 2019.
- Was a bench coach with the Mets in 2004 and was the Mets infield coach in 2001.
- Has managed at various levels within the organization including Kingsport (R) from 1986-1988, Norfolk (AAA) from 2002-2003, Gulf Coast Mets(R) from 2006-2008.
- Served as the Mets minor league coordinator of instruction in 2005.
- From November 29, 1988 until he joined the major leagues in 2001, he worked as the Mets minor league field coordinator, and was responsible for on-field instruction, Spring Training and the Winter Instructional League.
- In 1988, named the Appalachian League Manager of the Year and led Kingsport (R) to the league title.
- Managed in the Seattle Mariners organization from 1977-1985...From 1982-1985 he was Seattle's Triple-A manager.
- An infielder, he played in the major leagues for seven years with the Baltimore Orioles (1968-1970) and Kansas City Royals (1970-1974)...Was a player-coach in Omaha (AAA) in 1975.
- Was a member of the 1969 American League Champion Baltimore Orioles team.
- Was the National Association East's (AAA) All-Star shortstop in 1968.
- Signed in 1964 with the Baltimore Orioles.
- Attended UCLA and the University of Missouri, where he studied psychology...Played baseball at UCLA.
- Graduated from El Segundo (CA) High School, where he was the captain of both the baseball and football teams.
- Bobby lives in Port St. Lucie, FL with his wife, Melody...They have three children: sons, Dan and Benjamin, and daughter, Sarah.



ALEX ROSS**PERFORMANCE AND SPORT SCIENCE MANAGER**

- Is in his first season as performance and sport science manager with the New York Mets.
- Spent three years with Unión Argentina de Rugby in various roles including National Physical Performance Manager, Head of Performance for Los Pumas, and Head of Performance for Jaguares in Super Rugby.
- Was the Head of Strength and Conditioning for USA Rugby in 2016.
- Served as the Sport Science Manager/Strength and Conditioning Coach at The Blues in Super Rugby from 2014-16.
- Was a Sport Science and Strength and Conditioning Consultant to the New Zealand Rugby from 2013-16.
- Graduated from Auckland University of Technology with a Doctor of Philosophy in Strength and Conditioning in 2015.
- Received his MA and BS in Kinesiology and Exercise Science from San Diego State University
- Alex, 33, currently resides in Jupiter, Florida.

**JON DEBUS****REHABILITATION PITCHING COORDINATOR**

- Enters his ninth season as the Mets rehabilitation pitching coordinator.
- Served as the Mets bullpen coach in 2011.
- Was a professional scout from 2009-2010 for the Los Angeles Dodgers.
- Served on the coaching staff of the Orix Buffaloes in Japan's Nippon Professional Baseball League during Terry Collins' tenure as manager from 2007-2008.
- Was the Dodgers bullpen coach in 2005.
- Worked as a minor league catching coordinator for the Dodgers from 2002-2004.
- Was the general manager of the Elmira Pioneers of the Independent Northern League from 2000-2001.
- Coached at Albuquerque (AAA) of the Pacific Coast League for two seasons (1997-1998) and one year at Vero Beach (A) of the Florida State League in 1999.
- Compiled a 274-270 record in five years (1992-1996) as a minor league manager with the Dodgers...Led Great Falls (A) of the Pioneer League in 1992-1993 and managed Vero Beach (A) from 1994-1996.
- Was the batting coach for San Antonio (AA) of the Texas League from 1990-1991.
- Joined the Dodgers organization after being selected in the 21st round of the June, 1980 draft...Selected as an outfielder from the College of St. Francis (IL), but was converted to a catcher.
- Played 10 seasons in the minor leagues, advancing as high as Triple-A.

**MATT HUNTER****MEDICAL COORDINATOR**

- Enters his 16th season in the organization and his third as minor league medical coordinator...Spent the previous four seasons as the athletic trainer with St. Lucie (A).
- Was the athletic trainer for Binghamton (AA) from 2011-2013...Served as the athletic trainer for St. Lucie in 2009-2010...Served in the same capacity with Brooklyn (A) from 2006-2008.
- Served as the athletic trainer for Hagerstown (A) of the South Atlantic League in 2005 and as the head trainer for Pulaski (R) of the Appalachian League in 2004.
- In 2004, he graduated from the University of Florida with a Master of Science degree in Athletic Training/Sports Medicine...Graduated from Berry College (GA) in 2001, with a B.S. in Finance and Sports Management...Is a certified strength and conditioning specialist.
- Matt, 40, and his wife, Kendra, live in Port St. Lucie with their two sons.



JEFF TAYLOR

RECONDITIONING COORDINATOR


- Begins his second season as the minor league reconditioning coordinator.
- He works closely with all performance staff and coordinators to ensure continuity throughout the organization.
- Previously, he was in a sports orthopedic residency for physical therapy in 2018-19 prior to joining the Mets.
- Jeff attended Lynchburg College where he played baseball and graduated with a bachelor degree in Exercise Science.
- After college, Jeff continued his baseball career and spent time in the Cincinnati Reds organization.
- Following his baseball career, he went back to school to earn his Doctorate degree in Physical Therapy from Lynchburg College.
- Jeff, 31, is originally from South Carolina but currently resides in Fort Pierce, FL.



LUKE PASSMAN

STRENGTH & CONDITIONING COORDINATOR

- Begins his second season as the minor league strength & conditioning coordinator... He works closely with performance coordinators to ensure continuity throughout the organization.
- Previously, he was the head of sport science support (2016-2018) and head of strength and conditioning (2012-2016) for Sototennis Academy and at Teesside University working with various sports including running, wrestling, volleyball, table tennis, swimming and boxing.
- Worked within professional Rugby for the Newcastle Falcons during 2009-2010.
- is an accredited certified strength and conditioning specialist with the NSCA and the UKSCA...In addition, he is an accredited Sport and Exercise Scientist through BASES.
- Luke graduated from Teesside University with an MSc in Strength & Conditioning in 2010 and a BSc in Sport and Exercise Science in 2009.
- Luke, 31, is originally from London, England, but currently resides in Jupiter, FL.



JOHN MULLIN

EQUIPMENT/OPERATIONS MANAGER

- Begins his 10th season with the Mets organization.
- From 2004-2010 was Washington's minor league equipment manager.
- The San Diego, CA native graduated from San Diego State University with a degree in Economics.
- "Mully" currently resides in Viera, FL with his wife, Cinthia, daughter, Abril, and son, Brayden



COLIN SCHWARZ
Minor League
Information Coordinator




AMY ROSS
Assistant,
Minor League Operations



DREW DUNTON
Assistant
Clubhouse Manager



EMILY KALEY
Performance
Nutrition Coordinator



NESKYS LIRIANO
Education
Coordinator



ALANNA SALITURO
Minor League
Physical Therapist

2019 MINOR LEAGUE ORGANIZATIONAL LEADERS



BATTING AVERAGE*

1. Wilmer Reyes	BRK	.323
2. Warren Saunders	GCL	.283
3. Arismendy Alcántara	BNG/SYR	.286
4. Wagner Lagrange	COL/STL	.286
5. Luis Carpio	STL/BNG	.282



EARNED RUN AVERAGE**

1. Garrison Bryant	COL/BRK	2.81
2. Harol González	BNG/SYR	3.01
3. Kevin Smith	STL/BNG	3.15
4. José Butto	COL	3.62
5. Matt Cleveland	BRK	3.78



HOME RUNS

1. René Rivera	SYR	25
2. Dilson Herrera	SYR	24
2. Travis Tajjeron	SYR	24
4. Danny Espinosa	SYR	20
5. Patrick Mazeika	BNG	16



WINS

1. Harol González	BNG/SYR	12
2. Corey Oswalt	BRK/SYR	10
3. Zach Lee	BNG/SYR	9
4. Five players tied		8



RUNS BATTED IN

1. Danny Espinosa	SYR	84
2. René Rivera	SYR	73
3. Travis Tajjeron	SYR	70
4. Patrick Mazeika	BNG	69
5. Carlos Cortes	STL	68



SAVES

1. Allan Winans	COL	11
1. Ezequiel Zabaleta	COL/STL	11
3. Blake Taylor	STL/SYR	10
4. Tim Peterson	SYR	9
4. Reyson Santos	KNG/BRK	9



STOLEN BASES

1. Andrés Giménez	BNG	28
2. Sam Haggerty	BRK/BNG/SYR	23
3. Arismendy Alcántara	BNG/SYR	21
4. Hansel Moreno	COL/STL	20
4. Rajai Davis	SYR	20
4. Franklin Linares	DSL	20



STRIKEOUTS

1. Kevin Smith	STL/BNG	130
2. David Peterson	BNG	122
3. Tony Dibrèll	STL/BNG	113
4. Harol González	BNG/SYR	112
5. José Butto	COL	109

*minimum 2.7 plate appearances/team game

**minimum 0.8 IP/team game

WEBSTER AWARD WINNERS

The Webster Award is presented in remembrance of Mets minor league pitcher Richard Webster, who tragically lost his life in an attempt to save the lives of friends in danger. It is awarded to the Mets minor league athlete who best exemplifies the integrity and character displayed by Richard in his life and career. The following are past recipients of this award.

1983	Brian Ballard	1994	Edgardo Alfonzo	2008	Josh Thole
1984	Kelvin Chapman	1995	Kevin Morgan	2009	Kai Gronauer
	Herm Winningham	1996	Jay Payton	2010	Luis Rivera
1985	Rick Anderson	1997	Scott Hunter	2011	Jeurys Familia
1986	Al Pedrique	1998	Benny Agbayani	2012	Eddie Rohan
1987	Keith Miller	1999	Pedro Grifol	2013	Hamilton Bennett
1988	Steve Springer	2000	Paul Wilson	2014	Joe Tuschak
	Andre David	2001	Jerrold Riggan	2015	T.J. Rivera
1989	Tim Bogar	2002	Chris Basak	2016	Brandon Nimmo
	Jeff McKnight	2003	David Wright	2017	Colton Plaia
1990	Jeff Gardner	2004	Rodney Nye	2018	Scott Manea
1991	Joe Delli Carri	2005	Joe Hietpas	2019	Luis Carpio
1992	Jeff Gardner	2006	Bobby Malek		
1993	Dale Plummer	2007	Corey Ragsdale		

2020 MINOR LEAGUE AFFILIATES

SYRACUSE METS

International League (AAA)
GM: Jason Smorol

Chad Kreuter (Manager)
DJ Carrasco (Pitching Coach)
Joel Chimelis (Hitting Coach)

Grant Hufford (Athletic Trainer)
Josh Fields (Performance Coach)

BINGHAMTON RUMBLE PONIES

Eastern League (AA)
AGM: John Bayne

Lorenzo Bundy (Manager)
Jonathan Hurst (Pitching Coach)
Tony Jaramillo (Hitting Coach)
Luis Rivera (Bench Coach)

Kiyoshi Tada (Athletic Trainer)
Tanner Miracle (Performance Coach)

ST. LUCIE METS

Florida State League (A)
GM: Traer Van Allen

Rich Donnelly (Manager)
Royce Ring (Pitching Coach)
Bruce Fields (Hitting Coach)
Endy Chavez (Bench Coach)

Hiroto Kawamura (Athletic Trainer)
Kory Wan (Performance Coach)

COLUMBIA FIREFLIES

South Atlantic League (A)
GM: John Katz

Reid Brignac (Manager)
Jerome Williams (Pitching Coach)
Mariano Duncan (Hitting Coach)
Jay Pecci (Bench Coach)

Vanessa Weisbach (Athletic Trainer)
Jeff Teitz (Performance Coach)

BROOKLYN CYCLONES

New York-Penn (League A)
GM: Kevin Mahoney

Ed Blankmeyer (Manager)
Josh Towers (Pitching Coach)
Rafael Fernandez (Hitting Coach)
Benny DiStefano (Bench Coach)

Anthony Olivieri (Athletic Trainer)
Wyatt Briggs (Performance Coach)

KINGSPORT METS

Appalachian League (R)
GM: Brian Paupeck

Chris Newell (Manager)
Glenn Abbott (Pitching Coach)
Trey Hannam (Hitting Coach)
Gilbert Gomez (Bench Coach)

Austin Dayton (Athletic Trainer)
Ayram Texicor (Performance Coach)

GULF COAST LEAGUE METS

Gulf Coast League (R)

David Davalillo (Manager)
Josue Matos (Pitching Coach)
Joel Fuentes (Hitting Coach)
Joe Raccuia (Bench Coach)

Jay Widmann (Athletic Trainer)

DSL METS 1

Dominican Summer League (R)

Manny Martinez (Manager)
Christian Martinez (Pitching Coach)
Leo Hernandez (Hitting Coach)
Hector Alvarez (Catching/Development Coach)

Juan Jose De Los Santos (Athletic Trainer)
Paul Gonzales (Athletic Trainer)

DSL METS 2

Dominican Summer League (R)

Yucarybert De La Cruz (Manager)
Victor Ramos (Pitching Coach)
Richie Benes (Hitting Coach)

Antonio Sosa (Athletic Trainer)
Ismael Campusano (Performance Coach)

ALMOST PERFECT

The Mets have never had a perfect game. Here are the longest perfect outings in team history.

Pitcher	Length	Date & Opponent (How Ended)
Tom Seaver	8.1 innings	July 9, 1969 vs. Chicago-NL (Jimmy Qualls single)
Tom Seaver	7.0 innings	August 30, 1968 vs. St. Louis (Orlando Cepeda double)
Bartolo Colón	6.2 innings	July 23, 2014 at Seattle (Robinson Cano single)
Matt Harvey	6.2 innings	May 7, 2013 vs. Chicago-AL (Alex Rios single)
Rick Reed	6.2 innings	June 8, 1998 vs. Tampa Bay (Wade Boggs double)

SYRACUSE METS (AAA) | INTERNATIONAL LEAGUE


ADDRESS: 1 Tex Simone Dr, Syracuse, NY 13208

PHONE: (315) 474-7833 **WEBSITE:** syracusemets.com

TWITTER: @SyracuseMets

AFFILIATE SINCE: 2019

2019 PCL MID-SEASON ALL-STARS: Chris Mazza (RHP), Dilson Herrera (INF)



STADIUM (CAP.): NBT Bank Stadium (11,071) **DIMENSIONS:** LF (330), CF (400), RF (330) **SURFACE:** Natural Grass

CHAD KREUTER MANAGER

- Enters his first season at Triple-A and his fourth in the New York Mets organization.
- Spent the last four seasons as the manager for St. Lucie (A)
- Worked in the Diamondbacks organization as the minor league field coordinator in 2011.
- Managed the Modesto Nuts (A) in the Colorado Rockies organization to start the 2006 season before being named the head coach at USC in June of 2006...Was the fourth baseball coach at USC in 77 years when he was hired...Was 111-117 in four seasons as the USC head coach from 2007-2010.
- Became the director of baseball operations for the University of Southern California in 2005.
- Played 16 years as a catcher in the majors from 1988-2003...Made his major league debut on September 14, 1988 with Texas and went 2-5 with a home run and three RBI vs. Oakland...Remained with Texas through the 1991 season...Signed with the Detroit Tigers in 1992 and batted a career-high .286 (107-374) with a career-best 23 doubles, three triples, 15 home runs and 51 RBI in a career-high 119 games in 1993.
- Also spent time with Seattle (1995), Chicago-AL (1996-1998), Anaheim (1997-1998), Kansas City (1999) and Los Angeles-NL (2000-2002)...Finished his career with Texas in 2003.
- Was behind the plate for 892 games in his major league career...Caught 36 percent (260-713) of basestealers.
- Was selected in the fifth-round of the 1985 First-Year Player Draft out of Pepperdine University.
- Worked as the baseball tech coordinator on the movie Moneyball...Set up clubhouse scenes and baseball play to look authentic...Worked closely with Brad Pitt and Director Bennett Miller...Also appeared in several scenes.
- Chad, 55, was born in Greenbrae, CA and now makes his home in Santa Barbara, CA with his wife, Kelly...They have two sons, Caden and Cole...Caden was drafted by Arizona Diamondbacks out of high school but did not sign and played collegiately at USC and Miami...He played two seasons in the Padres organization and is an assistant coach for College of Marin...Cole was drafted by the St. Louis Cardinals in 36th round of the 2018 First-Year Player Draft.



MANAGERIAL CAREER

Year	Org.	Affiliate	Record
2006	COL	Modesto (A)	28-25
2017	NYM	St. Lucie (A)	63-75
2018	NYM	St. Lucie (A)	54-76
2019	NYM	St. Lucie (A)	68-66
Totals		Four seasons	213-242

D.J. CARRASCO PITCHING COACH

- Will serve as pitching coach at Triple-A Syracuse in his first season as a coach with the organization.
- Played two years with the Mets from 2011-12.
- Served as a pro scout for the Los Angeles Dodgers from 2017-2019.
- Was previously a member of Baseball New Zealand's coaching staff...Was a part of the team's coaching staff in the 2017 World Baseball Classic qualifiers.
- Was the pitching coach for the Auckland Tuatara of the Australian Baseball League.
- Played parts of eight seasons in the major leagues, compiling a 24-21 record with a 4.50 ERA (247 earned runs/493.2 innings) with 199 walks and 315 strikeouts in 290 appearances...Played for the Kansas City Royals, New York Mets, Chicago White Sox, Arizona Diamondbacks and the Philadelphia Phillies.
- Spent time with the Softbank Hawks of the Japan Pacific League.
- Originally drafted by the Baltimore Orioles in the 26th round of the 1997 First-Year Player Draft out of Pima Community College in Tucson, AZ.
- D.J., 42, and his wife Autumn currently live outside of FT. Worth TX.



JOEL CHIMELIS **HITTING COACH**

- Begins his third season in the Mets organization, all as a hitting coach at the Triple-A level.
- Spent the previous 12 years in the Astros organization...Was the hitting coach at Corpus Christi (AA) from 2016-17.
- Worked as a hitting coach with Corpus Christi in 2012, Quad Cities (A) of the Midwest League from 2013-2016, Lexington (A) of the South Atlantic League in 2011 and Tri-City (A) of the New York-Penn League from 2006-2010.
- Was a hitting coach in the Montreal Expos/Washington Nationals organization in 2004-2005 with Savannah (A) of the South Atlantic League.
- In 2014 was the hitting coach for the PR Winter League champions Cangrejeros de Santurce.
- Drafted in the 11th-round of the 1988 draft by Oakland...A middle infielder, he spent eight minor league seasons with the Athletics, Giants and Mets...Played 25 games for the Mets' Norfolk affiliate in the International League in 1996.
- Also played in Mexico, Puerto Rico, Taiwan, Korea and Canada.
- Was born in Brooklyn...Played baseball at Howard Junior College (TX) and for the University of Texas in 1988... Named to the 1988 NCAA Central Region team.
- Resides in Orlando, FL with is wife, Carmen, and three daughters Adriana, Nicole and Gabriela.



PERFORMANCE STAFF



GRANT HUFFORD
Athletic Trainer



JOSH FIELDS
Performance Coach

BINGHAMTON RUMBLE PONIES (AA) | EASTERN LEAGUE

ADDRESS: 211 Henry St., Binghamton, NY 13901

PHONE: (607) 722-3866

WEBSITE: bingrp.com

TWITTER: @RumblePoniesBB

AFFILIATE SINCE: 1992

2019 EL MID-SEASON ALL-STAR: Harol Gonzalez (RHP), Adonis Uceta (RHP), Patrick Mazeika (C), Sam Haggerty (INF), Braxton Lee (OF)

2019 POSTSEASON ALL-STAR: Patrick Mazeika (C)



STADIUM (CAP.): NYSEG Stadium (6,012)

DIMENSIONS: LF (330), CF (400), RF (330)

SURFACE: Natural Grass

LORENZO BUNDY MANAGER

- Begins his first season with the Mets and will serve as manager at Binghamton.
- In 2019, managed Durango and third base coach for Monclova in the Mexican League...Was the Manager of Navojoa of Mexican Winter League.
- Following the season, Bundy served as the hitting coach for Team Mexico as they qualified for the 2020 Olympics in Tokyo.
- Managed Puebla of the MSL and Culiacán of the MWL in 2018.
- From 2016-17, was the Marlins major league outfield and base running coach.
- Spent eight seasons in the Dodgers system from 2003-15, where he served on the major league staff as third base coach (2014-15) and managed the organization's Triple-A team (2007-08 and 2011-13) and the Arizona League affiliate (2010).
- At Triple-A, Bundy led the Albuquerque Isotopes to a 225-206 (.522) record and tied a franchise mark with 80 wins in 2012, when he was honored as the Pacific Coast League's Manager of the Year.
- He has spent time serving on a big league coaching staff with the Marlins (2016-17), Dodgers (2013-15), the Diamondbacks as bench coach (2004) and first base coach (2009), the Rockies' as bullpen coach (1999) and the Marlins as bench coach (1998).
- Has spent 25 years managing in the Mexican Winter League and is the second all time winningest manager...Was named Manager of the Year three times in the Winter League and has won three championships.
- Bundy played eight professional seasons from 1981-89 with stints in the Texas, Pittsburgh and Montreal organization...Was originally selected by Baltimore in the 22nd round of the 1977 draft.
- Bundy has a bachelor's degree in communications from James Madison University (1982).
- Lorenzo and his wife, Maria Guadalupe (Lupita), live in Tucson, AZ, and have a daughter named Nicole.



MANAGERIAL CAREER


Year	Org.	Affiliate	Record
1991	MTL	Sumter (A)	64-75
1992	MTL	Albany (A)	72-70
1993	MTL	Burlington (A)	64-71
1994	MTL	Burlington (A)	55-82
1997	FLA	Brevard County (A)	62-76
2007	LAD	Las Vegas (AAA)	67-77
2008	LAD	Las Vegas (AAA)	74-69
2010	LAD	AZL Dodgers (R)	30-25
2011	LAD	Albuquerque (AAA)	73-65
2012	LAD	Albuquerque (AAA)	80-64
2013	LAD	Albuquerque (AAA)	76-68
Totals		12 seasons	753-774

JONATHAN HURST PITCHING COACH

- Begins his 15th season as a pitching coach with the Mets and his second at Binghamton.
- Spent the previous three seasons in the same role with Columbia (A)...Also served as the pitching coach with the Mets affiliate in Savannah from 2007-08 and spent 2009-2015 with Kingsport (R).
- Appeared in seven games for the New York Mets in 1994...Also pitched for the Montreal Expos in 1992.
- Spent the 1993 campaign with the Dodgers Triple-A affiliate in Albuquerque.
- He pitched in the Mexican League from 1995 through July of 1998...After leaving Mexico, he joined the Oklahoma Red Hawks (AAA) in the Texas Rangers' organization...Pitched in Taiwan for two-and-a-half years through 2000 following his stint in Oklahoma.
- Pitched in Japan in 2001 and went back to Taiwan from 2002-2005.
- Jonathan, 53, lives in Spartanburg, SC...Has three sons: Jonathan, Jr., Kristian, and Davian.



TONY JARAMILLO HITTING COACH



- Returns to Binghamton for his second season as the team's hitting coach...Joined the organization last year after spending 11 seasons in the Cincinnati Reds organization.
- Spent the previous three seasons as the major league assistant hitting coach with the Reds.
- Served eight seasons as a hitting coach in the Reds' minor league system, with stints at Louisville (AAA) from 2013-2015, Pensacola (AA) in 2012, Bakersfield (A) in 2011, Lynchburg (A) in 2010, Dayton (A) in 2009 and Billings (R) in (2008).
- From 2004-2006 coached in the Tigers' system as hitting instructor for West Michigan (A).
- The infielder was signed by Texas as a non-drafted free agent in 1998...Spent two seasons playing for the Rangers' Pulaski (R) affiliate before playing four years in independent leagues.
- He is the nephew of major league hitting coach Rudy Jaramillo.
- Tony, 41, is married to his wife, Janet...Together, they have four children, Ray, Jayla, Rian and Jenni.

LUIS RIVERA BENCH COACH



- Begins his first season as bench coach with Binghamton after serving as hitting coach with Columbia in 2019.
- Spent the 2018 season as bench coach at Binghamton (AA)...Was the manager of Kingsport (R) from 2015-2017...Has been with the Mets organization since 2010.
- Spent three seasons as the short-season hitting coordinator (2012-2014)...Also served as a hitting coach at Binghamton (AA) in 2014 when the Binghamton squad won the Eastern League championship.
- Served as hitting coach for Kingsport in 2011.
- Split the 2010 season in Savannah (A) and Kingsport, serving as a player/coach in Savannah and infield coach for Kingsport.
- Was a middle infielder playing in the minor leagues for the Mets and Chicago Cubs from 2005-2010, making it as high as Buffalo (AAA) of the International League in 2009.
- Luis, 35, resides in Miami with his wife, Jessica, and their children, Mateo Rivera and Alanis.

PERFORMANCE STAFF



KIYOSHI TADA
Athletic Trainer



TANNER MIRACLE
Performance Coach

LAST TIME THE METS SCORED

RUNS

- 24 August 16 (Game One), 2018 at Philadelphia
- 23 August 17, 1987 at Chicago-NL
- 20 August 7, 1971 at Atlanta
- 19 June 12, 1990 at Chicago-NL
- 18 September 5, 2010 at Chicago-NL
- 17 September 25, 2016 vs. Philadelphia
- 16 August 15, 2018 at Baltimore
- 15 July 25, 2015 vs. Los Angeles-NL
- 14 July 17, 2019 at Minnesota

HITS

- 28 July 4, 1985 at Atlanta
- 25 August 16 (Game One), 2018 at Philadelphia
- 23 August 15, 2019 at Atlanta
- 22 July 3, 2016 vs. Chicago-NL
- 21 August 21, 2015 at Colorado
- 20 June 23, 2017 at San Francisco
- 19 August 15, 2018 at Baltimore
- 18 September 5, 2014 at Cincinnati
- 17 July 20, 2019 at San Francisco

ST. LUCIE METS (A) | FLORIDA STATE LEAGUE

ADDRESS: 31 Piazza Dr., Port St. Lucie, FL 34986

PHONE: (772) 871-2100

WEBSITE: stluciemets.com

TWITTER: @stluciemets

AFFILIATE SINCE: 1988

2019 FSL MID-SEASON ALL-STAR: Tony Dibrell (RHP), Manny Rodriguez (INF), Nick Meyer (C)

2019 POSTSEASON ALL-STAR: Carlos Cortes (INF)



STADIUM (CAP.): Clover Park (7,000)

DIMENSIONS: LF (338), CF (410), RF (338)

SURFACE: Natural Grass

RICH DONNELLY MANAGER

- Begins his first season as St. Lucie's manager and his sixth in the Mets organization... Managed Kingsport (R) in 2019, was the bench coach at Brooklyn (A) in 2018 and managed the Cyclones from 2011-2013.
- In 2016, coached for the Birmingham Bloomfield Beavers of the independent USPBL.
- Worked as a motivational speaker in 2009 and 2010 sharing his story of "The Chicken Runs at Midnight" and the passing of his daughter, Amy.
- Coached 29 seasons in the majors...Was a third base coach with Seattle in 2013-2014, the Los Angeles Dodgers in 2006 and 2007 and in 2003-2005 with Milwaukee.
- Was a coach with the Colorado Rockies (1999-2002), Florida Marlins (1997-1998), Pittsburgh Pirates (1986-1996) and the Texas Rangers (1980, 1983-1985).
- For 14 consecutive seasons (1986-1999), served on Jim Leyland's coaching staff with the Pirates, Marlins and Rockies.
- Managed 10 seasons in the Rangers system (1972-1979, 1981-1982).
- Was the Western Carolina League's Manager of the Year from 1972-1974.
- Signed as a catcher with the Minnesota Twins in 1967...Played four minor league seasons.
- Received a bachelor's degree in education from Xavier University in 1969.
- Inducted into the Sports Faith International Hall of Fame in 2012 with the late Art Rooney and former major league pitcher Jamie Moyer.
- Wrote the best selling book "The Chicken Runs at Midnight" with nationally known writer Tom Friend...The book tells the story of his son, Mike, who was killed in Dallas while saving a motorist's life and his two daughters, Tiffany and Leighanne, who were at the Las Vegas concert shooting and saved the life of two other women.
- Rich, 73, a native of Steubenville, OH lives with his wife, Bertie...They have eight children...Is a world-class racquetball player.



MANAGERIAL CAREER			
Year	Org.	Affiliate	Record
1972	TEX	Greenville (A)	71-57
1973	TEX	Gastonia (A)	74-54
1974	TEX	Gastonia (A)	84-48
1975	TEX	Anderson (A)	67-70
1976	TEX	Sacramento (AAA)	71-72
1977	TEX	Tucson (AAA)	65-73
1978	TEX	Tucson (AAA)	69-71
1979	TEX	Tucson (AAA)	74-74
1981	TEX	Wichita (AA)	65-70
1982	TEX	Denver (AA)	68-67
2011	NYM	Brooklyn (A)	45-29
2012	NYM	Brooklyn (A)	45-31
2013	NYM	Brooklyn (A)	38-37
2019	NYM	Kingsport (R)	34-34
Totals		14 seasons	870-787

ROYCE RING PITCHING COACH

- Is in his first year as pitching coach for St. Lucie...Was Columbia's (A) pitching coach in 2019.
- Previously spent 2017-18 with Brooklyn (A)...Spent the 2016 season as the pitching coach at Kingsport (R).
- Spent the 2014 and 2015 seasons as the pitching coach with the Gulf Coast (R) Mets.
- Pitched for the Mets in 2005-2006, compiling an 0-2 record with a 3.47 ERA in 26 games.
- Played in the majors from 2005-2010 with the Mets, Braves, Padres and Yankees and had a 3-3 record with a 5.29 ERA...Spent 2011 in the minor leagues with Seattle and Boston before going to Colorado's organization in 2012...Played independent ball in 2013.
- Acquired by the Mets in 2003 along with pitcher Edwin Almonte and infielder Andrew Salvo from Chicago (AL) in a trade that sent Roberto Alomar to the White Sox.
- Selected in the first round (18th overall) by the White Sox in the June, 2002 First-Year Player Draft.
- Royce, 39, lives in Woodinville, Washington with his wife and two daughters.



BRUCE FIELDS HITTING COACH

- Is in his second year with the organization....Joined the Mets before the start of last season, serving as St. Lucie's hitting coach.
- Joined the organization after spending six seasons as the minor league hitting coordinator in the Detroit Tigers system.
- Prior that, Fields spent seven seasons working in various capacities with the Cleveland Indians... He started as a coach at Triple-A Buffalo for the 2006 season and was named Cleveland's minor league hitting coordinator prior to the 2007 season, a role he held until being promoted to the club's major league hitting coach in June of 2011...He held that position through the conclusion of the 2012 season.
- Following the conclusion of his playing career, Fields returned to the Tigers organization to serve as a coach with Double-A London (1992) and Triple-A Toledo (1993-94) before he began his managerial career with Class-A Jamestown (1995-96).
- Fields spent four seasons (1997-2000) as the manager at Class-A West Michigan...He led the Whitecaps to the Midwest League championship in 1998, garnering the Dwight Lowry Award as the Tigers Player Development Man of the Year...Was named the Midwest League's Manager of the Year in 2000 after guiding West Michigan to an 88-52 record.
- Served as the manager of Triple-A Toledo for two seasons (2001-02), leading the Mud Hens to the International League's West Division championship in 2002...Was named Detroit's hitting coach on October 9, 2002, a role he held until being named the club's bench coach on July 1, 2005.
- Fields played 14 seasons after being selected by the Tigers in the seventh round of the 1978 First-Year Player Draft... Spent the majority of his career in the minor leagues, seeing major league action with Detroit (1986) and Seattle (1988-89).
- Was a three time batting champion in the minor leagues....In 1985 in the Double-A Southern League (.325), 1986 in the Triple-A American Association (.368) and in 1989 in Triple-A Pacific Coast League (.351).
- He eldest son, Aaron, was selected by Cleveland in the 2010 First-Year Player Draft...His youngest, Daniel, was selected by the Tigers in the 2009 Draft.
- Bruce, 59, resides in Detroit, MI with his wife Julie and their two sons Aaron and Daniel.



ENDY CHÁVEZ BENCH COACH

- Enters his first season as a coach with St. Lucie after spending the 2019 season as a coach with Brooklyn.
- Last season marked his first year as a coach after retiring from his playing career following the 2018 season.
- Played parts of 13 seasons in the Major Leagues with the Mets, Kansas City Royals, Montreal Expos, Washington Nationals, Philadelphia Phillies, Seattle Mariners, Texas Rangers and Baltimore Orioles.
- Began his career in the Minor Leagues with the Mets in 1997...Played three years in the Major Leagues with the Mets (2006-2008), appearing in 337 games...Made one of the most memorable catches in franchise history during Game Seven of the 2006 NLCS...Was traded prior to 2009 to Seattle in a package for J.J. Putz.
- Most recently, played in the independent Atlantic League with the Somerset Patriots in 2018, batting .287 (100-349) in 87 games.
- Won the Atlantic League Batting Title in 2016 when he hit .345 for the Bridgeport Bluefish.



PERFORMANCE STAFF



HIROTO KAWAMURA
Athletic Trainer



KORY WAN
Performance Coach

COLUMBIA FIREFLIES (A) | SOUTH ATLANTIC LEAGUE

ADDRESS: 1640 Freed Street, Columbia, SC 29201

PHONE: (803) 726-4487

WEBSITE: columbiafireflies.com

TWITTER: @ColaFireflies

AFFILIATE SINCE: 2016

2019 SAL MID-SEASON ALL-STAR: Ronny Mauricio (INF)



STADIUM (CAP.): Segra Park (9,000)

DIMENSIONS: LF (319), CF (400), RF (330) **SURFACE:** Natural Grass

REID BRIGNAC MANAGER

- Begins his first year in the organization and first as a manager after retiring as a player in 2018.
- Appeared in parts of nine years in the major leagues with the Tampa Bay Rays, Colorado Rockies, Atlanta Braves, Philadelphia Phillies, New York Yankees, Miami Marlins and Atlanta Braves.
- Originally drafted by the Tampa Bay Rays in the second round of the 2004 First Year Player Draft out of St. Amant High School in Louisiana.
- Reid, 33, resides in Tampa, FL, with their sons, Reid Jr. and Jace.



JEROME WILLIAMS PITCHING COACH

- Enters his second season in the Mets organization after retiring in 2018 following a 20-year playing career.
- Joins the Columbia staff after serving in the same role with Kingsport (R) last year.
- Played 11 years in the major leagues with the Giants, Angels, Cubs, Cardinals, Rangers, Phillies, Nationals and Astros...Compiled a 52-66 record with a 4.59 ERA in 236 career games.
- Is the only player in MLB history to beat one team, three times in a single season with three different teams...In 2014, he beat Oakland on April 24 (with Houston), July 25 (with Texas) and September 20 (with Philadelphia).
- Originally drafted by the San Francisco Giants in the first round (39th overall) in the 1999 First-Year Player Draft.
- Appeared in the 2003 NLDS as a member of the Giants.
- Played independently in Atlantic League, Mexican League as well as the Chinese Professional Baseball League.
- Jerome, 38, resides in Mission Viejo, CA, with his wife Sarah and their four kids, Tre-Jordan, Alana, Keilani and Tai.



LAST EIGHT HOME RUNS BY A METS PITCHER

Mets Pitcher

Jacob deGrom
Steven Matz
Noah Syndergaard
Zack Wheeler
Noah Syndergaard
Jacob deGrom
Steven Matz
Steven Matz

Date

August 23, 2019
June 14, 2019
May 2, 2019
April 23, 2019
April 21, 2019
April 3, 2019
September 18, 2018
September 13, 2018 (1)

Opponent

vs. Atlanta
vs. St. Louis
vs. Cincinnati
vs. Philadelphia
at St. Louis
at Miami
at Philadelphia
vs. Miami

Opponent Pitcher

Mike Foltynewicz
Tyler Webb
Tyler Mahle
Zach Eflin
Dakota Hudson
Trevor Richards
Aaron Nola
Sandy Alcantara

MARIANO DUNCAN HITTING COACH

- Enters his second season in the organization after serving in the same role with Kingsport (R) last year.
- Spent the 2018 in the Detroit Tigers system, serving as the hitting coach for West Michigan (A).
- Previously spent eight seasons in the Chicago Cubs organization, serving as the hitting coach for the Triple-A Iowa (2017), hitting coach with Class-A Daytona/Myrtle Beach (2013-2016) and two seasons with Double-A Tennessee (2011-2012).
- Duncan began his coaching career with the Gulf Coast League Dodgers in 2003 and spent eight seasons in the Dodgers organization, serving as a coach with Triple-A Las Vegas (2005), Double-A Jacksonville (2004) and the first base coach for the Los Angeles Dodgers from 2006-2010.
- The former infielder played 12 Major League seasons with the Dodgers (1985-89), Reds (1989-91, 1995), Phillies (1992-95), Yankees (1996-97) and Blue Jays (1997).
- Duncan was a member of two World Series champions, the 1990 Cincinnati Reds and the 1996 New York Yankees.
- Inducted into the Dominican Republic Baseball Hall of Fame in 2008.
- Mariano, 56, lives in the Dominican Republic...He has seven children, Mariano, Christopher, Dustin, Jonatan, Damaris, Luis Enrique and Marianny.



JAY PECCI BENCH COACH

- Begins his second season in the Mets organization after serving as the bench coach for the GCL Mets in 2019.
- Originally drafted by the Oakland Athletics in the 11th round of the 1998 First Year Player Draft after graduating from Stanford University.
- Played seven seasons in affiliated baseball with the Oakland Athletics, Seattle Mariners and San Francisco Giants.
- Played seven more seasons in independent leagues before playing overseas in Italy and Germany.
- Served as a player/manager in Germany in 2018 to finish his 21 year playing career.
- Is the grandson of former Major Leaguer Joe Gantenbein who played for the Philadelphia Athletics under the legendary Connie Mack from 1939-1940.
- Jay and his wife Nadine reside in Novato, CA with their sons JJ and Lenny.



PERFORMANCE STAFF



VANESSA WEISBACH
Athletic Trainer



JEFF TEITZ
Performance Coach

NO-HITTERS VS. THE METS

Date	Pitcher (Location)	Score
June 30, 1962	Sandy Koufax (at Los Angeles-NL)	5-0
June 21, 1964 (G1)	Jim Bunning (vs. Philadelphia)	6-0 (Perfect Game)
September 20, 1969	Bob Moose (vs. Pittsburgh)	4-0
October 2, 1972 (G1)	Bill Stoneman (at Montreal)	7-0
August 24, 1975 (G2)	Ed Halicki (at San Francisco)	6-0
September 8, 1993	Darryl Kile (at Houston)	7-1
June 9, 2015	Chris Heston (vs. San Francisco)	5-0
October 3, 2015 (G2)	Max Scherzer (vs. Washington)	2-0

BROOKLYN CYCLONES (A) | NEW YORK-PENN LEAGUE

ADDRESS: 1904 Surf Ave., Brooklyn, NY 11224


PHONE: (718) 449-8497

WEBSITE: brooklyncyclones.com

TWITTER: @BKCYclones

AFFILIATE SINCE: 2001

2019 NYPL ALL-STARS: Mitch Ragan (RHP), Garrison Bryant (RHP), Matt Cleveland (RHP), Wilmer Reyes (INF), Joe Genord (INF)



STADIUM (CAP.): MCU Park (7,000)

DIMENSIONS: LF (315), CF (412), RF (312)

SURFACE: Field Turf

ED BLANKMEYER MANAGER

- Enters his first season in the organization...Will also serve as the team's extended field coordinator.
- Spent 24 seasons as the head of coach at St. John's University where he accumulated an all-time record of 829-500-4, making him the winningest coach in the program's history.
- Guided the Red Storm to five BIG EAST Tournament titles, six BIG EAST regular season titles...During his tenure, the Red Storm made the NCAA Tournament 11 times, including one NCAA Super Regional appearance.
- Is the winningest coach in the history of BIG EAST play with 347 conference victories... Earned BIG EAST Coach of the Year honors a conference-record eight times and was named the ABCA Northeast Region Coach of the Year four times.
- Blankmeyer was a member of the USA Baseball coaching staff in 2010 helping the Collegiate National Team win the silver medal at the V FISU World University Baseball Championships in Tokyo, Japan...Blankmeyer also made coaching stints with USA Baseball in 2015, serving as manager of the Collegiate National Team in the summer and acting as an assistant coach for the Premier12 squad in the fall...Helped guide Team USA to a silver medal at the inaugural WBSC Premier12.
- Blankmeyer, 65, and his wife, Susan, reside in Convent Station, NJ...They have two daughters, Brittany Leigh and Alison Joy, and one son, Taylor Edward.



JOSH TOWERS PITCHING COACH

- Is in his second season in the Mets organization...Towers previously coached the GCL Mets in 2013.
- Appeared in parts of eight major league seasons with the Orioles (2001-02), Toronto (2003-07) and Yankees (2009), who won the World Series that year...combined to go 45-55 with a 4.95 ERA (402 earned runs/731.1 innings) with 123 walks and 389 strikeouts.
- Originally selected by Baltimore in the 15th round of the 1996 First-Year Player Draft out of Oxnard College in California.
- Earned JUCO All-America honors at Oxnard and was named conference MVP...Graduated from Hueneme (CA) High and garnered All-County status...His uncle, Roger Frash, was an infielder/outfielder the Mets system from 1980-82.
- Josh, 42, lives in Las Vegas, NV.



RAFAEL FERNANDEZ HITTING COACH

- Begins his fourth year in the Mets organization and his first as the hitting coach with Brooklyn (R).
- Spent the 2019 season as an assistant coach at the MLB level.
- In the offseason, is working with the Gigantes del Cibao in the Dominican winter ball as an assistant hitting coach.
- Spent 2018 as hitting coach GCL Mets (R)...In 2016-2017 was an outfield/hitting coach with the DSL Mets2 (R).
- Was originally signed by the Mets in 2006 and played seven seasons in the minors.
- Played four seasons for Gigantes del Cibao and Estrellas Orientales in the Dominican Winter League...In 2013 played in Colombia for Leones Comfacor del Montena.
- In 2014 Played in Mexico for the Queseros de la Cuenca...In 2014 was part of the Dominican National team that participated in the Central American and Caribbean Games in Veracruz, Mexico.
- Is currently studying psychology at Universidad de la Tercera Edad.
- Rafael, 31, resides in Tenares, DR, with his wife Alexandra...They have a son, Rafael Alonzo and a daughter, Alejandra Maria.



BENNY DISTEFANO BENCH COACH

- Enters his first season as bench coach with the Cyclones after spending the 2019 season in the same role with the Syracuse Mets...Is in his 11th season in the organization.
- Spent the previous four seasons as the organization's minor league outfield coordinator... Served as the hitting coach for Brooklyn (A) of the New York-Penn League in 2014 and in 2010.
- From 2012-2013 was the hitting coach with St. Lucie (A) of the Florida State League...Spent the 2011 season as the hitting coach for Savannah (A) of the South Atlantic League.
- Served as the hitting coach for the West Michigan Whitecaps (A) of the Midwest League from 2007-2009...Began his time in the Detroit Tigers organization in 2006 as the hitting coach for the Gulf Coast Tigers.
- Played professionally for 12 years including five seasons in the major leagues with the Pirates and the Astros...Was selected by the Pirates in the second round of the 1982 Amateur Draft out of Lafayette High School in Brooklyn, NY where he played with former Mets closer John Franco.
- As a member of the Houston Astros, broke up David Cone's no-hit bid for the Mets with a single in the top of the eighth inning with one out on April 28, 1992.
- Benny, 58, currently lives in Missouri City, TX with his wife, Brenda, and their son, Ben.



PERFORMANCE STAFF



ANTHONY OLIVIERI
Athletic Trainer



WYATT BRIGGS
Performance Coach

LOVE THAT GLOVE

Here are the leaders in defensive runs saved per inning among outfielders since 2014 (minimum 2500.0 innings)

Player	Defensive Runs Saved	Innings
1. Kevin Kiermaier	117	4462.2
2. Jarrod Dyson	67	3394.0
3. Juan Lagares	56	2988.0
4. Mookie Betts	98	5463.2
5. JAKE MARISNICK	59	3477.2

KINGSPORT METS (R) | APPALACHIAN LEAGUE

ADDRESS: 800 Granby Rd., Kingsport, TN 37662

PHONE: (423) 224-2626

WEBSITE: kmets.com

TWITTER: @Kingsport_Mets

AFFILIATE SINCE: 1980

2019 AL POST-SEASON ALL-STARS: Reyson Santos (RHP)



STADIUM (CAP.): Hunter Wright Stadium (2,000) **DIMENSIONS:** LF (330), CF (410), RF (330) **SURFACE:** Natural Grass

CHRIS NEWELL **MANAGER**

- Enters his first season with the Mets.
- Previously served as manager of the Birmingham-Bloomfield Beavers in the United Shore Professional Baseball League from 2016-2019.
- Was a scout with Tampa Bay (1999-2005) and with the New York Yankees (2006-2016).
- Managed the Kalamazoo Kings of the Frontier League in 2003.
- Played parts of two years in the independent Big South League, Heartland League and Frontier League.
- Served as Oakland University Associate Head Coach/Recruiting Coordinator (2002-2005).
- Chris resides in Clarkston, MI...He has one daughter, Peyton.




GLENN ABBOTT **PITCHING COACH**

- Enters his 10th season with the New York Mets organization and his first as pitching coach with Kingsport (R).
- Spent the last two seasons in the same role at the Triple-A level...Spent the previous seven seasons as the pitching coach for Binghamton (AA) and as pitching coach for Savannah (A) in 2011.
- Was a member of the San Diego Padres' system before joining the Mets...Was the pitching coach for San Antonio (AA) of the Texas League in 2010 and 2007...Served in the same role with Portland (AAA) of the Pacific Coast League in 2008 and 2009 and with Mobile (AA) of the Southern League in 2006.
- Was a pitching coach in the Texas Rangers system from 2003-2005.
- Spent 13 seasons as a coach in Oakland's organization, 1990-2002.
- Made his coaching debut with the Mets in 1985 with Little Falls (A) of the New York-Penn League and stayed with the organization through the 1989 season.
- Played 11 years in the majors with Oakland (1973-1976), Seattle (1977-1981, 1983) and Detroit (1983-1984).
- On September 28, 1975 appeared in the first four-pitcher no-hitter in major league history, combining with Vida Blue, Paul Linblad and Rollie Fingers against the Angels on the final day of the regular season.
- A native of North Little Rock, AR, Abbott attended the State College of Arkansas and currently resides in North Little Rock, AR with his wife Patti...The couple has three children, Todd, Jeff and Amy and are grandparents to five grandsons and five granddaughters.



TREY HANNAM HITTING COACH

- Joined the Mets organization in 2020.
- Prior to joining the organization, was a hitting instructor at Game Ready Hitting Development at Fielder's Choice Academy in Milan, Illinois.
- Was the hitting coach at Western Illinois University in 2019.
- Played professionally in the Empire League in Puerto Rico.
- Played two seasons at the University of Illinois - Springfield where he was named Named First-Team All-Conference his senior season...Attended four years of junior college at Illinois Springfield and was named First Team all conference at both schools all four years, was all region in his senior year....Graduated in 2017 with a major in communications and a minor in sport management.
- Trey, resides with his fiance, Megan...Together they reside in Mineral, Illinois




GILBERT GOMEZ BENCH COACH

- Begins his third season in the Mets system and first as a bench coach with Kingsport (R).
- Last season, Gomez was the bench coach with Columbia (A)...Spent 2018 as the DSL Mets2 (R) hitting coach.
- Has served as the assistant hitting coach for Leones del Escogido in the Dominican Winter League since 2017.
- Was the bench coach for the DR National Team 2018 U23 World cup, which was held in Colombia.
- Managed the Dominican National Team during the 2017 U-23 Baseball World Cup Qualifier in Panama...The team qualified for the 2018 U-23 Baseball World Cup in Panama.
- Was an outfielder in the Mets minor league system from 2009-2015.
- Graduated from San Francisco De Asis High School in Santo Domingo, Dominican Republic in 2008.
- Comes from a baseball family; his brother Dariel is a professional baseball player for the St. Louis Cardinals, his brother José is a professional Scout for the Tampa Bay Rays and general manager for Leones Del Escogido in the Dominican Winter League...His brother Hector is one of the top sports journalists in the Dominican Republic.
- Gilbert, 27, resides in Santo Domingo, Dominican Republic.



PERFORMANCE STAFF



AUSTIN DAYTON
Athletic Trainer

MOST HOME RUNS SURRENDERED

CAREER

Pitcher	HR
1. Tom Seaver.....	212
2. Jerry Koosman.....	187
3. Ron Darling.....	155
4. Sid Fernandez.....	138
5. Bobby J. Jones.....	137

SEASON

Pitcher	HR
1. Roger Craig (1962).....	35
2. Pedro Astacio (2002)	32
3. Jay Hook (1962).....	31
4. Pete Harnisch (1996).....	30
Rick Reed (1998)	30
6. Roger Craig (1963).....	28
Rick Reed (2000).....	28
Steve Trachsel (2001)	28
Jacob deGrom (2017)	28
10. Chris Capuano (2011).....	27
Steven Matz (2019).....	27

GULF COAST METS (R) | GULF COAST LEAGUE

ADDRESS: 31 Piazza Dr., Port St. Lucie, FL 34986

PHONE: (772) 871-2100

AFFILIATE SINCE: 1988



DAVID DAVALILLO MANAGER

- Embarks on his third season as manager of the GCL Mets (R).
- Was named the 2019 Sterling Mets Coach of the Year.
- Spent the previous six seasons as a manager with the DSL Mets2 (R).
- From 2010-2013, served as a coach with the DSL Mets (R).
- Began his coaching career in the Venezuelan Summer League with the Mets affiliate during the 2009 season.
- Previously served as an international scout for the Mets from 2006-2008.
- David, 45, currently lives in Venezuela with his wife, Migdalia, and his children: sons, David and Gabriel, and daughters, Dakary, Dayiri and Mauriel.



MANAGERIAL CAREER

Year	Org.	Affiliate	Record
2012	NYM	DSL Mets 2 (R)	44-26
2013	NYM	DSL Mets 2 (R)	45-26
2014	NYM	DSL Mets 2 (R)	28-42
2015	NYM	DSL Mets 2 (R)	45-27
2016	NYM	DSL Mets 2 (R)	20-49
2017	NYM	DSL Mets 2 (R)	50-21
2018	NYM	GCL Mets (R)	24-31
2019	NYM	GCL Mets (R)	30-24
Totals		Seven seasons	286-246

JOSUE MATOS PITCHING COACH

- Begins his fifth season in the Mets system..Returns to the GCL Mets for the first time since 2016.
- Was the pitching coach for Brooklyn (A) in 2019.
- Previously held the same role with Kingsport (R) in 2017-18.
- Was the assistant pitching coach for Mayaguez in the Puerto Rico Winter League in 2015 and 2016.
- Served as pitching coach at Interamerican University of Puerto Rico from 2010-2013.
- Pitched in the minor leagues for the Mariners, Blue Jays and Phillies organizations from 1997-2005...Reached Triple-A.
- Pitched for Puerto Rico in the 2006 and 2009 World Baseball Classic.
- Also pitched in the Mexican League, Venezuelan Winter League, Puerto Rico Winter League, the independent Atlantic League, United Baseball League and the Can-Am Association from 2006-2011.
- Originally drafted by Seattle in the 1996 First-Year Player Draft.
- Josue, 42, attended Miami Dade College.



JOEL FUENTES HITTING COACH

- Begins his 14th year in the New York Mets organization and second with the GCL Mets (R).
- Spent 2018 as the hitting coach with St. Lucie (A)...Also served in the same position from 2010-2011 and 2014-2015.
- Was the hitting coach with Columbia (A) from 2016-2017...From 2012-2013, was the hitting coach with Savannah (A) of the South Atlantic League.
- Served in the same role with Brooklyn (A) of the New York-Penn League in 2008 and 2009... Began his Mets career as a coach with Savannah (A) in 2007.
- Signed with the San Francisco Giants in 1997 and played in their organization until 2003, advancing as high as Double-A.
- Organized baseball clinics in Vega Baja, PR for children 7-11 years old in 2006.
- Joel, 43, and his wife, Alma Carolina Espinoza...He has a daughter, Joelimarís.



JOE RACCUIA BENCH COACH

- Will serve as the bench coach for the GCL Mets in his first year in the organization.
- Spent the last 12 seasons as head coach at Radford University in Virginia.
- Guided Radford to two Big South Tournament Championships (2015, 2017) and seven straight winning seasons from 2009-2015.
- In 2015, Raccuia led Radford to first Big South regular season and tournament championships, and advanced to the NCAA regional round for the first time in program history...Also reached the NCAA regional round in 2017.
- Served as an assistant head coach at The George Washington University (1997-2000), associate head coach at George Mason University (2001-03), head coach at Marist University (2004-05) and assistant coach at the University of Alabama (2006-07)...Led the 2005 Marist team to the NCAA tournament.
- Graduated from Radford University in 1995 where he played on the school's baseball team.
- Joe, 47, lives in Radford, VA and has three kids, AJ, Joey and Emma.

PERFORMANCE STAFF



JAY WIDMANN
Athletic Trainer

DOMINICAN REPUBLIC ACADEMY



STADIUM: Dominican Academy

DIMENSIONS: LF (335), CF (408), RF (330)

SURFACE: Natural Grass

DOMINICAN STAFF

Rafael Landestoy.....	Latin America Field Coordinator
Kremlin Martinez.....	DSL Pitching Coordinator
Robert Shepherd.....	DSL Hitting Coordinator
Steven Negrón.....	Defensive Coordinator
Alex Tavarez.....	Latin American Performance Coordinator
Anthony Sambois.....	Video Coordinator
Paul Gonzales.....	DSL Head Trainer
Ozzie Virgil.....	Special Instructor
Jhomelger Garcia.....	Physical Therapist
Hector Alvarez.....	DSL Catching Instructor
Max Vogel-Freedman.....	Integration Analyst

RAFAEL LANDESTOY

INTERNATIONAL FIELD COORDINATOR

- Beginning his 13th year as the international field coordinator where he oversees instruction for the Mets Dominican Summer League teams.
- Served as the minor league infield coordinator for the Tigers organization from 2000-2007.
- Worked as both the outfield and baserunning coordinator as well as the manager of the Arizona League affiliate in the Diamondbacks system from 1998-1999.
- Was a coach with the Mets during the 1996 season, assuming the role of first base coach on August 26 for the remainder of the year...Managed St. Lucie (A) of the Florida State League from 1994-1995, leading the team to a 132-138 record during his tenure.
- Has worked with six different organizations during his coaching career...Started as the first base coach for the New York Yankees in 1986, followed by a stint in the same role with the Montreal Expos in 1989.
- Rafael played eight major league campaigns with Los Angeles, Cincinnati and Houston...Played in the 1977 World Series as a member of the Dodgers.



OZZIE VIRGIL SR.


SENIOR ADVISOR

- Starting his 12th season overseeing catching instruction for the Mets Dominican Summer League teams.
- Served as a coach on the major league level for 19 seasons...Coached with the San Francisco Giants (1969-1972, 1974-1975), Montreal Expos (1976-1981), San Diego Padres (1982-1985) and Seattle Mariners (1987-1988).
- Played in the major leagues for eight years with the New York Giants, San Francisco Giants, Detroit Tigers, Kansas City Athletics, Baltimore Orioles and Pittsburgh Pirates.
- Was the first Dominican-born major leaguer when he made his debut on September 23, 1956 for the NY Giants.
- Worked as an instructor with the San Francisco Giants and Los Angeles Angels at their academies in the Dominican Republic.
- His son, Ozzie Virgil, Jr., played 11 years in the majors (1980-1990) compiling a .243 batting average with the Phillies, Braves and Blue Jays.
- Served as an honorary coach for the Mets on September 26, 2018.
- Ozzie, 87, makes his home with his wife, Stella, in Monte Christi, Dominican Republic...He is a graduate of DeWitt Clinton High School in the Bronx, NY.



KREMLIN MARTINEZ**DSL PITCHING COORDINATOR**

- Begins his first season as the DSL pitching coordinator and his first year in the organization.
- Spent the 2003-19 years in the Dodgers system...Most recently served as the organization's assistant pitching coordinator.
- Was the field coordinator and a manger at Campo Las Palmas DSL in 2014, the pitching coordinator in 2013, the pitching coach for the AZL Dodgers in 2012, the pitching coach at Class-A in 2011, the pitching coach at Rookie-level in 2010, the pitching coach for the DSL Dodgers from 2007-09, an area scout in the Dominican Republic from 2006-07 and an assistant pitching coach for the GCL Dodgers from 2003-05.
- Martinez was originally signed by the Cleveland Indians out of the Dominican Republic in 1999 and retired as a player in 2001.
- Kremlin, 39, lives in Santo Domingo, DR.

**ROBERT SHEPHERD****DSL HITTING COORDINATOR**

- Begins his 10th season in the organization and his first as the DSL hitting coordinator.
- Previously served as an associate scout covering Central and North Florida.
- From 2004-2010 was the assistant coach for the University of North Florida baseball team.
- Coached five seasons at Jacksonville University and seven seasons as an assistant coach at Purdue University.
- Received his undergraduate degree from Texas-Pan American University and his Master's in education at UNF.
- Robert, 52, lives in Atlantic Beach, FL with his sons Will, 19, and Grant, 18.

**STEVEN NEGRON****DEFENSIVE COORDINATOR**


- Joined the organization in October of 2019 as the defensive coordinator.
- Served as a minor league infield coach with the San Diego Padres organization in 2018.
- Originally drafted by the Detroit Tigers in the 17th round of the 2013 First-Year Player Draft out of Miami-Dade College, Kendal Campus.
- Played two seasons in the Detroit organization.
- Received his bachelor's degree from Florida Atlantic University in 2016.
- Steven, 26, resides in Tampa, FL.

**ADDITIONAL STAFF**

ALEX TAVAREZ
Latin American
Performance Coordinator



ANTHONY SAMBOIS
Video Coordinator



PAUL GONZALES
DSL Head Trainer



JHOMELGER GARCIA
Physical Therapist



HECTOR ALVAREZ
DSL Catching
Instructor



MAX VOGEL-FREEDMAN
Integration Analyst

DSL METS #1 (R) | DOMINICAN SUMMER LEAGUE

ADDRESS: Carretera Jubey Km #2, Jubey, Dominican Republic

PHONE: (809) 622-8443 **AFFILIATE SINCE:** 1992

2019 DSL MID-SEASON ALL-STAR: Federico Polanco (INF)



MANNY MARTINEZ MANAGER

- Begins his sixth season as a manager for the DSL Mets (R)...Spent 2010-2014 as a coach with the DSL Mets.
- Played in the major leagues for the Seattle Mariners (1996), Philadelphia Phillies (1996), Pittsburgh Pirates (1999) and Montreal Expos (2000).
- Was in the Oakland Athletics organization from 1988-1994...Also played in the minor leagues for the Chicago Cubs (1995) and Florida Marlins (2000).
- Was named to the California League All-Star team in 1991, 1992 and 1993 while playing in the Athletics' minor league system.
- Played in the Dominican Winter League for the Aguilas Cibaeñas and the Tigres del Licey from 1994-2009...Was the Rookie of the Year in 1994... Helped win four championships with Licey and one Caribbean Series.
- Played in Korea for the Samsung Lions in 2001 and the LG Twins 2002 and 2003.
- Played in Mexican Pacific League from 2004-2008 for Tigres de Quintana Roo and Pericos de Puebla.
- Manny, 49, and his wife Raysa reside in San Pedro de Macoris with their children Natalie, Gerlim and Laisa.



MANAGERIAL CAREER			
Year	Org.	Affiliate	Record
2015	NYM	DSL Mets (R)	33-39
2016	NYM	DSL Mets (R)	45-26
2017	NYM	DSL Mets (R)	44-27
2018	NYM	DSL Mets (R)	47-25
2019	NYM	DSL Mets (R)	34-30
Totals		Four seasons	203-147

CRISTHIAN MARTINEZ PITCHING COACH

- Begins his first season as the pitching coach with the DSL Mets.
- Played five seasons in the major leagues with the Marlins and the Braves, compiling a 7-8 record with a 4.02 ERA (92 earned runs/206.0 innings) with 52 walks and 163 strikeouts in 135 career games.
- He was originally signed in 2003 with the Detroit Tigers...Was selected in the 2006 Rule 5 draft by the Marlins...Selected off waivers by the Braves in 2010.
- Played for Tiger del Licey in 2004 in the Dominican Winter League.
- Martinez, 37, resides in Santo Domingo with his wife, Freivelise Rivera and their children, Marfrey Martinez Rivera and Cristhian Freymar.



LEO HERNANDEZ HITTING COACH

- Begins his 22nd year with the Mets organization and 10th with the DSL Mets...Spent 2001-2010 with the Venezuelan Mets, including three seasons as manager from 2007-2009.
- Was signed by the Mets in December of 1995 and played in the organization for three years before a career-ending injury.
- Hit .260 for the Dominican Summer League Mets in 1996 and .342 in 1997.
- Played his final season in 1998 for the VSL Mets and batted .310.
- Leo, 42, and his wife, Glendy, have three children, Ashley, Victoria and Ashton.



DSL METS 1 & 2 - PERFORMANCE STAFF



JUAN JOSE DE LOS SANTOS
Athletic Trainer



ANGEL PONCE
Performance Coach



ANTONIO SOSA
Athletic Trainer



ISMAEL CAMPUSANO
Performance Coach

DSL METS #2 (R) | DOMINICAN SUMMER LEAGUE

YUCARYBERT DE LA CRUZ MANAGER

- Returns for his third season as the manager of the DSL Mets2 and his fourth season on staff overall.
- Assisted at the Mets' Dominican Academy in 2014.
- Signed by the Mets as a non-drafted free agent in 2009.
- Played five years in the Mets organization, reaching St. Lucie (A) in 2013.
- Hit .238 (255-1,072) with eight home runs and 104 RBI in 288 minor league games...Batted a career-best .296 (84-284) over 71 games with the DSL Mets (R) in 2009.
- Yucarybert, 29, lives in Santo Domingo, Dominican Republic.



MANAGERIAL CAREER			
Year	Org.	Affiliate	Record
2018	NYM	DSL Mets (R)	34-37
2019	NYM	DSL Mets (R)	33-38
Totals		Two seasons	67-75

VICTOR RAMOS PITCHING COACH

- Is in his first season as the pitching coach with the DSL Mets 2 and his second year with the Mets.
- Spent last year as an intern with Class-A St. Lucie.
- Originally drafted by the Pirates in the 35th round of the 2000 First-Year Player Draft as a catcher, but converted to pitcher in 2004...Played for the Cubs in 2005 and was selected in the 2006 Minor League Phase of the Rule 5 Draft by the Red Sox in 2006...Had Tommy John Surgery that end his career.
- Was a member of the Puerto Rico staff on the last two editions of the World Baseball Classic, serving as a bullpen catcher and video coordinator.
- Has also served as a bench coach with Gigantes de Carolina in the Puerto Rico Winter League.
- Victor, 39, is married Christie Roque...They have two daughters, Taymarie Ramos and Isadora Rivera.



RICHIE BENES HITTING COACH

- Begins his second season as the hitting coach with the DSL Mets 2.
- Joined the organization in April of 2019 as a hitting coach at the Dominican Academy.
- Was the hitting and infield coach at Saint Peter's University in Jersey City, NJ.
- Served as the hitting coach for the Danbury Westerners, a member of the New England Collegiate Baseball League.
- Originally selected by the Kansas City Royals in the 23rd round of the 1996 First Year Player Draft from Christopher Columbus High in The Bronx, NY.
- Played two years in the minors in the Royals system...Also played in Independent leagues including the Northeast League, Texas-Louisiana League, American Association and the Canadian-American League.
- Richard, 41, resides in The Bronx with his fiancé Maria.



DOMINICAN BASEBALL ACADEMY

The New York Mets Dominican Baseball Academy opened in the summer of 2008 and provides the Mets a permanent presence in the Dominican Republic. Built on over 37 acres of land, the academy features three full fields (including a replica Citi Field), one half-field, four large batting tunnels, a spacious weight room, a clubhouse and training room facilities.

Players and coaches live in a modern dormitory style building that can house up to 64 permanent players, 20 tryout players and coaches. There are also two classrooms and a computer lab that is utilized to hold high-school level courses and English classes so that players have access to education while living at the complex.

To entertain players in their time between the ball field and the classroom, there are lounges equipped with televisions, video games, ping-pong tables, and a swimming pool.

DOUBLEDAY/STERLING AWARDS

1982

TIDEWATER (AAA)	Brian Giles, 2B
JACKSON (AA)	D. Strawberry, OF & J. Bittiger, RHP
LYNCHBURG (A)	Jody Johnston, RHP
SHELBY (A)	John Christensen, OF
LITTLE FALLS (A)	Dave Cochrane, 3B & Jason Felice, OF
KINGSPORT (R)	Richard Diaz, 2B

1983

TIDEWATER (AAA)	Clint Hurdle, 3B
JACKSON (AA)	J. Gibbons, C & H. Winningham, OF
LYNCHBURG (A)	L. Dykstra, OF & D. Gooden, RHP
CAPITAL CITY (A)	K. Brown, LHP & S. Springer, 2B
LITTLE FALLS (A)	J. Innis, RHP & S. Jefferson, OF
SARASOTA (R)	Marcus Lawton, SS

1984

TIDEWATER (AAA)	Wes Gardner, RHP
JACKSON (AA)	Calvin Schiraldi, RHP
LYNCHBURG (A)	B. Lyons, C & R. Myers, LHP
CAPITAL CITY (A)	Kyle Hartshorn, RHP
LITTLE FALLS (A)	Scott Little, OF & Mark Davis, RHP
KINGSPORT (R)	Shawn Abner, OF

1985

TIDEWATER (AAA)	Billy Beane, OF
JACKSON (AA)	Barry Lyons, C/1B
LYNCHBURG (A)	S. Abner, OF & K. Hartshorn, RHP
CAPITAL CITY (A)	Marcus Lawton, OF
LITTLE FALLS (A)	Brian Givens, LHP
KINGSPORT (R)	Gregg Jefferies, SS

1986

TIDEWATER (AAA)	Dave Magadan, IF
JACKSON (AA)	Keith Miller, 2B
LYNCHBURG (A)	Gregg Jefferies, SS
CAPITAL CITY (A)	K. Armstrong, RHP & J. Contreras, OF
LITTLE FALLS (A)	Pete Bauer, RHP
KINGSPORT (R)	Juan Marina, RHP

1987

TIDEWATER (AAA)	Randy Milligan, IF
JACKSON (AA)	Gregg Jefferies, IF
LYNCHBURG (A)	Todd Welborn, RHP
CAPITAL CITY (A)	Robbie Hernandez, LHP
LITTLE FALLS (A)	Steve Newton, RHP
KINGSPORT (R)	Alex Diaz, SS

1988

TIDEWATER (AAA)	Phil Lombardi, C & Dave West, LHP
JACKSON (AA)	Blaine Beatty, LHP
ST. LUCIE (A)	Tim Bogar, SS & Kevin Brown, LHP
CAPITAL CITY (A)	Mike Miller, RHP
LITTLE FALLS (A)	Dale Plummer, RHP
KINGSPORT (R)	V. Zawaski, 1B & D. Furmanik, RHP

1989

TIDEWATER (AAA)	Tom O'Malley, IF
JACKSON (AA)	Julio Valera, RHP & Zoilo Sanchez, OF
ST. LUCIE (A)	Chris Donnels, IF
CAPITAL CITY (A)	Todd Hundley, C
PITTSFIELD (A)	G. Langbehn, LHP & C. Butterfield, IF
KINGSPORT (R)	James Harris, C
SARASOTA (R)	Butch Huskey, IF

1990

TIDEWATER (AAA)	Kelvin Torve, IF
JACKSON (AA)	Anthony Young, RHP
ST. LUCIE (A)	Nikko Riesgo, 1B
CAPITAL CITY (A)	Tim Howard, IF & Tito Navarro, IF
PITTSFIELD (A)	Jeromy Burnitz, OF
KINGSPORT (R)	Aaron Ledesma, IF & Omar Garcia, 1B
SARASOTA (R)	Jerome Tolliver, OF

1991

TIDEWATER (AAA)	Chris Donnels, IF
WILLIAMSPORT (AA)	Jeromy Burnitz, OF
ST. LUCIE (A)	Julian Vasquez, RHP
CAPITAL CITY (A)	B. Huskey, IF & J. Martinez, RHP
PITTSFIELD (A)	Randy Curtis, OF
KINGSPORT (R)	Ricky Otero, OF
SARASOTA (R)	Edgardo Alfonzo, IF

1992

TIDEWATER (AAA)	Steve Springer, IF
JACKSON (AA)	Bobby Jones, RHP
ST. LUCIE (A)	Fernando Vina, IF
CAPITAL CITY (A)	Quiuvio Veras, IF
PITTSFIELD (A)	Edgardo Alfonzo, IF
KINGSPORT (R)	Don White, OF
GULF COAST (R)	Rafael Guerrero, OF

1993

NORFOLK (AAA)	Bobby Jones, RHP
BINGHAMTON (AA)	Butch Huskey, 3B
ST. LUCIE (A)	Randy Curtis, OF
CAPITAL CITY (A)	Guillermo Garcia, C
PITTSFIELD (A)	Mike Welch, RHP
KINGSPORT (R)	Cesar Diaz, C
GULF COAST (R)	Joe Atwater, LHP

1994

NORFOLK (AAA)	Aaron Ledesma, SS
BINGHAMTON (AA)	Rickey Otero, OF
ST. LUCIE (A)	Rey Ordoñez, SS
CAPITAL CITY (A)	Randy Warner, OF
PITTSFIELD (A)	Jay Payton, OF
KINGSPORT (R)	Jesus Sanchez, LHP
GULF COAST (R)	Jose Lopez, 3B

1995

NORFOLK (AAA)	B. Huskey, IF & J. Isringhausen, RHP
BINGHAMTON (AA)	Jay Payton, OF & Eric Ludwick, RHP
ST. LUCIE (A)	Sandy Pichardo, SS
CAPITAL CITY (A)	Sean Johnston, LHP
PITTSFIELD (A)	Fletcher Bates, OF & Robert Daly, IF
KINGSPORT (R)	J. Patterson, IF & J. Simpson, OF
GULF COAST (R)	Octavio Dotel, RHP

1996

NORFOLK (AAA)	Derek Wallace, RHP
BINGHAMTON (AA)	Chris Saunders, IF
ST. LUCIE (A)	Scott Hunter, OF & Arnold Gooch, RHP
CAPITAL CITY (A)	Nelson Figueroa, RHP
PITTSFIELD (A)	Corey Erickson, IF
KINGSPORT (R)	Pee Wee Lopez, C
GULF COAST (R)	Ray Lovingood, LHP

1997

NORFOLK (AAA)	Roberto Petagine, 1B
BINGHAMTON (AA)	Tate Seefried, 1B & Jesus Sanchez, LHP
ST. LUCIE (A)	Fletcher Bates, OF
CAPITAL CITY (A)	Danny Ramirez, OF & Grant Roberts, RHP
PITTSFIELD (A)	Scott Comer, LHP
KINGSPORT (R)	Maurice Bruce, IF/OF
GULF COAST (R)	Endy Chavez, OF

1998

NORFOLK (AAA)	Jeff Tam, RHP
BINGHAMTON (AA)	Scott Hunter, OF
ST. LUCIE (A)	Kenny Pumphrey, RHP
CAPITAL CITY (A)	Alex Escobar, OF & Kevin Dougherty, LHP
PITTSFIELD (A)	Allen Dina, OF
KINGSPORT (R)	Yon German, LHP
GULF COAST (R)	Alfredo Garcia, OF

1999

NORFOLK (AAA)	Todd Haney, IF
BINGHAMTON (AA)	Jason Tyner, OF
ST. LUCIE (A)	Dicky Gonzalez, RHP
CAPITAL CITY (A)	Earl Snyder, IF
PITTSFIELD (A)	Rodney Nye, IF
KINGSPORT (R)	Gil Velazquez, IF
GULF COAST (R)	Orlando Roman, RHP

2000

NORFOLK (AAA)	Timo Perez, OF
BINGHAMTON (AA)	Alex Escobar, OF
ST. LUCIE (A)	Earl Snyder, IF
CAPITAL CITY (A)	Marvin Seale, OF
PITTSFIELD (A)	Chris Basak, IF
KINGSPORT (R)	Chad Bowen, RHP

2001

NORFOLK (AAA)	Pete Walker, RHP
BINGHAMTON (AA)	Rob Stratton, OF
ST. LUCIE (A)	Billy Traber, LHP
CAPITAL CITY (A)	Craig Brazell, 1B & Jose Reyes, IF
BROOKLYN (A)	Ross Peebles, LHP & Jay Caligiuri, 1B
KINGSPORT (R)	Justin Huber, C

2002

PLAYER OF THE YEAR	Jose Reyes, IF
PITCHER OF THE YEAR	David Mattox, RHP
NORFOLK (AAA)	Marco Scutaro, IF
BINGHAMTON (AA)	Prentice Redman, OF
ST. LUCIE (A)	Craig Brazell, 1B
CAPITAL CITY (A)	Justin Huber, C & David Wright, 3B
BROOKLYN (A)	Kevin Deaton, RHP
KINGSPORT (R)	Jamar Hill, OF

2003

PLAYER OF THE YEAR	Mike Jacobs, C
PITCHER OF THE YEAR	Matt Peterson, RHP
NORFOLK (AAA)	Jeremy Griffiths, RHP
BINGHAMTON (AA)	Rodney Nye, 3B
ST. LUCIE (A)	David Wright, 3B
CAPITAL CITY (A)	Aarom Baldiris, 3B
BROOKLYN (A)	Ian Bladergroen, 1B
KINGSPORT (R)	Tyler Davidson, OF

2004

PLAYER OF THE YEAR	David Wright, IF
PITCHER OF THE YEAR	Yusmeiro Petit, RHP
STERLING ROOKIE OF THE YEAR	Lastings Milledge, OF
NORFOLK (AAA)	Victor Diaz, OF
BINGHAMTON (AA)	Angel Pagan, OF
ST. LUCIE (A)	Brett Harper, IF
CAPITAL CITY (A)	Blake Whealy, IF
BROOKLYN (A)	Ambiorix Concepcion, OF
KINGSPORT (R)	Jesus Gamero, OF
GULF COAST (R)	Jesus Flores, C

2005

PLAYER OF THE YEAR	Mike Jacobs, IF/C
PITCHER OF THE YEAR	Brian Bannister, RHP
NORFOLK (AAA)	Jason Scobie, RHP
BINGHAMTON (AA)	Anderson Hernandez, IF
ST. LUCIE (A)	Andy Wilson, 1B
HAGERSTOWN(A)	Carlos Gomez, OF
BROOKLYN (A)	Joe Holden, OF
KINGSPORT (R)	Matt Anderson, 3B
GULF COAST (R)	Emmanuel Garcia, SS

2006

PLAYER OF THE YEAR	Mike Carp, 1B
PITCHER OF THE YEAR	Mike Devaney, RHP
NORFOLK (AAA)	Lastings Milledge, OF
BINGHAMTON (AA)	M. Abreu, 1B, C. Gomez, OF
ST. LUCIE (A)	Jesus Flores, C
HAGERSTOWN(A)	F. Martinez, OF & J. Niese, LHP
BROOKLYN (A)	Dustin Martin, OF
KINGSPORT (R)	Emmanuel Garcia, IF
GULF COAST (R)	Josh Stinson, RHP
DOMINICAN SUMMER LG. (R)	Greg Veloz, IF
VENEZUELAN SUMMER LG. (R)	Gabriel Zavala, OF

2007

PLAYER OF THE YEAR	Anderson Hernandez, IF
PITCHER OF THE YEAR	Kevin Mulvey, RHP
NEW ORLEANS (AAA)	Willie Collazo, LHP
BINGHAMTON (AA)	Carlos Muniz, RHP
ST. LUCIE (A)	Daniel Murphy, 3B
SAVANNAH (A)	Brahiam Maldonado, OF
BROOKLYN (A)	Dylan Owen, RHP
KINGSPORT (R)	Jose Jimenez, 3B
GULF COAST (R)	Ezequiel Carrera, OF
DOMINICAN SUMMER LG. (R)	Pedro Zapata, OF
VENEZUELAN SUMMER LG. (R)	Ruben Tejada, SS

2008

CO-PLAYERS OF THE YEAR	D. Murphy, IF & N. Evans, IF
PITCHER OF THE YEAR	Jonathon Niese, LHP
NEW ORLEANS (AAA)	Brian Stokes, RHP
BINGHAMTON (AA)	Mike Carp, 1B
ST. LUCIE (A)	Dillon Gee, RHP
SAVANNAH (A)	Gregory Veloz, 2B
BROOKLYN (A)	Brad Holt, RHP
KINGSPORT (R)	Wilmer Flores, SS
GULF COAST (R)	Jefry Marte, 3B
DOMINICAN SUMMER LG. (R)	Gonzalez Germen, RHP
VENEZUELAN SUMMER LG. (R)	Jhonathan Torres, LHP

2009

PLAYER OF THE YEAR	Ike Davis, 1B
PITCHER OF THE YEAR	Jeury's Familia, RHP
BUFFALO (AAA)	Jesus Feliciano, OF
BINGHAMTON (AA)	Josh Thole, C
ST. LUCIE (A)	Kirk Nieuwenhuis, OF
SAVANNAH (A)	Robert Carson, LHP
BROOKLYN (A)	Mark Cohoon, LHP
KINGSPORT (R)	Jeff Flagg, 1B
GULF COAST (R)	Julio Concepcion, OF
DOMINICAN SUMMER LG. (R)	Alexander Sanchez, 1B
VENEZUELAN SUMMER LG. (R)	Andres Perez, OF

2010

PLAYER OF THE YEAR	Lucas Duda, OF
PITCHER OF THE YEAR	Mark Cohoon, LHP
BUFFALO (AAA)	Dillon Gee, RHP
BINGHAMTON (AA)	Kirk Nieuwenhuis, OF
ST. LUCIE (A)	Wilmer Flores, IF
SAVANNAH (A)	Cesar Puello, OF
BROOKLYN (A)	Darrell Ceciliani, OF
KINGSFORT (R)	Aderlin Rodriguez, IF
GULF COAST (R)	Domingo Tapia, RHP
DOMINICAN SUMMER LG-1 (R)	Eudy Pina, OF
DOMINICAN SUMMER LG-2 (R)	Hector Alvarez, C

2011

PLAYER OF THE YEAR	Josh Satin, IF
PITCHER OF THE YEAR	Darin Gorski, LHP
BUFFALO (AAA)	Chris Schwinden, RHP
BINGHAMTON (AA)	Jeurys Familia, OF
ST. LUCIE (A)	Matt Harvey, RHP
SAVANNAH (A)	Angel Cuan, LHP
BROOKLYN (A)	Danny Muno, IF
KINGSFORT (R)	Cam Maron, C
GULF COAST (R)	Rafael Montero, RHP
DOMINICAN SUMMER LG-1 (R)	Maikis De La Cruz OF
DOMINICAN SUMMER LG-2 (R)	Persio Reyes, RHP

2012

PLAYER OF THE YEAR	Wilmer Flores, IF
PITCHER OF THE YEAR	Rafael Montero, RHP
BUFFALO (AAA)	Matt Harvey, RHP
BINGHAMTON (AA)	Zack Wheeler, RHP
ST. LUCIE (A)	Alonso Harris, IF
SAVANNAH (A)	Michael Fulmer, RHP
BROOKLYN (A)	Hansel Robles, RHP
KINGSFORT (R)	Miller Diaz, RHP
DOMINICAN SUMMER LG-1 (R)	Yoryi Nuez, RHP
DOMINICAN SUMMER LG-2 (R)	Vicente Lupo, OF

2013

CO-PLAYERS OF THE YEAR	Allan Dykstra, IF & Kevin Plawecki, C
PITCHER OF THE YEAR	Gabriel Ynoa, RHP
LAS VEGAS (AAA)	Rafael Montero, RHP
BINGHAMTON (AA)	Noah Syndergaard, RHP & Jeff Walters, RHP
ST. LUCIE (A)	Dustin Lawley, IF/OF
SAVANNAH (A)	Jayce Boyd, IF
BROOKLYN (A)	Robert Gsellman, RHP
KINGSFORT (R)	Robert Whalen, RHP
GULF COAST (R)	Dominic Smith, IF
DOMINICAN SUMMER LG-1 (R)	John Mora, OF
DOMINICAN SUMMER LG-2 (R)	Jose Medina, RHP

2014

PLAYER OF THE YEAR	Dilson Herrera, IF
PITCHER OF THE YEAR	Steven Matz, LHP
LAS VEGAS (AAA)	Matt Reynolds, IF
BINGHAMTON (AA)	Kevin Plawecki, C
ST. LUCIE (A)	Brandon Nimmo, OF
SAVANNAH (A)	Dario Alvarez, LHP & Akeel Morris, RHP
BROOKLYN (A)	Marcos Molina, RHP
KINGSFORT (R)	Vicente Lupo, OF
GULF COAST (R)	John Mora, OF
DOMINICAN SUMMER LG-1 (R)	Ali Sanchez, C
DOMINICAN SUMMER LG-2 (R)	Walter Rasquin, IF

2015

PLAYER OF THE YEAR	Michael Conforto, OF
PITCHER OF THE YEAR	Robert Gsellman, RHP
LAS VEGAS (AAA)	Travis Taijeron, OF
BINGHAMTON (AA)	Gavin Cecchini, IF
ST. LUCIE (A)	Dominic Smith, IF
SAVANNAH (A)	Luis Guillorme, IF
BROOKLYN (A)	Alex Palsha, RHP
KINGSFORT (R)	Patrick Mazeika, C
	& Kevin Kaczmarek, OF
GULF COAST (R)	Adonis Uceta, RHP
DOMINICAN SUMMER LG-1 (R)	Wagner Lagrange, OF
DOMINICAN SUMMER LG-2 (R)	Nicolas Debora, RHP

2016

PLAYER OF THE YEAR	Amed Rosario, IF & Brandon Nimmo, OF
PITCHER OF THE YEAR	P.J. Conlon, LHP
LAS VEGAS (AAA)	T.J. Rivera, IF
BINGHAMTON (AA)	Dominic Smith, IF
ST. LUCIE (A)	Tomas Nido, C
COLUMBIA (A)	David Thompson, IF
BROOKLYN (A)	Desmond Lindsay, OF
KINGSFORT (R)	Thomas Szapucki, LHP
GULF COAST (R)	Carlos Sanchez, C
DOMINICAN SUMMER LG-1 (R)	Raul Beracierta, OF
DOMINICAN SUMMER LG-2 (R)	Andres Gimenez, IF

2017

PLAYER OF THE YEAR	Dominic Smith, IF
PITCHER OF THE YEAR	Corey Oswalt, RHP
LAS VEGAS (AAA)	Amed Rosario, IF
BINGHAMTON (AA)	Luis Guillorme, IF
ST. LUCIE (A)	Joao Urena, IF
COLUMBIA (A)	Jordan Humphreys, RHP
BROOKLYN (A)	Nicolas Debora, RHP
KINGSFORT (R)	Rigoberto Terrazas, IF
GULF COAST (R)	Jaison Vileira, RHP
DOMINICAN SUMMER LG-1 (R)	Miguel Ramirez, RHP
DOMINICAN SUMMER LG-2 (R)	Yoel Romero, IF & Luis Santana, IF

2018

PLAYER OF THE YEAR	Peter Alonso, IF
PITCHER OF THE YEAR	Justin Dunn, RHP
LAS VEGAS (AAA)	Drew Gagnon, RHP
BINGHAMTON (AA)	Jeff McNeil, IF
ST. LUCIE (A)	Andres Gimenez, IF
COLUMBIA (A)	David Peterson, LHP
BROOKLYN (A)	Ross Adolph, OF
KINGSFORT (R)	Luis Santana, IF
GULF COAST (R)	Ronny Mauricio, IF
DOMINICAN SUMMER LG-1 (R)	Andres Regnault, C
DOMINICAN SUMMER LG-2 (R)	Christofer Dominguez (LHP)

2019

HITTER OF THE YEAR	Mark Vientos, INF
PITCHER OF THE YEAR	Kevin Smith, LHP
DEFENDER OF THE YEAR	Andrés Giménez, IF
BASERUNNER OF THE YEAR	Sam Haggerty, INF/OF
DSL PLAYER OF THE YEAR	Freddy Valdez, OF
DSL PITCHER OF THE YEAR	Ronny Rincones, RHP
COACH OF THE YEAR	GCL Manager David Davalillo

MINOR LEAGUE PLAYER BIOS

ABAD, YEREMI RIGHT-HANDED PITCHER

HT: 6-1 WT: 165 B/T: Right/Right

BORN: 1/25/02 in Santo Domingo, Dominican Republic

RESIDES: Santo Domingo, Dominican Republic

ACQUIRED (SIGNED): Signed as a non-drafted free agent in 2019 (3/7/19)

YR	CLUB	W-L	ERA	G	GS	CG	SHO	SV	IP	H	R	ER	HR	HB	BB	SO	WP	BK
19	DSL Mets1 (R)	3-2	9.89	15	5	0	0	0	23.2	25	30	26	2	8	34	23	14	2

ACOSTA, DAISON RIGHT-HANDED PITCHER

HT: 6-2 WT: 160 B/T: Right/Right

BORN: 8/24/98 in Paraiso, Dominican Republic

RESIDES: Barahona, Dominican Republic

SIGNING SCOUT: Daurys Nin

ACQUIRED (SIGNED): Signed as a non-drafted free agent in 2016 (7/2/16)

YR	CLUB	W-L	ERA	G	GS	CG	SHO	SV	IP	H	R	ER	HR	HB	BB	SO	WP	BK
16	DSL Mets1 (R)	0-1	3.86	3	3	0	0	0	11.2	14	6	5	0	0	6	8	2	0
17	GCL Mets (R)	0-2	3.27	6	4	0	0	0	22.0	18	8	8	0	2	7	19	3	0
18	Kingsport (R)	2-5	4.46	10	9	0	0	0	42.1	38	28	21	8	6	18	46	6	1
19	Columbia (A)	1-4	3.78	11	11	0	0	0	52.1	50	31	22	4	4	26	49	6	2
	Brooklyn (A)	1-0	0.98	4	3	0	0	0	18.1	9	3	2	0	2	6	25	3	1
Minor League Totals		4-12	3.56	34	30	0	0	0	146.2	129	76	58	12	14	63	147	20	4

ADON, RANFY OUTFIELDER

HT: 6-3 WT: 185 B/T: Right/Right

BORN: 8/2/97 in Bajos de Haina, Dominican Republic

RESIDES: Bajos de Haina, Dominican Republic

SIGNING SCOUT: Daurys Nin

ACQUIRED (SIGNED): Signed as a non-drafted free agent in 2014 (10/8/14)

YR	CLUB	AVG	G	AB	R	H	2B	3B	HR	RBI	SH	SF	HB	BB	SO	SB	CS	SLG	OBP	E
15	DSL Mets2 (R)	.240	59	208	42	50	9	4	5	25	5	1	9	26	51	12	4	.394	.348	5
16	GCL Mets (R)	.195	40	133	22	26	4	0	2	12	1	1	2	16	37	9	4	.271	.289	1
17	Kingsport (R)	.333	1	6	3	2	0	1	0	3	0	0	0	0	0	0	0	.667	.333	0
	GCL Mets (R)	.280	11	50	9	14	4	2	0	1	0	0	4	16	1	0	.440	.333	1	
18	Kingsport (R)	.295	40	146	29	43	6	5	26	3	1	3	7	52	10	5	.521	.338	5	
19	Columbia (A)	.000	2	8	0	0	0	0	0	0	0	0	0	6	0	0	.000	.000	0	
	Brooklyn (A)	.270	41	137	22	37	4	1	2	13	0	1	0	10	41	11	3	.358	.318	2
Minor League Totals		.250	194	688	127	172	27	14	14	80	9	4	14	63	205	45	16	.391	.324	14

ALFONSECA, MIGUEL RIGHT-HANDED PITCHER

HT: 6-0 WT: 190 B/T: Right/Right

BORN: 2/13/00 in San Cristobal, Dominican Republic

RESIDES: Azua, Dominican Republic

ACQUIRED (SIGNED): Signed as a non-drafted free agent in 2019 (2/28/19)

YR	CLUB	W-L	ERA	G	GS	CG	SHO	SV	IP	H	R	ER	HR	HB	BB	SO	WP	BK
19	DSL Mets2 (R)	0-2	11.57	4	4	0	0	0	9.1	6	14	12	0	2	14	5	1	0

ALLAN, MATTHEW RIGHT-HANDED PITCHER

HT: 6-3 WT: 225 B/T: Right/Right

BORN: 4/17/01 in Fullerton, CA

HIGH SCHOOL: Seminole HS (FL)

RESIDES: Sanford, FL

SIGNING SCOUT: Jon Updike

ACQUIRED (SIGNED): Mets 3rd-round pick in the 2019 First-Year Player Draft (6/28/19)

CAREER NOTES

2019...Pitched 3.0 perfect innings for Brooklyn in their New York-Penn League Championship-clinching win vs. Lowell.

YR	CLUB	W-L	ERA	G	GS	CG	SHO	SV	IP	H	R	ER	HR	HB	BB	SO	WP	BK
19	GCL Mets (R)	1-0	1.08	5	4	0	0	0	8.1	5	1	1	0	0	4	11	1	0
	Brooklyn (A)	0-0	9.00	1	1	0	0	0	2.0	5	2	2	0	0	1	3	0	0
Minor League Totals		1-0	2.61	6	5	0	0	0	10.1	10	3	3	0	0	5	14	1	0

ALVAREZ, FRANCISCO CATCHER

HT: 5-11 WT: 220 B/T: Right/Right

BORN: 11/19/01 in Guatire, Venezuela

RESIDES: Guatire, Venezuela

ACQUIRED (SIGNED): Signed as a non-drafted free agent in 2018 (7/2/18)

CAREER NOTES

2020...Ranked 63rd on MLB Pipeline Top Prospects...Ranked 67th by Baseball America...2019...Named Baseball America Rookie All-Star with Kingsport (R)...2018...Was ranked the No. 9 international prospect by Baseball America prior to signing with the Mets.

YR	CLUB	AVG	G	AB	R	H	2B	3B	HR	RBI	SH	SF	HB	BB	SO	SB	CS	SLG	OBP	E
19	Kingsport (R)	.282	35	131	24	37	6	0	5	16	0	0	3	17	33	1	1	.443	.377	4
	GCL Mets (R)	.462	7	26	8	12	4	0	2	10	0	0	1	4	4	0	1	.846	.548	0
Minor League Totals		.312	42	157	32	49	10	0	7	26	0	0	4	21	37	1	2	.510	.407	0

ARMADO, JOHAN LEFT-HANDED PITCHER

HT: 6-1 WT: 175 B/T: Left/Left

BORN: 5/4/01 in Valencia, Venezuela

RESIDES: Valencia, Venezuela

SIGNING SCOUT: Ismael Pérez

ACQUIRED (SIGNED): Signed as a non-drafted free agent in 2017 (11/10/17)

YR	CLUB	W-L	ERA	G	GS	CG	SHO	SV	IP	H	R	ER	HR	HB	BB	SO	WP	BK
18	DSL Mets2 (R)	2-1	9.11	15	0	0	0	1	27.2	38	31	28	2	0	17	23	4	1
19	DSL Mets2 (R)	0-0	3.00	2	0	0	0	0	3.0	2	1	0	0	0	2	1	2	0
Minor League Totals		2-1	8.51	17	0	0	0	1	30.2	40	33	29	2	0	19	24	6	1

ARTEAGA, MELVIN RIGHT-HANDED PITCHER

HT: 6-1 WT: 200 B/T: Right/Right

BORN: 12/7/00 in Puerto Cabello, Venezuela

RESIDES: Puerto Cabello, Venezuela

ACQUIRED (SIGNED): Signed as a non-drafted free agent in 2019 (1/30/19)

YR	CLUB	W-L	ERA	G	GS	CG	SHO	SV	IP	H	R	ER	HR	HB	BB	SO	WP	BK
19	DSL Mets2 (R)	2-2	5.75	19	0	0	0	3	40.2	39	28	26	2	2	26	38	5	0

ASHFORD, ZACH OUTFIELDER

HT: 5-10 WT: 180 B/T: Left/Right

BORN: 2/9/97 in Clovis, CA

RESIDES: Clovis, CA

SIGNING SCOUT: Tyler Holmes

ACQUIRED (SIGNED): Mets sixth-round pick in the 2019 First-Year Player Draft (6/9/19)

YR	CLUB	AVG	G	AB	R	H	2B	3B	HR	RBI	SH	SF	HB	BB	SO	SB	CS	SLG	OBP	E
19	GCL Mets (R)	.295	37	129	19	38	13	1	2	23	1	0	3	23	26	2	3	.457	.413	0
	Brooklyn (A)	.136	16	59	7	8	1	1	1	4	1	0	1	5	17	2	1	.237	.215	0
	St. Lucie (A)	.353	5	17	1	6	1	0	0	3	0	0	0	1	4	1	2	.412	.389	0
Minor League Totals		.254	58	205	27	52	15	2	3	30	2	0	4	29	47	5	6	.390	.357	0

ASTUDILLO, WILFRED CATCHER

HT: 5-11 WT: 195 B/T: Switch/Right

BORN: 3/14/00 Barcelona, Venezuela

RESIDES: Barcelona, Venezuela

SIGNING SCOUTS: Nestor Moreno & Héctor Rincones

ACQUIRED (SIGNED): Signed as a non-drafted free agent in 2016 (7/19/16)

CAREER NOTES

Background...Is the brother of Twins catcher Williams Astudillo.

YR	CLUB	AVG	G	AB	R	H	2B	3B	HR	RBI	SH	SF	HB	BB	SO	SB	CS	SLG	OBP	E
17	DSL Mets1 (R)	.291	52	182	28	53	12	1	0	23	1	4	2	17	20	4	6	.368	.351	4
18	GCL Mets (R)	.260	14	50	7	13	4	0	0	5	0	0	1	3	5	2	0	.340	.315	2
	DSL Mets2 (R)	.256	25	82	11	21	5	0	1	7	0	0	3	12	8	2	1	.354	.371	3
19	Kingsport (R)	.267	36	120	15	32	2	0	5	18	0	0	2	8	19	0	0	.408	.323	3
Minor League Totals		.274	127	434	61	119	23	1	6	53	1	4	8	40	52	8	7	.373	.344	12

ATENCIO, JAVIER LEFT-HANDED PITCHER

HT: 6-0 WT: 160 B/T: Left/Left

BORN: 11/26/01 in Ocumare del Tuy, Venezuela

RESIDES: Maracay, Venezuela

ACQUIRED (SIGNED): Signed as a non-drafted free agent in 2018 (7/2/18)

YR	CLUB	W-L	ERA	G	GS	CG	SHO	SV	IP	H	R	ER	HR	HB	BB	SO	WP	BK
19	DSL Mets (R)	0-1	4.75	12	8	0	0	0	36.0	42	22	19	2	2	16	25	8	0

AVANT, CHANDLER INFIELDER

HT: 5-11 WT: 170 B/T: Right/Right

BORN: 7/11/95 in Troy, AL

RESIDES: Tuscaloosa, AL

SIGNING SCOUT: Tommy Jackson

HIGH SCHOOL: Pike Liberal Arts School (AL)

COLLEGE: Alabama

ACQUIRED (SIGNED): Mets 30th-round pick in the 2018 First-Year Player Draft (6/15/18)

YR	CLUB	AVG	G	AB	R	H	2B	3B	HR	RBI	SH	SF	HB	BB	SO	SB	CS	SLG	OBP	E
18	Brooklyn (A)	.246	43	134	18	33	4	0	1	12	1	0	4	10	16	5	4	.299	.318	3
19	Brooklyn (A)	.231	8	26	6	6	1	0	0	2	0	0	0	2	3	1	0	.269	.286	0
	Columbia (A)	.205	78	264	23	54	11	1	3	26	7	0	5	18	43	5	4	.288	.268	5
	Binghamton (AA)	.000	2	6	0	0	0	0	0	0	0	0	0	2	0	0	0	.000	.000	0
Minor League Totals		.216	93	430	47	93	16	1	4	40	8	0	9	30	64	11	8	.286	.281	8

AYBAR, ADRIÁN RIGHT-HANDED PITCHER

HT: 6-4 WT: 180 B/T: Right/Right

BORN: 3/8/98 in Peravia, Dominican Republic

RESIDES: Peravia, Dominican Republic

SIGNING SCOUT: Daurys Nin

ACQUIRED (SIGNED): Signed as a non-drafted free agent in 2018 (3/2/18)

YR	CLUB	W-L	ERA	G	GS	CG	SHO	SV	IP	H	R	ER	HR	HB	BB	SO	WP	BK
18	DSL Mets1 (R)	1-4	2.57	12	10	0	0	0	42.0	37	19	12	3	8	21	38	3	1
19	GCL Mets (R)	1-3	4.61	12	2	0	0	1	27.1	29	16	14	1	4	17	25	1	0
Minor League Totals		2-7	3.38	24	12	0	0	1	69.1	66	35	26	4	12	38	63	4	1

AYBAR, RONIS OUTFIELDER

HT: 6-0 WT: 180 B/T: Left/Right

BORN: 1/13/00 in Sabana Grande de Palenque, Dominican Republic

RESIDES: La Guita, Dominican Republic

ACQUIRED (SIGNED): Signed as a non-drafted free agent in 2019 (3/3/19)

YR	CLUB	AVG	G	AB	R	H	2B	3B	HR	RBI	SH	SF	HB	BB	SO	SB	CS	SLG	OBP	E
19	DSL Mets1 (R)	.237	25	93	16	22	6	1	0	5	0	0	7	10	35	2	3	.323	.355	4
	DSL Mets2 (R)	.600	1	5	1	3	1	0	0	1	0	0	0	1	1	1	0	.800	.667	0
Minor League Totals		.255	26	98	17	25	7	1	0	6	0	0	7	11	36	3	3	.347	.371	4

BATY, BRETT INFIELDER

HT: 6-3 WT: 210 B/T: Left/Right

BORN: 11/13/99 in Round Rock, TX

RESIDES: Spicewood, TX

SIGNING SCOUT: Harry Shelton

ACQUIRED (SIGNED): Mets first-round pick (12th overall) in the 2019 First-Year Player Draft (6/15/19)

CAREER NOTES

2020...Named 93rd-best prospect in the majors by MLB Pipeline.

YR	CLUB	AVG	G	AB	R	H	2B	3B	HR	RBI	SH	SF	HB	BB	SO	SB	CS	SLG	OBP	E
19	GCL Mets (R)	.350	5	20	5	7	3	0	1	8	0	0	0	5	6	0	0	.650	.480	2
	Kingsport (R)	.222	42	158	30	35	12	2	6	22	0	0	4	24	56	0	0	.437	.339	6
	Brooklyn (A)	.200	4	10	2	2	1	0	0	3	0	0	1	6	3	0	0	.300	.529	0
Minor League Totals		.234	51	188	37	44	16	2	7	33	0	0	5	35	65	0	0	.452	.368	8

BECK, JACE RIGHT-HANDED PITCHER

HT: 6-9 WT: 200 B/T: Right/Right

BORN: 6/14/00 in Tuttle, OK

HIGH SCHOOL: Blanchard HS (OK)

RESIDES: Tuttle, OK

SIGNING SCOUT: Nathan Beuster

ACQUIRED (SIGNED): Mets 22nd-round pick in the 2019 First-Year Player Draft (7/1/19)

YR	CLUB	W-L	ERA	G	GS	CG	SHO	SV	IP	H	R	ER	HR	HB	BB	SO	WP	BK
19	GCL Mets (R)	0-0	3.38	6	0	0	0	2	8.0	7	3	3	0	1	1	10	4	0

BERACIERTA, RAUL OUTFIELDER

HT: 6-2 WT: 215 B/T: Right/Right

BORN: 5/24/99 in San Felix, Venezuela

RESIDES: Guayana, Venezuela

SIGNING SCOUTS: Robert Espejo & Héctor Rincones

ACQUIRED (SIGNED): Signed as a non-drafted free agent in 2015 (12/11/15)

CAREER NOTES

2016...Sterling Award Winner for DSL Mets1.

YR	CLUB	AVG	G	AB	R	H	2B	3B	HR	RBI	SH	SF	HB	BB	SO	SB	CS	SLG	OBP	E
16	DSL Mets2 (R)	.347	31	98	15	34	2	2	1	10	0	0	3	7	22	2	0	.439	.407	2
	DSL Mets1 (R)	.310	31	113	16	35	5	1	0	13	1	1	3	12	13	6	1	.372	.388	2
17	GCL Mets (R)	.253	49	162	14	41	8	0	1	16	0	1	2	11	42	2	3	.321	.307	2
18	Kingsport (R)	.270	46	159	35	43	8	3	3	29	0	0	5	26	36	7	2	.415	.389	1
19	GCL Mets (R)	.500	2	10	1	5	1	0	0	5	0	0	0	2	0	0	0	.600	.500	0
	Brooklyn (A)	.188	31	80	11	15	2	0	0	6	2	0	2	9	26	2	2	.213	.286	1
Minor League Totals		.283	231	774	114	219	33	7	6	99	4	3	19	79	166	24	9	.367	.362	8

BERBESI, CÉSAR INFIELDER

HT: 6-0 WT: 160 B/T: Left/Right

BORN: 4/13/00 in Maracay, Venezuela

RESIDES: Maracay, Venezuela

SIGNING SCOUT: Héctor Rincones

ACQUIRED (SIGNED): Signed as a non-drafted free agent in 2018 (6/15/18)

YR	CLUB	AVG	G	AB	R	H	2B	3B	HR	RBI	SH	SF	HB	BB	SO	SB	CS	SLG	OBP	E
19	GCL Mets (R)	.173	17	52	6	9	2	1	0	6	3	1	2	7	17	1	3	.250	.290	3
	DSL Mets1 (R)	.545	3	11	2	6	2	0	0	7	0	1	0	1	1	1	0	.727	.538	1
	DSL Mets2 (R)	.309	41	165	32	51	11	2	0	15	1	0	4	24	22	4	4	.400	.409	13
Minor League Totals		.289	61	228	40	66	15	3	0	28	4	2	6	32	40	6	7	.382	.388	17

BIDDY, JARED RIGHT-HANDED PITCHER

HT: 6-2 WT: 180 B/T: Right/Right

BORN: 7/25/96 in Iowa Park, TX

HIGH SCHOOL: Iowa Park HS (TX)

RESIDES: Iowa Park, TX

COLLEGE: Southeastern Louisiana

SIGNING SCOUT: Jet Butler

ACQUIRED (SIGNED): Signed as a non-drafted free agent in 2019 (6/30/19)

YR	CLUB	W-L	ERA	G	GS	CG	SHO	SV	IP	H	R	ER	HR	HB	BB	SO	WP	BK
19	Kingsport (R)	1-0	0.00	3	0	0	0	0	2.0	1	0	0	0	0	0	1	1	0
	Brooklyn (A)	3-0	0.96	14	0	0	0	0	28.0	23	4	3	0	1	3	34	0	0
	Columbia (A)	0-0	0.00	1	0	0	0	0	1.1	0	0	0	0	0	0	0	0	0
Minor League Totals		4-0	0.86	18	0	0	0	0	31.1	24	4	3	0	1	3	35	1	0

BLACKHAM, MATT RIGHT-HANDED PITCHER

MAJOR LEAGUE INVITE

BOHANEK, CODY INFIELDER

HT: 6-1 WT: 195 B/T: Left/Left

BORN: 7/2/95 in Oak Lawn, IL

HIGH SCHOOL: Marist HS (IL)

RESIDES: Oak Lawn, IL

COLLEGE: University of Illinois - Chicago

SIGNING SCOUT: Mark Adair (Houston)

ACQUIRED: Acquired from Houston along with INF J.D. Davis in exchange for OF Ross Adolph, INF Luis Santana and C Scott Manea on January 6, 2019.

YR	CLUB	AVG	G	AB	R	H	2B	3B	HR	RBI	SH	SF	HB	BB	SO	SB	CS	SLG	OBP	E
17	Greenville (R)	.239	47	163	28	39	7	0	3	16	1	2	15	16	40	4	3	.337	.357	6
	Quad Cities (A)	.278	10	36	5	10	1	0	0	1	0	0	1	2	14	0	1	.306	.333	1
18	Fresno (AAA)	.195	11	41	2	8	0	0	0	1	0	1	0	1	17	1	0	.195	.209	0
	Quad Cities (A)	.223	44	139	22	31	2	2	4	17	0	1	8	21	29	7	1	.353	.355	2
	Buies Creek (A)	.212	65	212	28	45	7	0	2	20	0	1	8	27	56	6	4	.274	.323	1
19	St. Lucie (A)	.229	99	306	41	70	17	1	5	22	1	4	19	39	110	12	9	.340	.348	14
	Binghamton (AA)	.182	8	22	4	4	0	0	0	2	0	0	0	1	5	0	2	.182	.217	1
Minor League Totals		.225	284	919	130	207	34	3	14	79	2	9	51	107	271	30	20	.314	.336	25

BOSSART, AUSTIN CATCHER**MAJOR LEAGUE INVITE****BRODEY, QUINN OUTFIELDER**

HT: 6-1 WT: 195 B/T: Left/Left

BORN: 12/1/95, Glendale, CA

HIGH SCHOOL: Loyola HS (CA)

RESIDES: Stanford, CA

COLLEGE: Stanford

SIGNING SCOUT: Tyler Holmes

ACQUIRED (SIGNED): Mets third-round pick in the 2017 First-Year Player Draft (6/25/17)

CAREER NOTES

College...Led Stanford in batting average (.314), home runs (11), RBI (51), slugging percentage (.556) and total bases (133) in his junior season...Named to the All-Pac-12 team in his sophomore year...High School...Selected in the 37th round of the 2014 First-Year Player Draft by the Washington Nationals following his senior year at Loyola but did not sign.

YR	CLUB	AVG	G	AB	R	H	2B	3B	HR	RBI	SH	SF	HB	BB	SO	SB	CS	SLG	OBP	E
17	Brooklyn (A)	.257	54	210	20	54	9	2	2	30	0	3	1	14	49	10	3	.348	.303	3
	Columbia (A)	.229	9	35	4	8	1	1	1	7	0	1	0	4	14	0	0	.400	.300	0
18	Columbia (A)	.217	84	314	36	68	14	5	10	46	0	2	6	26	93	7	2	.389	.287	3
	St. Lucie (A)	.245	31	102	11	25	3	1	3	17	0	0	0	10	31	4	0	.382	.313	0
19	St. Lucie (A)	.285	53	200	30	57	13	1	5	38	0	6	0	18	46	8	2	.435	.335	4
	Binghamton (AA)	.251	77	247	22	62	16	0	5	24	2	3	2	22	61	5	2	.377	.314	6
Minor League Totals		.247	308	1108	123	274	56	10	26	162	2	15	9	94	294	34	9	.386	.308	16

BRYANT, GARRISON RIGHT-HANDED PITCHER

HT: 6-3 WT: 190 B/T: Left/Right

BORN: 12/3/98 in Deerfield, NH

HIGH SCHOOL: Clearwater (FL)

RESIDES: Clearwater, FL

SIGNING SCOUT: Jon Updike

ACQUIRED (SIGNED): Mets 36th-round pick in the 2016 First-Year Player Draft (7/19/16)

CAREER NOTES

2019...Was a New York-Penn League All-Star with Brooklyn (A).

YR	CLUB	W-L	ERA	G	GS	CG	SHO	SV	IP	H	R	ER	HR	HB	BB	SO	WP	BK
16	GCL Mets (R)	0-0	9.72	7	0	0	0	0	8.1	15	9	9	0	2	2	5	2	0
17	Kingsport (R)	0-5	8.76	12	5	0	0	0	37.0	52	43	36	5	2	18	33	6	0
18	Kingsport (R)	1-3	5.24	11	8	0	0	0	46.1	52	34	27	7	4	19	54	5	0
19	Brooklyn (A)	5-1	2.39	14	12	0	0	0	75.1	49	21	20	3	4	14	75	5	1
	Columbia (A)	0-0	21.60	1	0	0	0	0	1.2	2	4	4	1	0	1	1	2	0
Minor League Totals		6-9	5.12	45	25	0	0	0	168.2	170	111	96	16	12	54	168	20	1

BUTTO, JOSÉ RIGHT-HANDED PITCHER

HT: 6-1 WT: 160 B/T: Right/Right

BORN: 3/19/98 in Cumana, Sucre, Venezuela**RESIDES:** Cumana, Sucre, Venezuela**SIGNING SCOUT:** Héctor Rincones**ACQUIRED (SIGNED):** Signed as a non-drafted free agent in 2016 (12/21/16)

YR	CLUB	W-L	ERA	G	GS	CG	SHO	SV	IP	H	R	ER	HR	HB	BB	SO	WP	BK
17	DSL Mets2 (R)	1-1	1.44	15	8	0	0	1	50.0	48	11	8	0	2	9	41	1	1
18	Kingsport (R)	3-0	1.93	6	6	1	0	0	32.2	27	7	7	3	3	11	31	1	1
	Brooklyn (A)	1-2	6.11	6	5	0	0	0	28.0	31	20	19	6	4	11	24	2	0
19	Columbia (A)	4-10	3.62	27	25	0	0	0	112.0	100	53	45	8	5	31	109	4	2
Minor League Totals		9-13	3.19	54	44	1	0	1	222.2	206	91	79	17	14	62	205	8	4

CAMPOS, DYRON OUTFIELDER

HT: 5-10 WT: 155 B/T: Right/Right

BORN: 12/26/00 in Ocumare del Tuy, Venezuela**RESIDES:** San Francisco de Paula de Yare, Venezuela**ACQUIRED (SIGNED):** Signed as a non-drafted free agent in 2019 (1/30/19).

YR	CLUB	AVG	G	AB	R	H	2B	3B	HR	RBI	SH	SF	HB	BB	SO	SB	CS	SLG	OBP	E
19	DSL Mets2 (R)	.301	66	259	42	78	14	4	1	15	4	0	3	24	40	12	14	.398	.367	4
	DSL Mets1 (R)	.000	3	7	2	0	0	0	0	1	0	0	1	1	1	1	1	.000	.125	0
Minor League Totals		.293	69	266	44	78	14	4	1	15	5	0	3	25	41	13	15	.387	.361	4

CAMPOS, YEIZO RIGHT-HANDED PITCHER

HT: 5-11 WT: 175 B/T: Right/Right

BORN: 4/29/96 in Barcelona, Venezuela**RESIDES:** Barcelona, Venezuela**SIGNING SCOUT:** Nestor Moreno & Héctor Rincones**ACQUIRED (SIGNED):** Signed as a non-drafted free agent in 2016 (4/1/16)

YR	CLUB	W-L	ERA	G	GS	CG	SHO	SV	IP	H	R	ER	HR	HB	BB	SO	WP	BK
16	DSL Mets2 (R)	0-2	3.38	4	4	0	0	0	16.0	17	6	6	0	2	3	20	1	0
	DSL Mets1 (R)	3-1	1.25	8	0	0	0	1	21.2	19	9	3	0	2	6	27	4	1
17	Brooklyn (A)	0-0	4.91	1	0	0	0	0	3.2	6	2	2	1	0	0	6	1	0
	GCL Mets (R)	1-4	3.52	8	7	0	0	0	46.0	35	21	18	1	1	14	49	2	0
	St. Lucie (A)	1-1	5.06	3	3	0	0	0	16.0	17	9	9	1	0	3	8	0	0
18	Brooklyn (A)	0-0	4.05	1	1	0	0	0	6.2	8	3	3	1	1	0	4	0	0
	Columbia (A)	3-4	3.88	17	7	0	0	1	67.1	65	33	29	4	2	18	64	0	0
19	Brooklyn (A)	0-0	0.00	1	0	0	0	0	1.0	0	0	0	0	0	0	3	0	0
	St. Lucie (A)	1-0	1.10	19	1	0	0	4	32.2	25	6	4	2	2	8	39	1	1
	Binghamton (AA)	0-3	5.52	8	1	9	9	9	14.2	15	9	9	3	1	3	12	0	0
Minor League Totals		9-15	3.31	70	24	0	0	6	225.2	207	98	83	13	11	55	232	9	2

CAMPUSANO, BRIAM RIGHT-HANDED PITCHER

HT: 6-2 WT: 172 B/T: Right/Right

BORN: 3/26/96 in Santo Domingo, Dominican Republic**RESIDES:** Santo Domingo, Dominican Republic**SIGNING SCOUT:** Daurys Nin**ACQUIRED (SIGNED):** Signed as a non-drafted free agent in 2015 (9/23/15)

YR	CLUB	W-L	ERA	G	GS	CG	SHO	SV	IP	H	R	ER	HR	HB	BB	SO	WP	BK
16	DSL Mets1 (R)	4-4	1.76	13	12	0	0	0	61.1	49	27	12	1	3	12	59	1	1
17	GCL Mets (R)	2-3	3.27	7	4	0	0	0	33.0	32	15	12	0	1	11	30	1	0
	St. Lucie (A)	0-0	2.00	2	1	0	0	0	9.0	5	2	2	0	1	4	6	0	0
	Kingsport (R)	0-2	3.65	2	2	0	0	0	12.1	11	7	5	0	0	3	14	3	0
	Brooklyn (A)	0-1	1.64	2	2	1	0	0	11.0	3	3	2	1	1	2	13	4	0
18	St. Lucie (A)	0-1	2.25	1	1	0	0	0	4.0	2	1	1	0	1	3	4	0	0
	Columbia (A)	1-1	3.55	3	2	0	0	0	12.2	15	6	5	0	0	3	15	3	0
	Brooklyn (A)	3-6	5.26	13	13	0	0	0	53.0	58	37	31	3	3	22	53	3	1
19	Columbia (A)	0-0	3.18	5	0	0	0	0	5.2	3	3	2	1	0	1	10	1	0
	St. Lucie (A)	1-1	3.24	19	1	0	0	1	33.1	28	14	12	4	5	9	24	0	0
Minor League Totals		11-19	3.21	67	38	1	0	1	235.1	206	115	84	10	15	70	228	16	2

CAPRA, PHIL CATCHER

HT: 5-10 WT: 205 B/T: Switch/Right

BORN: 10/1/96 in North Salem, NY

HIGH SCHOOL: North Salem (NY)

RESIDES: Staten Island, NY

COLLEGE: Wagner

SIGNING SCOUT: John Kosciak

ACQUIRED (SIGNED): Mets 15th-round pick in the 2018 First-Year Player Draft (6/18/18)

YR	CLUB	AVG	G	AB	R	H	2B	3B	HR	RBI	SH	SF	HB	BB	SO	SB	CS	SLG	OBP	E
18	Kingsport (R)	.146	32	103	19	15	1	0	1	11	0	3	1	17	32	0	0	.184	.266	5
19	GCL Mets (R)	.500	1	2	0	1	0	0	0	0	0	0	0	1	0	0	0	.500	.667	0
	Brooklyn (A)	.000	1	4	0	0	0	0	0	0	0	0	0	3	0	0	0	.000	.000	0
	Columbia (A)	.098	14	41	5	4	0	0	0	3	0	1	0	8	18	0	0	.098	.240	0
Minor League Totals		.133	48	150	24	20	1	0	1	14	0	4	1	26	53	0	0	.160	.260	5

CARPIO, LUIS INFILDER

HT: 6-0 WT: 165 B/T: Right/Right

BORN: 7/11/97 in Caracas, Venezuela

RESIDES: Port St. Lucie, Florida

SIGNING SCOUTS: Carlos Pérez & Héctor Rincones

ACQUIRED (SIGNED): Signed as a non-drafted free agent in 2013 (7/11/13)

CAREER NOTES

2018...Earned Player of the Week honors for St. Lucie (A) of the Florida State League for the week of July 15.

YR	CLUB	AVG	G	AB	R	H	2B	3B	HR	RBI	SH	SF	HB	BB	SO	SB	CS	SLG	OBP	E
14	DSL Mets2 (R)	.234	60	209	35	49	9	1	1	20	2	2	4	33	33	12	4	.301	.347	13
15	Kingsport (R)	.304	45	181	31	55	10	0	0	22	0	4	5	17	34	9	7	.359	.372	8
16	GCL Mets (R)	.290	8	31	3	9	1	1	0	2	0	0	2	1	11	0	0	.387	.353	0
	Brooklyn (A)	.140	12	43	4	6	2	0	0	1	0	0	1	8	10	0	0	.186	.288	0
	Columbia (A)	.232	125	474	53	110	18	3	3	36	0	6	2	53	95	17	5	.302	.308	21
18	St. Lucie (A)	.219	112	389	38	85	21	0	12	40	0	6	1	40	80	8	9	.365	.289	14
	Binghamton (AA)	.250	1	4	1	1	0	0	0	0	0	0	0	1	1	1	0	.250	.400	0
19	St. Lucie (A)	.330	31	94	13	31	4	1	1	12	0	1	1	10	15	2	3	.426	.396	1
	Binghamton (AA)	.263	82	243	28	64	15	0	3	22	2	0	3	28	49	2	6	.362	.347	4
Minor League Totals		.246	476	1668	206	410	80	6	20	155	4	19	19	191	328	51	34	.337	.327	61

CASTILLO, LUIS INFILDER

HT: 6-1 WT: 180 B/T: Left/Right

BORN: 11/13/01 in Santo Domingo, Dominican Republic

RESIDES: Santo Domingo, Dominican Republic

ACQUIRED (SIGNED): Signed as a non-drafted free agent in 2018 (7/2/18)

YR	CLUB	AVG	G	AB	R	H	2B	3B	HR	RBI	SH	SF	HB	BB	SO	SB	CS	SLG	OBP	E
19	DSL Mets 1 (R)	.237	54	190	25	45	9	2	0	23	1	0	5	32	53	4	2	.305	.361	12

CASTRO, CARLOS RIGHT-HANDED PITCHER

HT: 5-11 WT: 155 B/T: Right/Right

BORN: 10/8/98 in San Pedro de Macoris, Dominican Republic

RESIDES: Santo Domingo, Dominican Republic

ACQUIRED (SIGNED): Signed as a non-drafted free agent in 2019 (2/19/19)

YR	CLUB	W-L	ERA	G	GS	CG	SHO	SV	IP	H	R	ER	HR	HB	BB	SO	WP	BK
19	DSL Mets2 (R)	0-0	1.80	3	3	0	0	0	10.0	4	2	2	0	1	11	9	3	0

CASTRO, WILMIS INFILDER

HT: 6-1 WT: 190 B/T: Right/Right

BORN: 9/18/01 in San Juan, Puerto Rico

RESIDES: Santo Domingo, Dominican Republic

ACQUIRED (SIGNED): Signed as a non-drafted free agent in 2018 (9/26/18)

YR	CLUB	AVG	G	AB	R	H	2B	3B	HR	RBI	SH	SF	HB	BB	SO	SB	CS	SLG	OBP	E
19	DSL Mets2 (R)	.111	2	9	2	1	0	0	0	1	0	0	2	0	3	1	0	.111	.273	1
	DSL Mets1 (R)	.256	48	168	21	43	10	2	0	19	1	0	3	14	39	2	2	.339	.324	10
Minor League Totals		.249	50	177	23	44	10	2	0	20	1	0	5	14	42	3	2	.328	.321	11

CAUSA, PATRICK INFIELDER

HT: 5-10 WT: 185 B/T: Right/Right

BORN: 1/8/97 in Reading, PA

HIGH SCHOOL: Berks Catholic (PA)

RESIDES: Reading, PA

COLLEGE: Mount St. Mary's

SIGNING SCOUT: Jim Thompson

ACQUIRED (SIGNED): Signed to a minor league contract in 2019 (6/17/19)

YR	CLUB	AVG	G	AB	R	H	2B	3B	HR	RBI	SH	SF	HB	BB	SO	SB	CS	SLG	OBP	E
19	GCL Mets (R)	.200	31	60	10	12	3	1	0	4	0	1	1	12	21	0	1	.283	.338	2

CAVALLARO, JOE RIGHT-HANDED PITCHER

HT: 6-4 WT: 190 B/T: Right/Right

BORN: 7/19/95 in Venice, FL

HIGH SCHOOL: Sarasota (FL) HS

RESIDES: Venice, FL

COLLEGE: University of South Florida

SIGNING SCOUT: Jon Updike

ACQUIRED (SIGNED): Mets 24th round pick in the 2017 First-Year Player Draft (6/19/17)

CAREER NOTES

2018...Was named a South Atlantic League Mid-Season All-Star for Columbia (A).

YR	CLUB	W-L	ERA	G	GS	CG	SHO	SV	IP	H	R	ER	HR	HB	BB	SO	WP	BK
17	Kingsport (R)	3-1	2.34	11	5	0	0	0	34.2	23	13	9	1	2	10	35	4	0
18	Columbia (A)	8-2	2.09	13	12	0	0	0	77.1	54	24	18	5	4	26	83	2	0
	Binghamton (AA)	2-4	4.84	9	8	0	0	0	44.2	48	25	24	1	2	18	41	7	0
	St. Lucie (A)	0-0	9.00	1	1	0	0	0	5.0	9	5	5	2	1	1	5	0	0
19	St. Lucie (A)	6-5	3.54	32	8	0	0	3	81.1	74	36	32	6	8	34	74	1	0
Minor League Totals		19-12	3.26	66	34	0	0	3	243.0	208	103	88	15	17	89	238	14	0

CHAMBERS, CHASE INFIELDER

HT: 6-1 WT: 250 B/T: Left/Left

BORN: 8/22/95 in Farragut, TN

HIGH SCHOOL: Farragut (TN)

RESIDES: Knoxville, TN

COLLEGE: Tennessee Tech

SIGNING SCOUT: Jarrett England

ACQUIRED (SIGNED): Mets 18th-round pick in the 2018 First-Year Player Draft (6/16/18)

YR	CLUB	AVG	G	AB	R	H	2B	3B	HR	RBI	SH	SF	HB	BB	SO	SB	CS	SLG	OBP	E
18	Brooklyn (A)	.281	59	217	34	61	13	1	3	30	0	2	3	21	43	2	0	.392	.350	5
19	Columbia (A)	.246	106	382	42	94	15	2	5	41	0	7	13	26	95	0	1	.335	.311	0
Minor League Totals		.259	165	599	76	155	28	3	8	71	0	9	16	47	138	2	1	.356	.325	5

CHURCH, ANDREW RIGHT-HANDED PITCHER

HT: 6-2 WT: 200 B/T: Right/Right

BORN: 10/7/94 in Las Vegas, NV

HIGH SCHOOL: Basic (NV)

RESIDES: Port St. Lucie, FL

SIGNING SCOUT: Kevin Roberson

ACQUIRED (SIGNED): Mets second-round pick in the 2013 First-Year Player Draft (6/19/13)

YR	CLUB	W-L	ERA	G	GS	CG	SHO	SV	IP	H	R	ER	HR	HB	BB	SO	WP	BK
13	Kingsport (R)	3-3	5.91	9	6	0	0	0	35.0	49	26	23	2	2	8	19	3	2
14	Kingsport (R)	3-5	4.61	11	11	1	1	0	52.2	73	39	27	1	3	14	31	7	0
15	Kingsport (R)	1-0	3.00	2	0	0	0	0	3.0	4	1	1	1	0	1	3	0	0
	Brooklyn (A)	2-3	5.18	9	8	0	0	0	41.2	49	28	24	3	5	11	22	1	1
16	Columbia (A)	3-2	2.22	9	9	1	1	0	56.2	38	16	14	4	5	10	52	0	0
	St. Lucie (A)	2-1	3.60	6	6	1	0	0	35.0	31	16	14	1	4	14	22	0	0
	Las Vegas (AAA)	0-1	6.75	1	0	0	0	0	4.0	7	3	3	0	0	1	4	0	0
17	St. Lucie (A)	12-8	4.62	25	25	1	0	0	152.0	183	85	78	13	7	25	95	10	1
	Binghamton (AA)	0-1	19.29	1	1	0	0	0	4.2	10	10	10	2	0	6	3	0	0
18	Binghamton (AA)	1-5	6.44	7	7	0	0	0	36.1	49	30	26	5	4	7	31	4	0
	Las Vegas (AAA)	1-1	6.00	2	1	0	0	0	9.0	12	6	6	1	2	3	7	0	0
19	Binghamton (AA)	0-2	5.57	4	3	0	0	0	21.0	27	15	13	4	0	2	18	2	0
	Syracuse (AAA)	0-1	13.50	1	1	0	0	0	3.1	10	6	5	1	0	2	1	0	0
Minor League Totals		30-33	4.83	87	78	4	2	0	454.1	542	281	244	38	32	104	308	27	4

CLEVELAND, MATT RIGHT-HANDED PITCHER

HT: 6-5 WT: 185 B/T: Right/Right

BORN: 3/18/98 in Windsor, CT

HIGH SCHOOL: Windsor HS (CT)

RESIDES: Windsor, CT

SIGNING SCOUT: Michael Pesce

ACQUIRED (SIGNED): Mets 12th-round pick in the 2016 First-Year Player Draft (7/8/16)

CAREER NOTES

2019...Was the winning pitcher in the New York-Penn League All-Star Game (1.0 IP, H, K).

YR	CLUB	W-L	ERA	G	GS	CG	SHO	SV	IP	H	R	ER	HR	HB	BB	SO	WP	BK
16	GCL Mets (R)	0-1	12.27	7	0	0	0	0	7.1	12	12	10	1	0	6	2	3	0
17	GCL Mets (R)	1-0	2.55	7	4	0	0	0	24.2	13	8	7	0	1	12	17	3	0
18	Kingsport (R)	1-4	4.97	10	10	0	0	0	41.2	41	39	23	3	1	40	26	8	0
19	Brooklyn (A)	3-3	3.78	14	14	0	0	0	66.2	53	31	28	4	3	32	42	11	0
Minor League Totals		5-8	4.36	38	28	0	0	0	140.1	119	90	68	8	5	90	87	25	0

COBB, TREY RIGHT-HANDED PITCHER

HT: 6-1 WT: 190 B/T: Right/Right

BORN: 6/24/94 in Broken Arrow, OK

HIGH SCHOOL: Broken Arrow (OK)

RESIDES: Broken Arrow, OK

COLLEGE: Oklahoma State

SIGNING SCOUT: Nathan Beuster

ACQUIRED (SIGNED): Mets eighth-round pick in the 2017 First-Year Player Draft (6/19/17)

CAREER NOTES

2019...Missed the entire season after undergoing Tommy John surgery...2018...Named Mid-Season All-Star for Columbia (A) of the South Atlantic League...College...Ended his college career with 92 career appearances, the most in Oklahoma State history...Became the 14th pitcher in OSU history to record 100 strikeouts in a single season when he did so as a junior at Oklahoma State...In OSU's run to the College World Series in 2016, he posted a 0.64 ERA (one earned run/14.0 innings) and four saves...Was selected in the 12th-round of the 2016 First-Year Player Draft by the Chicago Cubs but returned to college for his final season...Personal...Grandfather, Frank Linzy, played 10 seasons in the majors for the Giants, Cardinals, Phillies and Brewers.

YR	CLUB	W-L	ERA	G	GS	CG	SHO	SV	IP	H	R	ER	HR	HB	BB	SO	WP	BK
17	Brooklyn (A)	1-2	2.63	20	0	0	0	1	27.1	21	12	8	1	2	10	30	2	1
18	Columbia (A)	3-1	2.22	27	0	0	0	10	28.1	34	12	7	4	3	4	33	2	0
	St. Lucie (A)	0-1	4.50	15	0	0	0	2	22.0	19	11	11	3	1	6	19	2	0
19									Did Not Pitch - Injured									
Minor League Totals		4-4	3.01	62	0	0	0	13	77.2	74	35	26	8	6	20	82	6	1

COLINA, ROBERT RIGHT-HANDED PITCHER

HT: 5-11 WT: 175 B/T: Right/Right

BORN: 4/24/01 in Falcon, Venezuela

RESIDES: Falcon, Venezuela

SIGNING SCOUT: Robert Espejo

ACQUIRED (SIGNED): Signed as a non-drafted free agent in 2017 (7/2/17)

YR	CLUB	W-L	ERA	G	GS	CG	SHO	SV	IP	H	R	ER	HR	HB	BB	SO	WP	BK
18	DSL Mets2 (R)	3-2	2.94	13	9	0	0	0	49.0	42	19	16	3	3	12	49	0	0
19	DSL Mets2 (R)	1-1	4.91	4	4	0	0	0	14.2	16	8	8	1	1	4	16	4	0
	GCL Mets	4-4	3.57	11	4	0	0	1	40.1	42	22	16	0	3	13	35	6	0
Minor League Totals		8-7	3.46	28	17	0	0	1	104.0	100	49	40	4	7	29	100	10	0

COLÓN, JEFFREY RIGHT-HANDED PITCHER

HT: 6-1 WT: 170 B/T: Right/Right

BORN: 11/9/99 in Las Matas de Farfan, Dominican Republic

RESIDES: Las Matas de Farfan, Dominican Republic

SIGNING SCOUT: Daurys Nin

ACQUIRED (SIGNED): Signed as a non-drafted free agent in 2017 (10/20/17)

YR	CLUB	W-L	ERA	G	GS	CG	SHO	SV	IP	H	R	ER	HR	HB	BB	SO	WP	BK
18	DSL Mets1 (R)	4-2	4.24	15	3	0	0	2	34.0	30	17	16	0	3	16	33	5	0
19	GCL Mets (R)	4-3	4.94	19	0	0	0	3	27.1	28	21	15	1	5	17	22	11	0
Minor League Totals		8-5	4.55	34	3	0	0	5	61.1	58	38	31	1	8	33	55	16	0

CONSUEGRA, STANLEY OUTFIELDER

HT: 6-2 WT: 166 B/T: Right/Right

BORN: 9/24/00 in Santo Domingo, Dominican Republic**RESIDES:** Santo Domingo, Dominican Republic**SIGNING SCOUT:** Gerardo Cabrera**ACQUIRED (SIGNED):** Signed as a non-drafted free agent in 2017 (7/2/17)

YR	CLUB	AVG	G	AB	R	H	2B	3B	HR	RBI	SH	SF	HB	BB	SO	SB	CS	SLG	OBP	E
18	DSL Mets2 (R)	.217	51	189	23	41	12	3	2	26	0	1	5	17	41	4	4	.344	.297	1
	GCL Mets (R)	.192	13	52	9	10	1	1	2	13	0	1	1	9	5	5	0	.365	.317	0
19	Did Not Play - Injured																			
Minor League Totals		.212	64	241	32	51	13	4	4	39	0	2	6	26	46	9	4	.349	.302	1

CONTI, NICK INFIELDER

HT: 5-9 WT: 160 B/T: Right/Right

BORN: 2/14/97 in Orlando, FL**RESIDES:** Orlando, FL**SIGNING SCOUT:** Jon Uptide**ACQUIRED (SIGNED):** Mets 39th-round pick in the 2019 First-Year Player Draft (6/9/19)

YR	CLUB	AVG	G	AB	R	H	2B	3B	HR	RBI	SH	SF	HB	BB	SO	SB	CS	SLG	OBP	E
19	GCL Mets (R)	.238	27	84	18	20	5	0	1	12	0	0	5	21	13	7	1	.333	.418	5
	Columbia (A)	.241	15	54	7	13	3	1	1	5	0	1	1	8	16	2	1	.389	.344	0
Minor League Totals		.239	42	138	25	33	8	1	2	17	0	1	6	29	29	9	2	.255	.391	5

CORDELL, RYAN INFIELDER/OUTFIELDER**MAJOR LEAGUE INVITE****CORNIELLY, JOSHUA** RIGHT-HANDED PITCHER

HT: 6-2 WT: 175 B/T: Right/Right

BORN: 1/15/01 in Miranda, Venezuela**RESIDES:** Caracas, Venezuela**SIGNING SCOUT:** Carlos Pérez**ACQUIRED (SIGNED):** Signed as a non-drafted free agent in 2017 (9/28/17)

YR	CLUB	W-L	ERA	G	GS	CG	SHO	SV	IP	H	R	ER	HR	HB	BB	SO	WP	BK
18	DSL Mets1 (R)	4-0	3.25	14	0	0	0	2	27.2	35	16	10	0	1	8	27	2	0
19	DSL Mets1 (R)	1-2	6.10	3	3	0	0	0	10.1	12	8	7	0	3	1	12	0	0
	GCL Mets (R)	3-2	4.54	10	3	0	0	0	35.2	43	28	18	3	3	8	40	4	0
Minor League Totals		8-4	4.28	27	6	0	0	2	73.2	90	52	35	3	4	17	79	6	0

CORREA, MARCOS RIGHT-HANDED PITCHER

HT: 6-3 WT: 195 B/T: Right/Right

BORN: 1/31/00 in Puerto Ordaz, Venezuela**RESIDES:** Puerto Ordaz, Venezuela**SIGNING SCOUT:** Ismael Pérez**ACQUIRED (SIGNED):** Signed as a non-drafted free agent in 2017 (2/24/17)

YR	CLUB	W-L	ERA	G	GS	CG	SHO	SV	IP	H	R	ER	HR	HB	BB	SO	WP	BK
17	DSL Mets2 (R)	2-1	4.32	15	2	0	0	2	33.1	42	19	16	0	2	16	35	3	0
18	DSL Mets1 (R)	0-0	2.79	3	3	0	0	0	9.2	6	5	3	0	2	4	6	2	0
	GCL Mets (R)	0-0	5.87	6	0	0	0	2	15.1	20	12	10	0	4	9	10	2	0
19	GCL Mets (R)	0-1	3.18	15	0	0	0	0	17.0	14	7	6	2	0	10	11	3	0
Minor League Totals		2-2	4.18	39	5	0	0	0	75.1	82	43	35	2	8	39	62	10	0

CORTES, CARLOS INFIELDER/OUTFIELDER

HT: 5-7 WT: 197 B/T: Left/Switch

BORN: 6/30/97 in Orlando, FL

HIGH SCHOOL: Lake Howell HS (FL)

RESIDES: Columbia, SC

COLLEGE: South Carolina

SIGNING SCOUT: Daniel Coles

ACQUIRED (SIGNED): Mets third-round pick in the 2018 First-Year Player Draft (6/25/18)

CAREER NOTES

2019...Was honored as a Florida State League Postseason All-Star for St. Lucie...2018...Earned Mid-Season New York-Penn League All-Star honors for Brooklyn.

YR	CLUB	AVG	G	AB	R	H	2B	3B	HR	RBI	SH	SF	HB	BB	SO	SB	CS	SLG	OBP	E
18	Brooklyn (A)	.264	47	178	26	47	5	2	4	24	1	2	4	17	34	1	0	.382	.338	7
19	St. Lucie (A)	.255	127	458	64	117	26	3	11	68	2	7	7	52	77	6	5	.397	.336	17
Minor League Totals		.258	174	636	90	164	31	5	15	92	3	9	11	69	111	7	5	.393	.337	24

DE JESUS, JENDER RIGHT-HANDED PITCHER

HT: 6-2 WT: 165 B/T: Right/Right

BORN: 1/3/98 in San Cristobal, Dominican Republic

RESIDES: San Cristobal, Dominican Republic

SIGNING SCOUT: Marciano Álvarez

ACQUIRED (SIGNED): Signed as a non-drafted free agent in 2017 (3/9/17)

YR	CLUB	W-L	ERA	G	GS	CG	SHO	SV	IP	H	R	ER	HR	HB	BB	SO	WP	BK
17	DSL Mets (R)	4-0	3.60	15	3	0	0	1	35.0	32	19	14	0	1	13	37	11	1
18	DSL Mets1 (R)	0-1	6.30	3	3	0	0	0	10.0	9	12	7	0	1	4	11	2	0
	GCL Mets (R)	1-3	7.03	11	2	0	0	1	24.1	27	26	19	3	6	13	23	1	1
19	Kingsport (R)	4-1	3.41	17	0	0	0	1	29.0	29	14	11	3	3	14	21	10	0
Minor League Totals		9-5	4.67	46	8	0	0	3	98.1	97	71	51	6	11	44	92	24	2

DE LOS SANTOS, OMAR OUTFIELDER

HT: 6-1 WT: 172 B/T: Right/Right

BORN: 8/8/99 in Santo Domingo, Dominican Republic

RESIDES: Santo Domingo, Dominican Republic

ACQUIRED (SIGNED): Signed as a non-drafted free agent in 2019 (2/2/19)

YR	CLUB	AVG	G	AB	R	H	2B	3B	HR	RBI	SH	SF	HB	BB	SO	SB	CS	SLG	OBP	E
19	DSL Mets2 (R)	.278	52	209	31	58	7	6	3	24	0	2	6	21	41	9	2	.411	.357	4
	DSL Mets1 (R)	.200	3	10	5	2	0	0	1	1	0	0	2	1	1	4	0	.500	.385	0
Minor League Totals		.278	55	219	36	60	7	6	4	25	0	2	8	22	42	13	2	.416	.359	4

DIBRELL, TONY RIGHT-HANDED PITCHER

HT: 6-3 WT: 190 B/T: Right/Right

BORN: 11/8/95 in Alpharetta, GA

HIGH SCHOOL: Chattahoochee (GA)

RESIDES: Kennesaw, GA

COLLEGE: Kennesaw State

SIGNING SCOUT: Tommy Jackson

ACQUIRED (SIGNED): Mets fourth-round pick in the 2017 First-Year Player Draft (6/19/17)

CAREER NOTES

2019...Was a Florida State League Mid-Season All-Star with St. Lucie (A)...College...Named to the 2017 Second Team All-ASUN...His 2.45 ERA ranked third best in KSU D-I history for a single season...Posted a 7-4 record with a career-high three complete games, which is third best in KSU history for a single season...The three complete games (one shutout) ranked third best in program history and second in ASUN during 2017.

YR	CLUB	W-L	ERA	G	GS	CG	SHO	SV	IP	H	R	ER	HR	HB	BB	SO	WP	BK
17	Brooklyn (A)	1-1	5.03	12	0	0	0	0	19.2	19	13	11	4	2	8	28	3	0
18	Columbia (A)	7-6	3.50	23	23	1	0	0	131.0	112	60	51	10	9	54	147	12	1
19	St. Lucie (A)	8-4	2.39	17	16	0	0	0	90.1	73	27	24	2	3	36	76	6	0
	Binghamton (AA)	0-8	9.31	9	8	0	0	0	38.2	51	41	40	10	2	21	37	4	0
Minor League Totals		16-19	4.05	61	47	1	0	0	279.2	255	141	126	26	16	119	288	25	1

DIROCIE, ANTHONY OUTFIELDER

HT: 6-0 WT: 172 B/T: Right/Right

BORN: 4/24/97 in Santo Domingo, Dominican Republic**RESIDES:** Santo Domingo, Dominican Republic**SIGNING SCOUTS:** Hilario Soriano & Gerardo Cabrera**ACQUIRED (SIGNED):** Signed as a non-drafted free agent in 2013 (10/16/13)

YR	CLUB	AVG	G	AB	R	H	2B	3B	HR	RBI	SH	SF	HB	BB	SO	SB	CS	SLG	OBP	E
14	DSL Mets2 (R)	.221	33	95	16	21	6	0	0	14	0	3	1	15	22	3	1	.284	.325	2
15	DSL Mets1 (R)	.266	63	222	34	59	15	6	2	28	3	1	4	36	83	11	2	.414	.376	5
	GCL Mets (R)	.083	6	24	3	2	1	1	0	0	0	0	0	14	0	0		.208	.083	0
16	GCL Mets (R)	.253	44	162	32	41	10	5	2	18	1	2	4	25	52	7	2	.414	.363	2
17	Kingsport (R)	.245	61	237	31	58	19	3	11	48	0	0	0	14	93	3	2	.489	.287	2
18	Kingsport (R)	.408	14	49	11	20	4	2	3	14	0	1	3	6	8	1	3	.755	.492	0
	Brooklyn (A)	.230	44	148	19	34	9	1	2	22	1	1	2	22	47	5	1	.345	.335	1
19	Kingsport (R)	.313	16	67	10	21	7	2	2	16	0	0	0	3	20	1	2	.567	.343	0
	Brooklyn (A)	.140	20	57	3	8	0	0	1	6	0	1	0	6	25	2	0	.193	.219	0
	Columbia (A)	.182	23	66	12	12	2	0	2	10	1	1	1	12	30	0	2	.303	.313	3
Minor League Totals		.245	324	1127	171	276	73	20	25	176	6	10	15	139	394	33	15	.412	.333	15

DOMÍNGUEZ, CARLOS OUTFIELDER

HT: 6-1 WT: 190 B/T: Right/Right

BORN: 10/11/99 in San Pedro de Macorís, Dominican Republic**RESIDES:** San Pedro de Macorís, Dominican Republic**ACQUIRED (SIGNED):** Signed as a non-drafted free agent in 2018 (6/15/18)

YR	CLUB	AVG	G	AB	R	H	2B	3B	HR	RBI	SH	SF	HB	BB	SO	SB	CS	SLG	OBP	E
19	DSL Mets2 (R)	.250	26	100	12	25	8	3	2	14	0	1	4	9	28	5	3	.450	.333	0
	DSL Mets1 (R)	.280	33	107	26	30	5	2	4	22	0	3	20	9	35	10	3	.477	.424	1
Minor League Totals		.266	59	207	38	55	13	5	6	36	0	4	24	18	63	15	6	.464	.383	1

DOMÍNGUEZ, CHRISTOFER LEFT-HANDED PITCHER

HT: 6-2 WT: 190 B/T: Left/Left

BORN: 1/3/00 in Montecristi, Dominican Republic**RESIDES:** Montecristi, Dominican Republic**SIGNING SCOUT:** Anderson Taveras**ACQUIRED (SIGNED):** Signed as a non-drafted free agent in 2016 (12/13/16)**CAREER NOTES****2018...**DSL#2 Sterling Award Winner...Was named a DSL Mid-Season All-Star for the DSL Mets2.

YR	CLUB	W-L	ERA	G	GS	CG	SHO	SV	IP	H	R	ER	HR	HB	BB	SO	WP	BK
17	DSL Mets1 (R)	0-3	2.76	14	2	0	0	1	32.2	35	15	10	2	0	12	37	2	1
18	DSL Mets2 (R)	5-1	1.50	9	9	0	0	0	48.0	31	9	8	2	3	16	43	2	0
	DSL Mets1 (R)	1-0	0.00	1	1	0	0	0	5.0	3	0	0	0	0	1	3	0	0
	GCL Mets (R)	1-0	6.35	3	0	0	0	0	5.2	6	5	4	0	0	4	6	1	1
19	Kingsport (R)	3-3	5.24	14	8	0	0	1	44.2	49	30	26	1	5	15	39	4	0
Minor League Totals		10-7	3.18	41	20	0	0	2	136.0	124	59	48	5	8	48	128	9	2

DUPLANTIS, ANTOINE OUTFIELDER

HT: 5-11 WT: 180 B/T: Left/Left

BORN: 9/9/95 in Lafayette, LA**RESIDES:** Lafayette, LA**HIGH SCHOOL:** Lafayette (LA)**COLLEGE:** Louisiana State University**ACQUIRED (SIGNED):** Mets 12th-round pick in the the 2019 First-Year Player Draft (6/28/19)

YR	CLUB	AVG	G	AB	R	H	2B	3B	HR	RBI	SH	SF	HB	BB	SO	SB	CS	SLG	OBP	E
19	Brooklyn (A)	.237	52	194	25	46	5	3	0	20	3	4	3	12	31	5	4	.294	.286	1

EDWARDS, ANDREW LEFT-HANDED PITCHER

HT: 6-2 WT: 210 B/T: Left/Left

BORN: 5/12/97 in Las Cruces, NM**RESIDES:** Tucson, AZ**HIGH SCHOOL:** Desert Christian HS (AZ)**COLLEGE:** New Mexico State**SIGNING SCOUT:** Brian Reid**ACQUIRED (SIGNED):** Mets 31st-round pick in the 2019 First-Year Player Draft (6/9/19)

YR	CLUB	W-L	ERA	G	GS	CG	SHO	SV	IP	H	R	ER	HR	HB	BB	SO	WP	BK
19	Brooklyn (A)	3-2	3.30	16	0	0	0	3	30.0	23	12	11	2	4	14	35	6	0

ELIZALDE, SEBASTIAN INFIELDER/OUTFIELDER

HT: 6-0 WT: 195 B/T: Left/Right

BORN: 11/20/91 in Guaymas, Mexico**RESIDES:** Chihuahua, Mexico**SIGNING SCOUT:** Tony Arias (Cincinnati)**ACQUIRED (SIGNED):** Signed as a minor league free agent in 2020 (2/2/20)**CAREER NOTES**

2017...Received the Mary E. Barney Award as Louisville's Most Valuable Player...**2016**...Played for Team Mexico in the 2017 World Baseball Classic qualifier...**2015**...Was a mid-season Florida State League All-Star and FSL Player of the Week for 6/9-6/15...**2014**...Was an MiLB.com Reds Organization All-Star.

YR	CLUB	AVG	G	AB	R	H	2B	3B	HR	RBI	SH	SF	HB	BB	SO	SB	CS	SLG	OBP	E
10	Monterrey (Mex.)	.333	11	3	1	1	0	0	0	0	0	0	0	0	0	0	0	.333	.333	0
11	Monterrey (Mex.)	.306	26	36	8	11	3	0	1	5	0	2	1	2	6	0	0	.472	.341	1
12	Monterrey (Mex.)	.276	74	134	25	37	9	4	2	14	1	1	1	15	37	7	3	.448	.351	1
13	Monterrey (Mex.)	.328	36	116	24	38	5	0	3	10	1	0	1	5	22	5	3	.448	.361	0
14	Dayton (A)	.311	55	183	29	57	12	1	7	34	1	2	2	4	48	9	10	.503	.439	4
	Bakersfield (A)	.272	66	243	35	66	17	1	9	37	0	2	3	19	44	10	7	.461	.330	3
15	Daytona (A)	.253	128	474	58	120	28	5	10	77	0	8	4	39	107	9	1	.397	.310	3
16	Pensacola (AA)	.297	111	408	55	121	16	3	5	54	3	7	2	18	61	5	1	.387	.324	3
17	Louisville (AAA)	.277	134	506	39	140	15	6	8	60	6	5	7	35	70	4	2	.377	.329	11
18	Louisville (AAA)	.254	21	71	11	18	6	0	2	11	0	0	2	4	9	2	2	.423	.312	0
	Monterrey1 (Mex.)	.297	21	74	15	22	1	0	2	8	0	0	1	16	11	2	1	.392	.429	1
	Monterrey2 (Mex.)	.333	54	189	43	63	11	2	10	38	2	4	3	29	28	8	6	.571	.422	1
19	Monterrey (Mex.)	.313	39	99	17	31	7	0	1	8	0	1	1	12	12	3	2	.414	.389	2
Minor League Totals		.277	515	1885	227	522	94	16	41	273	10	24	20	156	339	39	23	.409	.335	24
Mexican Totals		.312	261	651	133	203	36	6	19	83	4	8	8	79	116	25	15	.473	.389	6

ENCARNACIÓN, BRADLY INFIELDER

HT: 6-0 WT: 170 B/T: Switch/Right

BORN: 11/13/01 in Santo Domingo, Dominican Republic**RESIDES:** Santo Domingo, Dominican Republic**ACQUIRED (SIGNED):** Signed as a non-drafted free agent in 2018 (7/3/18)

YR	CLUB	AVG	G	AB	R	H	2B	3B	HR	RBI	SH	SF	HB	BB	SO	SB	CS	SLG	OBP	E
19	DSL Mets2 (R)	.333	1	3	2	1	0	0	0	0	0	0	0	2	1	1	0	.333	.600	0
	DSL Mets1 (R)	.196	49	158	29	31	7	0	0	16	1	1	18	25	36	12	3	.241	.366	13
Minor League Totals		.199	50	161	31	32	7	0	0	16	1	1	18	27	37	13	3	.242	.372	13

ENCARNACIÓN, DARWYN OUTIELDER

HT: 6-0 WT: 192 B/T: Right/Right

BORN: 3/31/01 in Las Matas de Farfan, Dominican Republic**RESIDES:** Las Matas de Farfan, Dominican Republic**ACQUIRED (SIGNED):** Signed as a non-drafted free agent in 2019 (3/12/19)

YR	CLUB	AVG	G	AB	R	H	2B	3B	HR	RBI	SH	SF	HB	BB	SO	SB	CS	SLG	OBP	E
19	DSL Mets2 (R)	.500	2	4	1	2	1	0	0	2	0	0	0	1	2	0	0	.750	.600	0
	DSL Mets1 (R)	.239	33	109	16	26	3	0	1	6	0	0	1	14	52	10	2	.294	.331	1
Minor League Totals		.248	35	113	17	28	4	0	1	8	0	0	1	15	54	10	2	.310	.341	1

ENCARNACIÓN, YEILYN RIGHT-HANDED PITCHER

HT: 6-3 WT: 195 B/T: Right/Right

BORN: 2/10/00 in Santo Domingo, Dominican Republic**RESIDES:** Santo Domingo, Dominican Republic**ACQUIRED (SIGNED):** Signed as a non-drafted free agent in 2019 (8/12/19)

YR	CLUB	W-L	ERA	G	GS	CG	SHO	SV	IP	H	R	ER	HR	HB	BB	SO	WP	BK
19	DSL Mets1 (R)	1-0	0.00	3	0	0	0	0	9.0	5	0	0	0	1	1	11	1	0

ESCALONA, JHONFRAN RIGHT-HANDED PITCHER

HT: 5-10 WT: 159 B/T: Right/Right

BORN: 4/8/99 in Los Teques, Venezuela**RESIDES:** Caracas, Venezuela**SIGNING SCOUT:** Carlos Pérez**ACQUIRED (SIGNED):** Signed as a non-drafted free agent in 2017 (4/19/17)

YR	CLUB	W-L	ERA	G	GS	CG	SHO	SV	IP	H	R	ER	HR	HB	BB	SO	WP	BK
17	DSL Mets2 (R)	1-1	3.86	15	0	0	0	3	21.0	20	9	9	2	1	3	17	1	1
18	DSL Mets1 (R)	4-0	1.88	16	1	0	0	4	48.0	32	13	10	1	1	6	31	2	0
19	DSL Mets1 (R)	1-0	0.00	5	0	0	0	0	8.1	8	0	0	0	0	1	3	0	0
	GCL Mets (R)	2-2	3.48	11	1	0	0	1	41.1	33	20	16	1	1	10	35	1	0
Minor League Totals		8-3	2.65	47	2	0	0	8	118.2	93	42	35	4	3	20	86	4	1

ESCORCHA, JEFFERSON LEFT-HANDED PITCHER

HT: 5-10 WT: 160 B/T: Left/Left

BORN: 10/4/99 in Puerto Piritu, Venezuela**RESIDES:** Puerto Piritu, Venezuela**SIGNING SCOUTS:** Ismael Pérez & Héctor Rincones**ACQUIRED (SIGNED):** Signed as a non-drafted free agent in 2016 (7/19/16)

YR	CLUB	W-L	ERA	G	GS	CG	SHO	SV	IP	H	R	ER	HR	HB	BB	SO	WP	BK
17	DSL Mets2 (R)	3-2	1.86	21	0	0	0	5	29.0	24	10	6	0	0	16	28	2	0
18	DSL Mets2 (R)	2-3	1.69	15	0	0	0	5	32.0	13	9	6	2	3	7	41	1	0
	DSL Mets1 (R)	3-0	1.42	5	3	0	0	0	25.1	20	6	4	1	5	5	22	0	0
19	Kingsport (R)	7-1	2.38	15	0	0	0	0	41.2	40	14	11	3	2	8	33	3	0
Minor League Totals		15-6	1.90	56	3	0	0	10	128.0	97	39	27	6	10	36	124	6	0

ESPINO, SEBASTIAN INFIELDER

HT: 6-2 WT: 172 B/T: Right/Right

BORN: 5/29/00 in Bona0, Dominican Republic**RESIDES:** Bona0, Dominican Republic**SIGNING SCOUT:** Daurys Nin**ACQUIRED (SIGNED):** Signed as a non-drafted free agent in 2016 (7/2/16)

YR	CLUB	AVG	G	AB	R	H	2B	3B	HR	RBI	SH	SF	HB	BB	SO	SB	CS	SLG	OBP	E
17	DSL Mets1 (R)	.267	64	240	36	64	16	9	2	35	0	2	5	22	60	6	5	.433	.338	21
	GCL Mets (R)	.176	4	17	1	3	2	1	0	2	0	0	1	6	0	0	0	.412	.222	5
18	GCL Mets (R)	.267	46	150	20	40	13	1	0	18	2	2	0	15	39	4	3	.367	.329	6
19	Kingsport (R)	.251	52	187	26	47	7	1	2	12	1	0	2	12	61	3	2	.332	.303	22
Minor League Totals		.259	594	83	154	154	38	12	4	67	3	4	7	50	166	13	10	.384	.322	54

FARGAS, JOHNESHWY OUTFIELDER**MAJOR LEAGUE INVITE****FELIZ, JOON** RIGHT-HANDED PITCHER

HT: 5-11 WT: 198 B/T: Right/Right

BORN: 7/11/00 in Polo, Dominican Republic**RESIDES:** Polo, Dominican Republic**ACQUIRED (SIGNED):** Signed as a non-drafted free agent in 2019 (3/7/19).

YR	CLUB	W-L	ERA	G	GS	CG	SHO	SV	IP	H	R	ER	HR	HB	BB	SO	WP	BK
19	DSL Mets1 (R)	2-1	2.29	10	5	0	0	0	19.2	15	7	5	0	2	10	24	7	2

FERMIN, EDGARDO INFIELDER

HT: 6-2 WT: 170 B/T: Right/Right

BORN: 5/28/98 in Puerto Ordaz, Venezuela**RESIDES:** Puerto Ordaz, Venezuela**SIGNING SCOUTS:** Nestor Moreno & Héctor Rincones**ACQUIRED (SIGNED):** Signed as a non-drafted free agent in 2014 (7/2/14)

YR	CLUB	AVG	G	AB	R	H	2B	3B	HR	RBI	SH	SF	HB	BB	SO	SB	CS	SLG	OBP	E
15	DSL Mets1 (R)	.262	47	164	33	43	3	0	2	21	4	2	7	26	37	6	2	.317	.382	17
16	DSL Mets1 (R)	.230	57	174	18	40	5	5	0	22	1	4	4	32	27	10	2	.316	.355	4
17	Kingsport (R)	.352	17	71	19	25	7	0	0	10	0	0	0	9	14	1	2	.451	.425	9
	Brooklyn (A)	.219	23	73	7	16	1	1	1	5	0	0	0	8	22	3	0	.301	.296	0
18	Columbia (A)	.210	109	429	56	90	19	7	8	39	3	7	4	28	108	9	8	.343	.261	18
19	St. Lucie (A)	.258	37	128	15	33	8	1	1	15	0	0	2	7	40	5	0	.359	.307	6
	Binghamton (AA)	.314	14	35	5	11	3	1	0	3	1	1	2	3	10	2	1	.457	.390	0
Minor League Totals		.240	304	1074	153	258	46	15	12	115	9	14	19	113	258	36	15	.345	.320	54

FIGUEROA, ALVARO RIGHT-HANDED PITCHER

HT: 6-3 WT: 178 B/T: Right/Right

BORN: 3/4/02 in San Pedro de Macoris, Dominican Republic**RESIDES:** San Pedro de Macoris, Dominican Republic**ACQUIRED (SIGNED):** Signed as a non-drafted free agent in 2019 (3/2/19).

YR	CLUB	W-L	ERA	G	GS	CG	SHO	SV	IP	H	R	ER	HR	HB	BB	SO	WP	BK
19	DSL Mets1 (R)	1-3	5.24	18	0	0	0	0	34.1	28	25	20	1	4	27	36	11	2

FLORES, YADIEL RIGHT-HANDED PITCHER

HT: 6-2 WT: 165 B/T: Right/Right

BORN: 7/31/99 in Yabucoa, Puerto Rico**RESIDES:** Yabucoa, Puerto Rico**SIGNING SCOUT:** César Aranguren**ACQUIRED (SIGNED):** Mets 20th-round pick in the 2017 First-Year Player Draft (6/26/17)

YR	CLUB	W-L	ERA	G	GS	CG	SHO	SV	IP	H	R	ER	HR	HB	BB	SO	WP	BK
17	GCL Mets (R)	0-0	5.19	8	0	0	0	1	8.2	12	9	5	0	4	7	6	2	4
18	GCL Mets (R)	0-0	6.39	16	0	0	0	0	12.2	22	9	9	2	2	3	9	1	1
19	Kingsport (R)	1-1	4.37	17	0	0	0	1	22.2	25	19	11	1	1	16	21	12	0
Minor League Totals		1-1	5.11	41	0	0	0	2	44.0	59	37	25	3	7	26	36	15	5

FRANCO, JHON RIGHT-HANDED PITCHER

HT: 6-0 WT: 175 B/T: Right/Right

BORN: 8/24/99 in Estadio Sucre, Venezuela**RESIDES:** Estadio Sucre, Venezuela**SIGNING SCOUT:** Nestor Moreno**ACQUIRED (SIGNED):** Signed as a non-drafted free agent in 2018 (7/2/18).

YR	CLUB	W-L	ERA	G	GS	CG	SHO	SV	IP	H	R	ER	HR	HB	BB	SO	WP	BK
19	DSL Mets2 (R)	0-1	5.23	5	0	0	0	0	10.1	16	12	6	0	2	7	5	5	0
	DSL Mets1 (R)	0-0	9.00	0	0	0	0	0	10.0	19	12	10	3	0	4	9	1	1
Minor League Totals		0-1	7.08	11	0	0	0	0	20.1	35	24	16	3	2	11	14	6	1

FRYMAN, BRANDEN INFIELDER

HT: 6-2 WT: 165 B/T: Right/Right

BORN: 3/16/98 in Pensacola, FL**RESIDES:** Molino, FL**SIGNING SCOUT:** Tommy Jackson**ACQUIRED (SIGNED):** Mets 21st-round pick in the 2019 First-Year Player Draft (6/9/19)**CAREER NOTES****Personal...**Is the son of former major leaguer Travis Fryman, who was a five-time All-Star for Detroit (1990-1997) and Cleveland (1998-2002).

YR	CLUB	AVG	G	AB	R	H	2B	3B	HR	RBI	SH	SF	HB	BB	SO	SB	CS	SLG	OBP	E
19	GCL Mets (R)	.357	4	14	4	5	2	0	0	6	0	1	1	1	2	0	0	.500	.412	0
	Brooklyn (A)	.356	13	45	4	16	2	0	0	4	0	0	0	3	7	4	2	.400	.396	2
Minor League Totals		.356	17	59	8	21	4	0	0	10	0	1	1	4	9	4	2	.424	.400	2

GACONI, COREY RIGHT-HANDED PITCHER

HT: 6-4 WT: 215 B/T: Right/Right

BORN: 1/22/97 in Metairie, LA

HIGH SCHOOL: Brother Martin HS (LA)

RESIDES: Metairie, LA University

COLLEGE: Southeastern Louisiana

SIGNING SCOUT: Jet Butler

ACQUIRED (SIGNED): Signed as a non-drafted free agent in 2019 (6/21/19).

YR	CLUB	W-L	ERA	G	GS	CG	SHO	SV	IP	H	R	ER	HR	HB	BB	SO	WP	BK
19	Kingsport (R)	0-0	2.25	2	0	0	0	0	4.0	3	1	1	0	0	1	2	0	0
	Brooklyn (A)	4-1	4.54	12	0	0	0	0	33.2	37	17	17	3	0	2	25	3	0
Minor League Totals		4-1	4.30	14	0	0	0	0	37.2	40	18	18	3	0	3	27	3	0

GADDIS, NIC INFIELDER

HT: 5-11 WT: 171 B/T: Right/Right

BORN: 10/12/96 in Chattanooga, TN

HIGH SCHOOL: Dade County HS (GA)

RESIDES: Trenton, GA

COLLEGE: Jacksonville State

SIGNING SCOUT: Tommy Jackson

ACQUIRED (SIGNED): Mets 16th-round pick in the 2019 First-Year Player Draft (6/9/19)

YR	CLUB	AVG	G	AB	R	H	2B	3B	HR	RBI	SH	SF	HB	BB	SO	SB	CS	SLG	OBP	E
19	GCL Mets (R)	.197	25	71	9	14	1	1	2	9	2	2	3	12	13	2	0	.324	.330	9
	Brooklyn (A)	.184	15	49	4	9	2	0	0	3	2	0	1	5	15	1	1	.224	.273	5
Minor League Totals		.192	40	120	13	23	3	1	2	12	4	2	4	17	28	3	1	.283	.308	14

GARAY, GAVIN INFIELDER

HT: 6-2 WT: 205 B/T: Right/Right

BORN: 6/18/97 in LaGrangeville, NY

HIGH SCHOOL: Kennedy Catholic (NY)

RESIDES: LaGrangeville, NY

COLLEGE: St. Petersburg College

SIGNING SCOUT: Jon Updike

ACQUIRED (SIGNED): Mets 26th-round pick in the 2017 First-Year Player Draft (6/19/17)

YR	CLUB	AVG	G	AB	R	H	2B	3B	HR	RBI	SH	SF	HB	BB	SO	SB	CS	SLG	OBP	E
17	Kingsport (R)	.246	36	130	22	32	5	0	3	13	0	1	2	10	47	1	0	.354	.308	5
18	Kingsport (R)	.329	18	70	15	23	3	0	5	20	0	2	1	4	17	0	0	.586	.364	2
19	Brooklyn (A)	.253	31	99	10	25	5	0	2	11	0	1	0	6	34	0	0	.364	.292	1
Minor League Totals		.268	85	299	47	80	13	0	10	44	0	4	3	20	98	1	0	.411	.316	8

GARCÍA, BENITO RIGHT-HANDED PITCHER

HT: 6-0 WT: 165 B/T: Right/Right

BORN: 3/10/00 in Santo Domingo, Dominican Republic

RESIDES: Santo Domingo, Dominican Republic

SIGNING SCOUT: Fernando Encarnación

ACQUIRED (SIGNED): Signed as a non-drafted free agent in 2017 (11/23/17)

YR	CLUB	W-L	ERA	G	GS	CG	SHO	SV	IP	H	R	ER	HR	HB	BB	SO	WP	BK
18	DSL Mets1 (R)	2-3	3.93	14	10	0	0	1	50.1	51	27	22	1	2	11	58	6	4
19	DSL Mets1 (R)	0-0	1.13	2	2	0	0	0	8.0	5	2	1	0	1	0	8	0	0
	Kingsport (R)	2-4	6.45	13	9	0	0	0	44.2	53	41	32	5	1	19	43	9	0
Minor League Totals		4-7	4.81	29	21	0	0	1	103.0	109	70	55	6	4	30	109	15	4

GENORD, JOE INFIELDER

HT: 6-1 WT: 227 B/T: Right/Right

BORN: 8/17/96 in Boca Raton, Florida

HIGH SCHOOL: Park Vista (FL)

RESIDES: Lake Worth, FL

COLLEGE: USF

SIGNING SCOUT: Jon Updike

ACQUIRED (SIGNED): Mets ninth-round pick in the 2019 First-Year Player Draft (6/9/19)

CAREER NOTES

2019...Named to the NYPL All-Star team with Brooklyn (A)...Earned Player of the Week honors for Brooklyn (A) in the New York-Penn League for the week of July 7.

YR	CLUB	AVG	G	AB	R	H	2B	3B	HR	RBI	SH	SF	HB	BB	SO	SB	CS	SLG	OBP	E
19	Brooklyn (A)	.204	64	216	30	44	13	0	9	44	0	6	8	15	65	2	0	.389	.273	4

GERMÁN, ANDRÉS RIGHT-HANDED PITCHER

HT: 6-1 WT: 150 B/T: Right/Right

BORN: 5/16/97 in San Cristobal, Dominican Republic**RESIDES:** Nigua, Dominican Republic**ACQUIRED (SIGNED):** Signed as a non-drafted free agent in 2016 (9/8/16)

YR	CLUB	W-L	ERA	G	GS	CG	SHO	SV	IP	H	R	ER	HR	HB	BB	SO	WP	BK
17	DSL Mets2 (R)	0-1	4.55	7	6	0	0	0	27.2	34	15	14	1	4	7	12	3	0
	DSL Mets1 (R)	2-1	3.00	6	0	0	0	1	15.0	11	5	5	2	0	8	11	2	0
18	DSL Mets2 (R)	2-2	3.13	9	6	1	0	0	37.1	36	19	13	0	3	10	29	2	0
	DSL Mets1 (R)	3-0	0.76	6	6	1	0	0	35.2	21	6	3	1	4	5	29	1	0
19	GCL Mets (R)	1-0	6.75	1	0	0	0	0	4.0	8	3	3	0	0	0	3	0	0
	Kingsport (R)	3-1	3.55	11	6	0	0	0	38.0	42	21	15	6	0	7	29	4	0
Minor League Totals		11-5	3.03	40	24	2	0	1	157.2	152	69	53	10	11	37	113	12	0

GHELFI, MITCH CATCHER

HT: 5-11 WT: 185 B/T: Switch/Right

BORN: 9/24/92 in La Crosse, WI**RESIDES:** Wesley Chapel, FL**SIGNING SCOUT:** Harvey Kuenn, Jr. (Milwaukee)**ACQUIRED (SIGNED):** Mets Rule 5 Draft Pick in the 2018 Rule 5 Draft (12/13/18)**CAREER NOTES**

College... Played four years at UW-Milwaukee...In 2013, he was named to the Louisville Slugger Freshman All-American Team and Perfect Game College Freshman All-American First Team...High School...Was an all-conference hockey and soccer player...Personal...His father, Andy, played in the Cleveland and San Francisco organizations...His uncle, Tony, played in the Cleveland, Philadelphia and San Diego organizations, and his grandfather Richard played in the St. Louis organization...His brother Drew also played in the Brewers system from 2013-14.

YR	CLUB	AVG	G	AB	R	H	2B	3B	HR	RBI	SH	SF	HB	BB	SO	SB	CS	SLG	OBP	E
15	AZL Brewers (R)	.189	13	37	5	7	0	1	0	3	0	0	0	3	12	1	1	.243	.250	0
	Helena (R)	.306	20	72	10	22	5	0	0	9	0	0	0	11	14	0	0	.375	.398	0
16	Wisconsin (A)	.326	73	285	44	93	15	1	5	32	0	1	6	23	58	3	2	.439	.387	3
	Brevard County (A)	.248	30	117	9	29	10	0	0	12	0	0	3	1	22	1	0	.333	.273	1
17	Carolina (A)	.304	17	56	5	17	5	1	0	5	0	0	0	5	11	2	2	.429	.361	0
	AZL Brewers (R)#	.200	2	5	1	1	0	0	1	2	0	0	0	2	2	0	0	.800	.429	0
	Wisconsin (A)	.211	17	57	4	12	4	0	0	7	0	2	3	3	12	0	0	.281	.277	0
18	Carolina (A)	.143	7	21	2	3	0	0	0	1	0	0	0	1	7	1	0	.143	.182	1
	Biloxi (AA)	.220	14	50	1	11	1	0	0	1	0	0	2	3	6	1	0	.240	.291	1
	Mobile (AA)	.272	24	81	11	22	4	1	3	17	0	2	0	6	19	3	0	.457	.315	1
19	St. Lucie (A)	.240	57	183	24	44	3	2	1	21	2	3	0	19	50	6	0	.295	.307	2
	GCL Mets (R)	.222	3	9	1	2	0	0	0	2	0	2	0	0	3	0	0	.222	.182	0
Minor League Totals		.270	277	973	117	263	47	6	10	112	2	10	14	77	216	18	5	.362	.330	9

GIBBONS, MICHAEL RIGHT-HANDED PITCHER

HT: 6-4 WT: 205 B/T: Right/Right

BORN: 4/24/93 in Hartford, CT**RESIDES:** Simsbury, CT**SIGNING SCOUT:** JP Ricciardi**ACQUIRED (SIGNED):** Signed as a non-drafted free agent in 2014 (8/22/14)

YR	CLUB	W-L	ERA	G	GS	CG	SHO	SV	IP	H	R	ER	HR	HB	BB	SO	WP	BK	
15	Binghamton (AA)	0-1	4.26	1	1	0	0	0	6.1	4	3	3	1	0	1	3	0	0	
	Brooklyn (A)	2-0	5.91	2	2	1	0	0	10.2	11	7	7	1	1	3	10	2	0	
	Savannah (A)	2-3	2.88	6	6	1	0	0	34.1	43	17	11	3	1	11	23	1	0	
	St. Lucie (A)	0-1	3.50	3	3	1	0	0	18.0	17	8	7	0	2	3	11	1	0	
16	Did Not Play - Injured																		
	GCL Mets (R)	0-0	20.25	1	1	0	0	0	1.1	2	3	3	1	0	1	2	0	0	
	Brooklyn (A)	0-2	7.59	3	3	0	0	0	10.2	14	9	9	0	1	6	12	1	0	
17	St. Lucie (A)	0-3	8.62	3	3	0	0	0	15.2	26	15	15	0	1	5	12	0	0	
	Binghamton (AA)	1-1	0.00	2	2	0	0	0	8.1	10	2	0	0	0	2	7	0	0	
18	St. Lucie (A)	5-7	3.51	18	17	0	0	0	89.2	83	40	35	6	4	35	69	4	0	
	Binghamton (AA)	3-5	5.06	8	8	0	0	0	37.1	38	24	21	7	2	18	40	4	0	
19	Brooklyn (A)	0-0	0.00	1	1	0	0	0	3.0	0	0	0	0	0	2	2	0	0	
	GCL Mets (R)	0-0	0.00	1	1	0	0	0	2.0	2	0	0	0	0	1	1	1	0	
Minor League Totals		13-23	4.21	49	48	3	0	0	237.1	250	128	111	19	12	88	192	14	0	

GILLIAM, RYLEY RIGHT-HANDED PITCHER**MAJOR LEAGUE INVITE****GOGGIN, DAN RIGHT-HANDED PITCHER****HT:** 6-2 **WT:** 215 **B/T:** Right/Right**BORN:** 6/9/97 in Philadelphia, Pennsylvania**HIGH SCHOOL:** Monsignor Bonner (PA)**RESIDES:** Drexel Hill, PA**COLLEGE:** James Madison University**SIGNING SCOUT:** Jim Thompson**ACQUIRED (SIGNED):** Mets 17th-round pick in the 2019 First-Year Player Draft (6/9/19)

YR	CLUB	W-L	ERA	G	GS	CG	SHO	SV	IP	H	R	ER	HR	HB	BB	SO	WP	BK
19	Brooklyn (A)	2-1	2.81	15	2	0	0	2	32.0	20	10	10	0	3	21	38	3	0

GÓMEZ, KEVIN RIGHT-HANDED PITCHER**HT:** 6-1 **WT:** 184 **B/T:** Right/Right**BORN:** 1/31/01 in Caucagua, Venezuela**RESIDES:** Caucagua, Venezuela**ACQUIRED (SIGNED):** Signed as a non-drafted free agent in 2018 (8/30/18)

YR	CLUB	W-L	ERA	G	GS	CG	SHO	SV	IP	H	R	ER	HR	HB	BB	SO	WP	BK
19																		

Did Not Pitch - Injured

GONZÁLEZ, BRAILIN LEFT-HANDED PITCHER**HT:** 6-2 **WT:** 180 **B/T:** Left/Left**BORN:** 9/23/99 in Nagua, María Trinidad Sanchez, Dominican Republic**RESIDES:** Nagua, María Trinidad Sanchez, Dominican Republic**SIGNING SCOUT:** Fernando Encarnación**ACQUIRED (SIGNED):** Signed as a non-drafted free agent in 2017 (8/14/17)

YR	CLUB	W-L	ERA	G	GS	CG	SHO	SV	IP	H	R	ER	HR	HB	BB	SO	WP	BK
18	DSL Mets2 (R)	4-4	3.71	14	11	0	0	0	51.0	50	25	21	1	5	23	53	8	1
19	GCL Mets (R)	2-0	3.68	13	0	0	0	1	22.0	18	13	9	1	4	14	24	5	0
Minor League Totals		6-4	3.70	27	11	0	0	1	73.0	68	38	30	2	9	37	77	13	1

GONZÁLEZ, HAROL RIGHT-HANDED PITCHER**HT:** 6-0 **WT:** 160 **B/T:** Switch/Right**BORN:** 3/2/95 in Santo Domingo, Dominican Republic**RESIDES:** Pedro Brand, Dominican Republic**SIGNING SCOUT:** Daurys Nin**ACQUIRED (SIGNED):** Signed as a non-drafted free agent in 2014 (3/26/14)**CAREER NOTES**

2019...Was selected as an Eastern League Mid-Season All-Star and earned Pitcher of the Week honors for the week of May 12...**2016...**Was a New York-Penn League Mid-Season All-Star and a Baseball America Short-Season All-Star.

YR	CLUB	W-L	ERA	G	GS	CG	SHO	SV	IP	H	R	ER	HR	HB	BB	SO	WP	BK
14	DSL Mets1 (R)	1-0	3.00	8	0	0	0	2	21.0	24	8	7	0	0	3	27	3	0
	DSL Mets2 (R)	1-3	3.41	7	7	0	0	0	29.0	27	18	11	1	5	8	26	10	0
15	Kingsport (R)	2-4	4.96	13	9	1	0	1	65.1	68	45	36	12	6	9	56	3	0
16	Brooklyn (A)	7-3	2.01	14	13	0	0	0	85.0	69	20	19	2	6	17	88	4	1
17	Columbia (A)	9-8	3.56	20	20	3	0	0	126.1	123	56	50	11	8	37	91	5	0
	St. Lucie (A)	0-1	3.18	3	3	0	0	0	11.1	10	7	4	2	1	3	9	0	0
18	St. Lucie (A)	1-6	2.82	13	12	2	0	0	73.1	62	27	23	6	5	19	59	7	0
	Las Vegas (AAA)	0-9	7.79	9	9	0	0	0	52.0	79	48	45	10	1	17	30	5	1
	Binghamton (AA)	0-1	3.00	1	1	1	0	0	6.0	4	2	2	0	0	2	1	0	0
19	Syracuse (AAA)	6-0	2.68	8	7	0	0	0	40.1	33	12	12	8	3	10	23	1	0
	Binghamton (AA)	6-4	3.14	17	16	0	0	0	97.1	83	37	34	12	3	23	89	6	0
Minor League Totals		33-39	3.60	113	97	7	0	3	607.0	582	280	243	64	38	148	499	44	2

GONZÁLEZ, SAÚL RIGHT-HANDED PITCHER**HT:** 6-7 **WT:** 235 **B/T:** Right/Right**BORN:** 12/28/99 in Cidra, Puerto Rico**HIGH SCHOOL:** Monteverde Academy (FL)**RESIDES:** Cidra, Puerto Rico**SIGNING SCOUT:** Jon Updike**ACQUIRED:** Mets 23rd-round pick in the 2018 First-Year Player Draft (6/23/18)

YR	CLUB	W-L	ERA	G	GS	CG	SHO	SV	IP	H	R	ER	HR	HB	BB	SO	WP	BK
18	GCL Mets (R)	0-0	11.57	3	0	0	0	0	2.1	5	3	3	1	0	2	1	1	0
19																		

Did Not Play - Injured

GORDON, COLE RIGHT-HANDED PITCHER

HT: 6-5 WT: 244 B/T: Left/Right

BORN: 10/2/95 in Tampa, Florida

HIGH SCHOOL: Steinbrenner (FL)

RESIDES: Tampa, Florida

COLLEGE: Mississippi State

SIGNING SCOUT: Jet Butler

ACQUIRED: Mets 32nd-round pick in the 2019 First-Year Player Draft (6/28/19)

YR	CLUB	W-L	ERA	G	GS	CG	SHO	SV	IP	H	R	ER	HR	HB	BB	SO	WP	BK
19	Columbia (A)	1-3	2.76	18	0	0	0	1	29.1	19	11	9	2	0	15	36	6	1
	Brooklyn (A)	0-0	0.00	1	0	0	0	0	1.0	1	0	0	0	0	0	3	0	0
Minor League Totals		1-3	2.67	19	0	0	0	1	30.1	20	11	9	2	0	15	39	6	1

GRANADILLO, GUILLERMO OUTFIELDER

HT: 5-11 WT: 197 B/T: Right/Right

BORN: 2/12/97 in Valencia, Venezuela

RESIDES: Maracaibo, Venezuela

SIGNING SCOUTS: Héctor Rincones & Ismael Pérez

ACQUIRED (SIGNED): Signed as a non-drafted free agent in 2015 (11/10/15)

CAREER NOTES

2018...Was named a Post-Season All-Star for Kingsport (R) of the Appalachian League.

YR	CLUB	AVG	G	AB	R	H	2B	3B	HR	RBI	SH	SF	HB	BB	SO	SB	CS	SLG	OBP	E
16	DSL Mets1 (R)	.286	68	248	26	71	15	0	2	33	3	2	3	22	33	22	8	.371	.356	6
17	GCL Mets (R)	.301	42	156	26	47	8	2	1	11	0	1	4	16	23	17	4	.397	.379	3
	Brooklyn (A)	.236	19	55	6	13	1	0	0	2	1	0	0	5	12	5	2	.255	.300	1
18	Kingsport (R)	.303	51	198	44	60	3	0	1	23	2	0	5	26	38	21	8	.333	.397	2
19	Columbia (A)	.198	36	106	8	21	4	2	0	8	2	3	1	2	20	0	0	.274	.214	2
	Brooklyn (A)	.256	14	43	8	11	2	1	0	2	1	0	1	1	13	4	1	.349	.289	0
Minor League Totals		.277	230	806	118	223	33	5	4	79	9	6	14	75	139	69	23	.345	.346	14

GUERRERO, GREGORY INFIELDER

HT: 6-0 WT: 186 B/T: Right/Right

BORN: 1/20/99 in Bani, Dominican Republic

RESIDES: Bani, Dominican Republic

SIGNING SCOUT: Daurys Nin

ACQUIRED (SIGNED): Signed as a non-drafted free agent in 2015 (7/2/15)

CAREER NOTES

Personal...Valedictorian of the 2017 Cenepec Graduation which he attended at the Mets Dominican Academy.

YR	CLUB	AVG	G	AB	R	H	2B	3B	HR	RBI	SH	SF	HB	BB	SO	SB	CS	SLG	OBP	E
16	DSL Mets1 (R)	.247	64	247	32	61	10	0	0	20	1	4	2	28	51	10	2	.287	.324	12
17	GCL Mets (R)	.217	38	143	17	31	3	1	0	12	2	1	1	7	27	1	3	.252	.257	10
18																				
19	Kingsport (R)	.222	53	189	31	42	7	2	6	23	1	0	2	26	55	2	0	.376	.323	8
Minor League Totals		.231	155	579	80	134	20	3	6	55	4	5	5	61	133	13	5	.307	.308	30

GUZMÁN, RAMÓN RIGHT-HANDED PITCHER

HT: 6-4 WT: 154 B/T: Right/Right

BORN: 10/16/96 in San Pedro de Macoris, Dominican Republic

RESIDES: San Pedro de Macoris, Dominican Republic

SIGNING SCOUT: Fernando Encarnación

ACQUIRED: Signed as a non-drafted free agent in 2016 (11/12/16)

YR	CLUB	W-L	ERA	G	GS	CG	SHO	SV	IP	H	R	ER	HR	HB	BB	SO	WP	BK
17	DSL Mets1 (R)	1-1	1.25	13	3	0	0	4	43.1	33	10	6	1	0	11	34	6	0
18	DSL Mets2 (R)	0-0	7.45	3	3	0	0	0	9.2	13	8	8	1	1	4	9	2	0
	GCL Mets (R)	5-2	2.05	11	5	0	0	0	48.1	42	18	11	1	4	18	36	2	2
19	Kingsport (R)	1-2	4.95	16	7	0	0	0	43.2	38	26	24	4	6	19	35	6	1
Minor League Totals		7-5	3.04	43	18	0	0	4	145.0	126	62	49	7	11	52	114	16	3

HAGER, JAKE INFIELDER

HT: 6-1 WT: 170 B/T: Right/Right

MAJOR LEAGUE INVITE

HAMMER, ZACHARY RIGHT-HANDED PITCHER

HT: 6-2 WT: 165 B/T: Right/Right

BORN: 7/4/00 in Stony Point, NC

HIGH SCHOOL: Alexander Central (NC)

RESIDES: Stony Point, NC

SIGNING SCOUT: Daniel Coles

ACQUIRED: Mets 21st-round pick in the 2018 First-Year Player Draft (7/5/18)

YR	CLUB	W-L	ERA	G	GS	CG	SHO	SV	IP	H	R	ER	HR	HB	BB	SO	WP	BK
18	GCL Mets (R)	0-1	19.29	3	0	0	0	0	2.1	4	5	5	0	1	3	3	1	1
19	GCL Mets (R)	2-1	2.90	10	2	0	0	0	31.0	25	11	10	0	3	18	27	4	0
Minor League Totals		2-2	4.05	13	2	0	0	0	33.1	29	16	15	0	4	21	30	5	1

HARDY, BRENDAN RIGHT-HANDED PITCHER

HT: 6-4 WT: 170 B/T: Right/Right

BORN: 12/15/99 in Gulfport, MS

HIGH SCHOOL: Harrison Central (MS)

RESIDES: Gulfport, MS

SIGNING SCOUT: Jet Butler

ACQUIRED: Mets 31st-round pick in the 2018 First-Year Player Draft (6/9/18)

YR	CLUB	W-L	ERA	G	GS	CG	SHO	SV	IP	H	R	ER	HR	HB	BB	SO	WP	BK
18	GCL Mets (R)	1-1	3.31	9	0	0	0	0	16.1	11	9	6	1	1	14	19	2	0
19	Kingsport (R)	2-1	6.83	16	0	0	0	0	27.2	19	24	21	3	3	25	29	8	0
Minor League Totals		3-2	5.52	25	0	0	0	0	44.0	30	33	27	4	4	39	48	10	0

HEJKA, JOSH RIGHT-HANDED PITCHER

HT: 6-1 WT: 175 B/T: Right/Right

BORN: 3/20/97 in Dearborn, Michigan

HIGH SCHOOL: Divine Child High (MI)

RESIDES: West Palm Beach, FL

SIGNING SCOUT: Brian Hayes

ACQUIRED (SIGNED): Signed as a non-drafted free agent in 2019 (6/27/19)

YR	CLUB	W-L	ERA	G	GS	CG	SHO	SV	IP	H	R	ER	HR	HB	BB	SO	WP	BK
19	Brooklyn (A)	2-0	2.25	11	0	0	0	1	12.0	13	5	3	0	2	3	14	1	0
	Kingsport (R)	0-0	0.00	11	0	0	0	3	8.1	4	0	0	0	0	2	10	0	0
Minor League Totals		2-0	1.33	22	0	0	0	4	20.1	17	5	3	0	2	5	24	1	0

HERNÁNDEZ, ADRIÁN OUTFIELDER

HT: 5-9 WT: 210 B/T: Right/Right

BORN: 2/8/01 in Santo Domingo, Dominican Republic

RESIDES: Santo Domingo, Dominican Republic

SIGNING SCOUT: Fernando Encarnación

ACQUIRED (SIGNED): Signed as a non-drafted free agent in 2017 (7/2/17)

YR	CLUB	AVG	G	AB	R	H	2B	3B	HR	RBI	SH	SF	HB	BB	SO	SB	CS	SLG	OBP	E
18	DSL Mets1 (R)	.261	63	249	50	65	12	2	5	34	0	1	18	17	52	9	5	.386	.351	0
19	GCL Mets (R)	.286	4	14	3	4	2	0	1	1	0	0	1	1	4	2	1	.643	.375	1
Minor League Totals		.262	67	263	53	69	14	2	6	35	0	1	19	18	56	11	6	.399	.352	1

HERNÁNDEZ, CARLOS RIGHT-HANDED PITCHER

HT: 5-11 WT: 172 B/T: Right/Right

BORN: 11/3/94 in Duarte, Dominican Republic

RESIDES: Duarte, Dominican Republic

SIGNING SCOUT: Daurys Nin

ACQUIRED (SIGNED): Signed as a non-drafted free agent in 2014 (2/6/14)

YR	CLUB	W-L	ERA	G	GS	CG	SHO	SV	IP	H	R	ER	HR	HB	BB	SO	WP	BK
14	DSL Mets2 (R)	3-5	5.61	17	9	0	0	1	59.1	61	44	37	2	7	33	37	7	2
15	DSL Mets2 (R)	4-2	2.57	15	15	0	0	0	70.0	66	24	20	0	8	20	59	11	0
16	DSL Mets1 (R)	1-0	3.00	3	3	0	0	0	15.0	11	6	5	1	1	3	11	1	0
	GCL Mets (R)	1-8	5.07	11	10	0	0	0	55.0	58	33	31	3	7	15	43	1	0
17	Kingsport (R)	3-3	4.62	12	11	0	0	0	64.1	64	45	33	7	2	28	59	3	0
18	Columbia (A)	1-3	3.59	28	0	0	0	4	42.2	31	21	17	4	3	19	51	3	1
	St. Lucie (A)	0-0	1.59	3	0	0	0	0	5.2	3	1	1	0	0	3	4	0	0
19	St. Lucie (A)	1-4	4.33	38	0	0	0	1	68.2	58	36	33	4	7	25	60	7	0
Minor League Totals		14-25	4.18	127	48	0	0	6	380.2	352	210	177	21	35	146	324	33	3

HERNÁNDEZ, JOSE CATCHER

HT: 5-11 WT: 190 B/T: Right/Right

BORN: 5/13/02 in Santo Domingo, Dominican Republic**RESIDES:** Santo Domingo, Dominican Republic**SIGNING SCOUT:** Fernando Encarnación**ACQUIRED (SIGNED):** Signed as a non-drafted free agent in 2019 (2/21/19)

YR	CLUB	AVG	G	AB	R	H	2B	3B	HR	RBI	SH	SF	HB	BB	SO	SB	CS	SLG	OBP	E
19	DSL Mets1 (R)	.500	3	12	3	6	1	0	0	1	0	0	0	0	3	0	0	.583	.500	2
	DSL Mets2 (R)	.262	39	126	29	33	3	0	1	7	0	0	5	28	41	9	3	.310	.415	6
Minor League Totals		.283	42	138	32	39	4	0	1	8	0	0	5	28	44	9	3	.333	.421	8

HERNÁNDEZ, KEVIN LEFT-HANDED PITCHER

HT: 6-1 WT: 170 B/T: Left/Left

BORN: 4/23/01 in Maracay, Venezuela**RESIDES:** Maracay, Venezuela**SIGNING SCOUT:** Andres Nuñez**ACQUIRED (SIGNED):** Signed as a non-drafted free agent in 2018 (7/2/18)

YR	CLUB	W-L	ERA	G	GS	CG	SHO	SV	IP	H	R	ER	HR	HB	BB	SO	WP	BK
18	DSL Mets2 (R)	0-2	6.50	6	5	0	0	0	18.0	21	18	13	2	0	9	14	3	0
19	DSL Mets2 (R)	1-0	5.82	14	1	0	0	0	21.2	22	18	14	0	1	20	17	7	1
	DSL Mets1 (R)	2-1	1.78	5	5	0	0	0	25.1	21	7	5	0	1	7	29	3	0
Minor League Totals		3-3	4.43	25	11	0	0	0	65.0	64	43	32	2	2	36	61	13	1

HICKEY, MITCH RIGHT-HANDED PITCHER

HT: 6-0 WT: 184 B/T: Right/Right

BORN: 11/16/95 in San José, CA**RESIDES:** San José, CA**SIGNING SCOUT:** Evan Wise**ACQUIRED (SIGNED):** Mets 28th-round pick in the 2018 First-Year Player Draft (6/13/18)

YR	CLUB	W-L	ERA	G	GS	CG	SHO	SV	IP	H	R	ER	HR	HB	BB	SO	WP	BK
18	Kingsport (R)	1-0	3.71	13	0	0	0	2	17.0	15	8	7	3	0	12	18	4	0
19																		

Did Not Pitch - Injured

HOLDERMAN, COLIN RIGHT-HANDED PITCHER

HT: 6-7 WT: 240 B/T: Right/Right

BORN: 10/8/95 in Bourbonnais, IL**RESIDES:** Normal, IL**SIGNING SCOUT:** Chris Hervey**ACQUIRED (SIGNED):** Mets ninth-round pick in the 2016 First-Year Player Draft (6/21/16)

YR	CLUB	W-L	ERA	G	GS	CG	SHO	SV	IP	H	R	ER	HR	HB	BB	SO	WP	BK
16	Kingsport (R)	1-0	3.86	13	0	0	0	3	18.2	17	10	8	1	0	11	13	1	0
17	Columbia (A)	2-3	4.94	7	7	0	0	0	31.0	24	20	17	2	5	11	25	4	0
	GCL Mets (R)	0-0	0.00	1	0	0	0	0	1.0	0	0	0	0	0	2	0	0	0
	Brooklyn (A)	0-0	7.20	2	2	0	0	0	5.0	5	5	4	1	0	4	5	2	0
18																		
19	St. Lucie (A)	1-0	0.00	1	1	0	0	0	6.1	4	0	0	0	0	2	4	0	0
	Columbia (A)	3-2	4.09	13	12	0	0	0	55.0	50	28	25	3	6	25	41	7	1
	Brooklyn (A)	0-0	1.80	2	2	0	0	0	5.0	2	1	1	0	0	2	4	0	0
Minor League Totals		7-5	4.06	39	24	0	0	3	122.0	102	64	55	7	11	57	92	14	1

HRBEK, DANNY RIGHT-HANDED PITCHER

HT: 5-11 WT: 195 B/T: Left/Right

BORN: 12/27/94 in Effort, PA

HIGH SCHOOL: Pleasant Valley (PA)

RESIDES: Effort, PA

COLLEGE: Radford University (VA)

SIGNING SCOUT: Joel Matthews (Kansas City)

ACQUIRED (SIGNED): Signed as a minor league free agent in 2019 (6/22/19)

YR	CLUB	W-L	ERA	G	GS	CG	SHO	SV	IP	H	R	ER	HR	HB	BB	SO	WP	BK
17	AZL Royals (R)	0-1	4.91	3	0	0	0	1	3.2	4	4	2	0	0	2	6	0	0
	Idaho Falls (R)	0-1	8.41	12	0	0	0	0	20.1	28	21	19	4	3	17	28	4	0
18	Lexington (A)	4-2	4.50	24	0	0	0	0	36.0	24	21	18	5	5	16	35	9	0
19	Evansville (Ind.)	1-2	1.08	15	0	0	0	5	16.2	9	4	2	0	4	5	27	4	0
	Columbia (A)	4-0	3.12	20	0	0	0	0	40.1	38	14	14	4	6	11	50	4	0
Minor League Totals		8-4	4.75	59	0	0	0	1	100.1	94	60	53	13	14	46	119	17	0
Independent Totals		1-2	1.08	15	0	0	0	5	16.2	9	4	2	0	4	5	27	4	0

HUERTAS, JOEL LEFT-HANDED PITCHER

HT: 6-3 WT: 236 B/T: Switch/Left

BORN: 2/14/96 in Dorado, Puerto Rico

HIGH SCHOOL: Colegio Carmen Sol (PR)

RESIDES: Dorado, Puerto Rico

SIGNING SCOUT: César Aranguren

ACQUIRED (SIGNED): Mets 16th-round pick in the 2014 First-Year Player Draft (6/30/14)

YR	CLUB	W-L	ERA	G	GS	CG	SHO	SV	IP	H	R	ER	HR	HB	BB	SO	WP	BK
14	GCL Mets (R)	1-0	6.35	8	0	0	0	0	11.1	8	9	8	0	3	12	14	2	0
15	GCL Mets (R)	3-4	4.65	11	10	1	0	0	50.1	48	28	26	0	4	22	60	3	0
16	Brooklyn (A)	2-3	8.03	6	4	0	0	0	24.2	37	23	22	0	5	7	23	0	0
	Kingsport (R)	0-0	5.32	6	4	0	0	0	23.2	22	17	14	1	5	13	26	2	0
17	St. Lucie (A)	0-0	6.00	1	0	0	0	0	3.0	3	2	2	0	0	1	4	0	0
	Columbia (A)	0-2	10.80	3	1	0	0	0	8.1	12	10	10	0	0	4	6	3	0
18	Brooklyn (A)	0-1	20.25	3	0	0	0	0	4.0	7	9	9	1	6	4	4	2	0
	Kingsport (R)	0-0	19.29	5	0	0	0	0	4.2	5	10	10	0	1	12	8	6	0
19	Did Not Pitch - Injured																	
Minor League Totals		6-10	6.99	43	19	1	0	0	130.0	142	108	101	2	24	75	145	18	0

HUIZI, EIKER RIGHT-HANDED PITCHER

HT: 6-0 WT: 155 B/T: Right/Right

BORN: 9/24/00 in Caracas, Venezuela

RESIDES: Caracas, Venezuela

SIGNING SCOUT: Carlos Pérez

ACQUIRED (SIGNED): Signed as a non-drafted free agent in 2018 (1/12/18)

YR	CLUB	W-L	ERA	G	GS	CG	SHO	SV	IP	H	R	ER	HR	HB	BB	SO	WP	BK
18	DSL Mets2 (R)	0-0	1.59	5	0	0	0	0	5.2	6	4	1	0	1	3	5	2	0
19	DSL Mets2 (R)	5-4	4.31	20	0	0	0	4	39.2	37	24	19	1	4	26	37	7	0
	DSL Mets1 (R)	0-0	8.10	1	0	0	0	0	3.1	4	4	3	0	0	2	1	0	1
Minor League Totals		5-4	4.25	26	0	0	0	4	48.2	47	32	23	1	5	31	43	9	1

HUTCHINSON, BRYCE RIGHT-HANDED PITCHER

HT: 6-6 WT: 245 B/T: Right/Right

BORN: 10/21/98 in Port Orange, FL

HIGH SCHOOL: DeLand (FL)

RESIDES: Port Orange, FL

SIGNING SCOUT: Jon Updike

ACQUIRED (SIGNED): Mets 12th-round pick in the 2017 First-Year Player Draft (7/15/17)

YR	CLUB	W-L	ERA	G	GS	CG	SHO	SV	IP	H	R	ER	HR	HB	BB	SO	WP	BK
17	GCL Mets (R)	0-0	4.70	5	2	0	0	0	7.2	7	7	4	0	0	6	6	0	0
18	GCL Mets (R)	1-2	2.25	9	5	0	0	0	20.0	18	12	5	1	1	7	13	0	0
19	Columbia (A)	4-7	3.73	31	7	0	0	2	91.2	91	51	38	5	5	29	71	4	3
Minor League Totals		5-9	3.54	45	14	0	0	2	119.1	116	70	47	6	6	42	90	4	3

JAMES, CHRISTIAN RIGHT-HANDED PITCHER

HT: 6-3 WT: 210 B/T: Right/Right

BORN: 5/24/98 in Tampa, FL

HIGH SCHOOL: East Lake HS (FL)

RESIDES: Tarpon Springs, FL

SIGNING SCOUT: Jon Updike

ACQUIRED (SIGNED): Mets 14th-round pick in the 2016 First-Year Player Draft (6/13/16)

YR	CLUB	W-L	ERA	G	GS	CG	SHO	SV	IP	H	R	ER	HR	HB	BB	SO	WP	BK
16	GCL Mets (R)	0-1	0.52	14	0	0	0	3	17.1	11	2	1	0	1	5	15	2	0
17	Kingsport (R)	2-3	4.18	11	11	0	0	0	51.2	54	29	24	3	4	16	58	7	2
18	Binghamton (AA)	0-1	2.25	1	1	0	0	0	4.0	3	1	1	0	0	1	4	0	0
	St. Lucie (A)	0-0	0.00	1	1	0	0	0	5.0	1	1	0	0	0	0	5	0	0
	Brooklyn (A)	4-2	2.01	13	13	0	0	0	71.2	61	22	16	4	5	20	45	3	0
19	Columbia (A)	3-11	5.07	24	21	0	0	0	113.2	132	78	64	6	11	46	76	12	0
Minor League Totals		9-18	3.62	64	47	0	0	3	263.1	262	133	106	13	21	88	203	24	2

JIMÉNEZ, JURGEN RIGHT-HANDED PITCHER

HT: 6-2 WT: 197 B/T: Right/Right

BORN: 1/14/96 in Juan Griego, Venezuela

RESIDES: Santa Ana, Venezuela

SIGNING SCOUTS: Héctor Moreno & Héctor Rincones

ACQUIRED (SIGNED): Signed as a non-drafted free agent in 2014 (7/2/14)

YR	CLUB	W-L	ERA	G	GS	CG	SHO	SV	IP	H	R	ER	HR	HB	BB	SO	WP	BK
15	DSL Mets2 (R)	2-1	5.52	16	0	0	0	2	31.0	38	26	19	1	4	15	28	5	0
16	DSL Mets2 (R)	0-4	5.18	16	7	0	0	0	40.0	50	36	23	0	5	20	32	8	0
17	DSL Mets1 (R)	5-2	2.40	14	7	0	0	0	48.2	31	18	13	1	1	17	33	8	0
18	DSL Mets2 (R)	0-1	2.25	3	3	0	0	0	12.0	9	3	3	1	1	5	7	1	0
	GCL Mets (R)	3-2	5.19	6	4	0	0	0	26.0	26	15	15	2	0	13	20	5	0
19									Did Not Pitch - Injured									
Minor League Totals		10-10	4.17	55	21	0	0	2	157.2	154	98	73	5	11	70	120	27	0

JONES, NATHAN RIGHT-HANDED PITCHER

HT: 6-1 WT: 200 B/T: Right/Right

BORN: 1/6/97 in Shreveport, LA

HIGH SCHOOL: Loyola College Prep (LA)

RESIDES: Shreveport, LA

COLLEGE: Northwestern State

ACQUIRED (SIGNED): Mets fifth-round pick in the 2019 First-Year Player Draft (6/9/19)

CAREER NOTES

College...Struck out a career-high 80 batters in 81.0 innings during his senior season at Northwestern State.

YR	CLUB	W-L	ERA	G	GS	CG	SHO	SV	IP	H	R	ER	HR	HB	BB	SO	WP	BK
19	Brooklyn (A)	0-2	6.59	7	7	0	0	0	13.2	10	10	10	3	0	8	14	1	0

JUAREZ, DANIEL LEFT-HANDED PITCHER

HT: 5-11 WT: 155 B/T: Left/Left

BORN: 9/28/00 in Guigue, Dominican Republic

RESIDES: Guigue, Dominican Republic

ACQUIRED (SIGNED): Signed as a non-drafted free agent in 2019 (1/30/19)

YR	CLUB	W-L	ERA	G	GS	CG	SHO	SV	IP	H	R	ER	HR	HB	BB	SO	WP	BK
19	DSL Mets2 (R)	0-1	3.74	16	1	0	0	1	33.2	31	16	14	3	0	17	53	4	0

KISENA, ALEC RIGHT-HANDED PITCHER

HT: 6-5 WT: 275 B/T: Left/Right

BORN: 10/12/95 in Seattle, WA

HIGH SCHOOL: Henry M. Jackson (WA)

RESIDES: Snohomish, WA (WA)

COLLEGE: Edmonds Community College

SIGNING SCOUT: Ryan Johnson (Detroit)

ACQUIRED (SIGNED): Signed as a minor league free agent in 2019 (2/25/19)

YR	CLUB	W-L	ERA	G	GS	CG	SHO	SV	IP	H	R	ER	HR	HB	BB	SO	WP	BK
15	GCL Tigers (R)	1-1	2.25	9	9	0	0	0	40.0	35	13	10	2	2	16	44	2	0
17	Gateway (Ind.)	3-5	6.62	13	13	0	0	0	68.0	77	55	50	11	5	36	59	4	2
18	Gateway (Ind.)	5-4	4.75	18	18	1	0	0	100.1	88	54	53	13	9	38	108	9	2
19	Brooklyn (A)	0-0	3.52	2	2	0	0	0	7.2	8	3	3	0	0	2	11	2	2
	Columbia (A)	4-2	3.50	24	4	0	0	2	69.1	64	28	27	2	5	29	70	7	2
	St. Lucie (A)	1-0	0.00	2	0	0	0	1	4.1	3	0	0	0	0	0	5	0	0
Minor League Totals		6-3	2.97	37	15	0	0	3	121.1	110	44	40	4	7	47	130	11	4
Independent Totals		8-9	5.51	31	31	1	0	0	168.1	165	109	103	24	14	74	167	13	4

KLESZCZ, COLE OUTFIELDER**HT:** 6-1 **WT:** 190 **B/T:** Right/Right**BORN:** 6/16/97 in Valencia, CA**HIGH SCHOOL:** Valencia HS (CA)**RESIDES:** Valencia, CA**COLLEGE:** Azusa Pacific (CA)**SIGNING SCOUT:** Glenn Walker**ACQUIRED (SIGNED):** Mets 33rd-round pick in the 2019 First-Year Player Draft (6/16/19)

YR	CLUB	AVG	G	AB	R	H	2B	3B	HR	RBI	SH	SF	HB	BB	SO	SB	CS	SLG	OBP	E
19	Kingsport (R)	.254	44	173	26	44	9	4	3	26	0	2	5	9	56	0	1	.405	.307	2

LAGRANGE, WAGNER OUTFIELDER**HT:** 5-11 **WT:** 187 **B/T:** Right/Right**BORN:** 9/6/95 in Las Matas de Farfan, Dominican Republic**RESIDES:** Las Matas de Farfan, Dominican Republic**SIGNING SCOUT:** Daurys Nin**ACQUIRED (SIGNED):** Signed as a non-drafted free agent in 2015 (3/5/15)**CAREER NOTES****2018...**Earned New York-Penn League Mid-Season All-Star honors for Brooklyn...**2015...**DSL Mets1 Sterling Award winner.

YR	CLUB	AVG	G	AB	R	H	2B	3B	HR	RBI	SH	SF	HB	BB	SO	SB	CS	SLG	OBP	E
15	DSL Mets1 (R)	.377	27	106	19	40	5	1	1	15	0	0	1	11	11	1	2	.472	.441	0
	DSL Mets2 (R)	.324	32	136	21	44	5	1	0	11	0	1	3	9	17	4	3	.375	.376	1
16	GCL Mets (R)	.231	46	186	16	43	10	0	1	21	0	1	1	11	25	1	1	.301	.276	1
17	Kingsport (R)	.335	45	185	27	62	10	1	4	40	0	3	0	15	18	2	2	.465	.379	2
	Brooklyn (A)	.308	13	39	4	12	1	2	0	4	0	1	0	5	8	1	1	.436	.378	0
18	Brooklyn (A)	.282	62	227	31	64	13	2	0	32	0	3	6	22	43	9	3	.357	.357	4
19	Columbia (A)	.282	71	252	28	71	18	3	4	31	1	3	1	16	47	0	1	.425	.324	0
	St. Lucie (A)	.293	36	133	21	39	8	1	2	17	1	1	2	13	24	2	0	.414	.362	1
Minor League Totals		.297	332	1264	167	375	70	11	12	171	2	13	14	102	193	20	13	.398	.352	9

LASKO, JUSTIN RIGHT-HANDED PITCHER**HT:** 6-4 **WT:** 210 **B/T:** Right/Right**BORN:** 3/16/97 in Bridgeport, CT**HIGH SCHOOL:** Bunnell HS (CT)**RESIDES:** Stratford, CT**COLLEGE:** Massachusetts Amherst**SIGNING SCOUT:** John Kosciak**ACQUIRED (SIGNED):** Mets 30th-round pick in the 2019 First-Year Player Draft (6/9/19)

YR	CLUB	W-L	ERA	G	GS	CG	SHO	SV	IP	H	R	ER	HR	HB	BB	SO	WP	BK
19	Brooklyn (A)	0-1	1.42	10	0	0	0	1	12.2	8	5	2	2	1	0	9	0	0
	Columbia (A)	4-4	2.57	11	1	0	0	0	21.0	17	8	6	1	0	6	19	1	0
Minor League Totals		4-5	2.14	21	1	0	0	1	33.2	25	13	8	3	1	6	28	1	0

LEE, BRAXTON OUTFIELDER

HT: 5-10 WT: 185 B/T: Left/Right

BORN: 8/23/93 in Picayune, MS

HIGH SCHOOL: Picayune (MS) HS

RESIDES: Picayune, MS

COLLEGE: Ole Miss

SIGNING SCOUT: Rickey Drexler (Tampa Bay)

ACQUIRED (SIGNED): Mets Rule 5 Draft Pick from Miami (minor league phase) in 2018 (12/13/18)

CAREER NOTES

2019...Was selected as an Eastern League mid-season All-Star...**2018**...Made his first Opening Day Roster and made his major league debut on March 30 vs. the Chicago Cubs...Missed time with a hamstring injury...**2017**...Won the Southern League batting title...Was a SL Mid-Season and Postseason All-Star...Was traded from Tampa Bay to Miami on June 26...**College**...Was part of 2014 draft class that saw nine Ole Miss players selected in that year's draft, the most of any school...Hit .281 with nine doubles, 25 RBI and 56 runs scored for the Rebels as they won the SEC Western Division and finished third at the 2014 College World Series in Omaha, NE...Also attended Pearl River Community College for two years before transferring to Ole Miss...Earned All-MACJC, All-State and All-Region selections both seasons at Pearl River...Hit .406 as a sophomore, leading Pearl River to the MACJC South Division title that year...Also hit .365 with 29 stolen bases as a freshman.

YR	CLUB	AVG	G	AB	R	H	2B	3B	HR	RBI	SH	SF	HB	BB	SO	SB	CS	SLG	OBP	E
14	Hudson Valley (A)	.287	51	202	36	58	7	1	0	13	4	1	1	19	33	12	9	.332	.350	1
15	Charlotte (A)	.281	115	374	48	105	7	1	0	24	7	2	3	36	67	23	13	.305	.347	4
16	Montgomery (AA)	.209	110	387	35	81	12	3	0	25	11	1	2	30	58	13	10	.256	.269	4
17	Montgomery (AA)	.321	67	262	47	84	9	3	2	16	4	1	2	29	56	12	11	.401	.391	2
	Jacksonville (AA)	.294	60	214	34	63	12	0	1	21	7	3	3	36	48	8	2	.364	.398	2
18	Jupiter (A)	.292	8	24	6	7	0	0	0	3	1	0	1	3	3	0	1	.292	.393	0
	Jacksonville (AA)	.218	29	110	16	24	6	0	1	7	0	1	0	16	19	3	1	.300	.315	4
	New Orleans (AAA)	.235	47	179	24	42	6	2	0	9	2	1	0	19	37	4	6	.291	.307	2
	MIAMI (NL)	.176	8	17	0	3	0	0	0	2	0	0	1	8	0	0	0	.176	.222	0
19	Binghamton (AA)	.275	80	265	30	73	13	2	2	25	8	1	1	30	72	6	4	.362	.350	3
	Syracuse (AAA)	.261	39	119	13	31	7	0	1	12	3	0	1	10	29	3	1	.345	.323	0
Minor League Totals		.266	606	2136	289	568	79	12	7	155	47	11	14	228	422	84	58	.324	.339	22

LEZAMA, MAURICIO LEFT-HANDED PITCHER

HT: 6-0 WT: 160 B/T: Left/Left

BORN: 4/2/01 in Barcelona, Venezuela

RESIDES: Barcelona, Venezuela

ACQUIRED (SIGNED): Signed as a non-drafted free agent in 2019 (5/2/19)

YR	CLUB	W-L	ERA	G	GS	CG	SHO	SV	IP	H	R	ER	HR	HB	BB	SO	WP	BK
19	DSL Mets2 (R)	1-0	4.32	4	0	0	0	0	8.1	4	4	4	0	0	6	9	2	0
	DSL Mets1 (R)	1-1	8.31	5	0	0	0	0	4.1	5	7	4	1	1	5	6	6	0
Minor League Totals		2-1	5.68	9	0	0	0	0	12.2	9	11	8	1	1	11	15	8	0

LINARES, FRANKLIN OUTFIELDER

HT: 6-0 WT: 165 B/T: Right/Right

BORN: 11/5/00 in Boca Chica, Dominican Republic

RESIDES: Santo Domingo, Dominican Republic

ACQUIRED (SIGNED): Signed as a non-drafted free agent in 2019 (3/12/19)

YR	CLUB	AVG	G	AB	R	H	2B	3B	HR	RBI	SH	SF	HB	BB	SO	SB	CS	SLG	OBP	E
19	DSL Mets2 (R)	.297	25	91	11	27	5	2	1	7	2	1	2	12	29	12	7	.429	.387	1
	DSL Mets1 (R)	.280	29	125	23	35	3	3	1	18	1	0	1	14	30	8	1	.376	.357	2
Minor League Totals		.287	54	216	34	62	8	5	2	25	3	1	3	26	59	20	8	.398	.370	3

LINDSAY, DESMOND OUTFIELDER

HT: 6-0 WT: 200 B/T: Right/Right

BORN: 1/15/97 in Bradenton, FL

HIGH SCHOOL: Out-Of-Door Academy (FL)

RESIDES: Bradenton, FL

SIGNING SCOUT: César Aranguren

ACQUIRED (SIGNED): Mets second-round pick in the 2015 First-Year Player Draft (6/18/15)

CAREER NOTES

2018...Was ranked the eighth-best prospect in the Mets' minor league system by Baseball America...**2016**...Brooklyn Sterling Award winner...**High School**...Was named MVP for the 17-and-under World Wood Bat Association National Championship in 2014 after hitting .387 (12-31) with three homers and 10 RBI...Played in the 2015 Perfect Game All-American Classic at Petco Park...**Personal**...His grandmother grew up a Mets fan...Enjoys fishing.

YR	CLUB	AVG	G	AB	R	H	2B	3B	HR	RBI	SH	SF	HB	BB	SO	SB	CS	SLG	OBP	E
15	GCL Mets (R)	.304	21	69	10	21	4	2	1	6	1	0	0	11	21	3	2	.464	.400	0
	Brooklyn (A)	.200	14	45	3	9	3	0	0	7	1	0	0	7	19	0	1	.267	.308	1
16	GCL Mets (R)	.364	5	11	3	4	1	0	0	0	0	0	0	5	5	0	0	.455	.563	0
	Brooklyn (A)	.297	32	111	18	33	5	0	4	17	0	0	3	20	26	3	1	.450	.418	3
17	Columbia (A)	.220	65	214	40	47	10	1	8	30	0	2	2	33	77	4	2	.388	.327	6
18	St. Lucie (A)	.218	84	294	27	64	11	5	3	30	0	1	3	37	89	7	7	.320	.310	3
	GCL Mets (R)	.300	6	20	4	6	2	0	0	3	0	1	1	3	7	2	0	.400	.400	0
19	St. Lucie (A)	.196	15	51	8	10	2	0	1	5	0	0	1	7	25	1	0	.294	.305	0
Minor League Totals		.238	242	815	113	194	38	8	17	98	2	4	10	123	269	20	13	.367	.343	13

LOAIZA, CÉSAR LEFT-HANDED PITCHER

HT: 6-3 WT: 165 B/T: Left/Left

BORN: 7/10/98 in Punto Fijo, Venezuela

RESIDES: Punto Fijo, Venezuela

SIGNING SCOUT: Robert Espejo

ACQUIRED (SIGNED): Signed as a non-drafted free agent in 2017 (11/28/18)

CAREER NOTES

2018...Was named a DSL Mid-Season All-Star for the DSL Mets1.

YR	CLUB	W-L	ERA	G	GS	CG	SHO	SV	IP	H	R	ER	HR	HB	BB	SO	WP	BK
18	DSL Mets1 (R)	4-0	1.16	9	6	0	0	0	38.2	21	6	5	0	2	15	49	2	1
	GCL Mets (R)	0-2	3.24	5	1	0	0	0	8.1	6	5	3	0	0	7	8	2	0
19	Kingsport (R)	1-4	5.71	13	12	0	0	0	41.0	45	34	26	3	4	26	41	4	0
Minor League Totals		5-6	3.48	27	19	0	0	0	88.0	72	45	34	3	6	48	98	8	1

LOYO, JUAN CATCHER

HT: 5-11 WT: 180 B/T: Right/Right

BORN: 3/16/99 in Araure, Venezuela

RESIDES: Araure, Venezuela

ACQUIRED (SIGNED): Signed as a non-drafted free agent in 2018 (6/2/18)

YR	CLUB	AVG	G	AB	R	H	2B	3B	HR	RBI	SH	SF	HB	BB	SO	SB	CS	SLG	OBP	E
18	DSL Mets1 (R)	.292	48	144	19	42	4	0	1	14	2	2	16	22	22	7	4	.340	.435	5
19	DSL Mets2 (R)	.261	5	23	3	6	3	0	0	2	0	0	1	0	6	0	1	.391	.292	1
	GCL Mets (R)	.210	30	81	10	17	3	1	1	8	1	0	5	10	20	0	0	.309	.333	5
Minor League Totals		.262	83	248	32	65	10	1	2	24	3	2	22	32	48	7	5	.335	.391	11

LUGO, WILLIAM INFIELDER

HT: 6-3 WT: 215 B/T: Right/Right

BORN: 1/2/02 in Bani, Dominican Republic

RESIDES: Bani, Dominican Republic

ACQUIRED (SIGNED): Signed as a non-drafted free agent in 2018 (8/23/18)

YR	CLUB	AVG	G	AB	R	H	2B	3B	HR	RBI	SH	SF	HB	BB	SO	SB	CS	SLG	OBP	E
19	GCL Mets (R)	.158	43	146	14	23	6	0	1	14	1	3	5	21	46	1	4	.219	.280	18

MACDONALD, NICHOLAS RIGHT-HANDED PITCHER

HT: 6-1 WT: 175 B/T: Right/Right

BORN: 6/11/98 in Pembroke Pines, FL

HIGH SCHOOL: Flanagan HS (FL)

RESIDES: Miami, FL

COLLEGE: Florida International

SIGNING SCOUT: César Aranguren

ACQUIRED (SIGNED): Mets 23rd-round pick in the 2019 First-Year Player Draft (6/17/19)

YR	CLUB	W-L	ERA	G	GS	CG	SHO	SV	IP	H	R	ER	HR	HB	BB	SO	WP	BK
19	Kingsport (R)	2-0	3.20	16	0	0	0	3	19.2	18	8	7	2	2	6	28	2	0
	Columbia (A)	0-0	0.00	1	0	0	0	0	2.0	1	0	0	0	0	1	3	0	0
	Brooklyn (A)	0-0	0.00	1	0	0	0	0	1.2	2	0	0	0	0	0	3	1	0
Minor League Totals		2-0	2.70	18	0	0	0	3	23.1	21	8	7	2	2	7	34	3	0

MANGUM, JAKE OUTFIELDER

HT: 6-1 WT: 190 B/T: Switch/Left

BORN: 3/8/96 in Flowood, MS

HIGH SCHOOL: Jackson Prep (MS)

RESIDES: Pearl, MS

COLLEGE: Mississippi State

SIGNING SCOUT: Jet Butler

ACQUIRED (SIGNED): Mets 4th-round pick in the 2019 First-Year Player Draft (6/24/19)

CAREER NOTES

College...Batted .356 (378-1062) in his four seasons with Mississippi State.

YR	CLUB	AVG	G	AB	R	H	2B	3B	HR	RBI	SH	SF	HB	BB	SO	SB	CS	SLG	OBP	E
19	Brooklyn (A)	.247	53	182	29	45	5	2	0	18	2	1	10	15	26	17	5	.297	.337	2

MANZANAREZ, ANGEL INFIELDER

HT: 5-10 WT: 160 B/T: Right/Right

BORN: 5/19/97 in Barquisimeto, Venezuela

RESIDES: Barquisimeto, Venezuela

SIGNING SCOUTS: Robert Espejo & Héctor Rincones

ACQUIRED (SIGNED): Signed as a non-drafted free agent in 2014 (9/12/14)

YR	CLUB	AVG	G	AB	R	H	2B	3B	HR	RBI	SH	SF	HB	BB	SO	SB	CS	SLG	OBP	E
15	DSL Mets2 (R)	.277	64	220	32	61	7	0	0	25	7	1	3	39	21	14	5	.309	.392	10
16	Kingsport (R)	.139	11	36	3	5	0	0	0	1	2	0	0	4	6	3	1	.139	.225	4
	GCL Mets (R)	.233	28	90	11	21	3	0	0	4	2	0	1	7	15	1	2	.267	.296	4
17	Kingsport (R)	.234	51	192	29	45	3	2	1	13	3	2	1	20	25	0	2	.286	.307	5
18	Brooklyn (A)	.274	27	73	8	20	4	0	0	9	3	1	1	7	8	3	2	.329	.341	2
19	Kingsport (R)	.250	3	12	0	3	1	0	0	0	0	0	0	2	1	0	0	.250	.250	0
	Brooklyn (A)	.304	15	23	4	7	0	0	0	0	0	0	1	3	4	1	0	.348	.407	0
Minor League Totals		.251	199	646	87	162	18	2	1	52	17	4	7	80	81	23	12	.289	.338	25

MARCANO, DAVID RIGHT-HANDED PITCHER

HT: 6-3 WT: 180 B/T: Right/Right

BORN: 8/28/01 in Puerto La Cruz, Anzoategui, Venezuela

RESIDES: Puerto La Cruz, Anzoategui, Venezuela

SIGNING SCOUT: Nestor Moreno

ACQUIRED (SIGNED): Signed as a non-drafted free agent in 2017 (8/28/17)

YR	CLUB	W-L	ERA	G	GS	CG	SHO	SV	IP	H	R	ER	HR	HB	BB	SO	WP	BK
18	DSL Mets2 (R)	3-3	6.18	14	11	0	0	0	39.1	35	31	27	1	3	31	32	10	1
19	DSL Mets2 (R)	1-2	3.07	11	11	0	0	0	41.0	31	20	14	1	5	23	32	10	1
Minor League Totals		4-5	4.59	25	22	0	0	0	80.1	66	51	41	2	8	54	64	20	2

MARTE, SAMUEL INFIELDER

HT: 6-0 WT: 160 B/T: Right/Right

BORN: 12/28/00 in Monte Plata, Dominican Republic

RESIDES: Monte Plata, Dominican Republic

ACQUIRED (SIGNED): Signed as a non-drafted free agent in 2019 (3/12/19)

YR	CLUB	AVG	G	AB	R	H	2B	3B	HR	RBI	SH	SF	HB	BB	SO	SB	CS	SLG	OBP	E
19	DSL Mets2 (R)	.208	62	221	30	46	8	4	4	27	2	2	1	32	63	8	4	.335	.309	18

MAURICIO, RONNY INFILDER

HT: 6-3 WT: 166 B/T: Switch/Right

BORN: 4/4/01 in San Pedro de Macoris, Dominican Republic**RESIDES:** San Pedro de Macoris, Dominican Republic**SIGNING SCOUT:** Marciano Álvarez**ACQUIRED (SIGNED):** Signed as a non-drafted free agent in 2017 (7/2/17)**CAREER NOTES**

2020...Named Baseball America's 67th-best prospect in the majors...Ranked 62nd-best prospect by MLB Pipeline...**2019**... Was a 2019...Was a South Atlantic League mid-season All-Star with Columbia (A)... **2018**...Was the Sterling Award recipient for the GCL Mets.

YR	CLUB	AVG	G	AB	R	H	2B	3B	HR	RBI	SH	SF	HB	BB	SO	SB	CS	SLG	OBP	E
18	GCL Mets (R)	.279	49	197	26	55	13	3	3	31	0	5	0	10	31	1	6	.421	.307	14
	Kingsport (R)	.233	8	30	6	7	3	0	0	4	0	2	0	3	9	1	0	.333	.286	2
19	Columbia (A)	.268	116	470	62	126	20	5	4	37	3	3	5	23	99	6	10	.357	.307	23
Minor League Totals		.270	173	697	94	188	36	8	7	72	3	10	5	36	139	8	16	.374	.306	39

MAZEIKA, PATRICK CATCHER**MAJOR LEAGUE INVITE****McCALL, LIAM** RIGHT-HANDED PITCHER

HT: 6-4 WT: 180 B/T: Right/Right

BORN: 2/19/99 in Jacksonville, FL**HIGH SCHOOL:** First Coast (FL)**RESIDES:** Jacksonville, FL**SIGNING SCOUT:** Jon Updike**ACQUIRED (SIGNED):** Mets 29th-round pick in the 2017 First-Year Player Draft (6/19/17)

YR	CLUB	W-L	ERA	G	GS	CG	SHO	SV	IP	H	R	ER	HR	HB	BB	SO	WP	BK
17	GCL Mets (R)	0-3	7.88	8	1	0	0	1	8.0	10	10	7	2	2	11	5	2	0
18	Kingsport (R)	0-2	9.00	12	1	0	0	0	22.0	28	30	22	1	2	34	18	18	1
19	GCL Mets (R)	3-0	4.50	11	0	0	0	0	28.0	21	15	14	0	1	15	25	2	0
Minor League Totals		3-5	6.67	31	2	0	0	1	58.0	59	55	43	3	5	60	48	22	1

McGEORGE, AUSTIN RIGHT-HANDED PITCHER

HT: 6-2 WT: 215 B/T: Right/Right

BORN: 11/27/94 in Newport Beach, CA**HIGH SCHOOL:** Canyon HS (CA)**RESIDES:** Long Beach, CA**COLLEGE:** Long Beach State**SIGNING SCOUT:** Drew Toussaint**ACQUIRED (SIGNED):** Mets seventh-round pick in the 2016 First-Year Player Draft (6/16/16)

YR	CLUB	W-L	ERA	G	GS	CG	SHO	SV	IP	H	R	ER	HR	HB	BB	SO	WP	BK
16	Brooklyn (A)	0-1	2.84	16	0	0	0	1	19.0	22	8	6	1	1	6	18	1	0
17	Columbia (A)	0-0	1.42	6	0	0	0	0	12.2	9	4	2	0	1	4	16	5	0
	St. Lucie (A)	2-2	1.89	25	0	0	0	2	38.0	24	12	8	1	1	13	50	10	1
18	Binghamton (AA)	1-1	7.96	22	0	0	0	0	26.0	44	25	23	5	0	8	27	7	0
	St. Lucie (A)	1-1	2.73	21	0	0	0	1	29.2	24	10	9	4	1	9	29	5	0
19	Binghamton (AA)	0-4	3.55	14	3	0	0	1	33.0	36	24	13	5	2	14	27	4	0
	St. Lucie (A)	0-0	0.90	2	2	0	0	0	10.0	11	3	1	1	2	1	13	1	0
Minor League Totals		4-9	3.31	106	5	0	0	5	168.1	170	86	62	17	8	55	180	33	1

McILRAITH, THOMAS RIGHT-HANDED PITCHER

HT: 6-4 WT: 220 B/T: Right/Right

BORN: 2/17/94 in Amarillo, TX

HIGH SCHOOL: Tascosa HS (TX)

RESIDES: Norman, OK

COLLEGE: Oklahoma

SIGNING SCOUT: Justin Schwartz

ACQUIRED (SIGNED): Mets 20th-round pick in the 2015 First-Year Player Draft (6/20/15)

CAREER NOTES

2016...Tossed 6.0 hitless innings as part of Columbia's combined no-hitter on April 9 at Charleston...2015...Finished among the Appalachian League leaders in ERA (second), WHIP (fifth) and batting average against (third).

YR	CLUB	W-L	ERA	G	GS	CG	SHO	SV	IP	H	R	ER	HR	HB	BB	SO	WP	BK
15	Kingsport (R)	6-1	1.71	12	9	0	0	0	58.0	48	12	11	2	4	19	34	2	1
16	Columbia (A)	1-4	6.23	7	7	1	0	0	34.2	37	27	24	5	3	15	25	4	0
17	St. Lucie (A)	1-1	6.75	4	4	0	0	0	12.0	17	9	9	1	0	3	7	1	0
	Brooklyn (A)	1-0	0.00	1	1	0	0	0	5.0	2	0	0	0	0	1	4	0	0
	Columbia (A)	2-1	2.22	4	4	0	0	0	24.1	19	7	6	0	0	8	15	0	0
18	St. Lucie (A)	1-3	4.38	28	0	0	0	0	51.1	65	30	25	6	2	21	43	3	0
19	St. Lucie (A)	4-5	2.79	20	0	0	0	1	38.2	29	19	12	3	2	18	35	4	0
	Binghamton (AA)	0-1	3.60	3	0	0	0	0	5.0	2	2	2	1	0	1	7	0	0
Minor League Totals		16-16	3.50	79	25	1	0	1	229.0	219	106	89	18	11	86	170	14	1

McINTOSH, BLAINE OUTFIELDER

HT: 6-4 WT: 180 B/T: Left/Left

BORN: 6/9/01 in Clarksville, TN

HIGH SCHOOL: Sycamore HS (TN)

RESIDES: Pleasant View, TN

SIGNING SCOUT: Jarrett England

ACQUIRED (SIGNED): Mets 13th-round pick in the 2019 First-Year Player Draft (7/5/19)

YR	CLUB	AVG	G	AB	R	H	2B	3B	HR	RBI	SH	SF	HB	BB	SO	SB	CS	SLG	OBP	E
19	GCL Mets (R)	.228	24	92	13	21	0	0	0	4	0	0	0	11	22	5	3	.228	.311	0

MEDINA, JOSÉ MIGUEL OUTFIELDER

HT: 6-3 WT: 180 B/T: Right/Right

BORN: 10/21/96 in Bani, Dominican Republic

RESIDES: Bani, Dominican Republic

SIGNING SCOUT: Gerardo Cabrera

ACQUIRED (SIGNED): Signed as a non-drafted free agent in 2014 (2/26/14)

CAREER NOTES

2017...Was a New York-Penn League Mid-Season All-Star with Brooklyn (A)...Was a Player of the Week Award recipient for Brooklyn (A) of the New York-Penn League during the week of July 16.

YR	CLUB	AVG	G	AB	R	H	2B	3B	HR	RBI	SH	SF	HB	BB	SO	SB	CS	SLG	OBP	E
14	DSL Mets1 (R)	.313	29	112	17	35	2	3	1	15	0	1	1	9	13	5	3	.411	.366	4
	DSL Mets2 (R)	.255	26	98	17	25	7	1	1	18	0	1	3	13	12	2	1	.378	.357	6
15	GCL Mets (R)	.262	31	84	8	22	4	0	0	8	0	0	0	13	16	3	5	.310	.361	2
16	Kingsport (R)	.286	63	231	34	66	9	2	4	33	0	2	0	27	46	8	3	.394	.358	4
17	Columbia (A)	.205	25	88	13	18	1	0	0	3	1	0	1	3	26	3	1	.216	.239	0
	St. Lucie (A)	.444	3	9	5	4	1	1	0	0	0	0	0	2	2	1	0	.778	.545	0
	Brooklyn (A)	.262	63	225	20	59	9	2	1	20	0	2	3	19	63	25	6	.333	.325	6
18	Brooklyn (A)	.271	54	210	33	57	16	1	5	32	2	1	1	22	41	12	8	.429	.342	2
19	St. Lucie (A)	.167	9	24	2	4	0	0	0	0	0	0	1	1	7	0	1	.167	.231	0
	Columbia (A)	.244	59	197	24	48	9	0	5	21	0	3	2	23	41	8	5	.365	.324	1
	Brooklyn (A)	.160	7	25	1	4	2	0	0	4	0	0	0	8	1	0	0	.240	.160	0
Minor League Totals		.262	369	1303	174	342	60	10	17	154	3	10	12	132	275	68	33	.363	.334	25

MEGILL, TYLOR RIGHT-HANDED PITCHER

HT: 6-7 WT: 230 B/T: Right/Right

BORN: 7/28/95 in Long Beach, CA

HIGH SCHOOL: Los Alamitos HS (CA)

RESIDES: Tuscon, AZ

COLLEGE: Arizona

SIGNING SCOUT: Brian Reid

ACQUIRED (SIGNED): Mets eighth-round pick in the 2018 First-Year Player Draft (6/12/18)

CAREER NOTES

Personal...Is the brother of Trevor Megill in the Padres minor league system.

YR	CLUB	W-L	ERA	G	GS	CG	SHO	SV	IP	H	R	ER	HR	HB	BB	SO	WP	BK
18	Brooklyn (A)	1-2	3.21	10	2	0	0	0	28.0	18	17	10	2	2	14	36	5	0
19	Columbia (A)	3-2	2.61	14	3	0	0	2	31.0	23	11	9	1	1	15	41	3	0
	St. Lucie (A)	3-4	4.04	7	7	0	0	0	35.2	36	20	16	1	0	10	42	2	0
	Binghamton (AA)	0-1	5.40	1	1	0	0	0	5.0	5	3	3	0	0	0	9	1	0
Minor League Totals		7-9	3.43	32	13	0	0	2	99.2	82	51	38	4	3	39	128	11	0

MENA, JOSÉ CATCHER

HT: 6-0 WT: 208 B/T: Right/Right

BORN: 12/22/96 in Cotui, Dominican Republic

RESIDES: Cotui, Dominican Republic

SIGNING SCOUT: Daurys Nin

ACQUIRED (SIGNED): Signed as a non-drafted free agent in 2016 (6/22/16)

YR	CLUB	AVG	G	AB	R	H	2B	3B	HR	RBI	SH	SF	HB	BB	SO	SB	CS	SLG	OBP	E
16	DSL Mets2 (R)	.182	11	33	1	6	1	0	0	5	0	2	1	2	8	0	0	.212	.237	0
	DSL Mets1 (R)	.225	14	40	5	9	0	0	0	3	0	1	1	5	0	1	.225	.256	1	
17	DSL Mets1 (R)	.213	33	94	13	20	2	1	1	8	0	0	4	14	11	5	5	.287	.339	5
	DSL Mets2 (R)	.000	1	1	0	0	0	0	0	0	0	0	2	0	1	0	0	.000	.667	0
18	GCL Mets (R)	.295	23	78	8	23	4	0	0	2	0	0	1	6	14	1	0	.346	.353	3
	Columbia (A)	.000	2	6	0	0	0	0	0	0	0	0	0	3	0	0	0	.000	.000	0
19	Brooklyn (A)	.299	31	97	14	29	5	1	2	13	0	0	3	5	24	0	0	.433	.352	1
Minor League Totals		.249	115	349	41	87	12	2	3	31	0	4	13	30	75	6	7	.313	.320	10

MENA, MALKY RIGHT-HANDED PITCHER

HT: 6-0 WT: 164 B/T: Right/Right

BORN: 10/3/96 in Bonaó, Monsenor Nouel, Dominican Republic

RESIDES: Bonaó, Monsenor Nouel, Dominican Republic

SIGNING SCOUT: Fernando Encarnación

ACQUIRED (SIGNED): Signed as a non-drafted free agent in 2016 (12/12/16)

YR	CLUB	W-L	ERA	G	GS	CG	SHO	SV	IP	H	R	ER	HR	HB	BB	SO	WP	BK
17	DSL Mets1 (R)	3-3	2.13	13	10	0	0	1	55.0	45	15	13	0	1	7	50	4	0
18	GCL Mets (R)	2-1	3.48	14	2	0	0	1	20.2	16	9	8	1	1	6	19	1	0
	St. Lucie (A)	0-0	0.00	1	0	0	0	0	2.0	2	1	0	0	0	0	0	0	0
19	Brooklyn (A)	1-0	3.00	2	1	0	0	0	6.0	8	2	2	0	0	0	5	0	0
Minor League Totals		6-4	2.47	30	13	0	0	2	83.2	71	27	23	1	2	13	74	5	0

METOYER, BRIAN RIGHT-HANDED PITCHER

HT: 6-3 WT: 180 B/T: Right/Right

BORN: 11/13/96 in Natchitoches, LA

RESIDES: Natchitoches, LA

SIGNING SCOUT: Jet Butler

ACQUIRED (SIGNED): Mets 40th-round pick in the 2018 First-Year Player Draft (6/10/18)

YR	CLUB	W-L	ERA	G	GS	CG	SHO	SV	IP	H	R	ER	HR	HB	BB	SO	WP	BK
18	GCL Mets (R)	0-0	0.00	1	0	0	0	0	1.0	1	0	0	0	0	1	0	1	0
	Kingsport (R)	0-1	5.56	11	0	0	0	1	11.1	11	12	7	2	3	9	11	7	0
19	Brooklyn (A)	2-2	5.65	16	0	0	0	2	28.2	15	20	18	3	5	22	40	9	0
Minor League Totals		2-3	5.49	28	0	0	0	3	41.0	27	32	25	5	8	32	51	17	0

MEYER, NICK CATCHER

HT: 6-1 WT: 200 B/T: Right/Right

BORN: 2/18/97 in Westminster, CO

HIGH SCHOOL: Santa Margarita Catholic (CA)

RESIDES: San Luis Obispo, CA

COLLEGE: Cal Poly San Luis Obispo

SIGNING SCOUT: Tyler Holmes

ACQUIRED (SIGNED): Mets sixth-round pick in the 2018 First-Year Player Draft (6/20/18)

CAREER NOTES

2019...Was a Florida State League Mid-Season All-Star with St. Lucie (A).

YR	CLUB	AVG	G	AB	R	H	2B	3B	HR	RBI	SH	SF	HB	BB	SO	SB	CS	SLG	OBP	E
18	Brooklyn (A)	.226	43	137	15	31	4	1	0	9	0	2	1	9	19	2	1	.270	.275	8
19	GCL Mets (R)	.000	4	12	0	0	0	0	0	1	1	0	0	2	4	0	0	.000	.143	0
	St. Lucie (A)	.182	64	209	19	38	4	1	1	11	1	0	3	16	43	12	2	.225	.250	10
Minor League Totals		.193	111	358	34	69	8	2	1	21	2	2	4	27	66	14	3	.235	.256	18

MITCHELL, ANDREW LEFT-HANDED PITCHER

HT: 6-1 WT: 200 B/T: Left/Left

BORN: 10/23/94 in New Orleans, LA

HIGH SCHOOL: Jesuit HS (LA)

RESIDES: New Orleans, LA

COLLEGE: Auburn

SIGNING SCOUT: Tommy Jackson

ACQUIRED (SIGNED): Mets 14th-round pick in the 2018 First-Year Player Draft (6/16/18)

YR	CLUB	W-L	ERA	G	GS	CG	SHO	SV	IP	H	R	ER	HR	HB	BB	SO	WP	BK
18	Kingsport (R)	1-2	0.75	10	0	0	0	2	12.0	11	6	1	1	0	3	16	5	0
	Brooklyn (A)	1-1	1.64	8	0	0	0	0	11.0	10	5	2	1	1	3	16	0	0
19	St. Lucie (A)	1-0	3.14	18	1	0	0	1	28.2	23	10	10	2	1	10	30	0	0
	Columbia (A)	2-0	0.92	15	0	0	0	2	19.2	16	6	2	0	1	6	32	4	0
	GCL Mets (R)	0-0	0.00	1	1	0	0	0	1.0	0	0	0	0	0	0	1	0	0
Minor League Totals		5-3	1.87	52	2	0	0	5	72.1	60	27	15	4	3	22	95	9	0

MOLINA, GERSON OUTFIELDER

HT: 6-3 WT: 186 B/T: Right/Right

BORN: 3/13/96 in Ciego de Avila, Cuba

RESIDES: Port Au Prince, Haiti

ACQUIRED (SIGNED): Signed as a non-drafted free agent in 2018 (8/25/18)

YR	CLUB	AVG	G	AB	R	H	2B	3B	HR	RBI	SH	SF	HB	BB	SO	SB	CS	SLG	OBP	E
19	Columbia (A)	.231	93	290	44	67	19	2	4	24	2	0	6	28	106	6	5	.352	.312	5

MONTES de OCA, BRYCE RIGHT-HANDED PITCHER

HT: 6-7 WT: 265 B/T: Right/Right

BORN: 4/23/96 in Lawrence, KS

HIGH SCHOOL: Lawrence HS (KS)

RESIDES: Lawrence, KS

COLLEGE: Missouri

SIGNING SCOUT: Nathan Beuster

ACQUIRED (SIGNED): Mets ninth-round pick in the 2018 First-Year Player Draft (6/9/18)

YR	CLUB	W-L	ERA	G	GS	CG	SHO	SV	IP	H	R	ER	HR	HB	BB	SO	WP	BK			
18																					
19																					

MORENO, HANSEL INFIELDER

HT: 6-4 WT: 180 B/T: Switch/Right

BORN: 11/3/96 in Santo Domingo, Dominican Republic**RESIDES:** Santo Domingo, Dominican Republic**SIGNING SCOUTS:** Modesto Abreu & Gerardo Cabrera**ACQUIRED (SIGNED):** Signed as a non-drafted free agent in 2014 (7/15/14)**CAREER NOTES****2019...**Earned Florida State League Player of the Week (7/14/19).

YR	CLUB	AVG	G	AB	R	H	2B	3B	HR	RBI	SH	SF	HB	BB	SO	SB	CS	SLG	OBP	E
14	DSL Mets2 (R)	.204	29	103	14	21	1	1	0	7	3	1	0	17	34	3	1	.233	.314	9
15	DSL Mets1 (R)	.210	38	119	23	25	5	1	0	11	2	4	1	21	44	4	3	.269	.324	14
16	DSL Mets1 (R)	.317	64	249	53	79	8	9	3	28	1	4	1	21	43	14	8	.458	.367	19
17	GCL Mets (R)	.387	16	62	16	24	3	2	0	8	2	1	0	7	9	5	1	.500	.443	4
	Kingsport (R)	.261	41	165	32	43	10	1	4	23	5	1	2	15	52	9	3	.406	.328	20
18	Columbia (A)	.248	89	319	44	79	16	4	8	33	5	2	4	24	101	21	11	.398	.307	17
19	Columbia (A)	.276	32	116	21	32	4	0	5	14	4	2	0	13	26	7	4	.440	.344	2
	St. Lucie (A)	.216	77	236	31	51	4	3	3	22	7	3	1	19	62	13	9	.297	.274	7
Minor League Totals		.259	386	1369	234	354	51	21	23	146	29	18	9	137	371	76	40	.377	.326	92

MORENO, JOSÉ RIGHT-HANDED PITCHER

HT: 6-4 WT: 165 B/T: Right/Right

BORN: 7/31/96 in Santo Domingo, Dominican Republic**RESIDES:** Santo Domingo, Dominican Republic**SIGNING SCOUTS:** Alexis De La Cruz & Gerardo Cabrera**ACQUIRED (SIGNED):** Signed as a non-drafted free agent in 2014 (7/2/14)**CAREER NOTES****Personal...**Is the twin brother of Angel Moreno in the Cardinals minor league system.

YR	CLUB	W-L	ERA	G	GS	CG	SHO	SV	IP	H	R	ER	HR	HB	BB	SO	WP	BK
14	DSL Mets2 (R)	0-0	6.43	5	0	0	0	0	7.0	9	5	5	1	2	6	5	3	0
15	DSL Mets1 (R)	2-4	4.35	15	0	0	0	0	39.1	45	24	19	1	7	22	30	4	2
16									Did Not Play - Suspended									
17	DSL Mets1 (R)	1-1	2.49	5	5	0	0	0	21.2	17	6	6	0	1	9	26	4	1
	GCL Mets (R)	2-3	3.12	10	5	0	0	1	40.1	31	18	14	1	1	25	36	4	1
18	Kingsport (R)	3-0	4.12	8	2	0	0	0	19.2	11	9	9	1	1	8	26	5	1
19	GCL Mets (R)	0-0	0.00	2	1	0	0	0	2.0	2	0	0	0	2	1	4	0	0
	Columbia (A)	3-5	2.28	37	0	0	0	3	43.1	36	22	11	1	6	25	52	5	1
Minor League Totals		11-13	3.32	82	13	0	0	4	173.1	151	84	64	5	20	96	179	25	6

MORENO, LUIS RIGHT-HANDED PITCHER

HT: 6-2 WT: 170 B/T: Right/Right

BORN: 5/29/99 in San Cristobal, Dominican Republic**RESIDES:** San Cristobal, Dominican Republic**ACQUIRED (SIGNED):** Signed as a non-drafted free agent in 2019 (6/8/19)

YR	CLUB	W-L	ERA	G	GS	CG	SHO	SV	IP	H	R	ER	HR	HB	BB	SO	WP	BK
19	DSL Mets1 (R)	1-1	3.58	8	6	0	0	0	27.2	22	14	11	0	2	16	28	5	0
	DSL Mets2 (R)	0-1	6.00	5	4	0	0	0	15.0	16	14	10	0	5	8	17	6	2
Minor League Totals		1-2	4.43	13	10	0	0	0	42.2	38	28	21	0	7	24	45	11	2

MOROFF, MAX INFIELDER**MAJOR LEAGUE INVITE****MULLENBACH, MATT RIGHT-HANDED PITCHER**

HT: 6-4 WT: 195 B/T: Right/Right

BORN: 10/6/96 in Urbandale, IA**RESIDES:** Urbandale, IA**SIGNING SCOUT:** Jarrett England**ACQUIRED (SIGNED):** Signed to a minor league contract in 2019 (6/12/19)**HIGH SCHOOL:** Urbandale HS (IA)**COLLEGE:** Lincoln Memorial

YR	CLUB	W-L	ERA	G	GS	CG	SHO	SV	IP	H	R	ER	HR	HB	BB	SO	WP	BK
19	Brooklyn (A)	1-5	2.84	19	0	0	0	5	25.1	14	12	8	2	1	13	26	6	0

MURPHY, TANNER OUTFIELDER

HT: 6-4 WT: 195 B/T: Right/Right

BORN: 5/1/98 in Memphis, TN**HIGH SCHOOL:** Bartram Trail HS (FL)**RESIDES:** Saint Augustine, FL**COLLEGE:** North Florida**SIGNING SCOUT:** Jon Updike**ACQUIRED (SIGNED):** Mets 18th-round pick in the 2019 First-Year Player Draft (6/16/19)

YR	CLUB	AVG	G	AB	R	H	2B	3B	HR	RBI	SH	SF	HB	BB	SO	SB	CS	SLG	OBP	E
19	Kingsport (R)	.201	40	134	21	27	3	1	5	15	0	0	3	18	57	2	1	.351	.310	0

NEWTON, SHERVYEN INFIELDER

HT: 6-4 WT: 180 B/T: Switch/Right

BORN: 4/24/99 in Tilburg, Netherlands**RESIDES:** Willemstad, Curacao**SIGNING SCOUTS:** Sency Reina, Héctor Rincones, Harold Herrera & Chris Becerra**ACQUIRED (SIGNED):** Signed as a non-drafted free agent in 2015 (7/2/15)**CAREER NOTES****2017...**Ranked among the Dominican Summer League leaders in runs scored (51, T-4th) and triples (nine, T-2nd).

YR	CLUB	AVG	G	AB	R	H	2B	3B	HR	RBI	SH	SF	HB	BB	SO	SB	CS	SLG	OBP	E
16	DSL Mets2 (R)	.169	35	118	18	20	5	1	0	5	0	0	10	22	32	0	5	.229	.347	6
17	DSL Mets2 (R)	.311	66	241	51	75	11	9	1	31	5	3	4	50	57	10	4	.444	.433	15
18	Kingsport (R)	.280	56	207	50	58	16	2	5	41	1	8	4	46	84	4	0	.449	.408	11
19	Columbia (A)	.209	109	382	35	80	15	2	9	32	2	0	2	37	139	1	4	.330	.283	19
Minor League Totals		.246	266	948	154	233	47	14	15	109	8	11	20	155	312	15	13	.372	.360	51

NOGOSEK, STEPHEN RIGHT-HANDED PITCHER**MAJOR LEAGUE INVITE****NUÑEZ, DEDNIEL** RIGHT-HANDED PITCHER

HT: 6-2 WT: 180 B/T: Right/Right

BORN: 6/5/96 in Puerto Plata, Dominican Republic**RESIDES:** Puerto Plata, Dominican Republic**SIGNING SCOUT:** Fernando Encarnación**ACQUIRED (SIGNED):** Signed as a non-drafted free agent in 2016 (10/21/16)

YR	CLUB	W-L	ERA	G	GS	CG	SHO	SV	IP	H	R	ER	HR	HB	BB	SO	WP	BK
17	GCL Mets (R)	1-3	5.24	10	8	0	0	0	44.2	51	32	26	3	3	16	46	8	3
18	Kingsport (R)	4-1	3.79	11	7	0	0	1	40.1	38	18	17	2	5	16	36	3	0
19	Columbia (A)	3-1	4.03	4	3	0	0	0	22.1	14	10	10	2	2	3	33	4	0
	St. Lucie (A)	2-3	4.53	12	12	0	0	0	57.2	59	31	29	3	4	20	61	4	0
Minor League Totals		10-8	4.47	37	30	0	0	1	165.0	162	91	82	10	14	55	176	19	3

NUÑEZ, EDUARDO INFIELDER**MAJOR LEAGUE INVITE****NUÑEZ, NOAH** RIGHT-HANDED PITCHER

HT: 6-4 WT: 210 B/T: Right/Right

BORN: 12/28/98 in Rowland Heights, CA**HIGH SCHOOL:** Santana HS (CA)**RESIDES:** Santee, CA**SIGNING SCOUT:** Fred Mazuca**ACQUIRED (SIGNED):** Mets 39th-round pick in the 2017 First-Year Player Draft (6/19/17)

YR	CLUB	W-L	ERA	G	GS	CG	SHO	SV	IP	H	R	ER	HR	HB	BB	SO	WP	BK
17	GCL Mets (R)	1-2	7.15	8	0	0	0	0	11.1	15	11	9	3	2	2	5	1	0
18	Kingsport (R)	1-2	6.43	8	4	0	0	0	21.0	29	19	15	6	1	7	20	2	0
19	GCL Mets (R)	2-2	3.25	13	0	0	0	2	27.2	29	12	10	3	2	11	30	0	0
Minor League Totals		4-6	5.10	29	4	0	0	2	60.0	73	42	34	12	5	20	55	3	0

OLLER, ADAM RIGHT-HANDED PITCHER**HT:** 6-3 **WT:** 215 **B/T:** Right/Right**BORN:** 10/17/94 in Conroe, TX**HIGH SCHOOL:** Concordia Lutheran (TX)**RESIDES:** Saugus, CA**COLLEGE:** Northwestern State (LA)**SIGNING SCOUT:** Phil Huttman (Pittsburgh)**ACQUIRED (SIGNED):** Mets Rule 5 Draft Pick in the Triple-A Phase of the 2019 Rule 5 Draft (12/12/19)**CAREER NOTES**

2017...Was named to the New York-Penn League mid-season All-Star team...Was named the New York-Penn League Pitcher of the Week for the week of August 28-September 4.

YR	CLUB	W-L	ERA	G	GS	CG	SHO	SV	IP	H	R	ER	HR	HB	BB	SO	WP	BK
16	Bristol (R)	2-2	4.45	13	9	0	0	2	54.2	63	28	27	7	5	9	46	8	2
17	West Virginia (A)	5-3	1.59	17	2	0	0	1	45.1	30	10	8	1	3	9	50	3	0
18	West Virginia (A)	1-1	4.40	5	0	0	0	1	14.1	10	8	7	1	1	3	15	3	0
	Bradenton (A)	2-4	6.75	24	5	0	0	0	58.2	70	48	44	14	7	21	53	6	0
19	Windy City (Ind.)	2-1	0.67	4	4	0	0	0	27.0	15	3	2	1	1	2	45	0	0
	Augusta (A)	5-6	4.02	17	17	0	0	0	87.1	94	49	39	5	6	26	93	10	1
Minor League Totals		15-16	4.32	76	33	0	0	4	260.1	267	143	125	28	22	68	257	30	3

O'NEIL, CONNER RIGHT-HANDED PITCHER**HT:** 6-2 **WT:** 195 **B/T:** Right/Right**BORN:** 9/25/94 in Kennewick, WA**HIGH SCHOOL:** Southridge HS (WA)**RESIDES:** San Clemente, CA**COLLEGE:** Cal State Northridge**SIGNING SCOUT:** Justin Schwartz**ACQUIRED (SIGNED):** Mets seventh-round pick in the 2017 First-Year Player Draft (6/19/17)

YR	CLUB	W-L	ERA	G	GS	CG	SHO	SV	IP	H	R	ER	HR	HB	BB	SO	WP	BK
17	Brooklyn (A)	1-2	3.28	19	0	0	0	3	24.4	24	9	9	1	2	9	28	3	0
18	Columbia (A)	6-0	2.86	27	0	0	0	4	44.0	38	17	14	1	1	16	56	5	0
19	Columbia (A)	1-1	4.05	5	0	0	0	0	6.2	6	4	3	0	1	2	5	2	0
	St. Lucie (A)	2-1	5.00	27	0	0	0	2	45.0	56	28	25	7	3	25	35	3	0
Minor League Totals		10-4	3.81	78	0	0	0	9	120.1	124	58	51	9	7	52	124	13	0

O'NEILL, MATT CATCHER**HT:** 6-0 **WT:** 200 **B/T:** Right/Right**BORN:** 8/20/97 in Morristown, NJ**HIGH SCHOOL:** Seton Hall Prep (NJ)**RESIDES:** Morristown, NJ**COLLEGE:** University of Pennsylvania**SIGNING SCOUT:** Jim Thompson**ACQUIRED (SIGNED):** Mets 20th-round pick in the 2019 First-Year Player Draft (6/9/19)

YR	CLUB	AVG	G	AB	R	H	2B	3B	HR	RBI	SH	SF	HB	BB	SO	SB	CS	SLG	OBP	E
19	GCL Mets (R)	.286	25	70	9	20	3	1	1	8	1	2	4	18	23	0	1	.400	.447	5
	Kingsport (R)	.231	8	26	3	6	0	1	0	2	0	0	1	2	7	0	0	.308	.310	1
Minor League Totals		.271	33	96	12	26	3	2	1	10	1	2	5	20	30	0	1	.375	.415	6

ORTEGA, ERICKSON RIGHT-HANDED PITCHER**HT:** 5-11 **WT:** 152 **B/T:** Right/Right**BORN:** 1/5/99 in Tinaquillo, Venezuela**RESIDES:** Valencia, Venezuela**ACQUIRED (SIGNED):** Signed to a minor league contract as a non-drafted free agent in 2019 (5/24/19)

YR	CLUB	W-L	ERA	G	GS	CG	SHO	SV	IP	H	R	ER	HR	HB	BB	SO	WP	BK
19	DSL Mets1 (R)	0-0	8.10	1	0	0	0	0	3.1	8	3	3	0	1	2	4	2	0
	DSL Mets2 (R)	0-2	1.30	9	7	0	0	0	27.2	22	10	4	0	1	13	28	2	1
Minor League Totals		0-2	2.03	10	7	0	0	9	31.0	30	13	7	0	2	15	32	4	1

ORTEGA, JAKE CATCHER

HT: 5-10 WT: 180 B/T: Left/Right

BORN: 7/31/96 in Laguna Hills, CA

HIGH SCHOOL: Capistrano Valley HS (CA)

RESIDES: Mission Viejo, CA

COLLEGE: Cal State Bakersfield

SIGNING SCOUT: César Aranguren

ACQUIRED (SIGNED): Mets 28th-round pick in the 2019 First-Year Player Draft (6/9/19)

YR	CLUB	AVG	G	AB	R	H	2B	3B	HR	RBI	SH	SF	HB	BB	SO	SB	CS	SLG	OBP	E
19	Brooklyn (A)	.237	27	76	6	18	2	0	0	6	2	1	0	6	25	1	0	.263	.289	2
	St. Lucie (A)	.267	5	15	5	4	0	0	0	0	1	0	1	2	3	1	1	.267	.389	0
Minor League Totals		.242	32	91	11	22	2	0	0	6	3	1	1	8	28	2	1	.264	.307	2

OTA, SCOTT OUTFIELDER

HT: 5-11 WT: 195 B/T: Left/Left

BORN: 8/16/97 in Burlingame, CA

HIGH SCHOOL: Junipero Serra HS (CA)

RESIDES: Chicago, IL

COLLEGE: Illinois-Chicago

SIGNING SCOUT: Chris Heidt

ACQUIRED (SIGNED): Mets 10th-round pick in the 2019 First-Year Player Draft (6/9/19)

College...Hit 20 home runs in his final season at Illinois-Chicago, enough to lead the Horizon League in 2019.

YR	CLUB	AVG	G	AB	R	H	2B	3B	HR	RBI	SH	SF	HB	BB	SO	SB	CS	SLG	OBP	E
19	Kingsport (R)	.273	51	183	30	50	14	5	7	26	0	3	4	21	38	0	1	.519	.355	1

OTAÑEZ, MICHEL RIGHT-HANDED PITCHER

HT: 6-3 WT: 215 B/T: Right/Right

BORN: 7/3/97 in Villa La Mata, Dominican Republic

RESIDES: Cotui, Dominican Republic

SIGNING SCOUT: Marciano Álvarez

ACQUIRED (SIGNED): Signed as a non-drafted free agent in 2016 (7/2/16)

YR	CLUB	W-L	ERA	G	GS	CG	SHO	SV	IP	H	R	ER	HR	HB	BB	SO	WP	BK	
16	DSL Mets1 (R)	1-1	4.64	5	5	0	0	0	21.1	23	11	11	0	2	6	21	4	0	
17							Did Not Play - Injured												
18	Columbia (A)	1-6	7.64	11	7	0	0	0	35.1	42	39	30	2	7	24	33	4	1	
19	Kingsport (R)	2-2	3.31	7	7	0	0	0	32.2	26	14	12	1	2	11	44	5	0	
	Brooklyn (A)	2-1	2.97	7	7	0	0	0	30.1	26	12	10	2	1	17	26	2	0	
Minor League Totals		6-10	4.74	30	26	0	0	0	119.2	117	76	63	5	12	58	124	15	1	

OXFORD, BILLY RIGHT-HANDED PITCHER

HT: 6-1 WT: 220 B/T: Right/Right

BORN: 10/22/95 in Peoria, AZ

HIGH SCHOOL: Sunrise Mountain (AZ)

RESIDES: Peoria, AZ

COLLEGE: Azusa Pacific (CA)

SIGNING SCOUT: Fred Mazuca

ACQUIRED (SIGNED): Mets 27th-round pick in the 2017 First-Year Player Draft (6/19/17)

CAREER NOTES

2018...Was a mid-season All-Star with Columbia (A) of the New York-Penn League.

YR	CLUB	W-L	ERA	G	GS	CG	SHO	SV	IP	H	R	ER	HR	HB	BB	SO	WP	BK
17	Kingsport (R)	2-1	3.75	14	0	0	0	1	24.0	21	11	10	2	0	8	29	8	0
18	St. Lucie (A)	0-0	0.00	2	0	0	0	0	3.1	4	4	0	0	0	1	1	1	0
	Brooklyn (A)	8-1	1.34	26	0	0	0	0	40.1	36	8	6	1	0	14	26	3	0
19	Columbia (A)	0-3	4.73	25	0	0	0	2	32.1	39	25	17	6	3	8	32	3	0
Minor League Totals		10-5	2.97	67	0	0	0	3	100.0	100	48	33	9	3	31	88	15	0

PALMER, JAYLEN INFELDER

HT: 6-3 WT: 195 B/T: Right/Right

BORN: 7/31/00 in Flushing, NY

HIGH SCHOOL: Holy Cross HS (NY)

RESIDES: Brooklyn, NY

SIGNING SCOUT: John Kosciak

ACQUIRED (SIGNED): Mets 22nd-round pick in the 2018 First-Year Player Draft (7/9/18)

YR	CLUB	AVG	G	AB	R	H	2B	3B	HR	RBI	SH	SF	HB	BB	SO	SB	CS	SLG	OBP	E
18	GCL Mets (R)	.310	25	87	13	27	4	1	1	11	1	0	4	8	27	5	2	.414	.394	4
19	Kingsport (R)	.260	62	242	41	63	12	2	7	28	0	2	1	31	108	1	3	.413	.344	21
Minor League Totals		.274	87	329	54	90	16	3	8	39	1	2	5	39	135	6	5	.413	.357	25

PARKER, JARRETT OUTFIELDER

MAJOR LEAGUE INVITE

PARRA-RAMÍREZ, FRANKLIN LEFT-HANDED PITCHER

HT: 6-1 WT: 185 B/T: Left/Left

BORN: 9/13/99 in Copiague, NY

HIGH SCHOOL: Copiague HS (NY)

RESIDES: Copiague, NY

SIGNING SCOUT: John Kosciak

ACQUIRED (SIGNED): Mets 11th-round pick in the 2018 First-Year Player Draft (7/6/18)

YR	CLUB	W-L	ERA	G	GS	CG	SHO	SV	IP	H	R	ER	HR	HB	BB	SO	WP	BK
18	GCL Mets (R)	1-0	0.90	6	0	0	0	0	10.0	5	1	1	0	0	11	10	1	0
19	GCL Mets (R)	1-1	2.57	10	8	0	0	0	21.0	10	10	6	0	1	16	29	0	0
Minor League Totals		2-1	2.03	16	8	0	0	0	31.0	15	11	7	0	1	27	39	1	0

PARSONS, HUNTER RIGHT-HANDED PITCHER

HT: 6-2 WT: 215 B/T: Right/Right

BORN: 6/24/97 in Salisbury, MD

HIGH SCHOOL: Parkside HS (MD)

RESIDES: Fruitland, MD

COLLEGE: Maryland

SIGNING SCOUT: Jim Thompson

ACQUIRED (SIGNED): Mets 19th-round pick in the 2019 First-Year Player Draft (7/12/19)

YR	CLUB	W-L	ERA	G	GS	CG	SHO	SV	IP	H	R	ER	HR	HB	BB	SO	WP	BK
19	Brooklyn (A)	1-1	2.89	11	0	0	0	0	18.2	18	6	6	0	2	9	21	2	0

PAYANO, PEDRO RIGHT-HANDED PITCHER

MAJOR LEAGUE INVITE

PEDEN, NATE RIGHT-HANDED PITCHER

HT: 6-4 WT: 170 B/T: Right/Right

BORN: 10/16/98 in DeBary, FL

HIGH SCHOOL: University HS (FL)

RESIDES: DeBary, FL

SIGNING SCOUT: Jon Updike

ACQUIRED (SIGNED): Mets 13th-round pick in the 2017 First-Year Player Draft (6/19/17)

YR	CLUB	W-L	ERA	G	GS	CG	SHO	SV	IP	H	R	ER	HR	HB	BB	SO	WP	BK
17	GCL Mets (R)	1-1	6.35	8	1	0	0	0	11.1	19	9	8	2	0	5	9	0	0
18	Kingsport (R)	2-5	6.48	11	10	0	0	0	50.0	67	42	36	5	7	17	35	4	0
19	Kingsport (R)	1-4	8.58	12	3	0	0	0	35.2	51	38	34	6	3	14	31	1	1
Minor League Totals		4-10	7.24	31	14	0	0	0	97.0	137	89	78	13	10	36	75	5	1

PEÑA, JASSON RIGHT-HANDED PITCHER

HT: 6-3 WT: 171 B/T: Right/Right

BORN: 6/9/98 in Moca, Dominican Republic

RESIDES: Moca, Dominican Republic

SIGNING SCOUT: Anderson Taveras

ACQUIRED (SIGNED): Signed as a non-drafted free agent in 2016 (11/14/16)

YR	CLUB	W-L	ERA	G	GS	CG	SHO	SV	IP	H	R	ER	HR	HB	BB	SO	WP	BK	
17	DSL Mets1 (R)	2-3	2.29	12	2	0	0	2	39.1	24	17	10	1	5	10	39	6	1	
18	DSL Mets1 (R)	0-2	9.00	2	0	0	0	0	3.0	3	4	3	1	2	1	5	3	0	
19	Did Not Pitch - Injured																		
Minor League Totals		2-5	2.76	14	2	0	0	2	42.1	27	21	13	2	7	11	44	9	1	

PEROZA, JOSÉ INFIELDER

HT: 6-1 WT: 214 B/T: Right/Right

BORN: 6/15/00 in San Felipe, Venezuela**RESIDES:** San Felipe, Venezuela**SIGNING SCOUTS:** Ismael Pérez & Héctor Rincones**ACQUIRED (SIGNED):** Signed as a non-drafted free agent in 2016 (7/2/16)

YR	CLUB	AVG	G	AB	R	H	2B	3B	HR	RBI	SH	SF	HB	BB	SO	SB	CS	SLG	OBP	E
17	DSL Mets1 (R)	.300	57	213	29	64	21	1	2	28	0	2	0	17	55	7	3	.437	.349	8
	GCL Mets (R)	.176	5	17	1	3	0	0	0	1	1	0	0	1	8	0	1	.176	.222	1
18	GCL Mets (R)	.184	24	87	4	16	3	1	0	7	0	0	0	8	25	2	2	.241	.253	2
19	Brooklyn (A)	.225	33	111	14	25	4	0	4	22	0	0	4	7	38	0	2	.369	.295	2
	GCL Mets (R)	.328	16	64	14	21	6	2	6	20	0	1	3	4	15	1	0	.766	.389	1
Minor League Totals		.262	135	492	62	129	34	4	12	78	1	3	7	37	141	10	8	.421	.321	14

PETERSON, DAVID LEFT-HANDED PITCHER**MAJOR LEAGUE INVITE****POLANCO, FEDERICO INFIELDER**

HT: 5-10 WT: 155 B/T: Left/Right

BORN: 3/20/01 in San Pedro de Macoris, Dominican Republic**RESIDES:** San Pedro de Macoris, Dominican Republic**SIGNING SCOUT:** Marciano Álvarez**ACQUIRED (SIGNED):** Signed as a non-drafted free agent in 2017 (7/13/17)

YR	CLUB	AVG	G	AB	R	H	2B	3B	HR	RBI	SH	SF	HB	BB	SO	SB	CS	SLG	OBP	E
18	DSL Mets2 (R)	.201	64	249	28	50	6	3	0	18	0	0	2	19	53	11	3	.249	.263	19
19	GCL Mets (R)	.176	14	34	7	6	1	0	0	3	1	1	0	5	8	3	0	.206	.275	0
	DSL Mets1 (R)	.331	41	163	32	54	13	5	0	28	0	0	0	23	23	7	3	.472	.414	13
	DSL Mets2 (R)	.000	1	4	0	0	0	0	0	1	0	0	0	0	0	0	0	.000	.000	0
Minor League Totals		.244	120	450	67	110	20	8	0	50	1	1	2	47	84	21	6	.324	.318	32

PUJOLS, CRISTOPHER INFIELDER

HT: 6-2 WT: 180 B/T: Right/Right

BORN: 8/19/97 in Santo Domingo Este, Dominican Republic**RESIDES:** Santo Domingo Este, Dominican Republic**SIGNING SCOUT:** Fernando Encarnación**ACQUIRED (SIGNED):** Signed as a non-drafted free agent in 2016 (3/14/16)

YR	CLUB	AVG	G	AB	R	H	2B	3B	HR	RBI	SH	SF	HB	BB	SO	SB	CS	SLG	OBP	E
16	DSL Mets1 (R)	.327	17	52	8	17	4	2	0	4	0	0	3	5	14	1	0	.481	.417	3
	DSL Mets2 (R)	.243	30	103	7	25	6	0	0	5	0	0	1	5	18	4	3	.301	.284	9
17	DSL Mets2 (R)	.349	16	63	9	22	5	1	0	13	0	2	0	5	8	5	2	.460	.386	5
18	GCL Mets (R)	.219	42	146	23	32	8	1	1	13	0	5	0	17	35	6	3	.308	.292	17
19	Kingsport (R)	.262	58	206	20	54	8	1	3	29	0	3	3	16	46	3	3	.354	.320	14
Minor League Totals		.263	163	570	67	150	31	5	4	64	0	10	7	48	121	19	11	.356	.323	48

RAGAN, MITCH RIGHT-HANDED PITCHER

HT: 6-3 WT: 210 B/T: Right/Right

BORN: 4/1/97 in Omaha, NE**RESIDES:** Omaha, NE**SIGNING SCOUT:** Nathan Beuster**ACQUIRED (SIGNED):** Mets 15th-round pick in the 2019 First-Year Player Draft (6/9/19)**CAREER NOTES****2019...**Named a New York-Penn League All-Star with Brooklyn (A).

YR	CLUB	W-L	ERA	G	GS	CG	SHO	SV	IP	H	R	ER	HR	HB	BB	SO	WP	BK
19	Brooklyn (A)	3-2	3.09	15	3	0	0	0	35.0	27	17	12	1	2	3	31	4	0

RAMIREZ, ALAN LEFT-HANDED PITCHER

HT: 5-10 WT: 205 B/T: Left/Left

BORN: 7/20/99 in Bonao, Dominican Republic

RESIDES: Bonao, Dominican Republic

ACQUIRED (SIGNED): Signed as a non-drafted free agent in 2019 (6/8/19)

YR	CLUB	W-L	ERA	G	GS	CG	SHO	SV	IP	H	R	ER	HR	HB	BB	SO	WP	BK
19	DSL Mets1 (R)	1-3	4.06	9	6	0	0	1	31.0	22	18	14	1	3	16	41	10	0
	DSL Mets2 (R)	1-1	3.20	5	5	0	0	0	25.1	17	10	9	1	3	11	28	3	0
Minor League Totals		2-4	3.67	14	11	0	0	1	56.1	39	28	23	2	6	27	69	13	0

RAMÍREZ, ERASMO RIGHT-HANDED PITCHER**MAJOR LEAGUE INVITE****RAMIREZ, ROBERT RIGHT-HANDED PITCHER**

HT: 6-4 WT: 214 B/T: Right/Right

BORN: 5/7/01 in Azua, Dominican Republic

RESIDES: Azua, Dominican Republic

ACQUIRED (SIGNED): Signed as a non-drafted free agent in 2019 (3/2/19)

YR	CLUB	W-L	ERA	G	GS	CG	SHO	SV	IP	H	R	ER	HR	HB	BB	SO	WP	BK
19																		

Did Not Play

RAMIREZ, YEFRY RIGHT-HANDED PITCHER

HT: 6-2 WT: 215 B/T: Right/Right

BORN: 11/28/93 in Santo Domingo, Dominican Republic

RESIDES: Santo Domingo, Dominican Republic

SIGNING SCOUT: Junior Noboa (Arizona)

ACQUIRED (SIGNED): Signed as a minor league free agent in 2020 (1/8/20)

CAREER NOTES

2017...Was named to the Eastern League mid-season All-Star team...Was named the EL Pitcher of the Week for the week of May 15-21...**2016**...Was the Florida State League Pitcher of the Week for June 27-July 3 and August 22-28...**2015**...Was a Pioneer Mid-Season All-Star...**2014**...Was a Post-Season AZL All-Star.

YR	CLUB	W-L	ERA	G	GS	CG	SHO	SV	IP	H	R	ER	HR	HB	BB	SO	WP	BK
12	DSL D-backs (R)	2-0	3.28	18	0	0	0	0	24.2	26	12	9	1	3	17	18	7	0
13	DSL D-backs (R)	0-6	3.00	13	11	0	0	0	60.0	56	31	20	2	4	16	62	7	2
14	AZL D-backs (R)	4-2	1.93	7	4	0	0	0	37.1	26	9	8	0	2	4	48	5	2
	Missoula (R)	2-1	4.45	6	6	0	0	0	30.1	32	16	15	8	1	7	17	1	0
15	Missoula (R)	5-5	5.35	14	13	0	0	0	69.0	68	46	41	11	8	21	61	10	2
16	Charleston (A)	4-2	2.80	11	11	0	0	0	61.0	48	20	19	4	3	14	66	5	1
	Tampa (A)	3-7	2.84	11	11	0	0	0	63.1	34	23	20	5	6	18	66	4	3
17	Trenton (AA)	10-3	3.41	18	18	2	1	0	92.1	78	38	35	9	5	38	91	7	0
	Bowie (AA)	5-0	3.66	6	6	1	0	0	32.0	27	13	13	6	1	11	26	1	0
18	Norfolk (AAA)	3-5	3.88	14	14	0	0	0	72.0	62	31	31	7	4	22	72	3	0
	BALTIMORE (AL)	1-8	5.92	17	12	0	0	0	65.1	64	44	43	11	4	36	62	5	0
19	Norfolk (AAA)	1-1	1.50	4	4	0	0	0	18.0	11	4	3	2	0	9	24	1	0
	BALTIMORE (AL)	0-2	6.97	4	1	0	0	0	10.1	11	9	8	2	2	9	11	1	0
	Indianapolis (AAA)	1-4	5.20	15	5	0	0	0	45.0	42	28	26	5	2	29	58	3	2
	PITTSBURGH (NL)	0-0	7.71	9	0	0	0	0	14.0	19	15	12	2	2	7	16	1	0
Minor League Totals		40-36	3.57	137	103	3	1	0	605.0	510	271	240	60	39	206	609	54	12
Major League Totals		1-10	6.32	30	13	0	0	0	89.2	94	68	63	15	8	52	89	7	0

RAMOS, DARWIN RIGHT-HANDED PITCHER

HT: 6-2 WT: 210 B/T: Right/Right

BORN: 11/23/95 in Valencia, Venezuela**RESIDES:** Puerto Cabello, Venezuela**SIGNING SCOUTS:** Ismael Pérez & Héctor Rincones**ACQUIRED (SIGNED):** Signed as a non-drafted free agent in 2012 (11/1/12)

YR	CLUB	W-L	ERA	G	GS	CG	SHO	SV	IP	H	R	ER	HR	HB	BB	SO	WP	BK
13	DSL Mets2 (R)	3-2	3.43	11	11	0	0	0	42.0	37	17	16	2	3	5	40	3	1
14	GCL Mets (R)	2-4	3.96	10	7	0	0	0	38.2	39	26	17	0	3	12	30	1	2
15	Kingsport (R)	2-4	4.47	10	8	0	0	0	46.1	47	24	23	3	3	20	41	3	0
16	Kingsport (R)	0-3	5.31	13	5	0	0	1	39.0	44	33	23	2	0	16	42	4	3
17	St. Lucie (A)	0-0	6.23	5	0	0	0	0	8.2	9	9	6	2	0	5	11	1	0
	Brooklyn (A)	2-3	3.86	8	6	0	0	0	32.2	29	19	14	0	2	16	37	3	0
	Columbia (A)	2-3	4.81	12	5	0	0	0	39.1	47	24	21	2	4	19	27	5	1
18	Columbia (A)	4-3	4.74	37	0	0	0	2	74.0	83	39	39	2	1	26	73	15	1
19	Binghamton (AA)	0-0	9.00	1	0	0	0	0	2.0	4	2	2	0	0	1	0	0	0
	St. Lucie (A)	4-2	1.43	23	1	0	0	0	37.2	37	14	6	1	4	14	31	1	1
	Columbia (A)	0-0	2.81	18	0	0	0	1	25.2	20	11	8	2	0	8	30	2	1
Minor League Totals		19-24	4.08	148	43	0	0	4	386.0	396	218	175	16	20	142	362	38	10

RAMOS, NATANAEL CATCHER

HT: 5-11 WT: 216 B/T: Right/Right

BORN: 6/19/93 in Valencia, Venezuela**RESIDES:** Valencia, Venezuela**SIGNING SCOUTS:** Rafael Perez, Ismael Cruz, Sandy Rosario & Modesto Abreu**ACQUIRED (SIGNED):** Signed as a non-drafted free agent in 2010 (11/20/10) and resigned as a free agent in 2019 (2/28/19)

YR	CLUB	AVG	G	AB	R	H	2B	3B	HR	RBI	SH	SF	HB	BB	SO	SB	CS	SLG	OBP	E
11	DSL Mets2 (R)	.148	28	61	10	9	4	0	0	4	3	0	3	7	8	0	1	.213	.268	3
12	DSL Mets2 (R)	.179	18	39	3	7	2	0	0	6	0	1	0	5	13	0	0	.231	.267	0
	DSL Mets1 (R)	.270	12	37	4	10	0	0	0	3	0	1	1	3	11	1	2	.270	.333	0
13	DSL Met2 (R)	.333	1	3	1	1	0	0	0	0	0	0	0	1	0	1	0	.333	.333	0
14	GCL Mets (R)	.217	33	106	8	23	4	0	0	8	1	1	2	8	14	2	2	.255	.282	2
15	Brooklyn (A)	.091	7	11	2	1	0	0	1	2	0	0	0	0	3	0	0	.364	.091	1
	Savannah (A)	.288	17	59	5	17	3	0	0	4	0	0	0	1	20	0	1	.339	.300	1
16	GCL Mets (R)	.000	1	1	0	0	0	0	0	0	0	0	0	0	0	0	0	.000	.000	0
	Columbia (A)	.297	12	37	3	11	2	1	0	3	2	0	1	4	11	1	0	.405	.381	0
17	Columbia (A)	.227	12	44	4	10	2	0	0	3	0	0	2	1	9	0	1	.273	.277	0
	GCL Mets (R)	.091	3	11	0	1	0	0	0	0	0	0	0	2	0	0	0	.091	.091	0
18	Did Not Play																			
19	Did Not Play - Injured																			
Minor League Totals		.220	144	409	40	90	17	1	1	33	6	3	9	29	91	5	9	.274	.284	7

REGNAULT, ANDRES CATCHER

HT: 6-0 WT: 251 B/T: Right/Right

BORN: 12/21/98 in Caracas, Venezuela**RESIDES:** Caracas, Venezuela**SIGNING SCOUTS:** Héctor Rincones & Ismael Pérez**ACQUIRED (SIGNED):** Signed as a non-drafted free agent in 2015 (7/24/15)**CAREER NOTES****2018...**Dominican Summer League #1 Sterling Award winner...Mid-Season DSL All-Star.

YR	CLUB	AVG	G	AB	R	H	2B	3B	HR	RBI	SH	SF	HB	BB	SO	SB	CS	SLG	OBP	E
16	DSL Mets2 (R)	.132	39	106	11	14	3	0	0	9	1	0	2	17	39	2	0	.160	.264	5
17	DSL Mets2 (R)	.270	36	115	13	31	4	0	3	13	1	0	4	12	28	3	2	.383	.359	1
18	DSL Mets1 (R)	.333	53	192	33	64	17	1	9	45	0	2	8	22	33	5	3	.573	.420	5
19	Kingsport (R)	.292	44	178	26	52	11	0	8	49	0	3	3	8	36	0	2	.489	.328	4
Minor League Totals		.272	172	591	83	161	35	1	20	116	2	5	17	59	136	10	7	.437	.353	15

RENNIE, LUC RIGHT-HANDED PITCHER

HT: 6-2 WT: 215 B/T: Right/Right

BORN: 4/26/94 in Indianapolis, IN

HIGH SCHOOL: Torrey Pines HS (CA)

RESIDES: San Diego, CA

SIGNING SCOUT: Mark Ralston (Baltimore)

ACQUIRED (SIGNED): Signed as a minor league free agent in 2018 (7/4/18)

YR	CLUB	W-L	ERA	G	GS	CG	SHO	SV	IP	H	R	ER	HR	HB	BB	SO	WP	BK
12	GCL Orioles (R)	1-1	3.04	12	0	0	0	1	26.2	24	10	9	0	3	9	27	2	0
13	Aberdeen (A)	0-1	2.79	2	2	0	0	0	9.2	9	3	3	0	1	5	12	0	0
	Frederick (A)	1-2	5.56	3	2	0	0	0	11.1	11	9	7	1	1	6	6	1	0
	Delmarva (A)	4-5	3.91	10	10	1	0	0	53.0	57	30	23	4	3	13	40	1	0
14	Aberdeen (A)	2-2	8.10	7	1	0	0	1	26.2	29	25	24	3	2	10	24	2	0
	Delmarva (A)	3-7	6.21	17	15	0	0	0	87.0	131	71	60	8	6	21	72	3	1
15	Aberdeen (A)	0-0	5.14	2	2	0	0	0	7.0	8	4	4	0	1	5	7	0	0
16	Evansville (Ind.)	1-4	7.33	18	7	0	0	0	46.2	60	42	38	4	6	30	41	7	0
17	Evansville (Ind.)	7-5	2.91	13	12	0	0	0	77.1	71	36	25	6	1	39	66	7	0
18	Evansville (Ind.)	4-1	2.31	10	10	0	0	0	62.1	51	20	16	1	5	20	70	3	0
	Columbia (A)	3-4	4.07	10	9	1	0	0	55.1	61	26	25	4	4	11	60	6	0
19	Binghamton (AA)	0-2	5.01	4	4	0	0	0	23.1	17	15	13	5	2	8	23	3	0
	St. Lucie (A)	7-8	3.83	22	20	2	0	0	108.0	106	54	46	14	4	32	67	6	1
Minor League Totals		21-32	4.72	89	65	4	0	2	408.0	453	247	214	39	27	120	338	24	2
Independent Totals		12-10	3.82	41	29	0	0	0	186.1	182	98	79	11	12	89	177	17	0

RENERIA, MARCEL RIGHT-HANDED PITCHER

HT: 5-11 WT: 185 B/T: Right/Right

BORN: 9/27/94 in Nogales, AZ

HIGH SCHOOL: Nogales HS (AZ)

RESIDES: Rio Rico, AZ

COLLEGE: New Mexico State

SIGNING SCOUT: Kevin Roberson

ACQUIRED (SIGNED): Mets sixth-round selection in the 2017 First-Year Player Draft (6/19/17)

CAREER NOTES

Personal...Is related to former Montreal Expos Gil Heredia and Dave Oropeza Sr.

YR	CLUB	W-L	ERA	G	GS	CG	SHO	SV	IP	H	R	ER	HR	HB	BB	SO	WP	BK
17	Brooklyn (A)	1-2	9.53	9	0	0	0	1	11.1	15	12	12	0	1	7	17	4	1
18	Columbia (A)	5-3	4.23	15	15	0	0	0	76.2	77	43	36	6	7	23	72	1	1
19	Binghamton (AA)	0-0	0.00	1	0	0	0	1	1.0	1	0	0	0	0	2	0	0	0
	St. Lucie (A)	1-4	4.62	37	0	0	0	5	62.1	62	38	32	6	6	26	63	13	0
Minor League Totals		7-9	4.76	62	15	0	0	7	151.1	155	93	80	12	14	56	154	18	2

REYES, WILMER INFILDER

HT: 6-0 WT: 161 B/T: Right/Right

BORN: 12/22/97 in Mao, Dominican Republic

RESIDES: Mao, Dominican Republic

SIGNING SCOUT: Daurys Nin

ACQUIRED (SIGNED): Signed as a non-drafted free agent in 2016 (6/1/16)

CAREER NOTES

2019...Named a New York-Penn League All-Star with Brooklyn (A).

YR	CLUB	AVG	G	AB	R	H	2B	3B	HR	RBI	SH	SF	HB	BB	SO	SB	CS	SLG	OBP	E
16	DSL Mets2 (R)	.264	58	220	27	58	7	3	2	20	1	2	3	11	25	5	3	.350	.305	16
17	DSL Mets1 (R)	.242	59	215	39	52	11	3	2	26	1	3	8	25	29	13	6	.349	.339	9
	GCL Mets (R)	.333	13	54	7	18	5	0	0	7	1	1	0	6	8	7	2	.426	.393	1
18	GCL Mets (R)	.269	32	119	18	32	5	2	3	10	0	0	2	3	17	2	5	.420	.298	0
	St. Lucie (A)	.231	5	13	2	3	0	0	1	1	0	0	0	4	0	0	.462	.231	0	
	Kingsport (R)	.000	2	8	0	0	0	0	0	0	0	0	0	3	0	0	.000	.000	0	
19	Brooklyn (A)	.323	61	229	32	74	8	2	5	33	1	3	3	8	41	12	6	.441	.350	11
Minor League Totals		.276	230	858	125	237	36	10	13	97	4	9	16	53	127	39	22	.387	.327	37

RINCONES, RONNY RIGHT-HANDED PITCHER

HT: 5-10 WT: 160 B/T: Right/Right

BORN: 10/31/01 in Ocumare del Tuy, Venezuela**RESIDES:** Ocumare del Tuy, Venezuela**ACQUIRED (SIGNED):** Signed as a non-drafted free agent in 2018 (8/7/18)**CAREER NOTES****2019...**Named Sterling Mets DSL Pitcher of the Year.

YR	CLUB	W-L	ERA	G	GS	CG	SHO	SV	IP	H	R	ER	HR	HB	BB	SO	WP	BK
19	DSL Mets1 (R)	1-0	1.45	8	7	0	0	1	31.0	21	18	5	1	3	12	31	9	0
	DSL Mets2 (R)	0-1	3.92	5	4	0	0	0	20.2	26	9	9	0	0	7	22	2	0
Minor League Totals		1-1	2.44	13	11	0	0	1	51.2	47	27	14	1	3	19	53	11	0

RÍOS, FRANCISCO RIGHT-HANDED PITCHER**MAJOR LEAGUE INVITE****RITTER, LUKE** INFIELDER

HT: 5-11 WT: 187 B/T: Right/Right

BORN: 2/15/97 in Minneapolis, MN**RESIDES:** Overland Park, KS**SIGNING SCOUT:** Nathan Beuster**ACQUIRED (SIGNED):** Mets 7th-round pick in the 2019 First-Year Player Draft (6/9/19)**HIGH SCHOOL:** Rockhurst HS (MO)**COLLEGE:** Wichita State

YR	CLUB	AVG	G	AB	R	H	2B	3B	HR	RBI	SH	SF	HB	BB	SO	SB	CS	SLG	OBP	E
19	Brooklyn (A)	.245	68	229	39	56	15	1	4	36	1	3	6	33	50	5	3	.371	.351	9

RIVAS, JESÚS RIGHT-HANDED PITCHER

HT: 6-1 WT: 175 B/T: Right/Right

BORN: 11/10/00 in Barquisimeto, Venezuela**RESIDES:** Barquisimeto, Venezuela**ACQUIRED (SIGNED):** Signed as a non-drafted free agent in 2019 (1/30/19)

YR	CLUB	W-L	ERA	G	GS	CG	SHO	SV	IP	H	R	ER	HR	HB	BB	SO	WP	BK
19	DSL Mets2 (R)	2-0	10.13	8	0	0	0	0	10.2	10	12	12	0	3	15	12	9	0

RIVERA, JOSÉ CATCHER

HT: 5-9 WT: 190 B/T: Right/Right

BORN: 9/7/99 in Bayamon, Puerto Rico**RESIDES:** Bayamon, Puerto Rico**ACQUIRED (SIGNED):** Signed as a non-drafted free agent in 2019 (7/5/19)**SCHOOL:** Otero (PR)

YR	CLUB	AVG	G	AB	R	H	2B	3B	HR	RBI	SH	SF	HB	BB	SO	SB	CS	SLG	OBP	E
19	DSL Mets2 (R)	.299	21	77	17	23	7	1	3	14	0	1	3	12	14	0	0	.532	.409	10

RIVERA, RENÉ CATCHER**MAJOR LEAGUE INVITE****RIZZIE, DAN** CATCHER

HT: 6-2 WT: 200 B/T: Right/Right

BORN: 11/26/93 in Orland Park, IL**RESIDES:** Orland Park, IL**SIGNING SCOUT:** Jarrett England**ACQUIRED (SIGNED):** Mets 13th-round selection in the 2016 First-Year Player Draft (6/16/16)**HIGH SCHOOL:** Carl Sandburg (IL)**COLLEGE:** Xavier**CAREER NOTES****2016...**Was part of the first triple play in Brooklyn Cyclones history...**College...**Earned first-team all-Big East honors in 2016...Was named Big East Championship Most Outstanding Player.

YR	CLUB	AVG	G	AB	R	H	2B	3B	HR	RBI	SH	SF	HB	BB	SO	SB	CS	SLG	OBP	E
16	Brooklyn (A)	.162	33	105	10	17	3	1	0	8	0	2	5	14	9	3	2	.210	.286	1
17	St. Lucie (A)	.153	20	59	2	9	1	0	0	1	0	1	1	9	13	0	0	.169	.271	4
	Columbia (A)	.261	52	184	8	48	8	0	0	15	3	0	0	15	38	0	0	.304	.317	3
18	Columbia (A)	.318	6	22	3	7	0	0	0	2	0	0	1	1	3	0	0	.318	.375	0
	St. Lucie (A)	.248	67	214	20	53	9	0	2	20	0	6	0	20	33	0	2	.318	.304	5
19	St. Lucie (A)	.244	40	123	7	30	4	0	1	10	2	0	0	10	30	1	1	.301	.301	1
Minor League Totals		.232	218	707	50	164	25	1	3	56	5	9	7	69	126	4	5	.283	.303	14

RODRÍGUEZ, DAVID CATCHER

MAJOR LEAGUE INVITE

RODRÍGUEZ, ENDY CATCHER

HT: 6-0 WT: 170 B/T: Switch/Right

BORN: 5/26/00 in Santiago, Dominican Republic**RESIDES:** Santiago, Dominican Republic**SIGNING SCOUT:** Anderson Taveras**ACQUIRED (SIGNED):** Signed as a non-drafted free agent in 2018 (7/2/18)

YR	CLUB	AVG	G	AB	R	H	2B	3B	HR	RBI	SH	SF	HB	BB	SO	SB	CS	SLG	OBP	E
18	DSL Mets2 (R)	.385	11	39	7	15	2	1	0	6	0	1	0	5	9	1	2	.487	.444	0
	DSL Mets1 (R)	.197	24	76	15	15	4	1	2	17	0	3	2	15	17	1	0	.355	.333	2
19	GCL Mets (R)	.293	22	75	14	22	10	1	0	6	0	1	3	10	13	4	0	.453	.393	2
	DSL Mets1 (R)	.296	9	35	5	8	4	0	2	8	0	0	3	5	5	0	0	.667	.457	0
Minor League Totals		.276	66	217	41	60	20	3	4	37	0	5	8	35	44	6	2	.452	.389	4

RODRIGUEZ, FAMIN INFIELDER

HT: 5-10 WT: 180 B/T: Left/Right

BORN: 3/5/02 in Sabana Grande de Boya, Dominican Republic**RESIDES:** Sabana Grande de Boya, Dominican Republic**ACQUIRED (SIGNED):** Signed as a non-drafted free agent in 2019 (3/7/19)

YR	CLUB	AVG	G	AB	R	H	2B	3B	HR	RBI	SH	SF	HB	BB	SO	SB	CS	SLG	OBP	E
19	DSL Mets1 (R)	.238	30	80	20	19	2	0	0	4	1	0	6	11	13	7	3	.263	.371	5
	DSL Mets2 (R)	.500	2	4	2	2	1	0	0	0	0	0	0	0	1	0	0	.750	.500	0
Minor League Totals		.250	32	84	22	21	3	0	0	4	1	0	6	11	14	7	3	.286	.376	5

RODRÍGUEZ, HÉCTOR LEFT-HANDED PITCHER

HT: 6-2 WT: 166 B/T: Left/Left

BORN: 12/27/97 in Carabobo, Venezuela**RESIDES:** Yaracuy, Venezuela**ACQUIRED (SIGNED):** Signed as a non-drafted free agent in 2017 (3/20/17)

YR	CLUB	W-L	ERA	G	GS	CG	SHO	SV	IP	H	R	ER	HR	HB	BB	SO	WP	BK
17	DSL Mets1 (R)	3-0	1.86	13	0	0	0	4	38.2	21	12	8	0	2	21	55	2	1
18	DSL Mets2 (R)	0-0	1.50	3	3	0	0	0	12.0	6	3	2	0	0	5	9	0	0
	GCL Mets (R)	0-0	4.33	11	2	0	0	0	27.0	20	14	13	1	3	18	27	2	0
19	Kingsport (R)	3-2	6.07	22	0	0	0	0	29.2	29	25	20	2	9	21	40	5	1
Minor League Totals		6-2	3.61	49	5	0	0	4	107.1	76	54	43	3	14	65	131	9	2

RODRÍGUEZ, MANNY INFIELDER

HT: 5-10 WT: 166 B/T: Right/Right

BORN: 7/4/96 in Brooklyn, NY**RESIDES:** Brooklyn, NY**SIGNING SCOUT:** Jarrett England**ACQUIRED (SIGNED):** Mets 10th-round selection in the 2018 First-Year Player Draft (6/15/18)

CAREER NOTES

2019...Named a Florida State League Mid-Season All-Star with St. Lucie (A).

YR	CLUB	AVG	G	AB	R	H	2B	3B	HR	RBI	SH	SF	HB	BB	SO	SB	CS	SLG	OBP	E
18	Brooklyn (A)	.236	51	174	19	41	8	2	2	18	1	1	2	14	58	5	2	.339	.298	12
19	St. Lucie (A)	.242	114	380	38	92	20	2	1	35	1	1	4	36	116	14	10	.313	.314	26
Minor League Totals		.240	165	554	57	133	28	4	3	53	2	2	6	50	174	19	12	.321	.309	38

ROJAS, OSCAR RIGHT-HANDED PITCHER

HT: 5-11 WT: 200 B/T: Right/Right

BORN: 5/5/99 in Guanajuato, Mexico**RESIDES:** Guanajuato, Mexico**SIGNING SCOUT:** Gabriel Low**ACQUIRED (SIGNED):** Signed as a non-drafted free agent in 2017 (5/23/17)

YR	CLUB	W-L	ERA	G	GS	CG	SHO	SV	IP	H	R	ER	HR	HB	BB	SO	WP	BK
17	DSL Mets2 (R)	1-2	2.18	7	7	0	0	0	33.0	27	9	8	0	0	2	35	3	0
18	GCL Mets (R)	3-3	3.83	8	7	0	0	0	42.1	34	19	18	1	1	12	40	4	0
	Kingsport (R)	0-2	6.75	2	2	0	0	0	8.0	11	7	6	2	0	3	2	0	0
19									Did Not Play - Injured									
Minor League Totals		4-7	3.46	17	16	0	0	0	83.1	72	35	32	3	1	17	77	7	0

ROMERO, YOEL INFIELDER

HT: 6-0 WT: 170 B/T: Right/Right

BORN: 4/10/98 in Caracas, Venezuela**RESIDES:** Caracas, Venezuela**SIGNING SCOUTS:** Carlos Pérez & Héctor Rincones**ACQUIRED (SIGNED):** Signed as a non-drafted free agent in 2014 (7/2/14)**CAREER NOTES**

2018...Was a Player of the Week Award recipient for Kingsport (R) of the Appalachian League during the week of September 3...**2017**...Was the Sterling Award Co-Winner for the DSL Mets2 squad.

YR	CLUB	AVG	G	AB	R	H	2B	3B	HR	RBI	SH	SF	HB	BB	SO	SB	CS	SLG	OBP	E
15	DSL Mets2 (R)	.028	12	36	2	1	0	0	0	0	0	0	2	3	11	0	2	.028	.146	0
	DSL Mets1 (R)	.244	38	119	19	29	8	2	0	11	1	1	3	9	32	3	2	.345	.311	10
16	DSL Mets2 (R)	.170	49	141	14	24	4	1	0	11	2	1	2	12	27	8	3	.213	.244	7
17	DSL Mets2 (R)	.364	67	239	47	87	10	4	2	35	3	4	4	31	32	17	7	.464	.439	2
18	Kingsport (R)	.265	53	204	42	54	10	0	4	38	1	3	2	33	41	12	7	.373	.368	10
19	Brooklyn (A)	.251	54	199	31	50	9	2	4	15	2	0	0	22	41	6	4	.377	.326	10
	St. Lucie (A)	.240	9	25	5	6	1	0	0	1	0	0	0	2	4	0	0	.280	.296	2
	Columbia (A)	.133	10	30	2	4	0	0	0	2	0	0	0	3	7	0	0	.133	.212	2
Minor League Totals		.257	292	993	162	255	42	9	10	113	9	9	13	115	195	46	25	.347	.339	42

RUMBELOW, NICK RIGHT-HANDED PITCHER**MAJOR LEAGUE INVITE****RYAN, RYDER** RIGHT-HANDED PITCHER

HT: 6-2 WT: 205 B/T: Right/Right

BORN: 5/11/95 in Huntersville, NC**RESIDES:** Huntersville, NC**SIGNING SCOUT:** Bob Mayer (Cleveland)**ACQUIRED (SIGNED):** Acquired from Cleveland in exchange for OF Jay Bruce on August 9, 2017.**CAREER NOTES**

2018...Was named to the Mid-Season Florida State League (A) All-Star team...**2017**...Was a Midwest League Mid-Season All-Star with Lake County (A)...**High School/College**...As a high schooler, was ranked as the No. 1 third baseman and the No. 3 player overall in North Carolina by *Perfect Game*...Was the No. 5 third baseman and the No. 120 player in the country according to *Perfect Game*...Played third base while attending North Carolina but did make one career relief appearance.

YR	CLUB	W-L	ERA	G	GS	CG	SHO	SV	IP	H	R	ER	HR	HB	BB	SO	WP	BK
16	AZL Indians (R)	0-1	3.86	15	0	0	0	1	18.2	21	9	8	1	1	9	24	3	0
17	Lake County (A)	3-4	4.79	33	0	0	0	6	41.1	44	28	22	4	3	17	49	2	1
	Columbia (A)	0-0	2.08	8	0	0	0	0	13.0	6	3	3	1	0	5	13	0	0
18	St. Lucie (A)	1-0	1.77	16	0	0	0	2	20.1	14	4	4	0	0	5	23	2	0
	Binghamton (AA)	3-3	4.13	26	0	0	0	3	32.2	27	17	15	5	3	10	36	7	0
19	Binghamton (AA)	3-1	3.05	25	2	0	0	0	44.1	33	17	15	2	2	23	40	3	0
Minor League Totals		10-9	3.54	123	2	0	0	12	170.1	145	78	67	13	9	69	185	17	1

SAEZ, JHOANDER OUTFIELDER

HT: 6-0 WT: 165 B/T: Switch/Right

BORN: 3/24/98 in Porlamar, Venezuela**RESIDES:** Margarita, Venezuela**SIGNING SCOUT:** Marciano Álvarez**ACQUIRED (SIGNED):** Signed as a non-drafted free agent in 2016 (9/18/16)

YR	CLUB	AVG	G	AB	R	H	2B	3B	HR	RBI	SH	SF	HB	BB	SO	SB	CS	SLG	OBP	E
17	DSL Mets2 (R)	.320	68	275	56	88	8	4	0	25	5	1	4	32	66	20	4	.378	.397	2
18	GCL Mets (R)	.230	41	139	20	32	5	1	0	11	0	0	0	11	54	11	2	.281	.287	2
19	Kingsport (R)	.269	30	108	14	29	6	1	0	8	1	0	0	9	26	6	4	.343	.325	1
Minor League Totals		.285	139	522	90	149	19	6	0	44	6	1	4	52	146	37	10	.345	.354	5

SALAZAR, EDUARDO OUTFIELDER

HT: 6-3 WT: 167 B/T: Right/Right

BORN: 12/15/00 in Barcelona, Venezuela**RESIDES:** Anzoategui, Venezuela**SIGNING SCOUT:** Nestor Moreno**ACQUIRED (SIGNED):** Signed as a non-drafted free agent in 2017 (7/2/17)

YR	CLUB	AVG	G	AB	R	H	2B	3B	HR	RBI	SH	SF	HB	BB	SO	SB	CS	SLG	OBP	E
18	DSL Mets2 (R)	.193	20	57	9	11	1	0	0	3	1	2	0	8	18	0	2	.211	.284	1
	DSL Mets2 (R)	.354	22	82	12	29	2	1	0	9	0	1	0	9	19	2	0	.402	.413	1
19	GCL Mets (R)	.241	19	58	9	14	1	0	1	7	0	2	4	3	14	1	1	.310	.313	0
Minor League Totals		.274	61	197	30	54	4	1	1	19	1	5	4	20	51	3	3	.320	.345	2

SÁNCHEZ, BRANDON LEFT-HANDED PITCHER

HT: 5-11 WT: 165 B/T: Left/Left

BORN: 12/20/00 in Maracay, Venezuela**RESIDES:** Maracay, Venezuela**ACQUIRED (SIGNED):** Signed as a non-drafted free agent in 2018 (7/2/18)

YR	CLUB	W-L	ERA	G	GS	CG	SHO	SV	IP	H	R	ER	HR	HB	BB	SO	WP	BK
19	DSL Mets2 (R)	1-4	5.68	6	5	0	0	0	19.0	26	14	12	0	2	14	9	2	1
	DSL Mets1 (R)	0-0	3.60	5	0	0	0	1	10.0	7	5	4	1	1	3	7	7	0
Minor League Totals		1-4	4.97	11	5	0	0	1	29.0	33	19	16	1	3	17	16	9	1

SANTANA, LUIS OUTFIELDER

HT: 6-2 WT: 160 B/T: Left/Right

BORN: 8/1/02 in San Pedro de Macoris, Dominican Republic**RESIDES:** San Pedro de Macoris, Dominican Republic**ACQUIRED (SIGNED):** Signed as a non-drafted free agent in 2018 (8/1/18)

YR	CLUB	AVG	G	AB	R	H	2B	3B	HR	RBI	SH	SF	HB	BB	SO	SB	CS	SLG	OBP	E
19																				
		Did Not Play - Injured																		

SANTOS, JUNIOR RIGHT-HANDED PITCHER

HT: 6-8 WT: 218 B/T: Right/Right

BORN: 8/16/01 in Santiago, Dominican Republic**RESIDES:** Santiago, Dominican Republic**SIGNING SCOUT:** Anderson Taveras**ACQUIRED (SIGNED):** Signed as a non-drafted free agent in 2018 (6/2/18)

YR	CLUB	W-L	ERA	G	GS	CG	SHO	SV	IP	H	R	ER	HR	HB	BB	SO	WP	BK
18	DSL Mets1 (R)	1-1	2.80	11	10	0	0	0	45.0	35	15	14	1	4	6	36	4	0
	GCL Mets (R)	0-0	0.00	3	0	0	0	0	5.0	4	0	0	0	0	0	3	0	0
19	Kingsport (R)	0-5	5.09	14	14	0	0	0	40.2	46	29	23	4	6	25	36	5	0
Minor League Totals		1-6	3.67	28	24	0	0	0	90.2	85	44	37	5	10	31	75	9	0

SANTOS, REYSON RIGHT-HANDED PITCHER

HT: 6-2 WT: 190 B/T: Right/Right

BORN: 1/22/99 in Bani, Dominican Republic**RESIDES:** Bani, Dominican Republic**SIGNING SCOUT:** Miguel Vásquez**ACQUIRED (SIGNED):** Signed as a non-drafted free agent in 2018 (6/15/18)**CAREER NOTES****2019...**Named an Appalachian League Post-Season All-Star with Kingsport (R).

YR	CLUB	W-L	ERA	G	GS	CG	SHO	SV	IP	H	R	ER	HR	HB	BB	SO	WP	BK
18	DSL Mets1 (R)	2-0	5.66	9	0	0	0	1	20.2	9	13	13	2	2	16	21	4	1
19	Brooklyn (A)	0-0	0.00	2	0	0	0	1	2.0	1	0	0	0	0	1	5	0	0
	Kingsport (R)	0-0	2.45	22	0	0	0	8	22.0	17	7	6	3	0	8	28	5	1
Minor League Totals		2-0	3.83	33	0	0	0	10	44.2	27	20	19	5	2	25	54	8	2

SAUNDERS, WARREN INFIELDER

HT: 6-3 WT: 188 B/T: Right/Right

BORN: 12/15/98 in Grand Bahama, Bahamas**RESIDES:** Grand Bahama, Bahamas**ACQUIRED (SIGNED):** Signed as a non-drafted free agent in 2018 (8/29/18)

YR	CLUB	AVG	G	AB	R	H	2B	3B	HR	RBI	SH	SF	HB	BB	SO	SB	CS	SLG	OBP	E
19	GCL Mets	.323	33	127	25	41	5	0	1	20	1	2	7	10	23	3	0	.386	.397	4

SENGER, HAYDEN CATCHER

HT: 6-1 WT: 210 B/T: Right/Right

BORN: 4/3/97 in Hamilton, OH**RESIDES:** Oxford, OH**SIGNING SCOUT:** Chris Hervey**ACQUIRED (SIGNED):** Mets 24th-round pick in the 2018 First-Year Player Draft (6/18/18)**HIGH SCHOOL:** Lakota East HS (OH)**COLLEGE:** Miami (OH)

YR	CLUB	AVG	G	AB	R	H	2B	3B	HR	RBI	SH	SF	HB	BB	SO	SB	CS	SLG	OBP	E
18	Kingsport (R)	.400	10	35	12	14	4	0	1	6	0	0	2	4	8	0	0	.600	.488	0
	Brooklyn (A)	.250	22	68	9	17	3	1	0	12	0	1	5	9	23	0	1	.324	.373	5
19	Columbia (A)	.230	90	304	27	70	21	1	4	36	1	4	19	25	64	0	0	.345	.324	8
Minor League Totals		.248	122	407	48	101	28	2	5	54	1	5	26	38	95	0	1	.364	.347	13

SENGER, MITCHELL LEFT-HANDED PITCHER

HT: 6-6 WT: 240 B/T: Left/Left

BORN: 1/13/98 in Boca Raton, FL**RESIDES:** Boca Raton, FL**SIGNING SCOUT:** Chris Hervey**ACQUIRED (SIGNED):** Mets 26th-round pick in the 2019 First-Year Player Draft (6/9/19)**HIGH SCHOOL:** Boca Raton Community (FL)**COLLEGE:** Stetson

YR	CLUB	W-L	ERA	G	GS	CG	SHO	SV	IP	H	R	ER	HR	HB	BB	SO	WP	BK
19	Kingsport (R)	0-0	54.00	2	0	0	0	0	0.1	0	4	2	0	0	8	0	3	0
	GCL Mets (R)	1-0	10.80	11	0	0	0	0	8.1	14	11	10	1	1	10	4	6	0
Minor League Totals		1-0	12.46	13	0	0	0	0	8.2	14	15	12	1	1	18	4	9	0

SHARP, BRIAN INFIELDER

HT: 6-2 WT: 205 B/T: Left/Right

BORN: 2/18/97 in Liberty, MO**RESIDES:** Columbia, MO**SIGNING SCOUT:** Nathan Beuster**ACQUIRED (SIGNED):** Mets 26th-round pick in the 2018 First-Year Player Draft (6/15/18)**HIGH SCHOOL:** Liberty North HS (MO)**COLLEGE:** Missouri

YR	CLUB	AVG	G	AB	R	H	2B	3B	HR	RBI	SH	SF	HB	BB	SO	SB	CS	SLG	OBP	E
18	Brooklyn (A)	.250	50	168	20	42	4	2	5	22	1	2	1	25	72	8	2	.387	.347	6
19	Columbia (A)	.200	119	410	48	82	12	5	11	38	4	2	0	41	168	8	2	.334	.272	7
Minor League Totals		.215	169	578	68	124	16	7	16	60	5	4	1	66	240	16	4	.349	.294	13

SHAW, JOE RIGHT-HANDED PITCHER

HT: 6-5 WT: 225 B/T: Right/Right

BORN: 12/20/93 in Ennis, TX

HIGH SCHOOL: Ennis (TX)

RESIDES: Ennis, TX

COLLEGE: Dallas Baptist University

SIGNING SCOUT: Max Semler

ACQUIRED (SIGNED): Mets 12th-round pick in the 2015 First-Year Player Draft (6/20/15)

YR	CLUB	W-L	ERA	G	GS	CG	SHO	SV	IP	H	R	ER	HR	HB	BB	SO	WP	BK
15	Kingsport (R)	1-1	3.29	9	0	0	0	3	13.2	12	5	5	1	1	3	17	1	0
16	Columbia (A)	8-9	4.46	23	23	0	0	0	135.1	150	82	67	11	9	37	134	9	2
	Binghamton (AA)	0-1	5.40	1	1	0	0	0	5.0	6	3	3	1	0	3	6	0	0
17	St. Lucie (A)	7-5	4.97	18	18	1	1	0	99.2	113	59	55	9	3	35	83	9	0
18	Binghamton (AA)	1-4	6.47	12	12	0	0	0	65.1	77	50	47	9	8	29	49	5	0
19	Syracuse (AAA)	0-0	4.50	1	0	0	0	0	2.0	2	2	1	1	0	2	0	0	1
	Binghamton (AA)	1-4	3.83	20	3	0	0	1	40.0	39	21	17	3	3	17	45	3	1
	St. Lucie (A)	1-0	2.12	10	0	0	0	0	17.0	15	6	4	0	2	7	20	2	0
Minor League Totals		19-24	4.74	94	57	1	1	4	378.0	414	228	199	35	26	133	354	29	4

SHINN, RYAN OUTFIELDER

HT: 6-2 WT: 215 B/T: Right/Left

BORN: 12/9/96 in Jobstown, NJ

HIGH SCHOOL: North Burlington County (NJ)

RESIDES: Jobstown, NJ

COLLEGE: Kentucky

SIGNING SCOUT: Jarrett England

ACQUIRED (SIGNED): Mets 34th-round pick in the 2015 First-Year Player Draft (6/9/19)

YR	CLUB	AVG	G	AB	R	H	2B	3B	HR	RBI	SH	SF	HB	BB	SO	SB	CS	SLG	OBP	E
19	GCL Mets (R)	.242	46	149	24	36	8	0	3	20	1	2	12	24	48	6	4	.356	.385	3

SHREVE, CHASEN LEFT-HANDED PITCHER**MAJOR LEAGUE INVITE****SILVA, LUIS RIGHT-HANDED PITCHER**

HT: 6-0 WT: 200 B/T: Right/Right

BORN: 11/17/96 in Maracay, Venezuela

RESIDES: Maracay, Venezuela

SIGNING SCOUTS: Ismael Pérez & Héctor Rincones

ACQUIRED (SIGNED): Signed as a non-drafted free agent in 2013 (7/2/13)

YR	CLUB	W-L	ERA	G	GS	CG	SHO	SV	IP	H	R	ER	HR	HB	BB	SO	WP	BK
14	DSL Mets1 (R)	0-0	1.80	3	1	0	0	0	5.0	2	1	1	0	2	1	8	1	0
15									Did Not Pitch									
16	DSL Mets1 (R)	0-2	5.19	2	2	0	0	0	8.2	8	6	5	0	0	4	6	1	0
	GCL Mets (R)	2-1	3.06	9	7	0	0	0	35.1	30	16	12	2	5	15	24	5	0
	Columbia (A)	0-0	2.08	1	1	0	0	0	4.1	2	1	1	0	0	3	3	0	0
17									Did Not Pitch - Injured									
18	Kingsport (R)	0-0	4.76	19	0	0	0	0	28.1	28	17	15	0	0	26	25	7	1
19	Brooklyn (A)	1-2	6.60	14	0	0	0	3	15.0	14	12	11	1	3	13	14	4	0
	Kingsport (R)	0-0	9.95	5	0	0	0	0	6.1	11	12	7	2	3	3	8	2	0
Minor League Totals		3-5	4.54	53	11	0	0	3	103.0	95	65	52	5	13	65	88	20	1

SILVA, NIXON LEFT-HANDED PITCHER

HT: 5-10 WT: 165 B/T: Left/Left

BORN: 8/20/99 in Bolivar, Venezuela

RESIDES: Bolivar, Venezuela

SIGNING SCOUT: Nestor Moreno

ACQUIRED (SIGNED): Signed as a non-drafted free agent in 2018 (6/2/18)

YR	CLUB	W-L	ERA	G	GS	CG	SHO	SV	IP	H	R	ER	HR	HB	BB	SO	WP	BK
18	DSL Mets1 (R)	6-0	1.24	11	2	0	0	1	36.1	28	7	5	1	1	4	33	0	0
19	Kingsport (R)	0-2	4.50	16	0	0	0	1	22.0	26	14	11	1	1	8	20	3	0
Minor League Totals		6-2	2.47	27	2	0	0	2	58.1	54	21	16	2	2	12	53	3	0

SIMON, JAKE LEFT-HANDED PITCHER

HT: 6-2 WT: 190 B/T: Left/Left

BORN: 1/21/97 in Galveston, TX

HIGH SCHOOL: Galveston Ball (TX)

RESIDES: Galveston, TX

SIGNING SCOUT: Ray Corbett

ACQUIRED (SIGNED): Mets 11th-round pick in the 2015 First-Year Player Draft (6/17/15)

YR	CLUB	W-L	ERA	G	GS	CG	SHO	SV	IP	H	R	ER	HR	HB	BB	SO	WP	BK
15	GCL Mets (R)	2-0	2.81	9	0	0	0	0	16.0	19	5	5	0	0	5	12	1	0
16	Kingsport (R)	2-5	4.83	12	12	0	0	0	63.1	70	49	34	5	2	31	66	5	1
17	Columbia (A)	2-2	4.70	4	2	0	0	0	15.1	14	9	8	1	3	7	12	0	0
	Brooklyn (A)	1-4	6.53	14	9	0	0	0	40.0	53	33	29	2	4	27	27	5	2
18	Columbia (A)	0-5	4.04	11	9	0	0	0	42.1	50	24	19	4	2	14	34	2	0
19	Binghamton (AA)	0-0	6.75	1	0	0	0	0	1.1	2	1	1	0	0	2	3	1	0
	St. Lucie (A)	0-0	4.70	5	1	0	0	0	7.2	5	4	4	0	0	7	7	2	0
	Columbia (A)	0-1	4.06	21	0	0	0	1	37.2	35	20	17	1	7	17	46	4	0
Minor League Totals		7-17	4.71	77	33	0	0	1	223.2	248	145	117	13	18	110	207	20	3

SMITH, KEVIN LEFT-HANDED PITCHER

MAJOR LEAGUE INVITE

SOSA, EDWARD RIGHT-HANDED PITCHER

HT: 5-11 WT: 165 B/T: Right/Right

BORN: 5/26/00 in La Vega, Dominican Republic

RESIDES: La Vega, Dominican Republic

ACQUIRED (SIGNED): Signed as a non-drafted free agent in 2019 (4/25/19)

YR	CLUB	W-L	ERA	G	GS	CG	SHO	SV	IP	H	R	ER	HR	HB	BB	SO	WP	BK
19	DSL Mets2 (R)	0-2	6.17	13	0	0	0	1	23.1	28	26	16	1	1	17	18	7	1
	DSL Mets1 (R)	0-0	1.53	6	0	0	0	0	17.2	9	3	3	0	0	5	9	4	0
Minor League Totals		0-2	4.17	19	0	0	0	1	41.0	37	29	19	1	1	22	27	11	1

STRUBLE, LT OUTFIELDER

HT: 5-10 WT: 175 B/T: Left/Right

BORN: 7/3/96 in Hammonton, NJ

HIGH SCHOOL: Hammonton HS (NJ)

RESIDES: Hammonton, NJ

COLLEGE: Felician College

SIGNING SCOUT: Jim Thompson

ACQUIRED (SIGNED): Mets 29th-round pick in the 2019 First-Year Player Draft (6/9/19)

YR	CLUB	AVG	G	AB	R	H	2B	3B	HR	RBI	SH	SF	HB	BB	SO	SB	CS	SLG	OBP	E
19	GCL Mets (R)	.231	18	52	14	12	1	0	0	5	2	0	0	11	20	4	0	.250	.365	3

SUAREZ, JOANDER RIGHT-HANDED PITCHER

HT: 6-3 WT: 181 B/T: Right/Right

BORN: 2/27/00 in Venezuela

RESIDES: Venezuela

SIGNING SCOUT: Carlos Pérez

ACQUIRED (SIGNED): Signed as a non-drafted free agent in 2018 (5/14/18)

YR	CLUB	W-L	ERA	G	GS	CG	SHO	SV	IP	H	R	ER	HR	HB	BB	SO	WP	BK
18	DSL Mets2 (R)	0-0	3.00	4	1	0	0	0	9.0	1	3	3	0	1	2	7	1	0
	DSL Mets1 (R)	0-1	5.40	4	3	0	0	0	11.2	15	7	7	0	0	3	12	0	0
19	GCL Mets (R)	1-0	1.79	11	8	0	0	0	40.1	27	8	8	1	3	16	47	6	0
Minor League Totals		1-1	2.66	19	12	0	0	0	61.0	43	18	18	1	4	21	66	7	0

TAGO, PETER RIGHT-HANDED PITCHER**HT:** 6-2 **WT:** 207 **B/T:** Right/Right**BORN:** 7/5/92 in Harbor City, CA**HIGH SCHOOL:** Dana Hills HS (CA)**RESIDES:** Laguna Hills, CA**SIGNING SCOUT:** Jon Lukens (Colorado)**ACQUIRED (SIGNED):** Signed to a minor league contract in 2019 (9/30/19)**CAREER NOTES****2017**...Was a Texas League Mid-Season All-Star with Arkansas (AA)...**2012**...Earned Northwest League Pitcher of the Week with Single-A Tri-City (7/23/12).

YR	CLUB	W-L	ERA	G	GS	CG	SHO	SV	IP	H	R	ER	HR	HB	BB	SO	WP	BK
11	Asheville (A)	3-5	7.07	19	19	0	0	0	90.1	88	74	71	10	11	72	58	16	1
12	Tri-City (A)	2-7	5.47	14	14	0	0	0	72.1	68	48	44	4	10	39	37	11	0
13	Tri-City (A)	0-2	9.00	2	2	0	0	0	9.0	5	11	9	0	2	10	6	6	0
	Grand Junction (R)	3-5	7.14	16	10	0	0	0	58.0	77	58	46	4	10	37	38	16	1
14	Modesto (A)	0-6	6.00	43	0	0	0	0	60.0	64	51	40	4	7	47	48	16	1
15	Birmingham (AA)	1-0	1.89	12	0	0	0	6	19.0	6	5	4	0	2	9	16	2	0
	Winston-Salem (A)	2-0	2.80	23	0	0	0	8	35.1	33	11	11	1	2	18	47	6	0
	Kannapolis (A)	0-1	3.75	7	0	0	0	1	12.0	10	5	5	1	2	2	10	1	0
16	Birmingham (AA)	6-4	4.37	38	0	0	0	7	59.2	47	32	29	3	7	33	78	9	1
17	Arkansas (AA)	0-3	2.54	28	0	0	0	4	39.0	23	13	11	1	2	24	48	11	0
18									Did Not Pitch									
19	Sioux City (Ind.)	6-3	3.16	11	11	2	1	0	74.0	69	26	26	4	4	24	88	4	1
	York (Ind.)	3-1	4.26	28	0	0	0	0	25.1	20	16	12	1	0	13	27	1	1
Minor League Totals		17-33	5.34	202	45	0	0	26	454.2	421	308	270	28	55	291	386	94	4
Independent League Totals		9-4	3.44	39	11	2	1	0	99.1	89	42	38	5	4	37	115	5	2

TAVERAS, WILLY RIGHT-HANDED PITCHER**HT:** 5-11 **WT:** 155 **B/T:** Right/Right**BORN:** 1/20/98 in Villa Isabela, Dominican Republic**RESIDES:** Villa Isabela, Dominican Republic**SIGNING SCOUT:** Daurys Nin**ACQUIRED (SIGNED):** Signed as a non-drafted free agent in 2016 (6/1/16)**CAREER NOTES****2017**...Ranked among the league leaders in the Dominican Summer League in wins (second), WHIP (0.91, fourth) and lowest walks per 9.0 innings among starters (0.82, second).

YR	CLUB	W-L	ERA	G	GS	CG	SHO	SV	IP	H	R	ER	HR	HB	BB	SO	WP	BK
16	DSL Mets2 (R)	2-2	3.35	13	5	0	0	2	37.2	43	18	14	0	0	5	26	1	0
17	DSL Mets2 (R)	8-3	2.31	15	13	1	1	0	70.0	58	26	18	3	2	6	63	1	1
18	GCL Mets (R)	2-1	1.23	4	4	1	0	0	22.0	15	6	3	1	1	8	25	1	1
	Kingsport (R)	5-0	2.93	7	7	0	0	0	43.0	37	17	14	3	3	6	32	5	1
19	Columbia (A)	6-11	5.14	29	16	0	0	0	119.0	136	72	68	19	2	24	99	8	1
Minor League Totals		23-17	3.61	68	45	2	1	2	291.2	289	139	117	26	8	49	245	16	4

TAYLOR, COREY RIGHT-HANDED PITCHER**HT:** 5-11 **WT:** 155 **B/T:** Right/Right**BORN:** 1/8/93 in San Antonio, TX**HIGH SCHOOL:** Kennedale (TX)**RESIDES:** Kennedale, TX**COLLEGE:** Texas Tech**SIGNING SCOUT:** Max Semler**ACQUIRED (SIGNED):** Mets seventh-round pick in the 2015 First-Year Player Draft**CAREER NOTES****2019**...Underwent Tommy John surgery...**2016**...Named a Post-Season Florida State League (A) All-Star...**College**...Posted a 4-0 record with an NCAA-best 0.31 ERA (two earned runs/57.1 innings) in 19 games (one start) as a senior.

YR	CLUB	W-L	ERA	G	GS	CG	SHO	SV	IP	H	R	ER	HR	HB	BB	SO	WP	BK
15	Brooklyn (A)	1-1	1.50	18	0	0	0	0	18.0	14	6	3	1	1	4	16	1	0
16	St. Lucie (A)	4-5	1.87	45	0	0	0	20	53.0	53	21	11	1	1	13	45	3	0
17	Binghamton (AA)	5-5	3.61	42	0	0	0	3	62.1	69	28	25	3	3	14	47	4	2
18	Binghamton (AA)	2-1	2.41	29	3	0	0	6	41.0	50	12	11	1	1	9	34	1	0
	Las Vegas (AAA)	2-1	4.26	16	0	0	0	0	25.1	28	12	12	1	0	8	22	0	0
19	Syracuse (AAA)	2-0	2.37	10	1	0	0	0	19.0	20	5	5	0	0	7	15	0	0
Minor League Totals		16-13	2.76	160	4	0	0	29	218.2	234	84	67	7	6	55	179	9	2

TAYLOR, KENNIE OUTFIELDER

HT: 5-11 WT: 170 B/T: Right/Right

BORN: 10/20/96 in Norfolk, VA

HIGH SCHOOL: Jesuit HS (FL)

RESIDES: Tampa, FL

COLLEGE: Duke

SIGNING SCOUT: Daniel Coles

ACQUIRED (SIGNED): Mets 19th-round pick in the 2019 First-Year Player Draft (6/16/19)

YR	CLUB	AVG	G	AB	R	H	2B	3B	HR	RBI	SH	SF	HB	BB	SO	SB	CS	SLG	OBP	E
19	Brooklyn (A)	.195	22	77	10	15	3	2	2	8	0	0	0	5	19	4	1	.364	.244	0
	Kingsport (R)	.281	29	121	16	34	3	2	2	10	1	3	2	6	25	4	2	.388	.318	0
Minor League Totals		.247	51	198	26	49	6	4	4	18	1	3	2	11	44	8	3	.379	.290	0

TEBOW, TIM OUTFIELDER

MAJOR LEAGUE INVITE

TEJADA, JOSÉ RIGHT-HANDED PITCHER

HT: 5-11 WT: 165 B/T: Right/Right

BORN: 9/21/00 in Santiago, Dominican Republic

RESIDES: Santiago, Dominican Republic

ACQUIRED (SIGNED): Signed as a non-drafted free agent in 2019 (3/8/19)

YR	CLUB	W-L	ERA	G	GS	CG	SHO	SV	IP	H	R	ER	HR	HB	BB	SO	WP	BK
19									Did Not Pitch									

TERDOSLAVICH, JOEY INFILDER/OUTFIELDER

HT: 6-1 WT: 200 B/T: Switch/Right

BORN: 9/9/88 in Sarasota, FL

HIGH SCHOOL: Sarasota HS (FL)

RESIDES: Sarasota, FL

COLLEGE: Long Beach State (CA)

SIGNING SCOUT: Steve Leavitt (Atlanta)

ACQUIRED (SIGNED): Signed as a minor league free agent in 2020 (2/11/20).

YR	CLUB	AVG	G	AB	R	H	2B	3B	HR	RBI	SH	SF	HB	BB	SO	SB	CS	SLG	OBP	E
2010	Danville (R)	.296	49	189	27	56	10	2	2	24	0	0	1	15	27	3	3	.402	.351	15
	Rome (A)	.316	21	79	7	25	9	0	0	10	0	0	1	5	18	0	0	.430	.365	6
2011	Lynchburg (A)	.286	131	483	72	138	52	2	20	82	0	8	4	41	107	2	0	.526	.341	10
	Gwinnett (AAA)	.180	53	194	19	35	4	0	4	20	1	1	0	19	50	3	0	.263	.252	14
2012	Mississippi (AA)	.315	78	298	43	94	24	5	5	51	0	5	3	27	62	4	0	.480	.372	22
	Gwinnett (AAA)	.318	85	321	48	102	24	1	18	58	0	6	1	23	65	3	6	.567	.359	10
2013	ATLANTA (NL)	.215	55	79	11	17	4	0	0	4	0	1	0	12	24	1	0	.266	.315	0
	Gwinnett (AAA)	.256	136	507	62	130	18	1	15	61	0	0	1	61	106	1	3	.385	.337	10
2014	ATLANTA (NL)	.300	9	10	1	3	2	0	0	2	0	0	1	0	3	0	0	.500	.364	0
	Rome (A)	.385	3	13	1	5	1	0	0	2	0	0	1	1	2	0	0	.462	.467	0
2015	Carolina (A)	.231	5	13	1	3	2	0	0	2	0	1	0	2	0	0	0	.385	.313	0
	Mississippi (AA)	.333	1	3	0	1	1	0	0	1	0	1	0	1	2	0	0	.667	.400	1
2016	ATLANTA (NL)	.214	28	56	5	12	4	1	1	4	0	0	0	3	14	0	0	.375	.254	0
	Gwinnett (AAA)	.281	42	146	23	41	11	1	4	24	0	4	0	29	33	1	1	.452	.391	2
2017	Norfolk (AAA)	.140	17	57	5	8	0	0	0	1	0	1	0	12	13	1	0	.140	.286	0
	Bowie (AA)	.246	109	394	53	97	24	1	14	61	0	2	3	60	71	0	0	.419	.349	17
2018	Indianapolis (AAA)	.277	105	346	42	96	22	0	7	47	1	5	3	42	59	3	2	.402	.356	9
	Lancaster (Ind)	.275	40	138	23	38	3	1	6	28	0	4	1	16	25	3	1	.442	.346	2
2019	Binghamton (AA)	.308	74	286	36	88	9	1	12	41	0	3	1	28	52	2	0	.472	.368	8
	Lancaster (Ind)	.294	125	473	71	139	21	0	22	75	0	4	5	50	81	9	3	.478	.365	16
Minor League Totals		.276	909	3329	439	919	211	14	101	485	2	37	19	366	667	23	15	.439	.348	124
Major League Totals		.221	92	145	17	32	10	1	1	10	0	1	1	15	41	1	0	.324	.296	0
Independent Totals		.290	165	611	94	177	24	1	28	103	0	8	6	66	106	12	4	.470	.360	18

THOMPSON, DAVID INFIELDER**HT:** 6-2 **WT:** 200 **B/T:** Right/Right**BORN:** 8/28/93 in Miami, FL**HIGH SCHOOL:** Westminster Christian (FL)**RESIDES:** Miami, FL**COLLEGE:** Miami**SIGNING SCOUT:** César Aranguren**ACQUIRED:** Mets fourth-round pick in the 2015 First-Year Player Draft (6/24/15)**CAREER NOTES**

2018...Underwent surgery to have a bone spur removed from his left elbow...Dr. David Altchek performed the procedure at the Hospital for Special Surgery on June 19...**2016**...Was named a South Atlantic League Mid-season All-Star and the Sterling Award winner for Columbia...Led all Mets minor leaguers with 95 RBI...**College**...Played three seasons at Miami... Helped Miami reach the 2015 College World Series...Was named the MVP of the Coral Gables regional en route to playing in the College World Series...Missed 32 games in the middle of the 2014 season while attending Miami due to Thoracic Outlet Syndrome, which required surgery...Was one of three players nationwide to earn unanimous All-America first-team honors following his junior season in 2015...Led the country in RBI (90) in 2015 and led the ACC with his 19 home runs...**High School**...Was the first three-time Miami Herald Athlete of the Year winner...Broke the Florida state record for career prep home runs (55)...Alex Rodriguez held the old mark.

YR	CLUB	AVG	G	AB	R	H	2B	3B	HR	RBI	SH	SF	HB	BB	SO	SB	CS	SLG	OBP	E
15	Brooklyn (A)	.218	59	206	22	45	10	1	3	22	0	6	5	11	44	3	0	.320	.268	9
16	Columbia (A)	.294	61	228	45	67	22	2	5	58	0	7	7	14	49	3	0	.474	.344	8
	St. Lucie (A)	.265	55	204	29	54	12	0	6	37	1	2	3	15	41	3	0	.412	.321	10
17	Binghamton (AA)	.263	133	476	62	125	29	1	16	68	0	6	7	40	92	8	6	.429	.325	12
18	Las Vegas (AAA)	.258	22	66	10	17	5	0	1	5	0	0	3	4	20	2	2	.379	.329	3
	Brooklyn (A)	.167	3	12	1	2	1	0	0	1	0	0	0	1	2	0	0	.250	.231	1
19	Binghamton (AA)	.230	82	278	33	64	12	2	6	23	0	3	8	23	61	10	3	.353	.304	5
	Syracuse (AAA)	.189	41	127	19	24	10	0	3	22	0	4	2	11	40	3	0	.339	.257	5
Minor League Totals		.249	456	1597	221	398	101	6	40	236	1	28	35	119	349	32	11	.395	.310	53

TIBERI, BLAKE INFIELDER**HT:** 6-0 **WT:** 205 **B/T:** Left/Right**BORN:** 2/16/95 in Cincinnati, OH**HIGH SCHOOL:** Holy Cross (KY)**RESIDES:** Taylor Hill, KY**COLLEGE:** Louisville**SIGNING SCOUT:** Jarrett England**ACQUIRED (SIGNED):** Mets third-round pick in the 2016 First-Year Player Draft (6/20/16)**CAREER NOTES****2017**...Underwent Tommy John surgery on his elbow on May 3.

YR	CLUB	AVG	G	AB	R	H	2B	3B	HR	RBI	SH	SF	HB	BB	SO	SB	CS	SLG	OBP	E
16	Brooklyn (A)	.235	56	196	21	46	6	2	2	24	0	4	3	22	32	2	6	.316	.316	10
17	Columbia (A)	.167	5	18	3	3	1	0	0	2	0	0	0	4	5	1	0	.222	.318	1
18	Columbia (A)	.265	83	298	53	79	13	1	4	27	0	4	4	53	61	5	1	.356	.379	7
	St. Lucie (A)	.168	31	95	12	16	5	1	1	11	0	0	0	5	23	1	0	.274	.210	7
19	St. Lucie (A)	.252	120	448	72	113	29	0	3	35	3	3	3	52	87	16	5	.337	.332	15
Minor League Totals		.244	295	1055	161	257	54	4	10	99	3	11	10	136	208	25	12	.331	.333	40

TOFFEY, WILL INFIELDER**HT:** 6-2 **WT:** 205 **B/T:** Left/Right**BORN:** 12/31/94 in Wareham, MA**HIGH SCHOOL:** Salisbury School (MA)**RESIDES:** Barnstable, MA**COLLEGE:** Vanderbilt**SIGNING SCOUT:** Dillon Tung (Oakland)**ACQUIRED:** Acquired along with RHP Bobby Wahl from Oakland in exchange for RHP Jeurys Familia on July 21, 2018.

YR	CLUB	AVG	G	AB	R	H	2B	3B	HR	RBI	SH	SF	HB	BB	SO	SB	CS	SLG	OBP	E
17	Vermont (A)	.263	57	209	38	55	11	2	1	22	1	3	2	38	45	2	2	.349	.377	10
18	Stockton (A)	.244	48	164	17	40	8	0	5	32	1	2	1	29	49	0	0	.384	.357	13
	Binghamton (AA)	.254	41	134	23	34	12	0	4	19	0	0	1	30	36	2	0	.433	.394	3
19	Binghamton (AA)	.219	91	269	42	59	18	1	5	27	0	1	3	50	90	5	3	.349	.347	10
Minor League Totals		.242	237	776	120	188	49	3	15	100	2	6	7	147	220	9	5	.371	.365	36

TRIPP, CHRISTIAN RIGHT-HANDED PITCHER

HT: 6-7 WT: 220 B/T: Right/Right

BORN: 3/13/97 in Lancaster, OH

HIGH SCHOOL: Klein (TX)

RESIDES: Albuquerque, NM

COLLEGE: New Mexico

SIGNING SCOUT: Brian Reid

ACQUIRED (SIGNED): Mets 13th-round pick in the 2018 First-Year Player Draft (6/9/18)

YR	CLUB	W-L	ERA	G	GS	CG	SHO	SV	IP	H	R	ER	HR	HB	BB	SO	WP	BK
18	Kingsport (R)	2-0	4.05	15	0	0	0	1	20.0	18	11	9	0	2	8	14	4	0
19	Columbia (A)	0-0	14.63	7	0	0	0	0	8.0	12	14	13	1	2	7	6	3	0
	Kingsport (R)	0-0	4.32	10	0	0	0	0	8.1	10	5	4	1	2	3	8	3	0
	Brooklyn (A)	0-0	0.00	1	0	0	0	0	2.0	1	0	0	0	0	0	2	1	0
Minor League Totals		2-0	6.10	33	0	0	0	1	38.1	41	30	26	2	6	18	30	11	0

TROCONIZ, DERWIS INFIELDER

HT: 6-0 WT: 170 B/T: Right/Right

BORN: 11/18/99 in Maracaibo, Venezuela

RESIDES: Maracaibo, Venezuela

SIGNING SCOUTS: Carlos Pérez & Héctor Rincones

ACQUIRED (SIGNED): Signed as a non-drafted free agent in 2019 (3/31/19)

YR	CLUB	AVG	G	AB	R	H	2B	3B	HR	RBI	SH	SF	HB	BB	SO	SB	CS	SLG	OBP	E
19	DSL Mets2 (R)	.250	17	48	6	12	0	0	0	9	0	0	2	10	7	1	0	.250	.400	7
	DSL Mets1 (R)	.333	21	66	7	22	3	0	0	8	0	2	4	5	12	3	0	.379	.403	4
Minor League Totals		.298	38	114	13	34	3	0	0	17	0	0	6	15	19	4	0	.325	.401	11

UCETA, ADONIS RIGHT-HANDED PITCHER

MAJOR LEAGUE INVITE

URIARTE, JUAN CATCHER

HT: 6-0 WT: 182 B/T: Right/Right

BORN: 9/17/97 in Los Mochis, Sinaloa, Mexico

RESIDES: Los Mochis, Mexico

SIGNING SCOUTS: Gabriel Low & Fred Mazuca

ACQUIRED (SIGNED): Signed as a non-drafted free agent in 2014 (7/4/14)

CAREER NOTES

2017...Finished 10th in the Appalachian League in batting average (.305).

YR	CLUB	AVG	G	AB	R	H	2B	3B	HR	RBI	SH	SF	HB	BB	SO	SB	CS	SLG	OBP	E
15	DSL Mets1 (R)	.230	32	113	10	26	5	1	2	18	1	0	3	9	13	0	2	.345	.304	2
	DSL Mets2 (R)	.339	20	59	13	20	6	0	1	16	0	1	8	10	12	1	1	.492	.487	2
16	GCL Mets (R)	.236	37	123	9	29	5	0	1	13	2	2	6	7	29	3	0	.301	.304	0
17	Kingsport (R)	.305	52	200	36	61	13	1	5	36	0	3	8	15	31	0	0	.455	.372	2
18	Brooklyn (A)	.000	1	1	0	0	0	0	0	0	0	0	0	0	1	0	0	.000	.000	0
19	GCL Mets (R)	.333	3	6	3	2	0	0	0	0	0	0	0	1	0	0	0	.333	.429	1
	Columbia (A)	.200	50	175	18	35	8	0	3	16	0	1	4	5	50	0	0	.297	.238	5
Minor League Totals		.256	195	677	89	173	37	2	12	99	3	7	29	47	136	4	3	.369	.328	12

VALDEZ, FREDDY OUTFIELDER

HT: 6-3 WT: 212 B/T: Right/Right

BORN: 12/6/01 in Santo Domingo, Dominican Republic

RESIDES: Santo Domingo, Dominican Republic

SIGNING SCOUT: Fernando Encarnación

ACQUIRED (SIGNED): Signed as a non-drafted free agent in 2018 (7/2/18)

CAREER NOTES

2019...Named Sterling Mets DSL Player of the Year.

YR	CLUB	AVG	G	AB	R	H	2B	3B	HR	RBI	SH	SF	HB	BB	SO	SB	CS	SLG	OBP	E
19	DSL Mets1 (R)	.268	57	220	36	59	15	3	5	36	0	4	5	28	46	6	1	.432	.358	2
	GCL Mets (R)	.400	3	10	4	4	1	0	1	3	0	0	0	3	3	0	1	.800	.538	1
Minor League Totals		.274	60	230	40	63	16	3	6	39	0	4	5	31	49	6	2	.448	.367	3

VALDEZ, JOSÉ RIGHT-HANDED PITCHER

HT: 6-5 WT: 185 B/T: Right/Right

BORN: 9/5/00 in La Romana, Dominican Republic**RESIDES:** La Romana, Dominican Republic**ACQUIRED (SIGNED):** Signed as a non-drafted free agent in 2019 (3/5/19)

YR	CLUB	W-L	ERA	G	GS	CG	SHO	SV	IP	H	R	ER	HR	HB	BB	SO	WP	BK
19	DSL Mets2 (R)	0-0	5.79	5	1	0	0	0	9.1	10	7	6	0	3	13	12	6	0
	DSL Mets1 (R)	3-0	2.64	14	2	0	0	0	30.2	20	11	9	1	6	15	44	8	1
Minor League Totals		3-0	3.38	19	3	0	0	0	40.0	30	18	15	1	9	28	56	14	1

VALENCIA, WILLIAMS RIGHT-HANDED PITCHER

HT: 6-0 WT: 167 B/T: Right/Right

BORN: 7/21/00 in La Ceiba, Atlantida, Honduras**RESIDES:** Trujillo, Honduras**SIGNING SCOUT:** Marcianos Álvarez**ACQUIRED (SIGNED):** Signed as a non-drafted free agent in 2017 (1/9/17)

YR	CLUB	W-L	ERA	G	GS	CG	SHO	SV	IP	H	R	ER	HR	HB	BB	SO	WP	BK
17	DSL Mets2 (R)	1-0	0.66	10	0	0	0	0	13.2	5	1	1	0	3	15	9	1	0
18									Did Not Pitch - Injured									
19	DSL Mets1 (R)	2-4	4.69	20	5	0	0	1	48.0	49	29	25	0	3	25	37	9	0
Minor League Totals		3-4	3.79	30	5	0	0	1	61.2	54	30	26	0	6	40	46	10	0

VALENTINO, FRANK RIGHT-HANDED PITCHER

HT: 6-3 WT: 215 B/T: Right/Right

BORN: 3/15/95 in West Islip, NY**RESIDES:** West Islip, NY**HIGH SCHOOL:** West Islip High School**COLLEGE:** New York Institute of Technology**ACQUIRED (SIGNED):** Signed as a non-drafted free agent in 2019 (6/27/19)

YR	CLUB	W-L	ERA	G	GS	CG	SHO	SV	IP	H	R	ER	HR	HB	BB	SO	WP	BK
19	Brooklyn (A)	2-4	3.41	12	11	0	0	0	58.0	52	26	22	3	9	13	63	6	0

VALERIO, JOSÉ RIGHT-HANDED PITCHER

HT: 6-1 WT: 180 B/T: Right/Right

BORN: 8/17/00 in La Romana, Dominican Republic**RESIDES:** La Romana, Dominican Republic**ACQUIRED (SIGNED):** Signed as a non-drafted free agent in 2018 (2/12/18)

YR	CLUB	W-L	ERA	G	GS	CG	SHO	SV	IP	H	R	ER	HR	HB	BB	SO	WP	BK
19	DSL Mets1 (R)	7-2	3.38	23	0	0	0	8	34.2	29	23	13	1	2	14	38	8	0

VARGAS, ROLFY RIGHT-HANDED PITCHER

HT: 6-3 WT: 160 B/T: Right/Right

BORN: 8/25/00 in Puerto Plata, Dominican Republic**RESIDES:** Puerto Plata, Dominican Republic**SIGNING SCOUT:** Marcianos Álvarez**ACQUIRED (SIGNED):** Signed as a non-drafted free agent in 2017 (9/28/17)**CAREER NOTES****2019...**Led the DSL Mets2 in strikeouts with 55.

YR	CLUB	W-L	ERA	G	GS	CG	SHO	SV	IP	H	R	ER	HR	HB	BB	SO	WP	BK
18	DSL Mets2 (R)	0-2	8.25	7	0	0	0	0	12.0	14	13	11	1	4	5	9	2	0
19	DSL Mets2 (R)	4-5	3.62	18	3	0	0	0	49.2	51	25	20	1	5	17	55	11	1
Minor League Totals		4-7	4.52	25	3	0	0	0	61.2	65	38	31	2	9	22	64	13	1

VÁSQUEZ, JEREMY INFIELDER

HT: 6-1 WT: 205 B/T: Left/Left

BORN: 7/17/96 in Palm City, FL

HIGH SCHOOL: Martin County HS (FL)

RESIDES: Palm City, FL

COLLEGE: Nova Southeastern (FL)

SIGNING SCOUT: César Aranguren

ACQUIRED (SIGNED): Mets 28th-round pick in the 2017 First-Year Player Draft (6/19/17)

CAREER NOTES

2018...Named a South Atlantic League Mid-Season All-Star with Columbia (A)...Earned Player of the Week honors for Columbia (A) of the South Atlantic League during the week of April 29...College...Batted .317 with 15 home runs and 49 RBI in 51 games (all starts) with Nova Southeastern as a junior...Spent his first two collegiate seasons at the University of Florida and was part of a Florida squad that reached the College World Series semifinals...Hit .476 (10-21) during the NCAA Tournament in 2015.

YR	CLUB	AVG	G	AB	R	H	2B	3B	HR	RBI	SH	SF	HB	BB	SO	SB	CS	SLG	OBP	E
17	Kingsport (R)	.296	36	135	18	40	8	0	7	30	0	2	1	22	26	0	0	.511	.394	1
	Brooklyn (A)	.225	31	102	11	23	7	0	1	8	0	1	2	15	34	0	0	.324	.333	2
18	Columbia (A)	.289	80	284	33	82	18	3	6	44	0	4	3	43	65	0	0	.437	.383	6
	St. Lucie (A)	.264	45	163	25	43	7	1	4	14	0	1	1	19	26	0	1	.393	.342	4
19	St. Lucie (A)	.277	125	444	44	123	26	2	5	61	0	6	5	55	76	3	3	.378	.359	5
	Binghamton (AA)	.231	12	39	4	9	1	0	0	0	0	0	0	6	6	0	1	.256	.333	0
Minor League Totals		.274	329	1167	135	320	67	6	23	157	0	14	12	160	233	3	5	.401	.364	18

VÁSQUEZ, LUIS RIGHT-HANDED PITCHER

HT: 6-3 WT: 197 B/T: Right/Right

BORN: 8/25/97 in Santo Domingo, Dominican Republic

RESIDES: Yamasa, Dominican Republic

SIGNING SCOUT: Marciano Álvarez

ACQUIRED (SIGNED): Signed as a non-drafted free agent in 2016 (11/14/16)

YR	CLUB	W-L	ERA	G	GS	CG	SHO	SV	IP	H	R	ER	HR	HB	BB	SO	WP	BK
17	DSL Mets2 (R)	3-0	3.00	14	3	0	0	2	45.0	37	19	15	0	5	23	28	11	1
18									Did Not Pitch - Injured									
19									Did Not Pitch - Injured									

VENTURA, JORDANY RIGHT-HANDED PITCHER

HT: 6-0 WT: 162 B/T: Right/Right

BORN: 7/6/00 in Santo Domingo, Dominican Republic

RESIDES: Santo Domingo, Dominican Republic

SIGNING SCOUT: Andres Nuñez

ACQUIRED (SIGNED): Signed as a non-drafted free agent in 2018 (7/25/18)

YR	CLUB	W-L	ERA	G	GS	CG	SHO	SV	IP	H	R	ER	HR	HB	BB	SO	WP	BK
18	DSL Mets2 (R)	0-1	0.00	3	1	0	0	0	6.2	7	4	0	0	0	7	3	1	0
19	DSL Mets1 (R)	0-0	3.97	4	4	0	0	0	11.1	8	7	5	1	2	5	11	0	0
	GCL Mets (R)	2-1	4.36	9	7	0	0	0	33.0	27	16	16	2	6	8	34	2	2
	Kingsport (R)	0-1	1.13	2	2	0	0	0	8.0	3	1	1	0	0	6	9	3	0
Minor League Totals		2-3	3.36	18	14	0	0	0	59.0	45	28	22	3	8	26	57	6	2

VIENTOS, MARK INFIELDER

HT: 6-4 WT: 185 B/T: Right/Right

BORN: 12/11/99 in Pembroke Pines, FL

HIGH SCHOOL: American Heritage (FL)

RESIDES: Pembroke Pines, FL

SIGNING SCOUT: César Aranguren

ACQUIRED (SIGNED): Mets second-round pick in the 2017 First-Year Player Draft (6/26/17)

CAREER NOTES

2019...Named the Mets Minor League Hitter of the Year...Led Columbia in doubles (27), home runs (12), and RBI (62)...2018...Was named a Mets Organization All-Star by MiLB.com.

YR	CLUB	AVG	G	AB	R	H	2B	3B	HR	RBI	SH	SF	HB	BB	SO	SB	CS	SLG	OBP	E
17	GCL Mets (R)	.259	47	174	22	45	12	0	4	24	0	3	2	14	42	0	2	.397	.316	6
	Kingsport (R)	.294	4	17	1	5	2	0	0	2	0	0	0	1	4	0	0	.412	.333	0
18	Kingsport (R)	.287	60	223	32	64	12	0	11	52	0	1	1	37	43	1	0	.489	.389	13
19	Columbia (A)	.255	111	416	48	106	27	1	12	62	0	8	8	22	110	1	4	.411	.300	23
Minor League Totals		.265	222	830	103	220	53	1	27	140	0	12	11	74	199	2	6	.429	.329	42

VILERA, JAISON RIGHT-HANDED PITCHER

HT: 6-0 WT: 188 B/T: Right/Right

BORN: 6/19/97 in Caracas, Venezuela**RESIDES:** Maracay, Venezuela**SIGNING SCOUT:** Daurys Nin**ACQUIRED (SIGNED):** Signed as a non-drafted free agent in 2015 (11/10/15)**CAREER NOTES****2018...**Was *Baseball America* Short-Season All-Star and a New York-Penn League Mid-Season All-Star...**2017...**GCL Mets Sterling Award Winner...Led the GCL in strikeouts (56), innings (62.1) and K/9 among starters (7.74).

YR	CLUB	W-L	ERA	G	GS	CG	SHO	SV	IP	H	R	ER	HR	HB	BB	SO	WP	BK
16	DSL Mets2 (R)	1-1	2.73	7	6	0	0	1	26.1	20	8	8	1	4	10	22	0	1
	DSL Mets1 (R)	4-0	0.59	6	4	0	0	0	30.1	18	3	2	0	2	10	22	3	0
17	GCL Mets (R)	3-1	1.88	11	8	1	1	0	62.1	43	18	13	3	3	17	56	6	1
18	Brooklyn (A)	5-2	1.83	13	13	0	0	0	73.2	50	20	15	1	6	22	78	2	0
19	Brooklyn (A)	2-3	3.81	5	5	0	0	0	28.1	23	18	12	1	1	11	23	3	0
	Columbia (A)	1-3	9.00	6	5	0	0	0	24.0	31	26	24	4	3	15	17	4	0
	St. Lucie (A)	2-1	3.81	5	4	0	0	0	26.0	26	13	11	2	1	10	17	1	0
	Binghamton (AA)	0-1	3.18	1	1	0	0	0	5.2	8	2	2	0	0	0	4	0	0
Minor League Totals		18-12	2.83	54	46	1	1	1	276.2	219	108	87	12	20	95	239	19	2

VILLALOBOS, FERNANDO CATCHER

HT: 5-11 WT: 188 B/T: Left/Right

BORN: 6/24/02 in Ensenada, Mexico**RESIDES:** Ensenada, Mexico**ACQUIRED (SIGNED):** Signed as a non-drafted free agent in 2019 (6/21/19)

YR	CLUB	AVG	G	AB	R	H	2B	3B	HR	RBI	SH	SF	HB	BB	SO	SB	CS	SLG	OBP	E
19	DSL Mets2 (R)	.500	1	4	0	2	0	0	0	1	0	0	0	1	0	1	0	.500	.600	0
	DSL Mets1 (R)	.179	29	78	10	14	3	0	0	5	0	2	4	21	33	4	2	.218	.371	10
Minor League Totals		.195	30	82	10	16	3	0	0	6	0	2	4	22	33	5	2	.232	.382	10

VILLINES, STEPHEN RIGHT-HANDED PITCHER

HT: 6-2 WT: 175 B/T: Right/Right

BORN: 7/15/95 in Irvine, CA**RESIDES:** Lake Forest, CA**SIGNING SCOUT:** Nathan Beuster**ACQUIRED (SIGNED):** Mets 10th-round pick in the 2017 First-Year Player Draft**CAREER NOTES****2019...**Was invited to major league spring training...**2018...**Named a Mid-Season South Atlantic League (A) All-Star...**College...**Finished his four-year career at Kansas as the school's all-time saves leader with 40, one shy of the Big 12 Conference record set by Huston Street.

YR	CLUB	W-L	ERA	G	GS	CG	SHO	SV	IP	H	R	ER	HR	HB	BB	SO	WP	BK
17	Kingsport (R)	2-1	1.08	8	0	0	0	0	8.1	10	1	1	0	0	0	11	0	0
	Brooklyn (A)	1-1	1.89	11	0	0	0	1	19.0	13	5	4	1	1	1	30	0	0
18	Columbia (A)	2-4	4.86	24	0	0	0	6	33.1	33	21	18	2	2	5	54	3	0
	St. Lucie (A)	2-0	0.41	16	0	0	0	4	22.0	7	1	1	0	0	6	25	0	0
	Binghamton (AA)	1-0	3.18	7	0	0	0	0	11.1	6	4	4	1	1	2	17	0	0
19	Binghamton (AA)	2-1	1.20	28	0	0	0	7	45.0	34	9	6	1	3	14	42	0	0
	Syracuse (AAA)	0-0	6.75	13	0	0	0	0	16.0	23	13	12	4	1	8	12	4	0
Minor League Totals		10-7	2.67	107	0	0	0	18	155.0	126	54	46	9	8	36	191	7	0

WALKER, JOSHUA LEFT-HANDED PITCHER

HT: 6-6 WT: 225 B/T: Left/Left

BORN: 12/1/94 in Otisville, NY**RESIDES:** Otisville, NY**SIGNING SCOUT:** Michael Pesce**ACQUIRED (SIGNED):** Mets 37th-round pick in the 2017 First-Year Player Draft (6/18/17)

YR	CLUB	W-L	ERA	G	GS	CG	SHO	SV	IP	H	R	ER	HR	HB	BB	SO	WP	BK
17	GCL Mets (R)	2-1	9.42	14	0	0	0	2	14.1	21	18	15	1	0	6	13	3	0
18	Kingsport (R)	1-0	0.00	3	0	0	0	1	9.0	9	1	0	0	0	0	12	0	0
	Brooklyn (A)	0-1	4.18	10	6	0	0	0	32.1	33	17	15	4	2	15	40	2	0
19	GCL Mets (R)	0-1	6.00	1	1	0	0	0	3.0	3	2	2	0	0	0	2	0	0
	Brooklyn (A)	0-0	9.00	1	0	0	0	0	3.0	5	3	3	0	1	2	3	0	0
Minor League Totals		3-3	5.11	29	7	0	0	3	61.2	71	41	35	5	3	23	70	5	0

WHALEN, ROB RIGHT-HANDED PITCHER

HT: 6-2 WT: 220 B/T: Right/Right

BORN: 1/31/94 in Stroudsburg, PA

HIGH SCHOOL: Haines City HS (FL)

RESIDES: Davenport, FL

COLLEGE: University of New Haven (CT)

SIGNING SCOUT: Mike Silvestri

ACQUIRED (SIGNED): Signed as minor league free agent (1/28/20)

YR	CLUB	W-L	ERA	G	GS	CG	SHO	SV	IP	H	R	ER	HR	HB	BB	SO	WP	BK
12	Kingsport (R)	0-0	0	1	0	0	0	0	1.0	1	1	0	0	0	1	0	0	
13	Kingsport (R)	3-2	1.87	12	12	0	0	0	72.1	50	26	15	1	7	17	76	4	0
14	Savannah (A)	9-1	2.01	11	10	0	0	0	62.2	44	18	14	2	5	19	53	7	0
	GCL Mets (R)	0-1	1.29	3	2	0	0	0	7.0	4	1	1	0	0	2	10	1	0
15	St. Lucie (A)	4-5	3.36	15	14	0	0	0	83	72	39	31	4	8	34	61	11	0
	Carolina (A)	1-2	3.29	3	3	0	0	0	13.2	11	6	5	2	0	4	7	0	0
16	Mississippi (AA)	7-5	2.49	18	18	0	0	0	101.1	87	35	28	4	4	37	94	2	0
	Gwinnett (AAA)	0-1	1.93	3	3	0	0	0	18.2	12	4	4	0	1	7	18	1	0
	ATLANTA (NL)	1-2	6.57	5	5	0	0	0	24.2	20	20	18	4	3	12	25	1	0
17	Tacoma (AAA)	0-7	6.58	10	10	1	0	0	53.1	61	44	39	9	3	20	43	5	0
	SEATTLE	0-1	6.14	2	1	0	0	0	7.1	7	5	5	1	2	2	2	0	0
18	Everett (A)	0-1	9.64	2	2	0	0	0	4.2	9	6	5	3	0	0	5	0	0
	Arkansas (AA)	0-2	7.50	2	2	0	0	0	6.0	10	7	5	1	0	3	8	0	0
	Tacoma (AAA)	7-7	5.16	20	20	0	0	0	99.1	119	70	57	5	12	37	92	1	2
	SEATTLE (AL)	0-0	0.00	1	0	0	0	0	4.0	1	0	0	0	0	1	0	0	0
19	Did not play																	
Minor League Totals		31-34	3.51	100	96	1	0	0	523.0	480	257	204	31	40	180	468	32	2
Major League Totals		1-3	5.75	8	6	0	0	0	36.0	28	25	23	5	5	15	27	1	0

WILSON, KYLE RIGHT-HANDED PITCHER

HT: 6-1 WT: 185 B/T: Right/Right

BORN: 9/27/96 in Canton, OH

HIGH SCHOOL: Raymore Peculiar HS (MO)

RESIDES: Raymore, MO

COLLEGE: Crowder College (MO)

SIGNING SCOUT: Nathan Beuster

ACQUIRED (SIGNED): Mets 35th-round pick in the 2017 First-Year Player Draft (7/21/17)

CAREER NOTES

2018...Earned New York-Penn League Pitcher of the Week for the week of August 12th.

YR	CLUB	W-L	ERA	G	GS	CG	SHO	SV	IP	H	R	ER	HR	HB	BB	SO	WP	BK
17	GCL Mets (R)	1-1	1.50	7	2	0	0	1	18.0	13	4	3	0	0	7	19	0	0
18	Brooklyn (A)	4-4	3.86	11	11	0	0	0	53.2	49	27	23	3	4	14	59	6	0
19	GCL Mets (R)	0-0	0.00	1	0	0	0	0	3.0	2	0	0	0	0	2	3	1	0
	St. Lucie (A)	4-8	3.80	21	20	0	0	0	90.0	106	48	38	4	4	41	54	6	0
Minor League Totals		9-13	3.50	40	33	0	0	1	164.2	170	79	64	7	8	64	135	13	0

WILSON, TOMMY RIGHT-HANDED PITCHER

HT: 6-4 WT: 220 B/T: Right/Right

BORN: 5/26/96 in Los Angeles, CA

HIGH SCHOOL: Notre Dame HS (CA)

RESIDES: Tarzana, CA

COLLEGE: Cal State Fullerton

SIGNING SCOUT: Evan Wise

ACQUIRED (SIGNED): Mets 19th-round pick in the 2018 First-Year Player Draft (6/20/18)

YR	CLUB	W-L	ERA	G	GS	CG	SHO	SV	IP	H	R	ER	HR	HB	BB	SO	WP	BK
18	Brooklyn (A)	1-0	1.23	11	0	0	0	2	22.0	13	5	3	0	0	7	27	0	0
19	St. Lucie (A)	4-2	2.01	8	8	0	0	0	44.2	33	13	10	1	0	14	36	2	0
	Binghamton (AA)	4-5	4.96	13	13	1	0	0	69.0	65	41	38	11	3	18	60	2	3
Minor League Totals		9-7	3.38	32	21	1	0	2	135.2	111	59	51	12	3	39	123	4	3

WINAKER, MATT OUTFIELDER

HT: 6-1 WT: 195 B/T: Left/Left

BORN: 11/29/95 in Alamo, CA

HIGH SCHOOL: San Ramon Valley (CA)

RESIDES: Alamo, CA

COLLEGE: Stanford

SIGNING SCOUT: Tyler Holmes

ACQUIRED (SIGNED): Mets fifth-round pick in the 2017 First-Year Player Draft (6/25/17)

CAREER NOTES

College...Led Pac-12 in runs (35), home runs (8), slugging (.636) and RBI (34) in conference play, and was second in total bases (75) as a junior...Earned All-Pac 12 Defensive Team honors leading the league with 516 putouts...**High-School**...Also played football at San Ramon Valley HS...As a senior, he went 50-for-50 on field goals and extra points.

YR	CLUB	AVG	G	AB	R	H	2B	3B	HR	RBI	SH	SF	HB	BB	SO	SB	CS	SLG	OBP	E
17	Brooklyn (A)	.268	21	71	10	19	1	0	0	3	0	0	1	15	11	2	0	.282	.402	4
18	Columbia (A)	.254	121	425	65	108	23	7	13	61	0	8	21	62	88	4	3	.433	.370	2
19	St. Lucie (A)	.195	86	261	31	51	9	5	2	31	4	3	14	26	62	6	5	.291	.299	2
Minor League Totals		.235	228	757	106	178	33	12	15	95	4	11	36	103	161	12	8	.370	.350	8

WINANS, ALLAN RIGHT-HANDED PITCHER

HT: 6-2 WT: 185 B/T: Right/Right

BORN: 8/10/95 in Bakersfield, CA

HIGH SCHOOL: Frontier HS (CA)

RESIDES: Bakersfield, CA

COLLEGE: Campbell (NC)

SIGNING SCOUT: Daniel Coles

ACQUIRED (SIGNED): Mets 17th-round pick in the 2018 First-Year Player Draft (6/10/18)

YR	CLUB	W-L	ERA	G	GS	CG	SHO	SV	IP	H	R	ER	HR	HB	BB	SO	WP	BK
18	Kingsport (R)	0-1	4.66	11	0	0	0	0	19.1	19	14	10	1	2	7	15	4	0
19	Columbia (A)	1-3	2.74	30	0	0	0	11	42.2	30	16	13	2	7	16	40	6	0
Minor League Totals		1-4	3.34	41	0	0	0	11	62.0	49	30	23	3	9	23	55	10	0

WOLF, JOSH RIGHT-HANDED PITCHER

HT: 6-3 WT: 170 B/T: Right/Right

BORN: 9/1/00 in Bellaire, TX

HIGH SCHOOL: St. Thomas (TX)

RESIDES: Bellaire, TX

SIGNING SCOUT: Harry Shelton

ACQUIRED (SIGNED): Mets second-round pick in the 2019 First-Year Player Draft (6/19/19)

YR	CLUB	W-L	ERA	G	GS	CG	SHO	SV	IP	H	R	ER	HR	HB	BB	SO	WP	BK
19	GCL Mets (R)	0-1	3.38	5	5	0	0	0	8.0	9	4	3	0	0	1	12	2	0

WOLLERSHEIM, CONNOR LEFT-HANDED PITCHER

HT: 6-1 WT: 205 B/T: Left/Left

BORN: 5/18/97 in Appleton, WI

HIGH SCHOOL: Appleton North HS (WI)

RESIDES: Neenah, WI

COLLEGE: Kent State

SIGNING SCOUT: Chris Heidt

ACQUIRED (SIGNED): Mets eighth-round pick in the 2019 First-Year Player Draft (6/9/19)

YR	CLUB	W-L	ERA	G	GS	CG	SHO	SV	IP	H	R	ER	HR	HB	BB	SO	WP	BK
19	Kingsport (R)	1-0	2.70	8	0	0	0	0	10.0	7	3	3	1	1	7	2	0	0
	Columbia (A)	0-0	1.50	3	0	0	0	0	6.0	7	3	1	0	0	4	6	0	0
Minor League Totals		1-0	2.25	11	0	0	0	0	16.0	14	6	4	1	1	11	8	0	0

WOODARD, L.A. INFIELDER

HT: 5-11 WT: 165 B/T: Switch/Right

BORN: 6/3/97 in Nashville, TN

HIGH SCHOOL: John Overton HS (TN)

RESIDES: Nashville, TN

COLLEGE: Middle Tennessee State

SIGNING SCOUT: Jarrett England

ACQUIRED (SIGNED): Mets 16th-round pick in the 2018 First-Year Player Draft (6/18/18)

YR	CLUB	AVG	G	AB	R	H	2B	3B	HR	RBI	SH	SF	HB	BB	SO	SB	CS	SLG	OBP	E
18	Kingsport (R)	.239	24	71	14	17	4	0	0	11	0	1	2	16	14	8	0	.296	.389	5
	Brooklyn (A)	.500	3	4	2	2	0	0	0	1	0	0	0	1	1	0	1	.500	.600	0
19	Kingsport (R)	.186	18	59	10	11	1	0	0	4	2	0	1	9	19	4	0	.203	.304	0
Minor League Totals		.224	45	134	26	30	5	0	0	16	2	1	3	26	34	12	1	.261	.360	5

YERA, ARIEL CATCHER

HT: 6-3 WT: 205 B/T: Right/Right

BORN: 1/20/97 in Cienfuegos, Cuba

RESIDES: Havana, Cuba

ACQUIRED (SIGNED): Signed as a non-drafted free agent in 2019 (2/19/19)

YR	CLUB	AVG	G	AB	R	H	2B	3B	HR	RBI	SH	SF	HB	BB	SO	SB	CS	SLG	OBP	E
19	Brooklyn (A)	.221	23	68	2	15	1	0	0	4	1	0	0	6	27	1	1	.235	.284	2

ZABAleta, EZEQUIEL RIGHT-HANDED PITCHER

HT: 6-0 WT: 175 B/T: Right/Right

BORN: 8/20/95 in Maria La Baja, Colombia

RESIDES: Maria La Baja, Colombia

SIGNING SCOUTS: Héctor Rincones & Carlos Pérez

ACQUIRED (SIGNED): Signed as a non-drafted free agent in 2015 (5/4/15)

YR	CLUB	W-L	ERA	G	GS	CG	SHO	SV	IP	H	R	ER	HR	HB	BB	SO	WP	BK
15	DSL Mets2 (R)	0-1	4.50	1	0	0	0	0	2.0	2	1	1	0	0	1	3	0	0
16	DSL Mets2 (R)	2-0	0.60	3	3	0	0	0	15.0	8	2	1	0	0	3	12	0	0
	GCL Mets (R)	0-2	3.28	9	3	0	0	1	24.2	23	12	9	2	1	2	20	2	0
17	Kingsport (R)	2-3	6.68	12	12	0	0	0	62.0	82	51	46	10	4	26	40	6	1
18	St. Lucie (A)	1-0	1.59	3	0	0	0	1	5.2	3	2	1	1	1	1	3	1	0
	Brooklyn (A)	0-1	1.47	13	0	0	0	2	18.1	15	5	3	0	0	3	16	1	1
19	Columbia (A)	1-1	1.69	17	0	0	0	3	21.1	18	7	4	3	0	2	22	1	0
	St. Lucie (A)	3-3	4.14	26	0	0	0	8	37.0	26	18	17	3	2	14	38	4	0
Minor League Totals		9-11	3.97	84	18	0	0	15	186.0	177	98	82	19	8	52	154	15	2

ZANGHI, JOSEPH RIGHT-HANDED PITCHER

HT: 6-3 WT: 240 B/T: Right/Right

BORN: 12/1/94 in Milford, CT

RESIDES: Milford, CT

SIGNING SCOUT: J.P. Ricciardi

ACQUIRED (SIGNED): Signed as a non-drafted free agent in 2015 (6/16/16)

YR	CLUB	W-L	ERA	G	GS	CG	SHO	SV	IP	H	R	ER	HR	HB	BB	SO	WP	BK
16	Brooklyn (A)	1-0	1.23	23	0	0	0	8	29.1	20	6	4	0	0	15	45	7	0
17	Columbia (A)	0-3	2.19	41	0	0	0	4	61.2	51	29	15	2	2	26	64	6	0
18	Las Vegas (AAA)	0-0	9.00	2	0	0	0	1	5.0	6	5	5	1	0	3	4	0	0
	St. Lucie (A)	2-0	1.15	18	0	0	0	1	31.1	24	4	4	1	1	5	23	2	0
	Binghamton (AA)	1-1	5.11	17	0	0	0	0	24.2	25	16	14	1	4	8	22	3	0
19	Binghamton (AA)	3-3	2.34	31	2	0	0	4	57.2	43	19	15	1	4	27	50	3	0
	Syracuse (AAA)	0-0	6.35	5	0	0	0	0	5.2	7	4	4	1	0	5	6	1	0
Minor League Totals		7-7	2.55	137	2	0	0	18	215.1	176	83	61	7	11	89	214	22	0

ZANON, JACOB OUTFIELDER

HT: 6-1 WT: 180 B/T: Right/Right

BORN: 6/25/95 in Portland, OR

RESIDES: Beaverton, OR

SIGNING SCOUT: Jim Reeves

ACQUIRED (SIGNED): Mets 15th-round pick in the 2016 First-Year Player Draft (6/16/16)

CAREER NOTES

2017...His 30 steals were third-most among Mets minor leaguers...College...Earned an All-NAIA West selection and an All-American honorable mention...Named the NAIA World Series Most Valuable Player, leading Lewis-Clark State College to their second consecutive NAIA World Series Championship.

YR	CLUB	AVG	G	AB	R	H	2B	3B	HR	RBI	SH	SF	HB	BB	SO	SB	CS	SLG	OBP	E
16	Brooklyn (A)	.197	44	157	19	31	6	1	2	18	1	5	0	21	25	20	2	.287	.284	5
17	Brooklyn (A)	.250	1	4	1	1	1	0	0	0	0	0	0	1	1	1	0	.500	.400	0
	Columbia (A)	.246	50	179	26	44	8	2	1	16	0	2	24	43	28	3	.330	.338	0	
	St. Lucie (A)	.224	15	58	5	13	5	1	0	2	0	0	1	4	10	1	2	.345	.286	2
18	GCL Mets (R)	.250	5	16	2	4	1	1	0	3	0	0	1	2	4	0	1	.438	.368	1
	St. Lucie (A)	.206	63	233	22	48	11	1	0	11	1	2	1	20	49	14	7	.262	.270	2
19	St. Lucie (A)	.248	97	355	42	88	13	2	7	48	6	8	2	32	83	18	7	.355	.307	3
	Binghamton (AA)	.188	16	48	5	9	3	0	0	3	1	1	0	3	14	0	0	.250	.231	0
Minor League Totals		.227	291	1050	122	238	48	8	10	101	9	18	7	107	229	82	22	.316	.298	13

SHARE THE GAME WITH THE NEXT GENERATION

GET INVOLVED AT PLAYBALL.org AND FOLLOW @PLAYBALL





YEAR IN REVIEW

2019 DAY-BY-DAY

DATE	OPP	W/L	Score	WP	LP	SV	Rec.	Pos./GB	HOME ATT. ATT. CUMULATIVE
3/28	@WAS	W	2-0	deGrom (1-0)	Scherzer (0-1)	Diaz (1)	1-0	T-1st/-	44,424
3/29	Off Day								
3/30	@WAS	W	11-8	Wilson (1-0)	Rosenthal (0-1)	Diaz (2)	2-0	T-1st/-	33,765
3/31	@WAS	L	6-5	Doolittle (1-0)	Wilson (1-1)		2-1	2nd/-1.0	23,430
4/1	@MIA	W	7-3	Familia (1-0)	Steckenrider (0-1)		3-1	2nd/-0.5	6,489
4/2	@MIA	W	6-5	Vargas (1-0)	Ureña (0-2)	Wilson (1)	4-1	2nd/-0.5	5,934
4/3	@MIA	W	6-4	deGrom (2-0)	Richards (0-1)	Diaz (3)	5-1	1st/+0.5	7,486
4/4	WAS	L	4-0	Strasburg (1-0)	Syndergaard (0-1)		5-2	2nd/-0.5	44,424*
4/5	Off Day								
4/6	WAS	W	6-5	Familia (2-0)	Sipp (0-1)	Diaz (4)	6-2	1st/+0.5	35,156
4/7	WAS	L	12-9	Scherzer (1-2)	Wheeler (0-1)		6-3	2nd/-0.5	40,681
4/8	Off Day								
4/9	MIN	L	14-8	Hildenberger (2-0)	deGrom (2-1)		6-4	3rd/-1.0	22,126
4/10	MIN	W	9-6	Syndergaard (1-1)	Odorizzi (0-2)		7-4	T-1st/-	20,946
4/11	@ATL	W	6-3	Matz (1-0)	Gausman (1-1)	Diaz (5)	8-4	1st/+0.5	24,015
4/12	@ATL	W	6-2	Wheeler (1-1)	Wright (0-2)		9-4	1st/+0.5	33,334
4/13	@ATL	L	11-7	Toussaint (1-0)	Oswalt (0-1)		9-5	1st/+0.5	40,117
4/14	@ATL	L	7-3	Teheran (2-1)	deGrom (2-2)		9-6	T-2nd/-0.5	23,385
4/15	@PHI	W	7-6 (11)	Avilán (1-0)	Neshek (0-1)	Diaz (6)	10-6	1st/+0.5	32,423
4/16	@PHI	L	14-3	Pivetta (2-1)	Matz (1-1)	Eickhoff (1)	10-7	2nd/-0.5	43,933
4/17	@PHI	L	3-2	Arrieta (3-1)	Wheeler (1-2)	Neris (2)	10-8	2nd/-1.5	39,861
4/18	Off Day								
4/19	@STL	W	5-4	Lugo (1-0)	Wainwright (1-2)	Diaz (7)	11-8	T-1st/--	40,413
4/20	@STL	L	10-2	Mikolas (2-1)	Flexen (0-1)		11-9	2nd/-1.0	47,059
4/21	@STL	L	6-4	Hudson (1-1)	Syndergaard (1-2)	Hicks (5)	11-10	T-2nd/-1.0	42,765
4/22	PHI	W	5-1	Matz (2-1)	Arrieta (3-2)		12-10	T-1st/--	25,293
4/23	PHI	W	9-0	Wheeler (2-2)	Eflin (2-3)		13-10	1st/+1.0	26,049
4/24	PHI	L	6-0	Velasquez (1-0)	Vargas (1-1)		13-11	T-1st/--	27,685
4/25	Off Day								
4/26	MIL	L	10-2	Albers (2-1)	deGrom (2-3)		13-12	2nd/-0.5	28,131
4/27	MIL	L	8-6	Woodruff (3-1)	Syndergaard (1-3)	Hader (6)	13-13	2nd/-1.5	40,610
4/28	MIL	W	5-2	Matz (3-1)	Barnes (1-1)	Diaz (8)	14-13	2nd/-1.5	25,756
4/29	CIN	L	5-4	Iglesias (1-3)	Diaz (0-1)		14-14	T-2nd/-2.0	20,766
4/30	CIN	W	4-3 (10)	Gagnon (1-0)	Iglesias (1-4)		15-14	2nd/-1.0	20,836
5/1	CIN	L	1-0	Duke (2-1)	Diaz (0-2)		15-15	T-2nd/-2.0	22,119
5/2	CIN	W	1-0	Syndergaard (2-3)	Mahle (0-4)		16-15	2nd/-1.5	21,445
5/3	@MIL	L	3-1	Woodruff (4-1)	Matz (3-2)	Hader (8)	16-16	T-2nd/-2.5	32,550
5/4	@MIL	L	4-3 (18)	Williams (1-1)	Flexen (0-2)		16-17	3rd/-2.5	39,565
5/5	@MIL	L	3-2	Davies (4-0)	Vargas (1-2)	Hader (9)	16-18	3rd/-3.5	36,016
5/6	@SD	L	4-0	Paddack (3-1)	deGrom (2-4)	Stammen (1)	16-19	3rd/-3.5	20,176
5/7	@SD	W	7-6	Lugo (2-0)	Warren (2-1)	Diaz (9)	17-19	3rd/-3.5	23,129
5/8	@SD	L	3-2	Reyes (2-0)	Bashlor (0-1)	Yates (15)	17-20	3rd/-4.5	21,952
5/9	Off Day								
5/10	MIA	W	11-2	Wheeler (3-2)	López (2-5)		18-20	3rd/-3.5	25,194
5/11	MIA	W	4-1	deGrom (3-4)	Alcantara (1-4)	Diaz (10)	19-20	3rd/-3.5	32,501
5/12	MIA		PPD Rain - Rescheduled as a doubleheader on August 5					19-20	3rd/-4.0
5/13	Off Day								
5/14	@WAS	W	6-2	Syndergaard (3-3)	Hellickson (3-3)		20-20	T-2nd/-3.5	23,315
5/15	@WAS	L	5-1	Corbin (4-1)	Font (1-1)		20-21	3rd/-3.5	29,673
5/16	@WAS	L	7-6	Jennings (1-2)	Wheeler (3-3)	Doolittle (7)	20-22	3rd/-3.5	28,807
5/17	@MIA	L	8-6	Richards (1-5)	deGrom (3-5)	Romo (7)	20-23	3rd/-4.5	9,870
5/18	@MIA	L	2-0	López (3-5)	Matz (3-3)	Conley (2)	20-24	3rd/-5.5	13,474
5/19	@MIA	L	3-0	Alcantara (2-4)	Syndergaard (3-4)		20-25	3rd/-6.5	15,983
5/20	WAS	W	5-3	Gagnon (2-0)	Corbin (4-2)	Diaz (11)	21-25	3rd/-6.5	22,335
5/21	WAS	W	6-5	Diaz (1-2)	Rainey (0-1)		22-25	3rd/-5.5	24,631
5/22	WAS	W	6-1	Gagnon (3-0)	Barracough (0-1)		23-25	3rd/-4.5	27,188
5/23	WAS	W	6-4	Gsellman (1-0)	Suero (1-4)	Diaz (12)	24-25	3rd/-4.5	29,962
5/24	DET	L	9-8	Farmer (3-3)	Gagnon (3-1)	Greene (16)	24-26	3rd/-5.5	27,082
5/25	DET	W	5-4 (13)	Santiago (1-0)	Farmer (3-4)		25-26	3rd/-5.5	40,691
5/26	DET	W	4-3	Wheeler (4-3)	Turnbull (2-4)	Diaz (13)	26-26	3rd/-4.5	31,414

DATE	OPP	W/L	Score	WP	LP	SV	Rec.	Pos./GB	ATT.	CUMULATIVE	HOME ATT.	
5/27	@LAD	L	9-5	Kershaw (5-0)	Bashlor (0-2)	Jansen (15)	26-27	3rd/-5.0	47,816			
5/28	@LAD	W	7-3	Matz (4-3)	Garcia (0-2)		27-27	3rd/-5.0	45,713			
5/29	@LAD	L	9-8	Alexander (3-1)	Díaz (1-3)		27-28	3rd/-6.0	40,559			
5/30	@LAD	L	2-0	Ryu (8-1)	Vargas (1-3)	Jansen (16)	27-29	3rd/-6.0	47,848			
5/31	@ARI	W	5-4	Wheeler (5-3)	Andriese (3-4)	Gsellman (1)	28-29	3rd/-5.0	24,664			
6/1	@ARI	L	6-5	Hirano (2-3)	Bashlor (0-3)		28-30	3rd/-5.0	34,888			
6/2	@ARI	L	7-1	Kelly (5-6)	Matz (4-4)		28-31	3rd/-5.0	26,945			
6/3	Off Day											
6/4	SF	L	9-3 (10)	Melancon (2-0)	Gsellman (1-1)		28-32	3rd/-5.5	24,878	707,899		
6/5	SF	W	7-0	Vargas (3-0)	Beede (0-2)		29-32	3rd/-5.5	23,357	731,256		
6/6	SF	W	7-3	Lugo (2-3)	Melancon (2-1)		30-32	3rd/-5.0	28,857	760,113		
6/7	COL	L	5-1	Senzatela (5-4)	deGrom (3-6)		30-33	3rd/-6.0	27,520	787,633		
6/8	COL	W	5-3	Matz (5-4)	Gray (5-5)	Díaz (14)	31-33	3rd/-6.0	29,077	816,710		
6/9	COL	W	6-1	Syndergaard (4-4)	Hoffman (1-3)		32-33	3rd/-5.0	29,531	846,241		
6/10	@NYY	PPD	- Rain - Rescheduled for a day-night doubleheader on 6/11					32-33	3rd/-4.5			
6/11 G1	@NYY	L	12-5	Tanaka (4-5)	Wheeler (5-4)		32-34		41,538			
G2 @NYYW		L	10-4	Vargas (3-3)	Paxton (3-3)		33-34	3rd/-6.0	44,698			
6/12	Off Day											
6/13	STL	L	5-4 (10)	Martinez (1-0)	Díaz (1-4)	Hicks (14)	33-35	3rd/-6.5	31,862	878,103		
6/14	STL	L	9-5	Gant (6-0)	Familia (2-1)		33-36	3rd/-7.5	28,560	906,663		
6/15	STL	W	8-7	Syndergaard (5-4)	Wacha (4-3)	Díaz (15)	34-36	3rd/-6.5	32,589	939,252		
6/16	STL	L	4-3	Miller (3-2)	Flexen (0-3)	Martinez (2)	34-37	3rd/-7.5	37,054	976,306		
6/17	@ATL	L	12-3	Soroka (8-1)	Wheeler (5-5)		34-38	3rd/-8.5	24,660			
6/18	@ATL	W	10-2	deGrom (4-6)	Teheran (5-5)		35-38	3rd/-7.5	24,971			
6/19	@ATL	L	7-2	Fried (8-3)	Matz (5-5)		35-39	4th/-8.5	37,104			
6/20	@CHC	L	7-4	Alzolay (1-0)	Lockett (0-1)	Cishek (7)	35-40	4th/-9.0	38,956			
6/21	@CHC	W	5-4	Pounders (1-0)	Brach (3-2)	Díaz (16)	36-40	4th/-8.0	41,078			
6/22	@CHC	W	10-2	Wheeler (6-5)	Quintana (4-7)		37-40	4th/-8.0	41,106			
6/23	@CHC	L	5-3	Cishek (2-4)	Lugo (3-1)	Strop (9)	37-41	4th/-9.0	39,077			
6/24	@PHI	L	13-7	Eflin (7-7)	Matz (5-6)		37-42	4th/-9.0	29,117			
6/25	@PHI	L	7-5	Arrieta (7-6)	Font (1-2)	Neris (16)	37-43	4th/-10.0	28,125			
6/26	@PHI	L	5-4 (10)	Garcia (2-0)	Nogosek (0-1)		37-44	4th/-11.0	29,822			
6/27	@PHI	L	6-3	Hammer (1-0)	Díaz (1-5)		37-45	4th/-11.0	39,161			
6/28	ATL	L	6-2	Soroka (9-1)	deGrom (4-7)		37-46	4th/-12.0	36,421	1,012,727		
6/29	ATL	L	5-4	Newcomb (2-0)	Lugo (2-3)	Jackson (13)	37-47	4th/-13.0	40,809	1,053,536		
6/30	ATL	W	8-5	Font (2-2)	Newcomb (2-1)	Díaz (17)	38-47	4th/-12.0	31,743	1,085,279		
7/1	Off Day											
7/2	NYY	W	4-2	Lugo (4-2)	Ottavino (3-3)	Díaz (18)	39-47	4th/-11.0	42,150	1,127,429		
7/3	NYY	L	5-1	Germán (10-2)	Vargas (3-4)		39-48	4th/-12.0	43,323	1,170,752		
7/4	Off Day											
7/5	PHI	L	7-2	Morgan (3-3)	Díaz (1-6)		39-49	4th/-13.5	32,546	1,203,298		
7/6	PHI	W	6-5	Syndergaard (6-4)	Arrieta (8-7)	Díaz (19)	40-49	4th/-12.5	31,350	1,234,648		
7/7	PHI	L	8-3	Nola (8-2)	Wheeler (6-6)		40-50	4th/-13.5	34,247	1,268,895		
7/8	All-Star Break											
7/9	90th MLB All-Star Game (Progressive Field, Cleveland, OH)											
7/10	All-Star Break											
7/11	All-Star Break											
7/12	@MIA	L	8-4	Smith (5-4)	Vargas (3-5)		40-51	4th/-14.5	11,856			
7/13	@MIA	W	4-2	Syndergaard (7-4)	Anderson (3-5)	Díaz (20)	41-51	4th/-14.5	12,963			
7/14	@MIA	W	6-2	deGrom (5-7)	Alcantara (4-9)		42-51	4th/-14.5	14,780			
7/15	Off Day											
7/16	@MIN	W	3-2	Avilán (2-0)	Pineda (6-5)	Díaz (21)	43-51	4th/-14.0	28,712			
7/17	@MIN	W	14-4	Vargas (4-5)	May (3-3)		44-51	4th/-13.0	35,124			
7/18	@SF	L	3-2 (16)	Jerez (1-0)	Mazza (0-1)		44-52	4th/-13.0	36,862			
7/19	@SF	L	1-0 (10)	Dyson (4-1)	Rhame (0-1)		44-53	4th/-14.0	32,861			
7/20	@SF	W	11-4	Lockett (1-1)	Samardzija (7-8)		45-53	4th/-13.0	33,860			
7/21	@SF	L	3-2 (12)	Gott (6-0)	Gsellman (1-2)		45-54	4th/-14.0	35,406			
7/22	Off Day											
7/23	SD	W	5-2	Vargas (5-5)	Paddock (6-5)	Díaz (22)	46-54	4th/-13.0	33,199	1,302,094		
7/24	SD	L	7-2	Strahm (4-7)	Syndergaard (7-5)		46-55	4th/-13.0	32,252	1,334,346		
7/25	SD	W	4-0	deGrom (6-7)	Lauer (5-8)		47-55	4th/-12.5	37,822	1,372,168		
7/26	PIT	W	6-3	Wheeler (7-6)	Agrazal (2-1)	Lugo (1)	48-55	4th/-12.5	33,776	1,405,944		
7/27	PIT	W	3-0	Matz (6-6)	Williams (3-4)		49-55	4th/-12.5	39,944	1,445,888		
7/28	PIT	W	8-7	Vargas (6-5)	Archer (3-8)	Díaz (23)	50-55	4th/-11.5	32,976	1,478,864		
7/29	Off Day											

DATE	OPP	W/L	Score	WP	LP	SV	Rec.	Pos./GB	ATT.	HOME ATT.	CUMULATIVE
7/30	@CWS	W	5-2 (11)	Gsellman (2-2)	Ruiz (1-2)		51-55	4th/-11.0	15,947		
7/31	@CWS	W	4-2	Wilson (2-1)	Colomé (3-2)	Díaz (24)	52-55	4th/-11.0	25,81		
8/1	@CWS	W	4-0	Wheeler (8-6)	Cease (1-4)		53-55	4th/-11.0	23,477		
8/2	@PIT	L	8-4	Williams (4-4)	Matz (6-7)		53-56	4th/-11.0	24,311		
8/3	@PIT	W	7-5	Wilson (3-1)	Crick (3-6)		54-56	4th/-11.0	37,335		
8/4	@PIT	W	13-2	Syndergaard (8-5)	Musgrove (8-10)		55-56	4th/-10.0	22,716		
8/5	MIA (G1)	W	6-2	deGrom (7-7)	Dugger (0-1)		56-56				
	MIA (G2)	W	5-4	Familia (3-1)	Brigham (1-1)	Lugo (2)	57-56	4th/-8.5	29,645	1,508,509	
8/6	MIA	W	5-0	Wheeler (9-6)	Noesi (0-1)		58-56	4th/-8.5	27,479	1,535,988	
8/7	MIA	W	7-2	Matz (7-7)	Yamamoto (4-3)		59-56	4th/-8.5	26,349	1,562,337	
8/8	Off Day										
8/9	WAS	W	7-6	Avilán (3-0)	Doolittle (6-4)		60-56	T3rd/-8.0	39,602	1,601,939	
8/10	WAS	W	4-3	Lugo (5-2)	Rodney (0-5)		61-56	3rd/-7.0	43,875	1,645,814	
8/11	WAS	L	7-4	Grace (1-2)	Gsellman (2-3)	Doolittle (26)	61-57	3rd/-8.0	41,000	1,686,814	
8/12	Off Day										
8/13	@ATL	L	5-3	Fried (14-4)	Wheeler (9-7)	Melancon (2)	61-58	T3rd/-9.0	27,627		
8/14	@ATL	L	6-4	Martin (1-3)	Lugo (5-3)	Blevins (1)	61-59	4th/-10.0	23,582		
8/15	@ATL	W	10-8	Stroman (7-11)	Teheran (7-8)	Díaz (25)	62-59	4th/-9.0	25,424		
8/16	@KC	L	4-1	Montgomery (3-5)	Syndergaard (8-6)	Kennedy (21)	62-60	4th/-9.0	21,439		
8/17	@KC	W	4-1	deGrom (8-7)	Junis (8-11)	Lugo (3)	63-60	4th/-9.0	28,697		
8/18	@KC	W	11-5	Familia (4-1)	McCarthy (2-2)		64-60	T3rd/-9.0	20,661		
8/19	Off Day										
8/20	CLE	W	9-2	Matz (8-7)	Bieber (12-6)		65-60	T3rd/-9.0	33,800	1,720,614	
8/21	CLE	W	4-3 (10)	Avilán (4-0)	Hand (6-4)		66-60	T3rd/-9.0	28,349	1,748,963	
8/22	CLE	W	2-0 (7)	Syndergaard (9-6)	Civale (1-3)	Sewald (1)	67-60	3rd/-9.0	30,998	1,779,961	
8/23	ATL	L	2-1 (14)	Jackson (7-2)	Familia (4-2)	Melancon (5)	67-61	3rd/-10.0	31,437	1,811,398	
8/24	ATL	L	9-5	Tomlin (2-1)	Brach (4-4)		67-62	4th/-11.0	38,300	1,849,698	
8/25	ATL	L	2-1	Keuchel (5-5)	Matz (8-8)	Melancon (6)	67-63	4th/-12.0	30,170	1,879,868	
8/26	Off Day										
8/27	CHC	L	5-2	Darvish (5-6)	Stroman (7-12)		67-64	4th/-11.5	34,158	1,914,026	
8/28	CHC	L	10-7	Ryan (4-2)	Syndergaard (9-7)	Kimbrel (12)	67-65	4th/-12.5	33,987	1,948,013	
8/29	CHC	L	4-1	Lester (11-9)	deGrom (8-8)	Kimbrel (13)	67-66	4th/-13.0	38,389	1,986,402	
8/30	@PHI	W	11-5	Wilson (4-1)	Morin (1-1)		68-66	4th/-13.0	30,503		
8/31	@PHI	W	6-3	Matz (9-8)	Vargas (6-7)	Lugo (4)	69-66	4th/-13.0	40,690		
9/1	@PHI	L	5-2	Neris (3-5)	Zamora (0-1)		69-67	4th/-14.0	33,492		
9/2	@WAS	W	7-3	Syndergaard (10-7)	Ross (3-4)		70-67	4th/-14.0	25,329		
9/3	@WAS	L	11-10	Guerra (3-1)	Díaz (1-7)		70-68	4th/-15.0	20,759		
9/4	@WAS	W	8-4	Wheeler (10-7)	Sánchez (8-7)		71-68	4th/-14.5	20,237		
9/5	Off Day										
9/6	PHI	W	5-4	Díaz (2-7)	Morin (1-2)		72-68	T3rd/-15.0	28,107	2,014,509	
9/7	PHI	L	5-0	Smyly (4-6)	Stroman (7-13)		72-69	4th/-16.0	28,848	2,043,357	
9/8	PHI	L	10-7	Suarez (5-1)	Sewald (0-1)	Neris (24)	72-70	4th/-16.0	30,264	2,073,621	
9/9	ARI	W	3-1	deGrom (9-8)	Kelly (10-14)	Lugo (5)	73-70	4th/-16.0	21,337	2,094,958	
9/10	ARI	W	3-2	Wheeler (11-7)	Gallen (3-5)	Wilson (2)	74-70	4th/-15.0	20,843	2,115,801	
9/11	ARI	W	9-0	Matz (10-8)	Ray (12-8)		75-70	T3rd/-15.0	21,841	2,137,642	
9/12	ARI	W	11-1	Stroman (8-13)	Young (7-4)		76-70	T3rd/-14.0	21,856	2,159,498	
9/13	LAD	L	9-2	Kershaw (14-5)	Syndergaard (10-8)		76-71	4th/-15.0	36,097	2,195,595	
9/14	LAD	W	3-0	Lugo (6-3)	Kelly (5-4)	Wilson (3)	77-71	3rd/-15.0	39,264	2,234,859	
9/15	LAD	L	3-2	Jansen (5-3)	Lugo (6-4)	Maeda (2)	77-72	3rd/-15.0	31,521	2,266,380	
9/16	@COL	L	9-4	Senzatela (10-10)	Matz (10-9)		77-73	T3rd/-15.5	28,505		
9/17	@COL	W	6-1	Stroman (9-13)	Melville (2-3)		78-73	T3rd/-14.5	33,118		
9/18	@COL	W	7-4	Lugo (7-3)	Díaz (5-4)		79-73	T3rd/-13.5	30,174		
9/19	Off Day										
9/20	@CIN	W	8-1	deGrom (10-8)	Castillo (15-7)		80-73	3rd/-14.0	20,576		
9/21	@CIN	L	3-2	Kuhnel (1-0)	Wilson (4-2)	Iglesias (34)	80-74	3rd/-15.0	30,487		
9/22	@CIN	W	6-3	Brach (5-4)	Bauer (11-13)	Wilson (4)	81-74	3rd/-14.0	21,335		
9/23	MIA	L	8-4	Smith (10-10)	Matz (10-10)		81-75	3rd/-14.5	21,189	2,287,569	
9/24	MIA	W	5-4 (11)	Sewald (1-1)	Conley (2-10)		82-75	3rd/-13.5	21,189	2,309,335	
9/25	MIA	W	10-3	deGrom (11-8)	Dugger (0-4)		83-75	3rd/-13.5	21,471	2,330,806	
9/26	MIA	L	4-2	Brigham (3-2)	Wheeler (11-8)	Ureña (2)	83-76	3rd/-14.0	21,729	2,352,535	
9/27	ATL	W	4-2	Stroman (10-13)	Keuchel (8-8)	Lugo (6)	84-76	3rd/-13.0	26,264	2,378,799	
9/28	ATL	W	3-0	Matz (11-10)	Foltynewicz (8-6)	Díaz (26)	85-76	3rd/-12.0	32,210	2,411,009	
9/29	ATL	W	7-6 (11)	Mazza (1-1)	Dayton (0-1)		86-76	3rd/-11.0	31,523	2,442,532	

2019-20 CHRONOLOGY

March 26 - Signed **RHP JACOB deGROM** to a five-year contract extension...Announced that Texas claimed **RHP KYLE DOWDY** off waivers.

March 27 - Signed **C RENÉ RIVERA** to a minor league contract and assigned him to Syracuse (AAA).

March 28 - Selected the contracts of **INF PETE ALONSO** and **LHP LUIS AVILÁN**...Recalled **RHP TIM PETERSON**...Placed **OF YOENIS CÉSPEDES** on the 10-Day Injured List, retroactive to March 25, as he recovers from left and right heel surgery...Placed **C TRAVIS D'ARNAUD** on the 10-Day Injured List, retroactive to March 25, as he recovers from Tommy John surgery...Placed **INF TODD FRAZIER** on the 10-Day Injured List, retroactive to March 25, with a left oblique strain...Placed **INF JED LOWRIE** on the 10-Day Injured List, retroactive to March 25, with a left knee capsule sprain and placed **RHP DREW SMITH** on the 10-Day Injured List, retroactive to March 25, as he recovers from Tommy John surgery.

April 7 - Activated **C TRAVIS D'ARNAUD** from the 10-Day injured List...Optioned **C TOMÁS NIDO**

April 10 - Recalled **RHP COREY OSWALT** from Syracuse...Optioned **RHP TIM PETERSON** to Syracuse

April 14 - Recalled **RHP PAUL SEWALD** from Syracuse...Optioned **RHP COREY OSWALT** to Syracuse

April 15 - Recalled **RHP DREW GAGNON** from Syracuse...Optioned **INF LUIS GUILLORME** to Syracuse

April 17 - Recalled **RHP JACOB RHAME** from Syracuse...Optioned **RHP DREW GAGNON** to Syracuse

April 19 - Placed **RHP JACOB deGROM** on the 10-Day Injured List, retroactive to April 16, with right elbow soreness.

April 20 - Recalled **RHP CHRIS FLEXEN** from Syracuse...Optioned **RHP CHRIS FLEXEN** to Syracuse

April 21 - Recalled **LHP DANIEL ZAMORA** from Syracuse

April 22 - Activated **INF TODD FRAZIER** from the Injured List, recalled **INF LUIS GUILLORME** from Syracuse, optioned **RHP PAUL SEWALD** to Syracuse and placed **LHP JUSTIN WILSON** on the 10-Day Injured List, retroactive to April 20.

April 26 - Activated **RHP JACOB deGROM** from the Injured List and recalled **RHP COREY OSWALT** from Syracuse (AAA)...The Mets also optioned **INF LUIS GUILLORME** and **RHP JACOB RHAME** to Syracuse.

April 27 - Recalled **RHP DREW GAGNON** from Syracuse (AAA)...Optioned **RHP COREY OSWALT** to Syracuse (AAA)

April 28 - Designated **C TRAVIS d'ARNAUD** for assignment...Recalled **C TOMÁS NIDO** from Syracuse (AAA).

May 1 - Placed **RHP JEURYS FAMILIA** on the 10-Day Injured List, with a sore right shoulder...Selected the contract of **LHP RYAN O'ROURKE** from Syracuse (AAA).

May 3 - Selected the contract **INF ADEINY HECHAVARRÍA** from Syracuse (AAA)...Optioned **INF DOMINIC SMITH** to Syracuse (AAA)...Transferred **RHP DREW SMITH** to the 60-Day Injured List...Released **C TRAVIS d'ARNAUD**.

May 4 - Placed **LHP LUIS AVILÁN** on the 10-Day Injured List with left elbow soreness...Recalled **RHP CHRIS FLEXEN** from Syracuse (AAA).

May 5 - Recalled **RHP TIM PETERSON** and **RHP TYLER BASHLOR** from Syracuse (AAA)...Optioned **RHP CHRIS FLEXEN** and **LHP RYAN O'ROURKE** to Syracuse (AAA).

May 6 - Acquired **RHP WILMER FONT** from Tampa Bay for a player to be named or cash considerations...Transferred **OF YOENIS CÉSPEDES** to the 60-Day Injured List...Activated **LHP JUSTIN WILSON** from the Injured List...Recalled **RHP COREY OSWALT** from Syracuse (AAA)...Optioned **RHP TIM PETERSON** to Syracuse (AAA)...Placed **LHP JASON VARGAS** on the 10-Day Injured List, with left hamstring tightness.

May 7 - Activated **RHP WILMER FONT**...Optioned **RHP COREY OSWALT** to Syracuse (AAA).

May 9 - Placed **LHP STEVEN MATZ** on the 10-Day Injured List, retroactive to May 5...Recalled **INF DOMINIC SMITH** from Syracuse (AAA).

May 11 - Placed **LHP JUSTIN WILSON** on the 10- Day Injured List, retroactive to May 7...Recalled **RHP ERIC HANHOLD** from Syracuse (AAA).

May 13 - Activated **RHP JEURYS FAMILIA** from the Injured List...Optioned **RHP ERIC HANHOLD** to Syracuse (AAA)...Sent minor league **RHP NERALDO CATALINA** to Tampa Bay to complete the May 6 trade for **RHP Wilmer Font**.

May 17 - Selected the contract of **OF CARLOS GÓMEZ** from Syracuse (AAA), recalled **RHP PAUL SEWALD** from Syracuse...In addition, designated **OF KEON BROXTON** for assignment and placed **OF MICHAEL CONFORTO** on the 7-Day Injured List, with a concussion.

May 18 - Activated **LHP STEVEN MATZ** from the 10-Day Injured List...Optioned **RHP PAUL SEWALD** to Syracuse (AAA).

May 20 - Selected the contract of **LHP HÉCTOR SANTIAGO** from Syracuse (AAA)...Placed **RHP SETH LUGO** on the 10-Day Injured List with right shoulder tendinitis...Transferred **INF JED LOWRIE** to the 60-Day Injured List.

May 22 - Selected the contract of **OF RAJAI DAVIS** from Syracuse (AAA)...Placed **OF BRANDON NIMMO** on the 10-Day Injured List, retroactive to May 21, with a stiff neck...Designated **RHP PAUL SEWALD** for assignment...Traded **OF KEON BROXTON** to Baltimore in exchange for international bonus pool money.

May 23 - Recalled **INF LUIS GUILLORME** from Syracuse (AAA)...Recalled **LHP RYAN O'ROURKE** from Syracuse (AAA)...Placed **INF ROBINSON CANÓ** on the 10-Day Injured List, with a low-grade left quad strain...Placed **OF JEFF McNEIL** on the 10-Day Injured List, retroactive to May 22, with left hamstring tightness...Claimed **OF AARON ALTHERR** off waivers from San Francisco...Designated **RHP TIM PETERSON** for assignment.

May 24 - Activated **OF AARON ALTHERR**...Optioned **LHP RYAN O'ROURKE** to Syracuse (AAA)...Signed **RHP ERVIN SANTANA** and **OF MATT KEMP** to minor-league contracts.

May 25 - Activated **LHP JASON VARGAS** from the 10-Day Injured List...Optioned **INF LUIS GUILLORME** to Syracuse (AAA).

May 26 - Activated **OF MICHAEL CONFORTO** from the 7-Day Injured List...Designated **OF RAJAI DAVIS** for assignment...Announced that **RHP PAUL SEWALD** and **RHP TIM PETERSON** cleared waivers and were outrighted to Syracuse (AAA).

May 28 - Announced **OF RAJAI DAVIS** cleared waivers and was outrighted to Syracuse (AAA).

May 31 - Activated **RHP SETH LUGO** from 10-Day Injured List...Optioned **LHP DANIEL ZAMORA** to Syracuse (AAA).

June 4 - Activated **INF/OF JEFF McNEIL** from 10-Day Injured List...Optioned **RHP TYLER BASHLOR** to Syracuse (AAA).

June 5 - Activated **INF ROBINSON CANÓ** from 10-Day Injured List... Designated **OF AARON ALTHERR** for assignment.

June 9 - Placed **INF ROBINSON CANÓ** on the 10-Day Injured List, retroactive to June 6 with a left quad tightness...Recalled **RHP TIM PETERSON** from Syracuse (AAA).

June 11 - Named **INF LUIS GUILLORME** the 26th man for the doubleheader.

June 14 - Named **RHP TYLER BASHLOR** the 26th man for the doubleheader.

June 15 - Designated **LHP HÉCTOR SANTIAGO** for assignment...Optioned **RHP TIMPETERSON** to Syracuse (AAA)...Returned **RHP TYLER BASHLOR** to Syracuse (AAA) as the 26th man...Recalled **RHP CHRIS FLEXEN** from Syracuse (AAA)...Acquired **RHP BROOKS POUNDERS** from Cleveland for cash considerations.

June 16 - Activated **INF ROBINSON CANÓ** from the 10-Day Injured List... Placed **RHP NOAH SYNDERGAARD** on the 10-Day Injured List, with a strained right hamstring.

June 18 - Placed **RHP JEURYS FAMILIA** on the 10-Day Injured List...Optioned **RHP DREW GAGNON** to Syracuse (AAA)...Recalled **LHP DANIEL ZAMORA** from Syracuse (AAA)...Purchased the contract of **RHP STEPHEN NOGOSEK** from Syracuse (AAA)...**LHP HÉCTOR SANTIAGO** cleared waivers and elected free agency.

June 20 - Optioned **LHP DANIEL ZAMORA** to Syracuse (AAA)...Recalled **RHP WALKER LOCKETT** from Syracuse (AAA)...Relieved pitching coach Dave Eiland and bullpen coach Chuck Hernandez on their duties...Named Phil Regan, interim pitching coach, Ricky Bones, interim bullpen coach and Jeremy Accardo, to the newly-created role of pitching strategist.

June 26 - Purchased the contract of **RHP CHRIS MAZZA** from Syracuse (AAA)...Optioned **RHP WALKER LOCKETT** to Syracuse (AAA)...Designated **LHP RYAN O'ROURKE** for assignment.

June 30 - Designated **OF CARLOS GÓMEZ** for assignment...Activated **RHP NOAH SYNDERGAARD** from the 10-Day Injured List.

July 2 - Activated **RHP JEURYS FAMILIA**, **LHP LUIS AVILÁN** and **LHP JUSTIN WILSON** from the 10-Day Injured List...Optioned **RHP CHRIS FLEXEN**, **RHP STEPHEN NOGOSEK**, **RHP CHRIS MAZZA** and **RHP BROOKS POUNDERS** to Syracuse (AAA)...Recalled **INF LUIS GUILLORME** from Syracuse (AAA).

July 12 - Recalled **RHP CHRIS MAZZA** from Syracuse (AAA)...Designated **RHP WILMER FONT** for assignment.

July 15 - Placed **RHP ZACK WHEELER** on the 10-Day Injured List, retroactive to July 12, with right shoulder fatigue.

July 16 - Recalled **RHP JACOB RHAME** from Syracuse (AAA).

July 17 - Traded **RHP WILMER FONT** to Toronto for cash considerations.

July 19 - Recalled **RHP TYLER BASHLOR** and **RHP STEPHEN NOGOSEK** from Syracuse (AAA)... Optioned **RHP CHRIS MAZZA** and **INF LUIS GUILLORME** to Syracuse (AAA).

July 20 - Recalled **RHP WALKER LOCKETT** from Syracuse (AAA)...Optioned **RHP JACOB RHAME** to Syracuse (AAA).

July 26 - Activated **RHP ZACK WHEELER** from the 10-Day Injured List...Optioned **RHP WALKER LOCKETT** to Syracuse (AAA).

July 27 - Placed **1B/OF DOMINIC SMITH** on the 10-Day Injured List...Selected the contract of **OF AARON ALTHERR** from Syracuse (AAA).

July 28 - Acquired **RHP MARCUS STROMAN** and cash considerations from Toronto in exchange for minor league **LHP ANTHONY KAY** and minor league **RHP SIMEON WOODS-RICHARDSON**.

July 29 - Traded **LHP JASON VARGAS** and cash considerations to Philadelphia for minor league **C AUSTIN BOSSART**.

August 2 - Recalled **RHP CHRIS MAZZA** from Syracuse (AAA)...Optioned **RHP STEPHEN NOGOSEK** to Syracuse (AAA).

August 3 - Recalled **RHP JACOB RHAME** from Syracuse (AAA)...Optioned **RHP TYLER BASHLOR** to Syracuse (AAA)...Claimed **LHP DONNY HART** from Milwaukee off waivers.

August 4 - Recalled **LHP DONNY HART** from Syracuse (AAA)...Placed **RHP JACOB RHAME** to the 10-Day Injured List, with right elbow discomfort.

August 5 - Placed **INF ROBINSON CANÓ** on the 10-Day Injured List, with a torn left hamstring...Recalled **INF LUIS GUILLORME** from Syracuse (AAA)... Named **RHP WALKER LOCKETT** the 26th man for the doubleheader.

August 7 - Signed **RHP BRAD BRACH**...Optioned **LHP DONNY HART** to Syracuse (AAA).

August 9 - Signed **INF JOE PANIK**...Designated **INF ADEINY HECHAVARRÍA** for assignment.

August 13 - Recalled **RHP DREW GAGNON** from Syracuse (AAA)...Optioned **RHP CHRIS MAZZA** to Syracuse (AAA).

August 14 - Selected the contract of **INF RUBÉN TEJADA** from Syracuse (AAA)...Placed **INF JEFF MCNEIL** on the 10-Day IL, with a left hamstring strain...Transferred **RHP JACOB RHAME** to the 60-Day Injured List.

August 16 - Selected the contract of **RHP PAUL SEWALD** from Syracuse (AAA)...Optioned **RHP DREW GAGNON** to Syracuse (AAA)...Designated **RHP TIM PETERSON** for assignment.

August 17 - Placed **RHP ROBERT GSELLMAN** on the 10-Day IL, with right tricep tightness...Recalled **RHP WALKER LOCKETT** from Syracuse (AAA).

August 20 - Selected the contract of **OF RAJAI DAVIS** from Syracuse (AAA)...Optioned **RHP WALKER LOCKETT** to Syracuse (AAA)...Designated **RHP BROOKS POUNDERS** for assignment.

August 22 - Recalled **RHP CHRIS FLEXEN** from Syracuse (AAA)...Designated **INF RUBÉN TEJADA** for assignment.

August 24 - Activated **INF/OF JEFF McNEIL** from the 10-Day Injured List...Purchased the contract of **C RENÉ RIVERA** from Syracuse (AAA)...Designated **OF AARON ALTHERR** for assignment...Placed **C TOMÁS NIDO** on the 7-Day Injured List with a concussion.

August 25 - Recalled **RHP CHRIS MAZZA** from Syracuse (AAA)...Optioned **RHP CHRIS FLEXEN** to Syracuse (AAA).

August 31 - Recalled **RHP WALKER LOCKETT** from Syracuse (AAA)...Optioned **RHP CHRIS MAZZA** to Syracuse (AAA).

September 1 - Recalled **RHP TYLER BASHLOR** and **LHP DANIEL ZAMORA** from Syracuse (AAA)... Reinstated **OF BRANDON NIMMO** from the 60-Day Injured List...Selected the contract of **INF/OF SAM HAGGERTY** from Syracuse (AAA)...Designated **LHP DONNIE HART** for assignment...Reinstated **C TOMÁS NIDO** from the 7-Day Injured List.

September 3 - Reinstated **INF ROBINSON CANÓ** from the 10-Day Injured List.

September 7 - Reinstated **INF JED LOWRIE** from the 60-Day Injured List...Recalled **RHP DREW GAGNON** from Syracuse (AAA)...Transferred **INF/OF DOMINIC SMITH** to 60-Day Injured List.

September 10 - Recalled **RHP CHRIS MAZZA** from Syracuse (AAA).

September 14 - Selected **LHP DONNIE HART** from Syracuse (AAA)...Designed **RHP ERIC HANDHOLD** for assignment.

September 16 - Announced that Baltimore claimed **RHP ERIC HANHOLD** off waivers.

September 26 - Activated **INF/OF DOMINIC SMITH** from the 60-Day Injured List...Placed **INF/OF JEFF McNEIL** on the 60-Day IL, with a right distal ulnar fracture.

September 30 - Recalled **RHP FRANKLYN KILOMÉ**, **RHP CHRIS FLEXEN**, **RHP STEPHEN NOGOSEK** and **RHP COREY OSWALT**...Activated **RHP ROBERT GSELLMAN** from the 10-Day Injured List.

October 31 - **C RENÉ RIVERA, OF RAJAI DAVIS, LHP LUIS ÁVILAN, INF JOE PANIK, INF TODD FRAZIER, RHP ZACK WHEELER and RHP BRAD BRACH** elected free agency.

November 1 - Named **CARLOS BELTRÁN** the 22nd manager in franchise history...Outrighted **LHP DONNIE HART** to Syracuse (AAA).

November 4 - Claimed **LHP STEPHEN GONSALVES** off waivers from Minnesota...Activated **RHP JACOB RHAME, RHP DREW SMITH, INF/OF JEFF McNEIL, OF YOENIS CÉSPEDES** from the 60-Day Injured List.

November 20 - Designated **RHP DREW GAGNON** for assignment.

November 20 - Selected the contracts of **RHP JORDAN HUMPHREYS, LHP THOMAS SZAPUCKI, C ALI SÁNCHEZ** and **INF ANDRÉS GIMÉNEZ**.

November 22 - Released **RHP DREW GAGNON**.

December 3 - Signed **LHP CHASEN SHREVE** to a minor league contract and invited him to spring training.

December 5 - Acquired **OF JAKE MARISNICK** from Houston in exchange for **LHP BLAKE TAYLOR** and **OF KENEDY CORONA**...Signed **OF JARRETT PARKER** and **INF MAX MOROFF** to minor league contracts and invited them to spring training.

December 6 - Designated **RHP CHRIS FLEXEN** for assignment...Signed **RHP BRAD BRACH**.

December 11 - Released **RHP CHRIS FLEXEN**.

December 13 - Designated **RHP CHRIS MAZZA** for assignment...Signed **RHP MICHAEL WACHA**.

December 16 - Designated **RHP STEPHEN NOGOSEK** for assignment...Signed **RHP RICK PORCELLO**.

December 20 - Outrighted **RHP STEPHEN NOGOSEK** to Syracuse (AAA)...Announced **RHP CHRIS MAZZA** was claimed off waivers by Boston.

December 24 - Designated **INF SAM HAGGERTY** for assignment...Signed **RHP DELLIN BETANCES**.

January 8 - Released **INF SAM HAGGERTY**.

January 9 - Invited **C PATRICK MAZEIKA, C AUSTIN BOSSART, OF TIM TEBOW, LHP DAVID PETERSON, LHP KEVIN SMITH, RHP MATT BLACKHAM, and RHP RYLEY GILLIAM** to spring training...Signed **RHP FRANCISCO RÍOS, C DAVID RODRÍGUEZ, OF RYAN CORDELL, OF JOHNESHWY FARGAS, INF JAKE HAGER, RHP PEDRO PAYANO** and **RHP ADONIS UCETA** to minor league contracts and invited them to spring training.

January 10 - Announced **INF SAM HAGGERTY** was claimed off waivers by Seattle.

January 16 - Announced the club and **CARLOS BELTRÁN** mutually parted ways.

January 23 - Named **LUIS ROJAS** the 23rd manager in franchise history.

January 28 - Signed **C RENÉ RIVERA, RHP ERASMO RAMÍREZ** and **INF EDUARDO NÚÑEZ** to minor league contracts and invited them to spring training.

January 31 - Signed **INF MATT ADAMS** to a minor league contract with an invite to spring training

2019 FINAL STATS

PLAYER	AVG	G	AB	R	H	TB	2B	3B	HR	RBI	SH	SF	HP	BB	IBB	SO	SB	CS	DP	E	SLG	OBP	PINCH HIT			
																							AB	H	HR	
Alonso,P	.260	161	597	103	155	348	30	2	53	120	0	3	21	72	6	183	1	0	13	12	.583	.358	5	1	1	3
Cano,R	.256	107	390	46	100	167	28	0	13	39	0	3	5	25	3	69	0	0	16	5	4.28	.307	6	1	0	0
*Cespedes,Y.000	0	0	0	0	0	0	0	0	0	0	0	0	0	0	0	0	0	0	0	0	0.000	.000	0	0	0	0
Conforto,M.	.257	151	549	90	141	271	29	1	33	92	0	5	10	84	5	149	7	2	11	3	4.94	.363	3	0	0	0
Davis,J	.307	140	410	65	126	216	22	1	22	57	0	2	3	38	2	97	3	0	14	7	5.27	.369	33	8	1	6
Davis,R	.200	29	25	4	5	10	2	0	1	8	0	0	0	1	0	5	0	1	0	0	4.00	.231	16	3	1	7
Degrom,J	.200	33	65	4	13	21	2	0	2	6	1	0	0	4	0	19	0	0	0	1	3.23	.246	0	0	0	0
Flexen,C	.500	9	2	0	1	1	0	0	0	0	0	0	0	0	0	0	0	0	0	0	0.000	.500	0	0	0	0
Frazier,T	.251	133	447	63	112	198	19	2	21	67	0	0	12	40	1	106	1	2	9	12	4.43	.329	11	3	0	0
Gagnon,D	.333	18	3	0	1	1	0	0	0	0	1	0	0	0	0	0	0	0	1	0	.333	.333	0	0	0	0
Gsellman,R.000	52	0	0	0	0	0	0	0	0	0	0	0	0	0	0	0	0	0	0	0	0.000	.000	0	0	0	0
Guillorme,L.246	45	61	8	15	22	4	0	1	3	2	0	0	7	0	14	0	0	2	1	3.61	.324	19	5	1	3	
+Haggerty,S.000	11	4	2	0	0	0	0	0	0	0	0	0	0	0	3	0	0	0	0	0	0.000	.000	3	0	0	0
#Hart,D	.000	5	2	0	0	0	0	0	0	0	0	0	0	0	1	0	0	0	0	0	0.000	.000	0	0	0	0
NY	.000	1	1	0	0	0	0	0	0	0	0	0	0	0	1	0	0	0	0	0	0.000	.000	0	0	0	0
Lagares,J	.213	133	258	38	55	84	12	1	5	27	2	1	2	22	4	75	4	1	8	3	3.26	.279	11	1	0	0
Lockett,W	.167	9	6	0	1	1	0	0	0	0	0	0	1	0	4	0	0	0	0	0	.167	.286	0	0	0	0
Lowrie,J	.000	9	7	0	0	0	0	0	0	0	0	0	1	0	4	0	0	0	0	0	0.000	.125	7	0	0	0
RIGHT	.000	0	1	0	0	0	0	0	0	0	0	0	0	0	1	0	0	0	0	0	0.000	.000	0	0	0	0
LEFT	.000	0	6	0	0	0	0	0	0	0	0	0	1	0	3	0	0	0	0	0	0.000	.143	6	0	0	0
Lugo,S	1.000	61	1	0	1	1	0	0	0	1	0	0	0	0	0	0	0	0	0	0	0.000	.000	0	0	0	0
Matz,S	.228	36	57	4	13	16	0	0	1	4	0	0	0	0	17	0	0	0	0	0	.281	.228	3	0	0	0
Mazza,C	.000	9	3	0	0	0	0	0	0	0	0	0	0	0	1	0	0	0	0	0	0.000	.000	0	0	0	0
*McNeil,J	.318	133	510	83	162	271	38	1	23	75	0	1	21	35	2	75	5	6	5	7	5.31	.384	6	3	1	2
Nido,T	.191	50	136	9	26	43	5	0	4	14	1	0	0	7	2	37	0	0	4	3	3.16	.231	4	1	0	2
Nimmo,B	.221	69	199	34	44	81	11	1	8	29	1	3	5	46	2	71	3	0	1	1	4.07	.375	4	0	0	0
Oswalt,C	.000	2	1	0	0	0	0	0	0	1	1	0	0	0	1	0	0	0	0	0	0.000	.000	0	0	0	0
#Panik,J	.244	142	438	50	107	147	21	2	5	39	2	4	4	43	2	47	4	2	6	5	3.36	.315	25	6	0	2
NY	.277	39	94	17	26	38	4	1	2	12	1	0	1	7	0	9	0	0	1	2	4.04	.333	13	3	0	1
Ramos,W	.288	141	473	52	136	197	19	0	14	73	0	3	4	44	5	69	1	0	16	7	4.16	.351	20	8	0	4
Rivera,R	.235	9	17	2	4	7	0	0	1	3	0	0	0	3	0	4	0	0	0	0	4.02	.350	1	0	0	0
Rosario,A	.287	157	616	75	177	266	30	7	15	72	2	3	3	31	2	124	19	10	13	17	4.32	.323	4	0	0	0
Sewald,P	.000	17	1	0	0	0	0	0	0	0	0	0	0	0	0	0	0	0	0	0	0.000	.000	0	0	0	0
Smith,D	.282	89	177	35	50	93	10	0	11	25	0	0	1	19	0	44	1	2	5	3	5.25	.355	28	8	2	6
Stroman,M	.048	11	21	2	1	1	0	0	0	2	0	0	0	0	11	0	0	1	1	0.48	.048	0	0	0	0	
AL	.000	21	2	0	0	0	0	0	0	0	0	0	0	0	2	0	0	0	0	0	3.000	.000	0	0	0	0
Syndergaard	.092	32	65	6	13	1	0	2	2	1	0	0	3	0	47	0	0	1	4	2.00	.132	0	0	0	0	
Wheeler,Z	.211	31	57	5	12	17	2	0	1	6	3	0	2	2	0	19	0	0	0	0	2.98	.262	0	0	0	0
NEW YORK	.257	1625624	79114452485280	17242	767	28	27	95	516	341384	56	27	129	99	442.328	226	48	9	38							
OPPONENTS	.2511625601	73714052342287	19204	709	35	35	60	500	401520	139	22	116	89	.418	.317	236	67	9	42							

PITCHER	R/L	W-L	ERA	G	GS	CG	GF	SHO	SV	IP	H	R	ER	HR	HB	BB	IBB	SO	WP	BK	AVG	OPP	
																						ERA	WHIP
Avilan,L	L	4-0	5.06	45	0	0	8	0	0	32.0	33	18	18	5	3	14	0	30	2	0	.266		
Bashlor,T	R	0-3	6.95	24	0	0	7	0	0	22.0	21	17	17	6	0	17	2	20	0	0	.250		
Brach,B	R	5-4	5.47	58	0	0	6	0	0	54.1	57	33	33	4	1	31	2	60	3	0	.278		
NY	R	1-1	3.68	16	0	0	0	0	0	14.2	15	6	6	1	0	3	1	15	0	0	.263		
Degrom,J	R	11-8	2.43	32	32	0	0	0	0	204.0	154	59	55	19	7	44	1	255	2	0	.207		
Diaz,E	R	2-7	5.59	66	0	0	48	0	26	58.0	58	36	36	15	4	22	3	99	3	0	.258		
Familia,J	R	4-2	5.70	66	0	0	14	0	0	60.0	62	39	38	7	3	42	4	63	3	0	.274		
Flexen,C	R	0-3	6.59	9	1	0	4	0	0	13.2	15	12	10	1	0	13	2	10	1	0	.268		
+Gagnon,D	R	3-1	8.37	18	0	0	8	0	0	23.2	34	26	22	11	2	7	0	17	2	0	.315		
Gsellman,R	R	2-3	4.66	52	0	0	9	0	1	63.2	64	36	33	7	6	23	2	60	4	0	.261		
Hart,D	L	0-0	0.00	5	0	0	2	0	0	7.2	4	0	0	0	0	4	1	3	0	0	.160		
NY	L	0-0	0.00	1	0	0	0	0	0	1.0	0	0	0	0	0	0	0	0	0	0	.000		
+Kilome,F	R	0-0	---	0	0	0	0	0	0	0.0	0	0	0	0	0	0	0	0	0	0	.000		
+Lockett,W	R	1-1	8.34	9	4	0	1	0	0	22.2	33	21	21	6	1	6	0	16	1	0	.347		
Lugo,S	R	7-4	2.70	61	0	0	14	0	6	80.6	56	28	24	8	5	16	4	104	2	0	.192		
Matz,S	L	11-0	4.21	32	30	1	0	1	0	160.1	163	83	75	27	7	52	7	153	3	0	.260		
+Mazza,C	R	1-1	5.51	9	0	0	6	0	0	16.1	21	10	10	0	4	5	0	11	0	0	.328		
+Nogosek,S	R	0-10	8.0	7	0	0	6	0	0	6.2	12	8	8	2	0	2	0	6	0	0	.387		
Oswalt,C	R	0-1	12.15	2	0	0	0	0	0	6.2	9	9	9	1	0	6	1	5	0	0	.321		
*Rhame,J	R	0-1	4.26	5	0	0	3	0	0	6.1	3	4	3	1	0	9	0	5	0	0	.150		
Sewald,P	R	1-1	4.58	17	0	0	6	0	1	19.2	18	10	10	3	1	3	0	22	0	0	.243		
*Smith,D	R	0-0	---	0	0	0	0	0	0	0.0	0	0	0	0	0	0	0	0	0	0	.000		
Stroman,M	R	4-2	3.77	11	11	0	0	0	0	59.2	65	27	25	8	1	23	1	60	3	0	.277		
AL	R	6-11	2.96	21	21	0	0	0	0	124.2	118	50	41	10	0	35	0	99	4	0	.248		
Syndergaard	R	10-8	4.28	32	32	1	0	1	0	197.2	194	101	94	24	6	50	2	202	4	0	.256		
Wheeler,Z	R	11-8	3.96	31	31	0	0	0	0	195.1	196	93	86	22	2	50	4	195	5	0	.258		
Wilson,J	L	4-2																					

2019 MISCELLANEOUS STATS

VS. NATIONAL LEAGUE

	Home		Road		Totals	
	W	L	W	L	W	L
vs. Atlanta	4	5	4	6	8	11
vs. Miami	8	2	5	4	13	6
vs. Philadelphia	4	5	3	7	7	12
vs. Washington	7	3	5	4	12	7
Totals vs. East	23	15	17	21	40	36

	Home		Road		Totals	
	W	L	W	L	W	L
vs. Chicago	0	3	2	2	2	5
vs. Cincinnati	2	2	2	1	4	3
vs. Milwaukee	1	2	0	3	1	5
vs. Pittsburgh	3	0	2	1	5	1
vs. St. Louis	1	3	1	2	2	5
Totals vs. Central	7	10	7	9	14	19

	Home		Road		Totals	
	W	L	W	L	W	L
vs. Arizona	4	0	1	2	5	2
vs. Colorado	2	1	2	1	4	2
vs. Los Angeles	1	2	1	3	2	5
vs. San Diego	2	1	1	2	3	3
vs. San Francisco	2	1	1	3	3	4
Totals vs. West	11	5	6	11	17	16

	Home		Road		Totals	
	W	L	W	L	W	L
TOTALS VS. NL	41	30	30	41	71	71

VS. AMERICAN LEAGUE

	Home		Road		Totals	
	W	L	W	L	W	L
vs. Cleveland	3	0	0	0	3	0
vs. Chicago	0	0	3	0	3	0
vs. Detroit	2	1	0	0	2	1
vs. Kansas City	0	0	2	1	2	1
vs. Minnesota	1	1	2	0	3	1
vs. New York	1	1	1	1	2	2

	Home		Road		Totals	
	W	L	W	L	W	L
TOTALS VS. A.L.	7	3	8	2	15	5

	Home		Road		Totals	
	W	L	W	L	W	L
OVERALL TOTALS	48	33	38	43	86	76

SITUATIONAL RECORDS

	Home		Road		Totals	
	W	L	W	L	W	L
Shutouts	10	4	2	5	12	9
SHO - Individual	3	0	0	1	3	1
Extra Innings	5	3	2	6	7	9
One-Run Decisions	17	9	7	14	24	23
Two-Run Decisions	7	2	6	9	13	11
vs. LH Starters	12	8	6	15	18	23
vs. RH Starters	36	25	32	28	68	53
Grass Fields	48	33	37	41	85	74
Artificial Fields	0	0	1	2	1	2
Day Games	13	8	15	15	28	23
Night Games	35	25	23	28	58	53

	W	L	Split
	Starters	54	
Relievers	32	32	
Streaks	8	7	
	W	L	Split
Doubleheaders (Home)	1	0	0
Doubleheaders (Road)	0	0	1

MISCELLANEOUS

	Mets	Opp.
Double Plays	129	151
Triple Plays	0	0
Left on Base	1,128	1,112
Grand Slams	6	1
Home Runs - Home	126	97
Home Runs - Road	116	107

ATTENDANCE

Home	2,442,532 (80 dates)	30,532 avg.
Road	2,383,685 (81 dates)	29,428 avg.

2019 METS HIGHS AND LOWS

INDIVIDUAL BATTING HIGHS

Longest Hitting Streak 26; last, Ramos, 8.3 - 9.3
 Most Runs, Game 4; 3x, last, Rosario, 8.15 at ATL
 Most Hits, Game 5; 2x, last Rosario and Alonso, 8.15 at ATL
 Most RBI, Game 6; 4x, last Lagares, 9.12 vs. ARI
 Most Doubles, Game 2; 17x, last, Conforto, 9.25 vs. MIA
 Most Triples, Game 1; 17x, last, Nimmo, 9.15 vs. LAD
 Most Home Runs, Game 3; Canó, 7.23 vs. SD (tied club record)
 Home Runs, Consecutive Games 4; Alonso, 8.5 (G2)-8.9
 Grand Slams 1; 6x, last Rosario, 9.23 vs. MIA (off Smith)
 Pinch-Hit HR 1, 9x, last, Guillorme, 8.10 vs. WAS (off Rodney)
 Leadoff HR 1; 5x, last, Nimmo, 9.16 at COL (off Senzateña)
 Walk-off HR 1, 2x, last, Smith, 9.29 vs. ATL (off Dayton)
 Inside-the-Park Home Runs
 Most Walks, Game 3; 6x, last, Lagares, 8.5 vs. MIA (G1)
 Most Strikeouts, Game 4, 7x, last, Alonso, 9.26 vs. MIA
 Most Total Bases, Game 13; Canó, 7.23 vs. SD
 Most Extra-Base Hits, Game 3; 4x, last McNeil, 9.11 vs. ARI
 Most Stolen Bases, Game 2; Broxton, 3.31 at WAS

TEAM BATTING HIGHS

Most Runs, Game 14; 7.17 at MIN
 Fewest Runs, Game 0; 9x, last 9.7 vs. PHI
 Most Runs, Inning 8; 1st inning, 5.10 vs. MIA
 Most Hits, Game 23; 8.15 at ATL
 Fewest Hits, Game 1; 5.18 at MIA
 Most Hits, Inning 8; 2x, last 7th inning, 8.18 at KC
 Most Total Bases, Game 34; 7.17 at MIN
 Most Doubles, Game 6; 4x, last 9.25 vs. MIA
 Most Triples, Game 1; 17x, last, 9.15 vs. LAD
 Most Home Runs, Game 6; 9.12 vs. ARI
 Grand Slams, Game 1; 6x, last 9.23 vs. MIA
 Home Runs, Consecutive Games 14, 6.20 - 7.5
 Most HR, Inning 3; 3x, 6th, Rosario, Nimmo and Alonso, 9.17 at COL
 Back-to-Back Home Runs 1; 12x, last Lagares & Nido (5th
 inning), 9.12 vs. ARI
 Most Extra-Base Hits, Game 10; 7.17 at MIN
 Most Walks, Nine-Inning Game 10; 4.10 vs. MIN
 Most Walks, Extra Innings 6; 4.15 at PHI
 Most Strikeouts, Nine-Inning Game 16; 4.1 at MIA
 Most Strikeouts, Extra Innings 17; 5.4 at MIL
 Most Stolen Bases, Game 3; 2x, last 6.18 at ATL
 LOB, Nine Innings 14; 2x, last 9.8 vs. PHI
 LOB, Extra Innings 11; 7.30 at CWS
 Most Double Plays Hit Into, Game 4; 9.9 vs. ARI

FIELDING

Most Errors, Team, Game 4; 4.16 at PHI
 Most Errors, Individual, Game 2; 6x, last, Smith, 7.24 vs. SD
 Most Double Plays Turned, 9 inn. Game : 3; 2x, last, 8.6 vs. MIA
 Consecutive Errorless Games, Team 6; 5.26 - 5.31

INDIVIDUAL PITCHING HIGHS

Most Runs Allowed, Game 10; Syndergaard, 8.28 vs. CHC
 Most Hits Allowed, Game 12; Wheeler, 8.13 at ATL
 Most Home Runs Allowed, Game 4; Gagnon, 8.15 at ATL
 Most HR Allowed, Inning 3; Gagnon, 9th inning, 8.15 at ATL
 Most Strikeouts, Game, Starter 14; deGrom, 4.3 at MIA
 Most Strikeouts, Game, Reliever 5; 2x, last Font, 6.20 at CHC
 Most Walks, Game 7; Wheeler, 4.7 vs. WAS
 Longest Winning Streak 4; 3x, last , Avilán, 4.15-present
 Longest Losing Streak 5, last, Díaz, 5.29-9.3
 Most Innings Pitched, Game 9.0 IP; 3x, last, Matz, 7.27 vs. PIT
 Most Innings Pitched, Reliever 5.1 IP; Gagnon, 4.16 at PHI
 Most Con. Scoreless Inn., Starter : 27.0 IP; deGrom, 9.21.18 - 4.9
 Most Con. Scoreless Inn., Reliever 15.2 IP; Lugo, 7.2-8.5

TEAM PITCHING HIGHS

Most Runs Allowed 14; 2x, last 4.16 at PHI
 Most Runs Allowed, Inning 10; 1st inning, 4.16 at PHI
 Most Hits Allowed, Game 19; last, 6.24 at PHI
 Most Hits Allowed, Inning 7; 2x, last 9th inning, 9.3 at WAS
 Fewest Runs Allowed, Game 0; 12x, last, 9.28 vs. ATL
 Fewest Hits Allowed, Game 2; 2x, last, 8.22 vs. CLE
 Most Consecutive Scoreless Innings 16.0 innings; 9.10-9.12
 Most Home Runs Allowed, Game 6; 2x, last 8.15 at ATL
 Back-to-Back HRs, Allowed
 1, 11x, last Hechavarría & Duvall off Lockett, 9.29 vs. ATL
 Back-To-Back-To-Back Home Runs, Allowed None
 Grand Slams, Allowed 1 (Matz, 9.23 vs. MIA - Alfaro)
 Most Strikeouts, Nine Innings 15; 6x, last, 9.9 vs. ARI
 Most Strikeouts, Extra Innings 26; 8.23 vs. ATL (tied ML record)
 Most Walks Allowed, Nine Innings 12; 4.7 vs. WAS
 Most Walks Allowed, Extra Innings 8; 4.15 at PHI
 Fewest Walks Allowed, Game 0; 9x, last 9.26 vs. MIA
 Most Pitchers Used, Nine Innings 8; 9.8 vs. PHI
 Most Pitchers Used, Extra Innings 8; 3x, last 8.23 vs. ATL

TEAM MISCELLANEOUS

Longest Game, Time, 9 Inn. Game
 4:29; 9.8 vs. PHI (franchise record)
 Longest Game, Time, Extra-Inn. 5:22 (18 innings); 5.4 at MIL
 Shortest Game, Time, Nine-Inning Game 1:59; 5.19 at MIA
 Longest Game, Innings 18 innings; 5.4 at MIL
 Largest Paid Attendance, Home 44,424; 4.4 vs. WAS
 Largest Paid Attendance, Road 47,848; 5.30 at LAD
 Smallest Paid Attendance, Home 20,766; 4.29 vs. CIN
 Smallest Paid Attendance, Road 5,934; 4.2 at MIA
 Home Sellouts 4, last, 8.10 vs. WAS
 Longest Winning Streak 8; 8.3 - 8.10
 Longest Losing Streak 7; 6.23-6.29
 Largest Deficit Overcome
 4 runs; trailed 4-0 after 6th, won 5-4 in 11, 9.24 vs. MIA
 Largest Lead Lost
 6 runs, led 10-4 after top 9, lost, 11-10, 9.3 at WAS

RECORD BREAKDOWN

Leading After 6 58-11	Score 4 or More Runs 77-31	vs. NL Central 14-19
Tied After 6 15-13	Score 3 Runs or Fewer 9-45	vs. NL West 17-16
Trailing After 6 13-52	Hit a Home Run 71-48	Interleague 15-5
Leading After 7 66-9	Hit 2+ Home Runs 51-23	Series at Home 13-9-4
Tied After 7 12-12	Do Not Allow a Home Run 30-13	Series on Road 11-12-3
Trailing After 7 8-55	Hit More Home Runs 54-15	vOverall Series 24-21-7
Leading After 8 75-3	Opponent Hits More HR 16-43	First Game of Series 24-28
Tied After 8 7-12	Starter Goes 6.0 + 59-38	Rubber Game of Series 10-10
Trailing After 8 3-61	Starter Goes 7.0 + 35-17	Last Game of Series 26-26
Out-Hit Opponent 56-16	Starter Goes 8.0 + 6-1	Series Sweeps 10-5
Get Out-Hit 18-54	Home 48-33	Errorless 57-34
Equal in Hits 12-6	Road 38-43	Walk-off 8-10
Quality Start 53-30	Day Games 28-23	Last At-Bat 22-20
Non Quality Start 33-46	Night Games 58-53	Extra Innings 7-9
Shutouts 12-9	Scoring First 60-30	vs. LHP Starters 18-23
One-Run Games 24-23	Opponent Scores First 26-46	vs. RHP Starters 68-53
Two-Run Games 13-11	vs. NL East 40-36	

2019 MAJOR LEAGUE STANDINGS

AMERICAN LEAGUE

AL East	Won	Lost	Pct.	GB	Last 10			Home	Road	vs.	vs.	vs.	vs.
					East	Cent.	West			NL			
*New York	103	59	.636	-	4-6	Lost 2	57-24	46-35	54-22	18-15	19-14	12-8	
yTampa Bay	96	66	.593	7	7-3	Lost 2	48-33	48-33	44-32	20-13	18-15	14-6	
Boston	84	78	.519	19	4-6	Won 1	38-43	46-35	35-41	21-11	18-16	10-10	
Toronto	67	95	.414	36	6-4	Won 2	35-46	32-49	33-43	17-18	14-17	3-17	
Baltimore	54	108	.333	49	5-5	Lost 1	25-56	29-52	24-52	12-20	11-23	7-13	

AL Central	Won	Lost	Pct.	GB	Last 10			Home	Road	vs.	vs.	vs.	vs.
					East	Cent.	West			NL			
*Minnesota	101	61	.623	-	8-2	Lost 1	46-35	55-26	20-12	50-26	23-11	8-12	
Cleveland	93	69	.574	8	4-6	Lost 5	49-32	44-37	18-16	48-28	19-13	8-12	
Chicago	72	89	.447	28.5	7-3	Won 1	39-41	33-48	15-18	38-37	13-20	6-14	
Kansas City	59	103	.364	42	3-7	Won 1	31-50	28-53	10-23	31-45	9-24	9-11	
Detroit	47	114	.292	53.5	2-8	Lost 1	22-59	25-55	14-19	22-53	6-27	5-15	

AL West	Won	Lost	Pct.	GB	Last 10			Home	Road	vs.	vs.	vs.	vs.
					East	Cent.	West			NL			
*Houston	107	55	.660	-	8-2	Won 3	60-21	47-34	19-13	21-13	56-20	11-9	
yOakland	97	65	.599	10	6-4	Lost 1	52-29	45-36	17-16	25-8	44-32	11-9	
Texas	78	84	.481	29	4-6	Won 2	45-36	33-48	18-14	18-16	33-43	9-11	
Los Angeles	72	90	.444	35	3-7	Lost 3	38-43	34-47	17-18	13-18	30-46	12-8	
Seattle	68	94	.420	39	4-6	Won 1	35-46	33-48	14-19	18-15	27-49	9-11	


NATIONAL LEAGUE

NL East	Won	Lost	Pct.	GB	Last 10			Home	Road	vs.	vs.	vs.	vs.
					East	Cent.	West			AL			
*Atlanta	97	65	.599	-	4-6	Lost 3	50-31	47-34	46-30	20-13	18-15	13-7	
yWashington	93	69	.574	4	9-1	Won 8	50-31	43-38	44-32	17-15	18-16	14-6	
New York	86	76	.531	11	7-3	Won 3	48-33	38-43	40-36	14-19	17-16	15-5	
Philadelphia	81	81	.500	16	3-7	Lost 1	45-36	36-45	36-40	20-13	14-19	11-9	
Miami	57	105	.352	40	4-6	Won 1	30-51	27-54	24-52	10-24	14-18	9-11	

NL Central	Won	Lost	Pct.	GB	Last 10			Home	Road	vs.	vs.	vs.	vs.
					East	Cent.	West			AL			
*St. Louis	91	71	.562	-	6-4	Won 1	50-31	41-40	18-15	46-30	18-15	9-11	
yMilwaukee	89	73	.549	2	7-3	Lost 3	49-32	40-41	21-11	45-31	15-19	8-12	
Chicago	84	78	.519	7	2-8	Lost 1	51-30	33-48	17-17	37-39	18-14	12-8	
Cincinnati	75	87	.463	16	4-6	Won 2	41-40	34-47	17-17	33-43	16-16	9-11	
Pittsburgh	69	93	.426	22	4-6	Lost 2	35-46	34-47	11-21	29-47	17-17	12-8	

NL West	Won	Lost	Pct.	GB	Last 10			Home	Road	vs.	vs.	vs.	vs.
					East	Cent.	West			AL			
*Los Angeles	106	56	.654	-	8-2	Won 7	59-22	47-34	23-10	22-11	51-25	10-10	
Arizona	85	77	.525	21	8-2	Won 5	44-37	41-40	17-17	16-16	38-38	14-6	
San Francisco	77	85	.475	29	3-7	Lost 3	35-46	42-39	14-19	14-19	38-38	11-9	
Colorado	71	91	.438	35	5-5	Won 3	43-38	28-53	16-17	15-18	32-44	8-12	
San Diego	70	92	.432	36	1-9	Lost 6	36-45	34-47	14-18	14-20	31-45	11-9	

* Division Winner
y Wild Card Winner



HISTORY

METS HALL OF FAME



JOAN WHITNEY PAYSON

OWNER 1960-1975 • PRESIDENT 1968-1975

INDUCTED 1981

A Whitney family heiress, Payson became the Mets first owner when the franchise was formed in 1960...A trailblazer as the first woman to buy a Major League Baseball team... She also served as the Mets President from 1968 to 1975 and was the team's biggest fan...While a minority owner of the New York Giants, she voted against the team's move to San Francisco in 1957.



CHARLES DILLON "CASEY" STENDEL

MANAGER 1962-1965 • VICE PRESIDENT 1965-1975

INDUCTED 1981

New York Baseball Institution and seven-time World Series winning manager was lured out of retirement to become the Mets first manager...Fans grew to love the Mets as Stengel's charismatic personality and witty observations offset the club's struggles in its infancy...His 37 was the first Mets number to be retired (1965)...Elected to the National Baseball Hall of Fame in 1966.



GILBERT RAYMOND "GIL" HODGES

PLAYER 1962-1963 • MANAGER 1968-1971

INDUCTED 1982

Managed the Miracle Mets to their first World Series Championship in 1969...His leadership transformed the franchise as players adopted his work ethic and were inspired by his dignity and integrity...Became a fan favorite in New York as an eight-time All-Star with the Brooklyn Dodgers...An original Met, he hit the first home run in team history...His 14 was the second Mets number to be retired (1973).



GEORGE M. WEISS

PRESIDENT 1961-1966

INDUCTED 1982

The Mets first president who laid the foundation for the 1969 World Series Championship... He hired Casey Stengel to become the team's first manager...Under his leadership, the Mets signed and developed Tom Seaver, Nolan Ryan and Tug McGraw...Won seven World Series Championships as a General Manager before joining the Mets...Elected to the National Baseball Hall of Fame in 1971.



WILLIAM A. SHEA

INDUCTED 1983

Prominent New York attorney who was the driving force in the effort to bring National League baseball back to the city after the Dodgers and Giants left for California in 1957... Spearheaded New York's baseball task force, whose proposed rival league forced Major League Baseball to grant the city an expansion franchise in 1960...Shea Stadium, home of the Mets (1964-2008), was named in his honor.



JOHN JOSEPH "JOHNNY" MURPHY

CHIEF SCOUT 1961-1963 • VICE PRESIDENT 1964-1967 •
VP & GENERAL MANAGER 1968-1970

INDUCTED 1983

General Manager who reshaped the Mets from lovable losers into World Champions... Recruited Gil Hodges to manage the club and engineered the acquisitions of Tommie Agee and Donn Clendenon, keys to the 1969 World Series title...The team developed pitchers Tom Seaver, Jerry Koosman, and Nolan Ryan during his tenure...A native New Yorker, he pitched on seven World Series Championship teams.



RALPH KINER

BROADCASTER 1962-2014

INDUCTED 1984

An original Met...Emmy award-winning broadcaster for the Mets over five decades... Formed one of baseball's prominent broadcasting teams with Lindsey Nelson and Bob Murphy...Well-known for his post-game interviews with players on "Kiner's Korner"...The Mets Home TV Booth is named in his honor...During his 10-year playing career he hit 369 home runs...Elected to the National Baseball Hall of Fame in 1975.



BOB MURPHY

BROADCASTER 1962-2003

INDUCTED 1984

An original Met and broadcaster from the team's inaugural season until his retirement in 2003...Honored with the National Baseball Hall of Fame's Ford C. Frick Award in 1994... Teamed with Ralph Kiner and Lindsey Nelson on both television and radio before moving to radio exclusively in 1982...Provided his trademark "Happy Recap" after each Mets victory...The Mets home radio booth is named in his honor.



LINDSEY NELSON

BROADCASTER 1962-1978

INDUCTED 1984

An original Met...Formed one of baseball's prominent broadcasting teams for 17 seasons with Ralph Kiner and Bob Murphy...His trademark "Hello everybody, I'm Lindsey Nelson" opened each broadcast...Also worked as an announcer for Notre Dame football, the National Football League and the Cotton Bowl...Known for his colorful jackets...Honored with the National Baseball Hall of Fame's Ford C. Frick Award in 1988.



DERREL MCKINLEY "BUD" HARRELSON

SHORTSTOP 1965-1977 • COACH 1982, 1985-1990 • MANAGER 1990-1991

INDUCTED 1986

Player, coach and manager for over 20 seasons with the Mets...The only person to be in a Mets uniform for the club's two World Series Championships (player in 1969, coach in 1986)...The two-time All-Star and Gold Glove winner played shortstop for 13 seasons... Upon retirement, ranked among the team's leaders in hits (1,029) and runs (490)...Managed the Mets for two seasons, compiling a 145-129 record.



DANIEL JOSEPH "RUSTY" STAUB

"LE GRAND ORANGE"

OUTFIELDER • FIRST BASEMAN 1972-1975, 1981-1985

INDUCTED 1986

The All-Star outfielder helped the Mets return to the World Series in 1973 where he batted .423...Hit three home runs in the 1973 National League Championship Series...In 1975, became the first Mets player with 100 RBI in a season...One of the most successful pinch hitters in baseball history...Well-known for his charitable efforts on behalf of New York City Police and Firefighters' families.



GEORGE THOMAS SEAVER

PITCHER 1967-1977, 1983

INDUCTED 1988

The three-time Cy Young award winner became the face of the franchise and one of the most dominant pitchers in Major League Baseball history...Ranks first in club history in wins (198), ERA (2.57) and strikeouts (2,541)...Elected to the National Baseball Hall of Fame in 1992 with 311 career wins and a record (at the time) 98.84% of the vote...His 41 was the third Mets number retired (1988).



JERRY KOOSMAN

"KOOZ" • PITCHER 1967-1978

INDUCTED 1989

The winningest left-handed pitcher in Mets history...Won two games during the 1969 World Series including a complete game in the decisive Game Five...Won 19 games including seven shutouts as a rookie...Among the club's leaders in wins (140), starts (346), complete games (108) and shutouts (26)...Mets scouts discovered the two-time All-Star while he was pitching for the U.S. Army.



ED KRANEPOOL

FIRST BASEMAN 1962-1979

INDUCTED 1990

The only man to play in each of the Mets first 18 seasons...Finished his career as the team leader in hits (1,418) and doubles (225)...Hit a home run in Game Three of the 1969 World Series and delivered a two-run single in the deciding Game Five of the 1973 National League Championship Series...Native New Yorker was a baseball star at James Monroe High School in the Bronx.



CLEON JOSEPH JONES

OUTFIELDER 1963, 1965-1975

INDUCTED 1991

Best remembered for catching the final out of the 1969 World Series...Batted .340 that season with 12 home runs and 75 RBI and started in the All-Star Game...Established a then club record 23-game hitting streak in 1970...Had a .281 lifetime batting average with the Mets, and ranks among the team's leaders in hits (1,188), runs (563) and games played (1,201).



GERALD WAYNE "JERRY" GROTE

CATCHER 1966-1977

INDUCTED 1992

Two-time All-Star catcher who played 12 seasons with the Mets...Anchored the Mets pitching staffs of the 1969 World Series Champions and the 1973 National League Pennant Winners...One of the top defensive catchers in the game, leading National League catchers in fielding percentage in 1975...Ranks among the club's all-time leaders in games played (1,235), hits (994) and multi-hit games (258).



FRANK EDWIN "TUG" MCGRAW

PITCHER 1965-1967, 1969-1974

INDUCTED 1993

The free-spirited closer whose catchphrase "Ya Gotta Believe" became the rallying cry for the Mets run to the 1973 World Series...The left-hander saved 25 games and was an emotional leader in the clubhouse as the club captured its second National League Pennant...A member of the 1969 World Series Championship team...An All-Star in 1972...Ranks among the Mets All-Time Saves Leaders with 86.



WILLIAM HAYWARD "MOOKIE" WILSON

OUTFIELDER 1980-1989 • COACH 1997-2002

INDUCTED 1996

Renowned for one of the most memorable moments in Mets history in Game Six of the 1986 World Series...Wilson's trickling groundball brought home the winning run, capping a three-run rally in the 10th inning...Upon his retirement, led the Mets in stolen bases (281) and triples (62)...Wilson's postseason heroics and energetic play over 10 seasons made him one of the most popular Mets of all time.



KEITH HERNANDEZ

FIRST BASEMAN 1983-1989

INDUCTED 1997

The Mets captain's leadership, clutch hitting and defense helped turn around the fortunes of the franchise, culminating with the 1986 World Series Championship...Had three RBI in Game Seven of the Series...Ranks among the Mets all-time leaders in RBI (468), batting average (.297) and hits (939)...Slick-fielding defense at first base earned him 11 straight Gold Glove Awards...The 1979 National League Co-MVP.



GARY EDMUND CARTER

"KID" • CATCHER 1985-1989

INDUCTED 2001

His acquisition for the 1985 season provided the final piece for the Mets Championship the following year...The veteran catcher belted two home runs in a crucial victory in Game Four of the World Series and ignited the 10th inning rally in Game Six...Finished his career with 324 home runs...An 11-time All-Star and three-time Gold Glove winner...Inducted into the National Baseball Hall of Fame in 2003.



TOMMIE AGEE
OUTFIELDER 1968-1972
 INDUCTED 2002

The Gold Glove center fielder is best remembered for his two catches in Game Three of the 1969 World Series that saved a combined five runs...He also led off that game with a home run...Hit the longest home run in Shea Stadium history on April 10, 1969, the only ball ever to be hit into the Upper Deck in fair territory.



JOHN FRANCIS "FRANK" CASHEN
GENERAL MANAGER & COO 1980-1991
 INDUCTED 2010

His eye for talent and leadership helped revitalize a franchise that had finished in last place for three consecutive seasons...From 1984-1990, the Mets averaged more than 95 victories each year and won a World Series Championship in 1986 with a record 108 wins...Won 100 games and another Division title two years later...Drafted future All-Star Darryl Strawberry and traded for Keith Hernandez and Gary Carter.



DWIGHT EUGENE "DOC" GOODEN
PITCHER 1984-1994
 INDUCTED 2010

A four-time All-Star, his blazing fastball and double-figure strikeout games electrified the crowds at Shea Stadium for 11 years...Won 1984 National League Rookie of the Year while setting the rookie record for strikeouts (276)...In 1985, Doc became the youngest pitcher ever to win Cy Young honors at age 20 when he captured the "Triple Crown" of pitching: wins (24), strikeouts (268) and ERA (1.53).



DAVID "DAVEY" JOHNSON
MANAGER 1984-1990
 INDUCTED 2010

A bold leader who transformed the Mets into winners after seven straight losing seasons...In 1986, his club won 108 regular season games en route to the World Series Championship...He finished his Mets career with the best managerial record in franchise history (595-417)...From 1984-1990, the Mets averaged more than 95 victories and captured a second division crown in 1988 with 100 wins.



DARRYL STRAWBERRY
"STRAW" • OUTFIELDER 1983-1990
 INDUCTED 2010

Known for his booming home runs that bounced off scoreboards and stadium roofs...His arrival in New York re-energized the franchise...A seven-time All-Star with the Mets and number one overall draft pick...Won National League Rookie of the Year in 1983...The Mets leader in home runs (252), extra-base hits (469), RBI (733) and runs (662)...Won the National League home run crown (39) in 1988.



JOHN FRANCO
PITCHER 1990-2004
 INDUCTED 2012

The Brooklyn native holds the club record for saves (276) and games pitched (695)...His 15-year playing career is the second longest in franchise history...A four-time All-Star, he ranks fourth on Major League Baseball's career saves list (424), the most by a left-hander...Was 2-0 with a 1.88 ERA in Mets postseason games...Named team captain in 2001...Wore his father's NYC Sanitation Department t-shirt under his uniform.



MIKE PIAZZA
CATCHER 1998-2005
 INDUCTED 2013

The greatest home run-hitting catcher of all-time invigorated the franchise when he was acquired on May 22, 1998...A seven-time Mets All-Star...When baseball resumed after the 9/11 attacks, his game-winning home run against the Braves lifted the spirits of our city...Hit 220 home runs and had 655 RBI during his Mets career...Ranks first in team history with a .542 slugging percentage.

Mets
HALL OF FAME
2020 CLASS

JON MATLACK
PITCHER 1971-1977
 INDUCTED 2020

Was the 1972 Rookie of the Year and a three-time All-Star...Ranks in the Top 10 in franchise history in wins, complete games, ERA, strikeouts, shutouts and innings...Won two games and had a 1.40 ERA in four starts during the 1973 postseason...Won double-digit games five straight years...Led the NL in shutouts in 1974 and 1976 and was the co-MVP of the 1975 All-Star Game.

RON DARLING
PITCHER 1983-1991
 INDUCTED 2020

One of the backbones of the Mets pitching rotation in the 1980s...Ranks fourth in team history in wins with 99...Also in the top 10 in club history in complete games, innings, strikeouts and shutouts...A member of the 1986 World Champions, he won Game 4 of the World Series to even the series...Was an All-Star in 1985 and earned a Gold Glove Award in 1989.

EDGARDO ALFONZO
"FONZIE" • INFILDER 1995-2002
 INDUCTED 2020

One of the most clutch performers in Mets history...He ranks first in team postseason history in hits, runs and RBI...Homered in the one-game playoff in 1999 at Cincinnati and then slugged two homers including a grand slam in Game 1 of the NLDS...Ranks in the top 10 in franchise history in hits, runs, doubles, RBI, OBP, total bases and batting average...Won a Silver Slugger Award in 1999.

METS RETIRED NUMBERS

37

Casey Stengel's #37 was officially retired on September 2, 1965 in a small, private ceremony at Shea Stadium. Stengel was named the Mets first manager on September 29, 1961 and despite the team's early on-field struggles, the city proudly embraced their "lovable losers" due to Stengel's witty charm and dynamic personality. Stengel led the Mets to a 40-120 record in 1962 and then had an 11-game improvement, going 51-111 the following year. The Mets were 31-65 when Stengel fractured his hip on July 24, 1965 ending his managerial career. Stengel continued to serve in the Mets front office as a scout, public speaker and Vice President. He was still a member of the Mets front office when he passed away due to cancer on September 29, 1975 at age 85. Stengel was elected to the Baseball Hall of Fame in 1966 and later was inducted into the Mets Hall of Fame in 1981.

14

Gil Hodges' #14 was retired on June 9, 1973 during the Old Timers Day ceremony at Shea. Hodges played for the Mets from 1962-1963 and hit the club's very first home run on April 11, 1962 in the team's first game at St. Louis. He was named the club's third manager on October 11, 1967. Just two years later, after never posting a winning season, Hodges guided the Miracle Mets to the 1969 World Championship after beating the Atlanta Braves in the National League Championship Series and then topping the heavily favored Baltimore Orioles in five games in the World Series. Hodges was named the Manager of the Year by *The Sporting News* and the National League Manager of the Year by the *Associated Press* following the season. Hodges guided the Mets from 1968-1971, compiling 339 victories. He died from a heart attack on April 2, 1972 shocking and saddening the organization and baseball community. He was inducted into the Mets Hall of Fame in 1982.

41

Tom Seaver's #41 was retired in a ceremony that took place in a special tribute at Shea Stadium on June 24, 1988. Seaver won three Cy Young Awards and was a nine-time All-Star with the Mets. The Franchise won 20 or more games four times with the Mets. He earned Rookie of the Year honors in 1967. Seaver was 25-7 in 1969 to help the Mets capture the World Series. He ranks first in team history in wins (198), complete games (171), ERA (2.57), strikeouts (2,541), and shutouts (44) after pitching with New York from 1967-1977 and returning for one final year in 1983. He was elected to the Baseball Hall of Fame in 1992 with the highest percentage (98.84) in Hall of Fame history at the time. Seaver was inducted into the Mets Hall of Fame in 1988.

31

The Mets retired Mike Piazza's #31 on July 30, 2016. Piazza became the second player to have his number retired joining Tom Seaver. Piazza was elected to the Baseball Hall of Fame in 2016. He was inducted into the Mets Hall of Fame in 2013. Piazza hit 220 home runs and had 655 RBI during his Mets career (1998-2005). He was a seven-time All-Star with the Mets and helped guide the club to back-to-back playoff appearances in 1999-2000. Piazza has the highest slugging percentage (.542) in team history and is third in home runs and RBI. His 396 home runs are the most by a catcher in the history of the game. Piazza hit a game-winning home run vs. Atlanta on September 21, 2001 in the first game in NYC after the 9/11 attacks helping to lift the spirits of the city.

36

The Mets will retire Jerry Koosman's #36 on June 13, 2020. Koosman, who is the winningest left-hander in team history (140 wins), will become the third player to have his number retired by the Mets, joining Tom Seaver (#41) and Mike Piazza (#31). Koosman ranks second in team history in starts (346), complete games (108), innings (2,544.2) and shutouts (26), third in wins (140) and strikeouts (1,799) and sixth in ERA (3.09). He won two games during the '69 World Series vs. Baltimore, including the deciding Game 5 and was 4-0 in the playoffs with the Mets. Koosman signed with the Mets in 1964 when he was scouted when he was pitching with the Army. He played for the Mets from 1967-1978.

METS RETIRED NUMBERS



On April 15, 1997 in a historic ceremony at Shea Stadium, acting commissioner Bud Selig announced the retirement of Jackie Robinson's #42 throughout Major League Baseball. "The day Jackie Robinson stepped on a major league field will forever be remembered as baseball's proudest moment," said Selig during the ceremony as he stood side-by-side with Jackie's widow Rachel and President Bill Clinton. "Major League Baseball is retiring #42 in tribute to his great achievements and for the significant contributions he made to society. Number 42 belongs to Jackie Robinson for the ages."



On April 8, 2008, in the final home opener in Shea Stadium's history, the Mets honored William A. Shea, the man for whom their previous ballpark was named after, by placing the name "Shea" alongside the retired numbers. Thirty members of the Shea family spanning three generations took part in the celebration. Shea was an attorney and the driving force to bring National League baseball back to New York City after the departure of the New York Giants and Brooklyn Dodgers in 1957. He spearheaded New York City Mayor Robert Wagner's four-man baseball task force, which helped form the proposed rival Continental League. Major League Baseball granted New York a National League expansion franchise in 1960 and the Continental League agreed to disband. Shea was inducted into the Mets Hall of Fame in 1983. He died at age 84 on October 2, 1991.



Ralph Kiner, one of the most beloved figures in franchise history, passed away on February 6, 2014 at age 91. An original Met, Kiner announced games on television and radio for 52 years. On Opening Day, 2014, the Mets unveiled a commemorative logo on the leftfield wall and wore a patch on their uniforms during the season. He educated and entertained generations of Mets fans, and his post-game show "Kiner's Korner" was an integral part of Mets lore. He joined the Mets broadcast booth after a 10-year Hall-of-Fame career with the Pittsburgh Pirates. He was inducted into the Mets Hall of Fame in 1984. The television booth at Shea Stadium was dedicated in his honor on August 16, 2002 and SNY's booth at Citi Field bears Kiner's name.

METS HALL OF FAME & MUSEUM

The Mets Hall of Fame and Museum at Citi Field is the home for six decades of Mets history. Located adjacent to the Jackie Robinson Rotunda, the museum is a virtual walk down memory lane, featuring a treasure trove of artifacts and images. Its interactive touch-screen exhibits showcase video and audio highlights of the franchise's signature moments.



Citi Field's VIP entrances are named after individuals who made an indelible mark on the club and whose numbers have been retired. First Base VIP honors Gil Hodges, the manager who led the Mets to their first World Championship in 1969. Third Base VIP recognizes Tom Seaver, the Hall of Fame pitcher and Mets leader in wins, earned run average and strikeouts. Left Field VIP is named after Casey Stengel, the first manager in Mets history.

Photographic imagery of famous Mets and historic moments are displayed inside Citi Field along the concourses and outside the ballpark with banners

on Mets plaza, in the parking lots and encasing the ramp in leftfield. More than 27,000 bricks outside the Rotunda on the Citi Field Fanwalk pay tribute to the Mets, their fans and the Amazin' Moments in team history.

The original Home Run Apple from 1981 is one of the most popular attractions at Citi Field and its position on Mets Plaza serves as a meeting spot for many fans.

1964 ALL-STAR GAME

The National League posted its seventh straight All-Star Game victory with a 7-4 win over the American League on July 7, 1964 at Shea Stadium. The All-Star Game ended in dramatic fashion as Philadelphia's Johnny Callison stroked a three-run, walk-off home run in the bottom of the ninth inning off Boston's Dick Radatz to cap a four-run frame for the NL. San Francisco's Willie Mays started the ninth inning rally with a walk and stolen base. He scored on an infield single by teammate Orlando Cepeda's infield single and error by Yankees first baseman Joe Pepitone. The Cardinals' Curt Flood ran for Cepeda and Cincinnati's Johnny Edwards followed with a walk. Two outs later, Callison sent National League fans home happy. Ron Hunt became the first Met to start an All-Star Game with his appearance at second base. Hunt went 1-3 with a single. The AL jumped out on top 1-0 in the first inning on a RBI single by Minnesota's Harmon Killebrew off Los Angeles' Don Drysdale. The



Cubs' Billy Williams and St. Louis' Ken Boyer each belted solo home runs in the bottom of the fourth off Kansas City's John Wyatt to give the National League a 2-1 lead. The NL extended its lead to 3-1 in the fifth when Pittsburgh's Roberto Clemente singled and scored from first on a two-out double by the Cardinals' Dick Groat. The American League tied the contest up 3-3 in the sixth when the Yankees' Mickey Mantle and Killebrew opened the frame with singles. One out later, Baltimore's Brooks Robinson tripled both runs home as Mays just missed what would have been a spectacular diving catch. The AL retook a one run lead in the seventh inning. The Yankees' Elston Howard was hit by a pitch and Kansas City's Rocky Colavito laced a pinch-hit double to put runners at second and third. The Angels' Jim Fregosi lofted a sacrifice fly to center to score Howard. Boyer finished 2-4 for the NL while Killebrew was 3-4 and Robinson went 2-4 for the AL.

AMERICAN LEAGUE 1 0 0 0 0 2 1 0 0 - 4 9 1
NATIONAL LEAGUE 0 0 0 2 1 0 0 0 4 - 7 8 0

A M E R I C A N

N A T I O N A L

	AB	R	H	RBI	BB	SO	PO	A
Fregosi, ss	4	1	1	1	0	1	4	1
Oliva, rf	4	0	0	0	0	1	0	0
Radatz, p	1	0	0	0	0	1	0	0
Mantle, cf	4	1	1	0	0	2	2	0
Hall, cf	0	0	0	0	0	0	0	0
Killebrew, lf	4	1	3	1	0	0	0	0
Hinton, lf	0	0	0	0	0	0	0	0
Allison, 1b	3	0	0	0	1	2	9	0
Pepitone, pr/lb	0	0	0	0	0	0	1	0
Robinson, 3b	4	0	2	2	0	0	1	2
Richardson, 2b	4	0	1	0	0	1	0	4
Howard, c	3	1	0	0	0	2	9	0
Chance, p	1	0	0	0	0	0	0	1
Wyatt, p	0	0	0	0	0	0	0	1
Siebern, ph	1	0	0	0	0	0	0	0
Pascual, p	0	0	0	0	0	0	0	1
Colavito, ph/rf	2	0	1	0	0	0	0	0
Totals	35	4	9	4	1	10	26	10

	AB	R	H	RBI	BB	SO	PO	A
Clemente, rf	3	1	1	0	0	1	1	0
Short, p	0	0	0	0	0	0	0	1
Farrell, p	0	0	0	0	0	0	0	0
White, ph	1	0	0	0	0	1	0	0
Marichal, p	0	0	0	0	0	0	0	0
Groat, ss	3	0	1	1	0	1	0	0
Cardenas, pr/ss	1	0	0	0	0	1	1	0
Williams, lf	4	1	1	1	0	0	1	0
Mays, cf	3	1	0	0	1	0	7	0
Cepeda, 1b	4	0	1	0	0	0	6	0
Flood, pr	0	1	0	0	0	0	0	0
Boyer, 3b	4	1	2	1	0	1	0	2
Torre, c	2	0	0	0	0	0	5	0
Edwards, c	1	1	0	0	1	1	5	0
Hunt, 2b	3	0	1	0	0	1	1	0
Aaron, ph	1	0	0	0	0	1	0	0
Drysdale, p	0	0	0	0	0	0	0	3
Stargell, ph	1	0	0	0	0	0	0	0
Bunning, p	0	0	0	0	0	0	0	0
Callison, ph/rf	3	1	1	3	0	0	0	0
Totals	34	7	8	6	2	8	27	6

E: Pepitone (1). 2B: Colavito (1 off Farrell). 3B: Robinson (1 off Short). SF: Fregosi (1 off Farrell). HBP: Howard (1 by Farrell)

PB: Torre (1). 2B: Groat (1 off Pascual). HR: Williams (1-4th inning off Wyatt); Boyer (1-4th inning off Wyatt); Callison (1-9th inning off Radatz). IBB: Edwards (1 by Radatz). SB: Mays (1)

AMERICAN LEAGUE	IP	H	HR	R	ER	BB	K
Chance	3.0	2	0	0	0	0	2
Wyatt	1.0	2	2	2	2	0	0
Pascual	2.0	2	0	1	1	0	1
Radatz, L (0-1)	2.2	2	1	4	4	2	5
Totals	8.2	8	3	7	7	2	8

NATIONAL LEAGUE	IP	H	HR	R	ER	BB	K
Drysdale	3.0	2	0	1	0	0	3
Bunning	2.0	2	0	0	0	0	4
Short	1.0	3	0	2	2	0	1
Farrell	2.0	2	0	1	1	1	1
Marichal, W (1-0)	1.0	0	0	0	0	0	1
Totals	9.0	9	0	4	3	1	10

WP: Drysdale (1). HBP: Farrell (1-Howard). IBB: Radatz (1-Edwards) Time of Game: 2:37. Attendance: 50,850. Umpires: Ed Sudol (NL), Joe Paparella (AL), Frank Secory (NL), Nestor Chylak (AL), Al Salerno (AL), Doug Harvey (NL)

2013 ALL-STAR GAME

The Mets hosted their second All-Star Game in team history on July 16, 2013 at Citi Field and the American League pushed across single runs in the fourth, fifth and eighth innings to come away with a 3-0 victory over the National League...A sellout crowd of 45,186 witnessed the event, the first All-Star Game in Queens since the 1964 contest at Shea...New York was represented by 24-year old RHP Matt Harvey who started for the NL, third baseman David Wright, who became the second Met to start an All-Star Game on his own field, and Manager Terry Collins, who was a coach for the third time...Harvey worked 2.0 scoreless innings racking up three strikeouts, including Miguel Cabrera, while yielding just one hit...Harvey became the third pitcher in team history to start an All-Star Game, joining Tom Seaver (1970) and Dwight Gooden (1986, 1988)...The last



pitcher to start an All-Star Game in his home park was Roger Clemens in 2004 at Houston...Wright, who was 1-3 and picked up one of three NL hits (a seventh inning single) was selected to his seventh All-Star Game and it was his fifth start, tying Darryl Strawberry for the second-most in team history...Wright's seven All-Star appearances are tied for second-most in franchise history with Piazza and Strawberry...Chicago's Chris Sale worked 2.0 perfect innings to pick up the win for the AL...Cleveland's Jason Kipnis, Toronto's José Bautista and Baltimore's J.J. Hardy knocked in the runs for the American League...The Yankees' Mariano Rivera took home MVP honors after receiving a standing ovation from both teams and the entire stadium when he entered the game in the eighth inning...Rivera retired all three hitters he faced.

AMERICAN LEAGUE 0 0 0 1 1 0 0 1 0 - 3 9 0
NATIONAL LEAGUE 0 0 0 0 0 0 0 0 0 - 0 3 0

A M E R I C A N

N A T I O N A L

	AB	R	H	RBI	BB	SO	PO	A
Trout, lf-cf	3	0	1	0	0	0	1	0
Hunter, ph-cf	1	0	0	0	0	0	0	0
Cano, 2b	0	0	0	0	0	0	0	0
Pedroia, pr-2b	2	0	0	0	0	1	1	2
Kipnis, 2b	1	0	1	1	0	0	1	1
Cabrera, 3b	3	1	1	0	0	1	1	3
Machado, 3b	1	0	0	0	0	1	0	1
Davis, 1b	3	0	1	0	0	1	7	1
Felder, 1b	1	0	1	0	0	0	3	0
Bautista, rf	1	0	0	1	0	1	0	0
Cruz, rf	1	0	0	0	1	0	0	0
Ortiz, dh	2	0	0	0	0	0	0	0
Encarnacion, ph	2	0	0	0	0	0	0	0
Jones, cf	3	1	1	0	0	2	2	0
Gordon, lf	1	0	0	0	0	0	1	0
Mauer, c	2	0	1	0	0	0	4	0
Perez, c	1	1	1	0	0	0	1	1
Hardy, ss	2	0	0	1	0	0	1	1
Peralta, ss	1	0	1	0	0	0	0	1
Scherzer, p	0	0	0	0	0	0	1	0
Sale, p	0	0	0	0	0	0	0	1
Hernandez, p	0	0	0	0	0	0	0	0
Moore, p	0	0	0	0	0	0	0	0
Balfour, p	0	0	0	0	0	0	0	0
Holland, p	0	0	0	0	0	0	0	0
Cecil, p	0	0	0	0	0	0	0	0
Delabar, p	0	0	0	0	0	0	0	0
Rivera, p	0	0	0	0	0	0	0	0
Nathan, p	0	0	0	0	0	0	0	0
Totals	31	3	9	3	1	7	27	11

	AB	R	H	RBI	BB	SO	PO	A
Phillips, 2b	2	0	0	0	0	0	1	2
Carpenter, 2b	2	0	0	0	0	0	1	2
Beltrán, rf	2	0	1	0	0	0	2	0
McCutchen, pr-cf	2	0	0	0	0	2	1	0
Votto, 1b	2	0	0	0	0	1	1	0
Goldschmidt, 1b	2	0	1	0	0	0	6	0
Wright, 3b	3	0	1	0	0	0	0	0
Alvarez, 3b	1	0	0	0	0	0	0	0
Gonzalez, lf	2	0	0	0	0	1	1	0
Brown, lf	1	0	0	0	0	1	0	0
Molina, c	2	0	0	0	0	0	3	0
Posey, c	1	0	0	0	0	1	4	0
Tulowitzki, ss	2	0	0	0	0	1	2	2
Segura, ss	1	0	0	0	0	0	1	3
Cuddyer, dh	1	0	0	0	1	0	0	0
Craig, ph	1	0	0	0	0	0	0	0
Harper, cf-rf	2	0	0	0	0	0	4	0
Gomez, rf	1	0	0	0	0	0	0	0
Harvey, p	0	0	0	0	0	0	0	0
Kershaw, p	0	0	0	0	0	0	0	0
Corbin, p	0	0	0	0	0	0	0	0
Lee, p	0	0	0	0	0	0	0	0
Fernandez, p	0	0	0	0	0	0	0	0
Chapman, p	0	0	0	0	0	0	0	0
Kimbrel, p	0	0	0	0	0	0	0	0
Grilli, p	0	0	0	0	0	0	0	0
Totals	30	0	3	0	1	8	27	9

2B: Goldschmidt. SB: McCutchen. WP: Kimbrel.
HBP: Harvey

2B: Cabrera, Trout, Kipnis, Jones. 3B: Felder.
SF: Bautista. HBP: Cano.

AMERICAN LEAGUE	IP	H	HR	R	ER	BB	K
Scherzer	1.0	0	0	0	0	0	1
Sale (W)	2.0	0	0	0	0	0	2
Hernandez	1.0	1	0	0	0	0	0
Moore	1.0	0	0	0	0	0	0
Balfour	1.0	0	0	0	0	1	1
Holland	0.1	1	0	0	0	0	0
Cecil	0.1	0	0	0	0	0	1
Delabar	0.1	0	0	0	0	0	1
Rivera	1.0	0	0	0	0	0	0
Nathan (S)	1.0	1	0	0	0	0	2
Totals	9.0	3	0	0	0	1	8

NATIONAL LEAGUE	IP	H	HR	R	ER	BB	K
Harvey	2.0	1	0	0	0	0	3
Kershaw	1.0	0	0	0	0	0	0
Corbin (L)	1.0	2	0	1	1	0	0
Lee	1.0	2	0	1	1	0	0
Fernandez	1.0	0	0	0	0	0	2
Chapman	1.0	0	0	0	0	1	1
Kimbrel	1.0	3	0	1	1	0	1
Grilli	1.0	1	0	0	0	0	0
Totals	9.0	9	0	3	3	1	7

WP: Kimbrel. HBP: Harvey. Time of Game: 3:06. Attendance: 45,186.

Umpires: HP-John Hirschbeck, 1B-Wally Bell, 2B-Larry Vanover, 3B-Paul Emmel, LF-Rob Drake, RF-Chad Fairchild.

METS ALL-STAR SELECTIONS

1962	Richie Ashburn, OF	1985	Gary Carter+, C Ron Darling, RHP Dwight Gooden, RHP Darryl Strawberry*, OF	2004	Tom Glavine, LHP Mike Piazza*, C
1963	Duke Snider, OF			2005	Carlos Beltrán*, OF Pedro Martinez, RHP Mike Piazza*, C
1964	Ron Hunt*, 2B	1986	Gary Carter*, C Sid Fernandez, LHP Dwight Gooden*, RHP Keith Hernandez*, 1B Darryl Strawberry*, OF	2006	Carlos Beltrán*, CF José Reyes+, SS David Wright*, 3B Paul Lo Duca*, C Tom Glavine, LHP Pedro Martinez, RHP
1965	Ed Kranepool, 1B	1987	Gary Carter*, C Sid Fernandez, LHP Keith Hernandez, 1B Darryl Strawberry, OF Davey Johnson**	2007	Carlos Beltrán*, CF José Reyes*, SS David Wright*, 3B Billy Wagner, LHP
1966	Ron Hunt, 2B	1988	Gary Carter*, C David Cone, RHP Dwight Gooden*, RHP Darryl Strawberry*, OF	2008	David Wright, 3B Billy Wagner, LHP
1967	Tom Seaver, RHP	1989	Howard Johnson*, 3B Darryl Strawberry+, OF	2009	David Wright*, 3B Francisco Rodriguez, RHP Johan Santana, LHP Carlos Beltrán+, OF
1968	Jerry Grote*, C Jerry Koosman, LHP Tom Seaver, RHP	1990	John Franco, LHP Darryl Strawberry, OF Frank Viola, LHP	2010	David Wright*, 3B José Reyes+, SS
1969	Cleon Jones*, OF Jerry Koosman, LHP Tom Seaver, RHP	1991	Howard Johnson, 3B Frank Viola, LHP	2011	Carlos Beltrán*, OF (DH) José Reyes*+, SS
1970	Bud Harrelson*, SS Tom Seaver*, RHP Gil Hodges**	1992	David Cone, RHP	2012	David Wright, 3B R.A. Dickey, RHP Terry Collins, Coach
1971	Bud Harrelson, SS Tom Seaver, RHP	1993	Bobby Bonilla, IF	2013	David Wright*, 3B Matt Harvey*, RHP Terry Collins, Coach
1972	Willie Mays*, OF Tug McGraw, LHP Tom Seaver, RHP	1994	Bret Saberhagen, RHP	2014	Daniel Murphy, 2B
1973	Willie Mays, OF Tom Seaver, RHP	1995	Bobby Bonilla, IF/OF	2015	Jacob deGrom, RHP
1974	Jerry Grote, C Jon Matlack, LHP Yogi Berra**	1996	Todd Hundley, C Lance Johnson, OF	2016	Noah Syndergaard+, RHP Yoenis Céspedes*+, OF Jeury's Familia, RHP Bartolo Colón, RHP Terry Collins**
1975	Jon Matlack, LHP Tom Seaver, RHP	1997	Todd Hundley, C Bobby Jones, P	2017	Michael Conforto, OF
1976	Dave Kingman*, OF Jon Matlack, LHP Tom Seaver, RHP	1998	Mike Piazza*, C Rick Reed, P	2018	Jacob deGrom, RHP
1977	John Stearns, C	1999	Mike Piazza*, C	2019	Jacob deGrom, RHP Pete Alonso, 1B Jeff McNeil, 2B
1978	Pat Zachry, RHP	2000	Edgardo Alfonzo, 2B Al Leiter, P Mike Piazza+, C		
1979	Lee Mazzilli, OF John Stearns, C	2001	Mike Piazza*, C Rick Reed, P Bobby Valentine**		
1980	John Stearns, C	2002	Mike Piazza*, C		
1981	Joel Youngblood, OF	2003	Armando Benitez, RHP		
1982	John Stearns, C				
1983	Jesse Orosco, LHP				
1984	Dwight Gooden, RHP Keith Hernandez, 1B Jesse Orosco, LHP Darryl Strawberry*, OF				

* Starter

** Manager

+ Injured/Did not play

ALL-STAR GAME MOST VALUABLE PLAYER

1975 Jon Matlack, LHP

MLB HOME RUN DERBY CHAMPIONS

1986 Darryl Strawberry
(co-winner with Wally Joyner)

2019 Pete Alonso

NATIONAL AWARD WINNERS

NL CY YOUNG AWARD WINNERS

- 1969 Tom Seaver
- 1973 Tom Seaver
- 1975 Tom Seaver
- 1985 Dwight Gooden
- 2012 R.A. Dickey
- 2018 Jacob deGrom
- 2019 Jacob deGrom

NL ROOKIE OF THE YEAR

- 1967 Tom Seaver, RHP
- 1972 Jon Matlack, LHP
- 1983 Darryl Strawberry, OF
- 1984 Dwight Gooden, RHP
- 2014 Jacob deGrom, RHP
- 2019 Pete Alonso, 1B

RAWLINGS GOLD GLOVE WINNERS

- 1970 Tommie Agee, OF
- 1971 Bud Harrelson, SS
- 1980 Doug Flynn, 2B
- 1983 Keith Hernandez, 1B
- 1984 Keith Hernandez, 1B
- 1985 Keith Hernandez, 1B
- 1986 Keith Hernandez, 1B
- 1987 Keith Hernandez, 1B
- 1988 Keith Hernandez, 1B
- 1989 Ron Darling, RHP
- 1997 Rey Ordoñez, SS
- 1998 Rey Ordoñez, SS
- 1999 Rey Ordoñez, SS, Robin Ventura, 3B
- 2006 Carlos Beltrán, OF
- 2007 David Wright, 3B, Carlos Beltrán, OF
- 2008 David Wright, 3B, Carlos Beltrán, OF
- 2014 Juan Lagares, CF

WILSON DEFENSIVE PLAYER OF THE YEAR

- 2012 David Wright, 3B
- 2013 Juan Lagares, OF
- 2015 Jacob deGrom, RHP

LOUISVILLE SILVER SLUGGER TEAM

- 1984 Keith Hernandez, 1B
- 1985 Gary Carter, C
- 1986 Gary Carter, C
- 1988 Darryl Strawberry, OF
- 1989 Howard Johnson, 3B
- 1990 Darryl Strawberry, OF
- 1991 Howard Johnson, 3B
- 1992 Dwight Gooden, P
- 1998 Mike Piazza, C
- 1999 Mike Piazza, C, Edgardo Alfonzo, 2B
- 2000 Mike Piazza, C, Mike Hampton, LHP
- 2001 Mike Piazza, C
- 2002 Mike Piazza, C
- 2006 José Reyes, SS, Carlos Beltrán, OF
- 2007 David Wright, 3B, Carlos Beltrán, OF
- 2008 David Wright, 3B, Carlos Beltrán, OF
- 2016 Yoanis Céspedes, OF

NL CHAMPIONSHIP SERIES MVP

- 2000 Mike Hampton, LHP
- 2015 Daniel Murphy, 2B

WORLD SERIES MVP

- 1969 Al Weis, IF (BBWAA)
Donn Clendenon, 1B (Sport Magazine)
- 1986 Ray Knight, 3B (BBWAA)

PLAYER'S CHOICE NL OUTSTANDING PITCHER

- 2012 R. A. Dickey, RHP
- 2018 Jacob deGrom, RHP
- 2019 Jacob deGrom, RHP

PLAYER'S CHOICE NL COMEBACK PLAYER

- 2008 Fernando Tatis, OF
- 2015 Matt Harvey, RHP

PLAYER'S CHOICE NL OUTSTANDING ROOKIE

- 2014 Jacob deGrom, RHP
- 2019 Pete Alonso, 1B

ALL-MLB TEAM

- 2019 Jacob deGrom, SP (First Team)
Pete Alonso, 1B (First Team)

ROLAIDS RELIEF MAN

- 1990 John Franco, LHP
- 2001 Armando Benitez, RHP

SPORTS ILLUSTRATED MAN OF THE YEAR

- 1969 Tom Seaver

ROBERTO CLEMENTE AWARD

- 1989 Gary Carter
- 2000 Al Leiter
- 2006 Carlos Delgado
- 2016 Curtis Granderson

BRANCH RICKEY AWARD

- 1999 Al Leiter
- 2002 Bobby Valentine
- 2012 R.A. Dickey

MARVIN MILLER MAN OF THE AWARD

- 2016 Curtis Granderson

LOU GEHRIG MEMORIAL AWARD

- 2001 John Franco
- 2016 Curtis Granderson

FISHEL AWARD

- 1998 Jay Horwitz (Public Relations Executive)

TOPPS ROOKIE ALL-STAR TEAM

- 1962 Al Jackson, LHP
- 1963 Jesse Gonder, C
- 1965 Ron Swoboda, OF
- 1966 Cleon Jones, OF
- 1967 Tom Seaver, RHP
- 1968 Jerry Koosman, LHP
- Ken Boswell, 2B
- 1972 Jon Matlack, LHP
- 1981 Hubie Brooks, 3B
- Mookie Wilson, OF
- 1983 Darryl Strawberry, OF
- 1984 Dwight Gooden, RHP
- Mike Fitzgerald, C
- 1985 Roger McDowell, RHP
- 1989 Gregg Jefferies, 2B
- 1992 Todd Hundley, C
- Jeff Kent, 2B
- 2000 Jay Payton, OF
- 2001 Tsuyoshi Shinjo, OF
- 2003 Ty Wigginton, 3B
- 2009 Omir Santos, C
- 2014 Travis d'Arnaud, C
- 2015 Michael Conforto, OF
- Noah Syndergaard, RHP
- 2019 Pete Alonso, 1B

THE SPORTING NEWS NL ROOKIE OF THE YEAR

- 1968 Jerry Koosman, LHP
- 1972 Jon Matlack, LHP
- 1983 Darryl Strawberry, OF
- 1984 Dwight Gooden, RHP
- 2014 Jacob deGrom, RHP
- 2019 Pete Alonso, 1B

THE SPORTING NEWS EXECUTIVE OF THE YEAR

- 1969 Johnny Murphy
- 1986 Frank Cashen

THE SPORTING NEWS MANAGER OF THE YEAR

- 1969 Gil Hodges
- 2015 Terry Collins

**THE SPORTING NEWS
COMEBACK PLAYER OF THE YEAR**

- 1969 Tommie Agee
- 1986 Ray Knight
- 1999 Rickey Henderson
- 2008 Fernando Tatis
- 2015 Matt Harvey

**BASEBALL AMERICA MINOR LEAGUE
PLAYER OF THE YEAR**

- 1983 Dwight Gooden, RHP
- 1984 Dwight Gooden, RHP
- 1986 Gregg Jefferies, SS
- 1987 Gregg Jefferies, SS

THE SPORTING NEWS NL ALL-STAR TEAM

- 1964 Ron Hunt, 2B
- 1969 Cleon Jones, OF
- Tom Seaver, RHP**
- 1971 Bud Harrelson, SS
- 1973 Tom Seaver, RHP
- 1975 Tom Seaver, RHP**
- 1984 Keith Hernandez, 1B
- 1985 Gary Carter, C
- Keith Hernandez, 1B
- Dwight Gooden, RHP**
- 1986 Gary Carter, C
- Keith Hernandez, 1B
- 1988 Darryl Strawberry, OF
- 1989 Howard Johnson, 3B
- 1990 John Franco, LHP
- Frank Viola, LHP
- 1998 Mike Piazza, C
- 1999 Mike Piazza, C
- Edgardo Alfonzo, 2B
- 2000 Mike Piazza, C
- 2001 Mike Piazza, C
- 2002 Mike Piazza, C
- 2006 José Reyes, SS
- David Wright, 3B
- Carlos Beltrán, OF
- 2007 David Wright, 3B
- 2008 David Wright, 3B
- 2012 R.A. Dickey, RHP**
- 2016 Yoenis Céspedes, OF
- 2018 Jacob deGrom, RHP**
- 2019 Jacob deGrom, RHP**

** Pitcher of the Year

BASEBALL DIGEST PLAYER OF THE YEAR

- 1969 Tom Seaver, RHP
- 1985 Dwight Gooden, RHP

BASEBALL DIGEST PITCHER OF THE YEAR

- 2018 Jacob deGrom, RHP

BASEBALL DIGEST ROOKIE OF THE YEAR

- 1984 Dwight Gooden, RHP
- 2019 Pete Alonso, 1B

TOPPS ORGANIZATION OF THE YEAR

- 1995

**BASEBALL AMERICA
EXECUTIVE OF THE YEAR**

- 2015 Sandy Alderson

**BASEBALL AMERICA'S
ORGANIZATION OF THE YEAR**

- 1983
- 1984
- 1995

NATIONAL LEAGUE AWARDS

PLAYER OF THE WEEK

4/29/73	Jerry Koosman	10/6/91	David Cone
6/3/73	Tom Seaver	5/3/92	David Cone (co-winner with Tom Glavine)
6/17/73	Felix Millan	4/18/94	Jeff Kent
9/16/73	Tug McGraw	5/30/94	Bobby Bonilla
9/23/73	Wayne Garrett	7/23/95	Brett Butler
9/1/74	Tug McGraw	5/4/97	Rick Reed
6/15/75	Tom Seaver	5/11/97	Todd Hundley
7/27/75	Dave Kingman	6/22/97	Dave Mlicki
9/7/75	Tom Seaver	9/28/97	John Olerud
6/27/76	Mike Phillips	9/20/98	John Olerud
8/8/76	Joe Torre	8/9/98	John Olerud
4/17/77	Tom Seaver	7/11/99	Mike Piazza
7/31/77	Steve Henderson	7/5/99	Octavio Dotel
5/25/80	Frank Taveras	8/1/99	Robin Ventura
6/8/80	Steve Henderson	4/16/00	Mike Piazza
7/6/80	Neil Allen	4/23/00	Derek Bell
8/10/80	Doug Flynn	9/15/02	Mike Piazza
5/31/81	Dave Kingman	8/24/03	Steve Trachsel
8/23/81	Neil Allen	8/28/05	David Wright
9/20/81	Hubie Brooks	6/11/06	Carlos Beltrán
5/23/82	Randy Jones	6/18/06	José Reyes & David Wright
7/18/82	Dave Kingman	6/25/06	José Reyes
5/8/83	George Foster	4/22/07	Carlos Beltrán
6/19/83	Rusty Staub	8/19/07	Carlos Beltrán
8/7/83	Jesse Orosco	7/13/08	Mike Pelfrey
8/14/83	Jesse Orosco	8/17/08	Johan Santana
6/10/84	Jesse Orosco	9/4/11	David Wright
6/17/84	Hubie Brooks	9/11/11	Jason Bay
7/8/84	Dwight Gooden	5/27/12	R.A. Dickey
7/22/84	Darryl Strawberry	6/3/12	Johan Santana
9/9/84	Dwight Gooden (co-winner with Bruce Sutter)	4/14/13	Matt Harvey
7/14/85	Keith Hernandez	7/21/13	Juan Lagares
7/21/85	Darryl Strawberry	9/1/13	Daniel Murphy
8/4/85	Dwight Gooden	7/24/14	Jacob deGrom
8/11/85	Darryl Strawberry	6/7/15	Jacob deGrom (co-winner with Clayton Kershaw)
9/8/85	Gary Carter	8/2/15	Noah Syndergaard & Lucas Duda
9/22/85	Dwight Gooden	9/6/15	Bartolo Colón
6/8/86	George Foster	9/13/15	Yoenis Céspedes
7/13/86	Lenny Dykstra	5/8/16	Bartolo Colón (co-winner with Ben Zobrist)
8/10/86	Keith Hernandez	5/22/16	Noah Syndergaard
5/1/88	Keith Hernandez	8/28/16	Asdrúbal Cabrera
9/11/88	Gregg Jefferies	6/18/17	Jacob deGrom
9/25/88	Kevin McReynolds	5/5/19	Noah Syndergaard
6/25/89	Howard Johnson	6/23/19	Pete Alonso
10/1/89	Sid Fernandez	8/4/19	Noah Syndergaard
6/10/90	Darryl Strawberry		
4/14/91	Dwight Gooden		

PLAYER OF THE MONTH

June, 1970	Tommie Agee
April, 1973	Jerry Koosman
July, 1975	Dave Kingman
July, 1985	Keith Hernandez
September, 1985	Gary Carter
September, 1987	Darryl Strawberry
September, 1988	Kevin McReynolds
June, 1989	Howard Johnson
September, 1991	Howard Johnson
June, 2006	David Wright
April, 2007	José Reyes
June, 2010	David Wright

PITCHER OF THE MONTH

June, 1975	Tom Seaver
April, 1977	Tom Seaver
July, 1980	Pat Zachry
August, 1983	Jesse Orosco
June, 1984	Ron Darling
September, 1984	Dwight Gooden
September, 1985	Dwight Gooden
April, 1986	Dwight Gooden
April, 1987	Sid Fernandez
May, 1988	David Cone
September, 1990	Dwight Gooden
July, 1994	Bret Saberhagen
May, 1997	Bobby Jones
June, 1999	Al Leiter
June, 2000	Al Leiter
April, 2007	John Maine
September, 2008	Johan Santana
April, 2009	Johan Santana
June, 2012	R.A. Dickey
April, 2013	Matt Harvey

ROOKIE OF THE MONTH

May, 2011	Justin Turner
July, 2014	Jacob deGrom
September, 2014	Jacob deGrom
May, 2016	Steven Matz
April, 2019	Pete Alonso
June, 2019	Pete Alonso
September, 2019	Pete Alonso

RELIEVER OF THE MONTH

July, 2007	Billy Wagner
July, 2019	Seth Lugo

METS HITTING STREAKS

#	Player	Dates
30	Moises Alou.....	8/23 - 9/26/07
26	WILSON RAMOS	8/3-9/3/19
26	DAVID WRIGHT.....	9/17/06 - 4/19/07
24	Mike Piazza.....	5/25 - 6/22/99
	Hubie Brooks.....	5/1 - 6/1/84
23	Cleon Jones.....	8/25 - 9/25/70
	Mike Vail*.....	8/22 - 9/15/75
	John Olerud.....	7/19 - 8/9/98
21	Mike Piazza.....	6/7 - 7/3/00
20	Tommie Agee.....	4/16 - 5/9/70
	Edgardo Alfonzo.....	6/10 - 7/10/97
	Cliff Floyd.....	4/8 - 5/4/05
	Butch Huskey.....	8/22 - 9/13/97
	José Reyes.....	7/17 - 8/7/05
19	Tommie Agee.....	6/22 - 7/8/70
	Lee Mazzilli.....	8/28 - 9/18/79
	Felix Millan.....	7/5 - 7/26/75
18	Ed Kranepool.....	7/11 - 8/5/75
	Lee Mazzilli.....	6/18 - 7/10/80
	Felix Millan.....	7/13 - 8/1/73
	José Reyes.....	5/15 - 6/2/08
	Darryl Strawberry.....	6/8 - 6/29/90
	Frank Thomas.....	5/12 - 5/30/62

METS ALL-TIME ROSTER (1,091)

A (49)

AARDSDMA, David 2013 (RHP)
AASE, Don 1989 (RHP)
ABBOTT, Kurt 2000 (SS)
ABREU, Bobby 2014 (OF)
ACEVEDO, Juan 1997 (RHP)
ACOSTA, Manny 2010 -2012 (RHP)
ADKINS, Jon 2007 (RHP)
AGBAYANI, Benny 1998-2001 (OF)
AGEE, Tommie 1968-1972 (OF)
AGUILA, Chris 2008 (OF)
AGUILERA, Rick 1985-1989 (RHP)
AKER, Jack 1974 (RHP)
ALEXANDER, Manny 1997 (IF)
ALFONZO, Edgardo 1995-2002 (IF)
ALLEN, Neil 1979-1983 (RHP)
ALLENSWORTH, Jermaine 1998-99 (OF)
ALMON, Bill 1980, 1987 (IF)
ALMONTE, Edwin 2003 (RHP)
ALOMAR, Roberto, 2002-2003 (2B)
ALOMAR, Sandy 1967 (SS)
ALOMAR, Jr., Sandy 2007 (C)
ALONSO, PETE 2019- (IF)
ALOU, Jesus 1975 (OF)
ALOU, Moises 2007-2008 (OF)
ALTHERR, Aaron 2019 (OF)
ALTMAN, George 1964 (OF)
ALVARADO, Luis 1977 (2B)
ALVAREZ, Dario 2014-2016 (LHP)
AMBRES, Chip 2007 (OF)
ANDERSON, Craig 1962-1964 (RHP)
ANDERSON, Jason 2003 (RHP)
ANDERSON, Marlon 2005, 2007-09 (IF)
ANDERSON, Rick 1986 (RHP)
ANKIEL, Rick 2013 (OF)
AOKI, Norichika 2017 (OF)
APODACA, Bob 1973-1979 (RHP)
APPIER, Kevin 2001 (RHP)
ARIAS, Joaquin 2010 (IF)
ARMAS, Jr., Tony 2008 (RHP)
ARRIGO, Gerry 1966 (LHP)
ASHBURN, Richie 1962 (OF)
ASHFORD, Tucker 1983 (IF)
ASPRONONTE, Bob 1971 (IF)
ASTACIO, Pedro 2002-2003 (RHP)
ATCHINSON, Scott 2013 (RHP)
AVILÁN, Luis 2019 (RHP)
AYALA, Benny 1974-1976 (OF)
AYALA, Luis 2008 (RHP)
AYBAR, Manny 2005 (RHP)

B (104)

BACKMAN, Wally 1980-1988 (IF)
BACSIK, Mike 2002-2003 (LHP)
BAERGA, Carlos 1996-1998 (IF)
BAEZ, Kevin 1990, 1992-1993 (IF)
BAILOR, Bob 1981-1983 (IF)
BALDWIN, Billy 1976 (OF)
BALDWIN, James 2004 (RHP)
BALDWIN, Rick 1975-1977 (RHP)
BANNISTER, Brian 2006 (RHP)
BARAJAS, Rod 2010 (C)
BARNES, Lute 1972-1973 (IF)
BARRY, Jeff 1995 (OF)
BASHLOR, TYLER 2018- (RHP)
BASS, Kevin 1992 (OF)
BASTARDO, Antonio 2016 (LHP)
BATISTA, Miguel 2011-2012 (RHP)

BAUMANN, Buddy 2018 (LHP)
BAUTA, Ed 1963-1964 (RHP)
BAUTISTA, Gerson 2018 (RHP)
BAUTISTA, José 2018 (OF)
BAXTER, Mike 2011-2013 (OF)
BAY, Jason 2010-2012 (OF)
BEANE, Billy 1984-1985 (OF)
BEARNARTH, Larry 1963-1966 (RHP)
BEATO, Pedro 2011-2012 (RHP)
BEATTY, Blaine 1989-1991 (LHP)
BEAUCHAMP, Jim 1972-1973 (1B)
BECK, Chris 2018 (RHP)
BECKER, Rich 1998 (OF)
BELL, Derek 2000 (OF)
BELL, Gus 1962 (OF)
BELL, Heath 2004-2006 (RHP)
BELL, Jay 2003 (IF)
BELTRÁN, Carlos 2005-2011 (OF)
BELTRAN, Rigo 1998-1999 (LHP)
BENITEZ, Armando 1999-2003 (RHP)
BENNETT, Dennis 1967 (LHP)
BENNETT, Gary 2001 (C)
BENSON, Kris 2004 (RHP)
BENTON, Butch 1978-1980 (C)
BERENGUER, Juan 1978-1980 (RHP)
BERENYI, Bruce 1984-1986 (RHP)
BERNARD, Dwight 1978-1979 (RHP)
BERRA, Yogi 1965 (C)
BERROA, Angel 2009 (IF)
BETHKE, Jim 1965 (RHP)
BIESER, Steve 1997 (OF)
BIRKBECK, Mike 1995 (RHP)
BISHOP, Mike 1983 (C)
BLAIR, Willie 1998 (RHP)
BLACK, Vic 2013-2014 (RHP)
BLANCO, Buddy 2010 (C)
BLEVINS, Jerry 2015-2018 (LHP)
BLOCKER, Terry 1985 (OF)
BOCHY, Bruce 1982 (C)
BOGAN, Tim 1993-1996 (IF)
BOHANON, Brian 1997-1998 (LHP)
BOISCLAIR, Bruce 1974, 1976-79 (OF)
BOITANO, Dan 1981 (RHP)
BOMBACK, Mark 1980 (RHP)
BONILLA, Bobby 1992-95, 1999 (IF)
BORDICK, Mike 2000 (SS)
BORLAND, Toby 1997 (RHP)
BOSCH, Don 1967-1968 (OF)
BOSTON, Daryl 1990-1992 (OF)
BOSWELL, Ken 1967-1974 (2B)
BOTTALICO, Ricky 2004 (RHP)
BOUCHEE, Ed 1962 (1B)
BOWA, Larry 1985 (SS)
BOYER, Blaine 2011 (RHP)
BOYER, Ken 1966-1967 (3B)
BRACH, BRAD 2019- (RHP)
BRADFORD, Chad 2006 (RHP)
BRADFORD, Chasen 2017 (RHP)
BRADLEY, Mark 1983 (OF)
BRAGG, Darren 2001 (OF)
BRAZELL, Craig 2004 (IF)
BRESSOUD, Ed 1966 (SS)
BROADWAY, Lance 2009 (RHP)
BROGNA, Rico 1994-1996 (1B)
BROOKS, Hubie 1980-84, 1991 (IF)
BROSS, Terry 1991 (RHP)
BROXTON, Keon 2019 (OF)
BROWN, Andrew 2013-2014 (OF)
BROWN, Emil 2009 (OF)
BROWN, Kevin 1990 (LHP)

BROWN, Leon 1976 (OF)
BRUCE, Jay 2016-2018 (OF)
BRUHERT, Mike 1978 (RHP)
BUCHANAN, Brian 2004 (OF)
BUCHER, Jerry 1967-1968 (2B)
BUCHHOLTZ, Taylor 2011 (RHP)
BUCK, John 2013 (C)
BUFORD, Damon 1995 (OF)
BURGOS, Ambiorix 2007 (RHP)
BURKE, Greg 2013 (RHP)
BURKE, Tim 1991-1992 (RHP)
BURNITZ, Jeremy 1993-94, 02-03 (OF)
BURREIGHT, Larry 1963-1964 (IF)
BURRIS, Ray 1979-1980 (RHP)
BUTLER, Brett 1995 (OF)
BYRD, Marlon 2013 (OF)
BYRD, Paul 1995-1996 (RHP)
BYRDAK, Tim 2011-2013 (LHP)

C (83)

CABRERA, Asdrúbal 2016-2018 (IF)
CAIRO, Miguel 2005 (IF)
CALLAHAN, JAMIE 2017- (RHP)
CAMERON, Mike 2004-2005 (OF)
CAMMACK, Eric 2000 (RHP)
CAMPBELL, Eric 2014-2016 (1B)
CANCEL, Robinson 2008-2009 (C)
CANDELLARIA, John 1987 (LHP)
CANGELOSI, John 1994 (OF)
CANNIZZARO, Chris 1962-1965 (C)
CANÓ, ROBINSON 2019- (IF)
CAPRA, Buzz 1971-1973 (RHP)
CAPUANO, Chris 2011 (LHP)
CARDENAL, Jose 1979-1980 (OF)
CARLYLE, Buddy 2014-2015 (RHP)
CARDWELL, Don 1967-1970 (RHP)
CARMEL, Duke 1963 (1B)
CARR, Chuck 1990-1991 (OF)
CARRASCO, D.J. 2011-2012 (RHP)
CARREON, Mark 1987-1991 (OF)
CARSON, Rob 2012-2013 (LHP)
CARTER, Chris 2010 (OF)
CARTER, Gary 1985-1989 (C)
CASANOVA, Raul 2008 (C)
CASTILLO, Alberto 1995-1998 (C)
CASTILLO, Juan 1994 (RHP)
CASTILLO, Luis 2007-2010 (IF)
CASTILLO, Tony 1991 (LHP)
CASTRO, Ramon 2005-2009 (C)
CATALANOTTO, Frank 2010 (OF)
CECCHINI, Gavin 2016-2017 (IF)
CECILIANI, Darrell 2015 (OF)
CEDENO, Roger 1999, 2002-03 (OF)
CEDENO, Ronny 2012 (IF)
CENTENO, Juan 2013- 2014 (C)
CERDA, Jamie 2002-2003 (LHP)
CERONE, Rick 1991 (C)
CHÉSPEDES, YOENIS 2015- (OF)
CHACON, Elio 1962 (IF)
CHANCE, Dean 1970 (RHP)
CHAPMAN, Kelvin 1979, 1984-85 (IF)
CHARLES, Ed 1967-1969 (3B)
CHAVEZ, Endy 2006-2008 (OF)
CHEN, Bruce 2001-2002 (LHP)
CHILES, Rich 1973 (OF)
CHITI, Harry 1962 (C)
CHRISTENSEN, John 1984-1985 (OF)
CHRISTENSEN, McKay 2002 (OF)
CHRISTOPHER, Joe 1962-1965 (OF)

CHURCH, Ryan 2008-2009 (OF)
 CISCO, Galen 1962-1965 (RHP)
 CLARK, Brady 2002, 2008 (OF)
 CLARK, Mark 1996-1997 (RHP)
 CLARK, Tony 2003 (IF)
 CLENDENON, Donn 1969-1971 (1B)
 CLINES, Gene 1975 (OF)
 CLIPPARD, Tyler 2015 (RHP)
 CLONTZ, Brad 1998 (RHP)
 COLEMAN, Clarence 1962-63, 1966 (C)
 COLEMAN, Vince 1991-1993 (OF)
 COLLAZO, Willie 2007 (LHP)
 COLLINS, Kevin 1965, 1967-69 (IF)
 COLÓN, Bartolo 2014-2016 (RHP)
 CONE, David 1987-92, 2003 (RHP)
CONFORTO, MICHAEL 2015- (OF)
 CONFINE, Jeff 2007 (1B)
 CONLON, P.J. 2018 (LHP)
 CONNORS, Bill 1967-1968 (RHP)
 COOK, Cliff 1962-1963 (OF)
 COOK, Dennis 1998-2001 (LHP)
 COPELAND, Scott 2018 (RHP)
 CORA, Alex 2009-2010 (IF)
 CORCORAN, Tim 1986 (1B)
 COREY, Mark 2001-2002 (RHP)
 CORNEJO, Mardie 1978 (RHP)
 CORNELIUS, Reid 1995 (RHP)
 COWAN, Billy 1965 (OF)
 COWGILL, Collin 2013 (OF)
 CRAIG, Roger 1962-1963 (RHP)
 CRAM, Jerry 1974-1975 (RHP)
 CRAWFORD, Joe 1997 (LHP)
 CUBBAGE, Mike 1981 (IF)
 CUDDYER, Michael 2015 (OF)

D (42)

D'AMICO, Jeff 2002 (RHP)
 d'ARNAUD, Travis 2013-2019 (C)
 DARENSBOURG, Vic 2004 (LHP)
 DARLING, Ron 1983-1991 (RHP)
 DAUBACH, Brian 2005 (OF)
 DAVIAULT, Ray 1962 (RHP)
 DAVIS, Ike 2010-2014 (1B)
DAVIS, J.D. 2019- (OF)
 DAVIS, Kane 2002 (RHP)
 DAVIS, Rajai 2019 (OF)
 DAVIS, Tommy 1967 (OF)
 DE AZA, Alejandro 2016 (OF)
deGROM, JACOB 2014- (RHP)
 DeJEAN, Mike 2004-2005 (RHP)
 DeMERIT, John 1962 (OF)
 DESSENS, Elmer 2009-2010 (RHP)



Donn Clendenon

DePASTINO, Joe 2003 (C)
 DELGADO, Carlos 2006-2009 (1B)
 DELGADO, Wilson 2004 (IF)
 den DEKKER, Matt 2013-2014, 2018 (OF)
 DENEHY, Bill 1967 (RHP)
 DEWEY, Mark 1992 (RHP)
 DIAZ, Carlos 1982-1983 (LHP)
DÍAZ, EDWIN 2019- (RHP)
 DIAZ, Mario 1990 (IF)
 DIAZ, Victor 2004-2006 (OF)
 DICKEY, R.A. 2010-2012 (RHP)
 DIFELICE, Mike 2005-2007 (C)
 DILAURO, Jack 1969 (LHP)
 DILLON, Steve 1963-1964 (LHP)
 DIPOTO, Jerry 1995-1996 (RHP)
 DONNELLS, Chris 1991-1992 (IF)
 DOTEI, Octavio 1999 (RHP)
 DOZIER, D.J. 1992 (OF)
 DRAKE, Sammy 1962 (2B)
 DRAPER, Mike 1993 (RHP)
 DUDA, Lucas 2010-2017 (1B)
 DUNCAN, Jeff 2003-2004 (OF)
 DUNSTON, Shawon 1999 (OF)
 DWYER, Jim 1976 (OF)
 DYER, Duffy 1968-1974 (C)
 DYKSTRA, Lenny 1985-1989 (OF)

E (20)

EASLEY, Damion 2007-2008 (IF/OF)
 EDENS, Tom 1987 (RHP)
 EDGENT, Josh 2012-2017 (LHP)
 EGBERT, Jack 2012 (RHP)
 EILERS, Dave 1965-1966 (RHP)
 ELLIOT, Larry 1964, 1966 (OF)
 ELLIS, Dock 1979 (RHP)
 ELSTER, Kevin 1986-1992 (SS)
 EMAUS, Brad 2011 (IF)
 ERICKSON, Scott 2004 (RHP)
 ESCOBAR, Alex 2001 (OF)
 ESPINOSA, Nino 1974-1978 (RHP)
 ESPINOZA, Alvaro 1996 (IF)
 ESTES, Shawn 2002 (LHP)
 ESTRADA, Chuck 1967 (RHP)
 ESTRADA, Francisco 1971 (C)
 EVANS, Nick 2008-2011 (OF)
 EVANS, PhilIIP 2017-2018 (INF)
 EVELAND, Dana 2014 (LHP)
 EVERETT, Carl 1995-1997 (OF)

F (41)

FABREGAS, Jorge 1998 (C)
 FALCONE, Pete 1979-1982 (LHP)
FAMILIA, JEURYS 2012- (RHP)
 FARNSWORTH, Kyle 2014 (RHP)
 FELICIANO, Jesus 2010 (OF)
 FELICIANO, Pedro 2002-04, 2006-10, 2013 (LHP)
 FERNANDEZ, Chico 1963 (SS)
 FERNANDEZ, Pete 1979-1982 (LHP)
 FERNANDEZ, Sid 1984-1993 (LHP)
 FERNANDEZ, Tony 1993 (IF)
 FERRER, Sergio 1978-1979 (IF)
 FIGUEROA, Nelson 2008-09 (RHP)
 FILER, Tom 1992 (RHP)
 FISHER, Jack 1964-1967 (RHP)
 FITZGERALD, Mike 1983-1984 (C)
 FITZMAURICE, Shaun 1966 (OF)
 FLEXEN, CHRIS 2017-2019 (RHP)
 FLORENCE, Don 1995 (LHP)
 FLORES, Gil 1978-1979 (OF)

FLORES, Wilmer 2013-2018 (IF)
 FLOYD, Cliff 2003-2006 (OF)
 FLYNN, Doug 1977-1981 (IF)
 FOLI, Tim 1970-71, 1978-79 (IF)
 FOLKERS, Rich 1970 (LHP)
 FONT, Wilmer 2019 (RHP)
 FORTDYCE, Brook 1995 (C)
 FORTUNATO, Bartolome 2004-06 (RHP)
 FOSS, Larry 1962 (RHP)
 FOSSUM, Casey 2009 (LHP)
 FOSTER, George 1982-1986 (OF)
 FOSTER, Leo 1976-1977 (IF)
 FOY, Joe 1970 (3B)
 FRANCISCO, Frank 2012-13 (RHP)
 FRANCO, John 1990-2004 (LHP)
 FRANCO, Julio 2006-2007 (IF)
 FRANCO, Matt 1996-2000 (IF)
 FRANCOEUR, Jeff 2009-2010 (OF)
 FRAZIER, Todd 2018-2019 (IF)
 FREGOSI, Jim 1972-1973 (3B)
 FRIEND, Bob 1966 (RHP)
 FRSELLA, Danny 1967-1972 (RHP)
 FYHRIE, Mike 1996 (RHP)

G (61)

GAFF, Brent 1982-1984 (RHP)
 GAGNON, DREW 2018-2019 (RHP)
 GALLAGHER, Bob 1975 (OF)
 GALLAGHER, Dave 1992-1993 (OF)
 GARCIA, Danny 2003-2004 (IF)
 GARCIA, Karim 2004 (OF)
 GARDENHIRE, Ron 1981-1985 (SS)
 GARDNER, Jeff 1991 (IF)
 GARDNER, Rob 1965-1966 (LHP)
 GARDNER, Wes 1984-1985 (RHP)
 GARRETT, Wayne 1969-1976 (3B)
 GASPAR, Rod 1969-1970 (OF)
 GEE, Dillon 2010-2015 (RHP)
 GENTRY, Gary 1969-1972 (RHP)
 GERMAN, Gonzalez 2013-2014 (RHP)
 GIBBONS, John 1984, 1986-87 (C)
 GIBSON, Bob 1987 (RHP)
 GIBSON, Paul 1992-1993 (LHP)
 GILBERT, Shawn 1997-1998 (IF)
 GILES, Brian 1981-1983 (IF)
 GILKEY, Bernard 1996-1998 (OF)
 GILMARTIN, Sean 2015-2017 (LHP)
 GINSBERG, Joe 1962 (C)
 GINTER, Matt 2004 (RHP)
 GLAVINE, Mike 2003 (IF)
 GLAVINE, Tom 2003-2007 (LHP)
 GLYNN, Ed 1979-1980 (LHP)
 GOEDDEL, Erik 2014-2017 (RHP)
 GÓMEZ, Carlos 2007, 2019 (OF)
 GONDER, Jesse 1963-1965 (C)
 GONZÁLEZ, Adrián 2018 (IF)
 GONZALEZ, Dicky 2001-2002 (RHP)
 GONZALEZ, Jeremi 2006 (RHP)
 GONZALEZ, Raul 2002-2003 (OF)
 GOODEN, Dwight 1984-1994 (RHP)
 GOOSSEN, Greg 1965-1968 (C)
 GORMAN, Tom 1982-1985 (LHP)
 GOSGER, Jim 1969, 1973-74 (OF)
 GOTAY, Ruben 2007 (IF)
 GOZZO, Mauro 1993-1994 (RHP)
 GRAHAM, Bill 1967 (RHP)
 GRAHAM, Wayne 1964 (3B)
 GRANDERSON, Curtis 2014-2017 (OF)
 GRAVES, Danny 2005 (RHP)
 GREEN, Andy 2009 (IF)
 GREEN, Dallas 1966 (RHP)

GREEN, Pumpsie 1963 (3B)
 GREEN, Sean 2009 (RHP)
 GREEN, Shawn 2006-2007 (1B/OF)
 GREENE, Charlie, 1996 (C)
 GREER, Kenny 1993 (RHP)
 GRIEVE, Tom 1978 (OF)
 GRIFFITHS, Jeremy 2003-2004 (RHP)
 GROTE, Jerry 1966-1977 (C)
 GRZENDA, Joe 1967 (LHP)
GSELLMAN, ROBERT 2016- (RHP)
 GUETTERMAN, Lee 1992 (LHP)
GUILLORME, LUIS 2018- (IF)
 GUNDERSON, Eric 1994-1995 (LHP)
 GUTHRIE, Mark 2002 (LHP)
 GUTIERREZ, Ricky 2004 (IF)

H (87)

HAGGERTY, SAM 2019 (IF)
 HAHN, Don 1971-1974 (OF)
 HAIRSTON, Scott 2011-2012 (OF)
 HALL, Tom 1975-1976 (LHP)
 HALTER, Shane 1999 (IF)
 HAMILTON, Darryl 1999-2001 (OF)
 HAMILTON, Jack 1966-1967 (RHP)
 HAMPSON, Justin, 2012 (LHP)
 HAMPTON, Ike 1974 (C)
 HAMPTON, Mike 2000 (LHP)
 HAMULACK, Tim 2005 (LHP)
 HANEY, Todd 1998 (IF)
 HANHOLD, Eric 2018- (RHP)
 HARANG, Aaron 2013 (RHP)
 HARDTKE, Jason 1996-1997 (IF)
 HARE, Shawn 1994 (OF)
 HARKNESS, Tim 1963-1964 (1B)
 HARNISCH, Pete 1995-1997 (RHP)
 HARRELSOON, Bud 1965-1977 (SS)
 HARRIS, Greg 1981 (RHP)
 HARRIS, Willie 2011 (OF)
 HARRIS, Lenny 1998, 2000-2001 (IF)
 HART, DONNIE 2019 (LHP)
 HARTS, Greg 1973 (PH)
 HARVEY, Matt 2012-2018 (RHP)
 HASSLER, Andy 1979 (LHP)
 HAUSMAN, Tom 1978-1982 (RHP)
 HAWKINS, LaTroy 2013 (RHP)
 HEARN, Ed 1986 (C)
 HEBNER, Richie 1979 (3B)
 HECHAVARRIA, Adeiny 2019 (IF)
 HEEP, Danny 1983-1986 (OF)
 HEFNER, Jeremy 2012-2013 (RHP)
 HEIDEMANN, Jack 1975-1976 (IF)
 HEILMAN, Aaron 2003-2008 (RHP)
 HEISE, Bob 1967-1969 (IF)
 HENDERSON, Jim 2016 (RHP)
 HENDERSON, Ken 1978 (OF)
 HENDERSON, Rickey 1999-00 (OF)
 HENDERSON, Steve 1977-1980 (OF)
 HENDLEY, Bob 1967 (LHP)
 HENN, Sean 2013 (LHP)
 HENNIGAN, Phil 1973 (RHP)
 HENRY, Doug 1995-1996 (RHP)
 HEPLER, Bill 1966 (LHP)
 HERBEL, Ron 1970 (RHP)
 HEREDIA, Felix 2005 (LHP)
 HERNANDEZ, Anderson 2005-07, 2009 (IF)
 HERNANDEZ, Keith 1983-1989 (1B)
 HERNANDEZ, Livan 2009 (RHP)
 HERNANDEZ, Luis 2010 (IF)
 HERNANDEZ, Manny 1989 (RHP)
 HERNANDEZ, Orlando 2006-08 (RHP)
 HERNANDEZ, Roberto 2005-06 (RHP)

HERR, Tom 1990-1991 (2B)
 HERRERA, Daniel 2011-2012 (LHP)
 HERRERA, Dilson 2014-2015 (IF)
 HERRSCHER, Rick 1962 (IF)
 HERSHISER, Orel 1999 (RHP)
 HESSMAN, Mike 2010 (IF)
 HICKMAN, Jim 1962-1966 (OF)
 HICKS, Joe 1963 (OF)
 HIDALGO, Richard 2004 (OF)
 HIETPAS, Joe 2004 (C)
 HILLER, Chuck 1965-1967 (IF)
 HILLMAN, Dave 1962 (RHP)
 HILLMAN, Eric 1992-1994 (LHP)
 HINCHLIFFE, Brett 2001 (RHP)
 HINSLEY, Jerry 1964, 1967 (RHP)
 HODGES, Gil 1962-1963 (1B)
 HODGES, Ron 1973-1984 (C)
 HOLMAN, Scott 1980, 1982-83 (RHP)
 HOOK, Jay 1962-1964 (RHP)
 HOUSIE, Wayne 1993 (OF)
 HOWARD, Mike 1981-1983 (OF)
 HOWELL, Pat 1992 (OF)
 HU, Chin-lung 2011 (IF)
 HUDEK, John 1998 (P)
 HUDSON, Jesse 1969 (LHP)
 HUGHES, Keith 1990 (OF)
 HUMBER, Philip 2006-2007 (RHP)
 HUNDLEY, Todd 1990-1998 (C)
 HUNT, Ron 1963-1966 (2B)
 HUNTER, Willard 1962, 1964 (LHP)
 HURDLE, Clint 1983, 1985, 1987 (C)
 HURST, Jonathan 1994 (RHP)
 HUSKEY, Butch 1993, 1995-98 (OF)

I (4)

IGARASHI, Ryota 2010 2011 (RHP)
 INNIS, Jeff 1987-1993 (RHP)
 ISHII, Kazuhisa 2005 (LHP)
 ISRINGHAUSEN, Jason 95-99, 11 (RHP)

J (28)

JACKSON, Al 1962-65, 68-69 (LHP)
 JACKSON, Austin 2018 (OF)
 JACKSON, Darrin 1993 (OF)
 JACKSON, Roy Lee 1977-1980 (RHP)
 JACOBS, Mike 2005, 2010 (IF)
 JACOME, Jason 1994-1995 (LHP)
 JEFFERIES, Gregg 1987-1991 (IF)
 JEFFERSON, Stanley 1986 (OF)
 JELIC, Chris 1990 (C)
 JOHNSON, Ben 2007 (OF)



Todd Hundley

JOHNSON, Bob D. 1969 (RHP)
 JOHNSON, Bob W. 1967 (IF)
 JOHNSON, Howard 1985-1993 (IF)
 JOHNSON, Kelly 2015-2016 (IF)
 JOHNSON, Lance 1996-1997 (OF)
 JOHNSON, Mark, 2000-2001 (IF)
 JOHNSON, Rob 2012 (C)
 JONES, Barry 1992 (RHP)
 JONES, Bobby J. 1993-2000 (RHP)
 JONES, Bobby M. 2000-2002 (LHP)
 JONES, Chris 1995-1996 (OF)
 JONES, Cleon 1963, 1965-75 (OF)
 JONES, Randy 1981-1982 (LHP)
 JONES, Ross 1984 (SS)
 JONES, Sherman 1962 (RHP)
 JORDAN, Ricardo 1997 (LHP)
 JORGENSEN, Mike 68, 70-71, 80, 83 (1B)
 JULIO, Jorge 2006 (RHP)

K (24)

KACZMARSKI, Kevin 2018 (OF)
 KAISER, Jeff 1993 (LHP)
 KANEHL, Rod 1962-1964 (IF)
 KASHIWADA, Takashi 1997 (LHP)
 KELLY, Ty 2016-2018 (IF)
 KENT, Jeff 1992-1996 (IF)
 KEPPIINGER, Jeff 2004-2005 (IF)
 KINGMAN, Dave 75-77, 81-83 (IF/OF)
 KINKADE, Mike 1998-2000 (IF)
 KIRBY, Wayne 1998 (OF)
 KLAUS, Bobby 1964-65 (IF)
 KLEVEN, Jay 1976 (C)
 KLIMCHOCK, Lou 1966 (PH)
 KNIGHT, Brandon 2008 (RHP)
 KNIGHT, Ray 1984-86 (3B)
 KOBEL, Kevin 1978-80 (LHP)
 KOLB, Gary 1965 (OF)
 KOMIYAMA, Satoru 2002 (RHP)
 KOO, Dae-Sung 2005 (LHP)
 KOONCE, Cal 1967-70 (RHP)
 KOOSMAN, Jerry 1967-78 (LHP)
 KRANEPPOOL, Ed 1962-79 (1B)
 KROLL, Gary 1964-65 (RHP)
 KUNZ, Eddie 2008 (RHP)

L (47)

LABINE, Clem 1962 (RHP)
 LAFFEY, Aaron 2013 (RHP)
 LAGARES, Juan 2013-2019 (OF)
 LAMABE, Jack 1967 (RHP)
 LAMB, David 2000 (IF)
 LANDRITH, Hobie 1962 (C)
 LANDRUM, Ced 1993 (OF)
 LANNAN, John 2014 (LHP)
 LARY, Frank 1964-1965 (RHP)
 LATHAM, Bill 1985 (LHP)
 LAWRENCE, Brian 2007 (RHP)
 LAWTON, Matt 2001 (OF)
 LEACH, Terry 1981-82, 85-89 (RHP)
 LEATHERSICH, JACK 2015 (LHP)
 LEARY, Tim 1981, 1983-1984 (RHP)
 LEDEE, Ricky 2006-2007 (OF)
 LEDESMA, Aaron 1995 (IF)
 LEITER, Al 1998-2004 (LHP)
 LEWIS, Fred 2012 (OF)
 LEWIS, Johnny 1965-1967 (OF)
 LIDDELL, Dave 1990 (C)
 LIDLIE, Cory 1997 (RHP)
 LIMA, Jose 2006 (RHP)

LINDEMAN, Jim 1994 (OF/1B)
 LINTON, Doug 1994 (RHP)
 LINZ, Phil 1967-1968 (2B)
 LITTLE, Mark 2002 (OF)
 LLOYD, Graeme 2003 (LHP)
 LOBATON, Jose 2018 (C)
 LOCKE, Ron 1964 (LHP)
LOCKETT, WALKER 2019- (RHP)
 LOCKWOOD, Skip 1975-1979 (RHP)
 Lo DUCA, Paul 2006-2007 (C)
 LOLICH, Mickey 1976 (LHP)
 LONEY, James 2016 (IF)
 LOMBARDI, Phil 1989-1990 (C)
 LOMON, Kevin 1995 (RHP)
 LONG, Terrence 1998-1999 (OF)
 LOOPER, Braden 2004-2005 (RHP)
 LOPEZ, Luis 1997-1999 (IF)
LOWRIE, JED 2019- (IF)
LUGO, SETH 2016- (RHP)
 LUPLOW, Al 1966-1967 (OF)
 LUTZ, Zach 2012-2013 (IF)
 LYNCH, Ed 1980-1986 (RHP)
 LYON, Brandon 2013 (OF)
 LYONS, Barry 1986-1990 (C)

M (110)

MacDONALD, Bob 1996 (LHP)
 MacKENZIE, Ken 1962-1963 (LHP)
 MACHADO, Julio 1989-1990 (RHP)
 MADDOX, Elliott 1978-1980 (OF)
 MADDUX, Mike 1993-1994 (RHP)
 MAGADAN, Dave 1986-1992 (IF)
 MAHOMES, Pat 1999-2000 (RHP)
 MAINE, John 2006-2010 (RHP)
 MANGUAL, Pepe 1976-1977 (OF)
 MANKOWSKI, Phil 1980, 1982 (3B)
 MANN, Jim 2000 (RHP)
 MANTILLA, Felix 1962 (IF)
 MANUEL, Barry 1997 (RHP)
 MANZANILLO, Josias 93-95, 98-99 (RHP)
 MARCUM, Shaun 2013 (RHP)
 MARRERO, Eli 2006 (C)
 MARSHALL, Dave 1970-1972 (OF)
 MARSHALL, Jim 1962 (1B)
 MARSHALL, Mike 1981 (RHP)
 MARSHALL, Mike A. 1990 (OF)
 MARTIN, J.C. 1968-1969 (C)
 MARTIN, Jerry 1984 (OF)
 MARTIN, Tom 2001 (LHP)
 MARTINEZ, Fernando 2009-11 (OF)
 MARTINEZ, Pedro A. 1996 (LHP)
 MARTINEZ, Pedro J. 2005-08 (RHP)
 MARTINEZ, Ramon 2008-2009 (IF)
 MARTINEZ, Teddy 1970-1974 (IF)
 MASON, Roger 1994 (RHP)
 MATLACK, Jon 1971-1977 (LHP)
 MATSUI, Kazuo 2004-2006 (IF)
 MATSUZAKA, Daisuke 2013-2014 (RHP)
 MATTHEWS JR., Gary 2002, 2010 (OF)
 MATTHEWS, Mike 2005 (LHP)
MATZ, STEVEN 2015- (LHP)
 MAY, Jerry 1973 (C)
 MAYBERRY, John 2015 (OF)
 MAZZA, Chris 2019 (RHP)
 MAYNE, Brent 1996 (C)
 MAYS, Willie 1972-1973 (OF)
 MAZZILLI, Lee 1976-81, 86-89 (OF)
 McANDREW, Jim 1968-1973 (RHP)
 McClURE, Bob 1988 (LHP)
 McCRAY, Rodney 1992 (OF)
 McDANIEL, Terry 1991 (OF)

McDOWELL, Roger 1985-1989 (RHP)
 McELROY, Chuck 1999 (LHP)
 McEWING, Joe 2000-2004 (IF/OF)
 McGOWAN, Kevin 2017 (RHP)
 McGRAW, Tug 1965-67, 69-74 (LHP)
 McGUIRE, Ryan 2000 (OF)
 McHUGH, Collin 2012-2013 (RHP)
 McKNIGHT, Jeff 1989, 1992-94 (IF)
 McMICHAEL, Greg 1997-1999 (RHP)
 McMILLAN, Roy 1964-1966 (IF)
McNEIL, JEFF 2018- (IF/OF)
 McRAE, Brian 1997-1999 (OF)
 McREYNOLDS, Kevin 87-91, 94 (OF)
 MEDICH, George 1977 (RHP)
 MEJIA, Jenry 2010-2015 (RHP)
 MENDOZA, Carlos 1997 (OF)
 MERCADO, Orlando 1990 (C)
 MESORACO, Devin 2018 (C)
 METZGER, Butch 1978 (RHP)
 MIDDLEBROOK, Jason 2002 (RHP)
 MIENTKIEWICZ, Doug 2005 (IF)
 MILLAN, Felix 1973-1977 (2B)
 MILLEDGE, Lastings 2006-2007 (OF)
 MILLER, Bob G. 1962 (LHP)
 MILLER, Bob L. 1962, 1973-74 (RHP)
 MILLER, Dyar 1980-1981 (RHP)
 MILLER, Keith 1987-1991 (IF/OF)
 MILLER, Larry 1965-1966 (LHP)
 MILLIARD, Ralph 1998 (IF)
 MILLIGAN, Randy 1987 (OF)
 MILNER, John 1971-1977 (OF)
 MILONE, Tommy 2017 (LHP)
 MINOR, Blas 1995-1996 (RHP)
 MISCH, Pat 2009-2011 (LHP)
 MITCHELL, John 1986-1989 (RHP)
 MITCHELL, Kevin 1984, 1986 (OF)
 MIZELL, Wilmer 1962 (LHP)
 MLICKI, Dave 1995-1998 (RHP)
 MOFORD, Herb 1962 (RHP)
 MOLINA, Gustavo 2008 (C)
 MONELL, Johnny 2015 (C)
 MONTANEZ, Willie 1978-1979 (1B)
 MONTERO, Rafael 2014-2018 (RHP)
 MOOCK, Joe 1967 (3B)
 MOORE, Tommy 1972-1973 (RHP)
 MOORHEAD, Bob 1962, 1965 (RHP)
 MORA, Melvin 1999-2000 (OF)
 MORALES, Jerry 1980 (OF)
 MORAN, Al 1963-1964 (IF)
 MORENO, Jose 1980 (IF)
 MORENO, Orber 2003-2004 (RHP)
 MORGAN, Kevin 1997 (IF)
 MORRIS, Akeel 2015 (RHP)
 MOTA, Guillermo 2006-2007 (RHP)
 MUNIZ, Carlos 2007-2008 (RHP)
 MUNO, Danny 2015 (IF)
 MURPHY, Bill 1966 (OF)
 MURPHY, Daniel 2008-2015 (IF)
 MURRAY, Dan 1999 (RHP)
 MURRAY, Dale 1978-1979 (RHP)
 MURRAY, Eddie 1992-1993 (IF)
 MUSGRAVES, Dennis 1965 (RHP)
 MUSSELMAN, Jeff 1989-1990 (LHP)
 MYERS, Randy 1985-1989 (LHP)
 MYRICK, Bob 1976-1978 (LHP)

N (22)

NADY, Xavier 2006 (OF)
 NAPOLEON, Dan 1965-1966 (OF)
 NAVARRO, Tito 1993 (IF)
 NEAL, Charlie 1962-1963 (IF)

NEWHAN, David 2007 (OF)
 NICKEAS, Mike 2010-2012 (C)
NIDO, TOMÁS 2017- (C)
 NIEMANN, Randy 1985-1986 (LHP)
 NIESE, Jonathon 2008-2016 (LHP)
 NIEUWENHUIS, Kirk 2012-2015 (OF)
 NIEVE, Fernando 2009-2010 (RHP)
NIMMO, BRANDON 2016- (OF)
 NITKOWSKI, CJ 2001 (LHP)
 NIXON, Trot 2008 (OF)
 NOBOA, Junior 1992 (IF)
NOGOSEK, STEPHEN 2019- (RHP)
 NOLAN, Joe 1972 (C)
 NOMO, Hideo 1998-1999 (RHP)
 NORMAN, Dan 1977-1980 (OF)
 NUNEZ, Abraham 2008 (IF)
 NUNEZ, Edwin 1988 (RHP)
 NUNNALLY, Jon 2000 (OF)

O (23)

O'BRIEN, Charlie 1990-1993 (C)
 O'FLAHERTY, Eric 2015 (LHP)
 O'CONNOR, Mike 2011 (LHP)
 O'DAY, Darren 2009 (RHP)
 O'MALLEY, Tom 1989-1990 (IF)
 OCHOA, Alex 1995-1997 (OF)
 OFFERMAN, Jose 2005 (IF)
 OJEDA, Bob 1986-1990 (LHP)
 OLERUD, John 1997-1999 (IF)
 OLIVER, Darren 2006 (LHP)
 OLSON, Garrett 2012 (LHP)
 OQUENDO, Jose 1983-1984 (IF)
 ORDONEZ, Rey 1996-2002 (IF)
 OROSCO, Jesse 1979, 81-87 (LHP)
 ORSULAK, Joe 1993-1995 (OF)
 ORTIZ, Junior 1981-1983 (C)
 O'ROURKE, Ryan 2019 (LHP)
 OSTROSSER, Brian 1973 (SS)
OSWALT, COREY 2018- (RHP)
 OTERO, Ricky 1995 (OF)
 OTIS, Amos 1967, 1969 (OF)
 OWENS, Henry 2006 (RHP)
 OWNBEY, Rick 1982-1983 (RHP)

P (44)

PACELLA, John 1977, 1979-80 (RHP)
 PACIOREK, Tom 1985 (OF)
 PADILLA, Juan 2005-2008 (RHP)
 PAGAN, Angel 2008-2011 (OF)
 PANIK, Joe 2019 (IF)
 PAQUETTE, Craig 1998 (IF)
 PARK, Chan Ho 2007 (RHP)
 PARKER, Harry 1973-1975 (RHP)
 PARKER, Rick 1994 (OF)
 PARNELL, Bobby 2008-2015 (RHP)
 PARRA, Jose 2004 (RHP)
 PASCUCCI, Valentino 2011 (OF)
 PARSONS, Tom 1964-1965 (RHP)
 PAULINO, Ronny 2011 (C)
 PAYTON, Jay 1998-2002 (OF)
 PECOTA, Bill 1992 (IF)
 PEDRIQUE, Al 1987 (IF)
 PELFREY, Mike 2006-2012 (RHP)
 PEMBERTON, Brock 1974-1975 (1B)
 PENA, Alejandro 1990-1991 (RHP)
 PEREZ, Timo 2000-2003 (OF)
 PEREZ, Oliver 2006-2010 (LHP)
 PEREZ, Yorkis 1997 (LHP)
 PERSON, Robert 1995-1996 (RHP)
 PETAGINE, Roberto 1996-1997 (1B)

PETERSON, Tim 2018-2019 (RHP)
 PFEIL, Bob 1969 (3B)
 PHILLIPS, Andy 2008 (IF)
 PHILLIPS, Tony 1998 (OF)
 PHILLIPS, Jason 2001-2004 (C)
 PHILLIPS, Mike 1975-1977 (IF)
 PIAZZA, Mike 1998-2005 (C)
 PIERSALL, Jim 1963 (OF)
 PIGNATANO, Joe 1962 (C)
 PILL, Tyler 2017 (RHP)
 PLAWECKI, Kevin 2015-2018 (C)
 POUNDERS, Brooks 2019 (RHP)
 POWELL, Grover 1963 (LHP)
 PRATT, Todd 1997-2001 (C)
 PRIDIE, Jason 2011 (OF)
 PUIG, Rich 1974 (IF)
 PULEO, Charlie 1981-1982 (RHP)
 PULSIPHER, Bill 1995-98, 2000 (LHP)
 PUTZ, J.J. 2009 (RHP)

Q (1)

QUINTANILLA, Omar 2012-2014 (IF)

R (60)

RAJUSICH, Gary 1982-1983 (1B)
 RAMIREZ, Elvin 2012 (RHP)
 RAMIREZ, Mario 1980 (IF)
 RAMIREZ, Neil 2017 (RHP)
 RAMIREZ, Ramon 2012 (RHP)
 RAMOS, A.J. 2017-2018 (RHP)
RAMOS, WILSON 2019- (C)
 RANDLE, Lenny 1977-1978 (IF)
 RANDOLPH, Willie 1992 (IF)
 RAUCH, Bob 1972 (RHP)
 RAUCH, Jon 2012 (RHP)
 REARDON, Jeff 1979-1981 (RHP)
 RECKER, Anthony 2013-2015 (C)
 REDDING, Tim 2009 (RHP)
 REDMAN, Prentice 2003 (OF)
 REED, Addison 2015-2017 (RHP)
 REED, Darren 1990 (OF)
 REED, Jeremy 2009 (OF)
 REED, Steve 2002 (RHP)
 REED, Rick 1997-2001 (RHP)
 REINHEIMER, Jack 2018 (IF)
 RELAFORD, Desi 2001 (IF)
 REMLINGER, Mike 1994-1995 (LHP)
 RENIFF, Hal 1967 (RHP)
 REYES, Argenis 2008 (IF)
 REYES, José 2003-2011, 2016-2018 (IF)
 REYNOLDS, Matt 2016-2017 (IF)
 REYNOLDS, Ronn 1982-83, 1985 (C)
 REYNOLDS, Tom 1967 (OF)
 REYNOSO, Armando 1997-98 (RHP)
RHAME, JACOB 2017- (RHP)
 RIBANT, Dennis 1964-1966 (RHP)
 RICHARDSON, Gordon 1965-66 (LHP)
 RIGGAN, Jerrod 2000-2001 (RHP)
 RICE, Scott 2013-2014 (LHP)
 RINCON, Ricardo 2008 (LHP)
 RING, Royce 2005-2006 (LHP)
 RIVERA, Luis 1994 (IF)
 RIVERA, René 2016-2017, 2019 (C)
 RIVERA, T.J. 2016-2017 (IF)
 ROACH, Jason 2003 (RHP)
 ROBERSON, Kevin 1996 (OF)
 ROBERTS, Dave 1981 (LHP)
 ROBERTS, Grant 2000-2004 (RHP)
 ROBLES, Hansel 2015-2018 (RHP)
 RODRIGUEZ, Francisco 2009-11 (RHP)

RODRIGUEZ, Rich 2000 (LHP)
 ROGERS, Kenny 1999 (LHP)
 ROHR, Les 1967-1969 (LHP)
 ROJAS, Mel 1997-1998 (RHP)
 ROSADO, Luis 1977, 1980 (1B)
ROSARIO, AMED 2017- (IF)
 ROSE, Brian 2001 (RHP)
 ROSE, Don 1971 (RHP)
 ROTTINO, Vinny 2012 (C)
 ROWE, Don 1963 (LHP)
 RUGGIANO, Justin 2016 (OF)
 RUSCH, Glendon 1999-2001 (LHP)
 RUSTECK, Dick 1966 (LHP)
 RYAN, Nolan 1966, 1968-71 (RHP)

S (106)

SABERHAGEN, Bret 1992-95 (RHP)
 SADECKI, Ray 1970-74, 1977 (LHP)
 SALAS, Fernando 2016-2017 (RHP)
 SAMBITO, Joe 1985 (LHP)
 SAMUEL, Amado 1964 (IF)
 SAMUEL, Juan 1989 (IF)
 SANCHEZ, Duane 2006-2008 (RHP)
 SANCHEZ, Rey 2003 (IF)
 SANDERS, Ken 1975-1976 (RHP)
 SANTANA, Johan 2008-2013 (LHP)
 SANTANA, Rafael 1984-1987 (SS)
 SANTIAGO, Héctor 2019 (LHP)
 SANTIAGO, Jose 2005 (RHP)
 SANTOS, Omir 2009 (C)
 SASSER, Mackey 1988-1992 (C)
 SATIN, Josh 2011-2014 (IF)
 SAUNDERS, Doug 1993 (IF)
 SAUVEUR, Rich 1991 (LHP)
 SCARCE, Mac 1975 (LHP)
 SCHAFFER, Jim 1965 (C)
 SCHATZEDER, Dan 1990 (LHP)
 SCHIRALDI, Calvin 1984-1985 (RHP)
 SCHMELZ, Al 1967 (RHP)
 SCHNECK, Dave 1972-1974 (OF)
 SCHNEIDER, Brian 2008-2009 (C)
 SCHOENEWEIS, Scott 2007-08 (LHP)
 SCHOFIELD, Dick 1992 (SS)
 SCHOUREK, Pete 1991-1994 (LHP)
 SCHREIBER, Ted 1963 (IF)
 SCHULZE, Don 1987 (RHP)
 SCHWINDEN, Chris 2011-12 (RHP)
 SCOTT, Mike 1979-1982 (RHP)
 SCUTARO, Marco 2002-2003 (IF)
 SEARAGE, Ray 1981 (LHP)
 SEAVER, Tom 1967-77, 1983 (RHP)
 SEGULI, David 1994-1995 (1B)
 SELE, Aaron 2007 (RHP)
 SELMA, Dick 1965-1968 (RHP)
 SEMINARA, Frank 1994 (RHP)
 SEO, Jae 2002-2005 (RHP)
SEWALD, PAUL 2017- (RHP)
 SHAMSKY, Art 1968-1971 (OF)
 SHAW, Bob 1966-1967 (RHP)
 SHAW, Don 1967-1968 (LHP)
 SHEFFIELD, Gary 2009 (OF)
 SHERRY, Norm 1963 (C)
 SHINJU, Tsuyoshi 2001, 2003 (OF)
 SHIPLEY, Craig 1989 (IF)
 SHIRLEY, Bart 1967 (2B)
 SHOPPACH, Kelly 2012 (C)
 SHORT, Bill 1968 (LHP)
 SIEBERT, Paul 1977-1978 (LHP)
 SIMONS, Doug 1991 (LHP)
 SINGLETON, Ken 1970-1971 (OF)
 SISK, Doug 1982-1987 (RHP)



Rusty Staub

SMITH, Bobby Gene 1962 (OF)
 SMITH, Charley 1964-1965 (3B)
 SMITH, Dick 1963-1964 (OF)
SMITH, DOMINIC 2017- (IF/OF)
SMITH, DREW 2018- (RHP)
 SMITH, Joe 2007-2008 (RHP)
 SMITH, Pete 1994 (RHP)
 SMOKER, Josh 2016-2017 (LHP)
 SNEAD, Esix 2002-2003 (OF)
 SNIDER, Duke 1963 (OF)
 SPAHN, Warren 1965 (LHP)
 SOLER, Alay 2006 (RHP)
 SOSA, Jorge 2007-2008 (RHP)
 SPEHR, Tim 1998 (C)
 SPENCER, Shane 2004 (OF)
 SPIERS, Bill 1995 (IF)
 SPRINGER, Steve 1992 (IF)
 SPRINGER, Dennis 2000 (RHP)
 STAHL, Larry 1967-1968 (OF)
 STAIGER, Roy 1975-1977 (3B)
 STALLARD, Tracy 1963-1964 (RHP)
 STANTON, Leroy 1970-1971 (OF)
 STANTON, Mike 2003-2004 (LHP)
 STAUFFER, Tim 2015 (RHP)
 STAUB, Rusty 1972-75, 81-85 (OF)
 STEARNS, John 1975-1984 (C)
 STEPHENSON, John 1964-1966 (C)
 STERLING, Randy 1974 (RHP)
 STINNETT, Kelly 1994-95, 2006 (C)
 STINSON, JOSH 2011 (RHP)
 STOKES, Brian 2008-2009 (RHP)
 STURDIVANT, Tom 1964 (RHP)
 STONER, Tobi 2009-2010 (RHP)
 STRANGE, Pat 2002-2003 (RHP)
 STRAWBERRY, Darryl 1983-90 (OF)
 STRICKLAND, Scott 2002-2004 (RHP)
 STROHMAYER, John 1973-74 (RHP)
 STROM, Brent 1972 (LHP)
STROMAN, MARCUS 2019- (RHP)
 STUART, Dick 1966 (1B)
 STURDIVANT, Tom 1964 (RHP)
 SUDAKIS, Bill 1972 (C)
 SULLIVAN, Cory 2009 (OF)
 SULLIVAN, John 1967 (C)
 SUTHERLAND, Darrell 1964-1966 (RHP)
 SWAN, Craig 1973-1984 (RHP)
 SWARZAK, Anthony 2018 (RHP)
 SWITZER, Jon 2009 (LHP)
 SWEET, Rick 1982 (C)
 SWOBODA, Ron 1965-1970 (OF)
SYNDERGAARD, NOAH 2015- (RHP)

T (54)

TABLER, Pat 1990 (OF)
 TAIJERON, Travis 2017 (OF)
 TAKAHASHI, Hisanori 2010 (LHP)
 TAKAHASHI, Ken 2009 (LHP)
 TAKATSU, Shingo 2005 (RHP)
 TAM, Jeff 1998-1999 (RHP)
 TANANA, Frank 1993 (LHP)
 TAPANI, Kevin 1989 (RHP)
 TARASCO, Tony 2002 (OF)
 TATE, Randy 1975 (RHP)
 TATIS, Fernando 2008-2010 (OF)
 TATUM, Jim 1998 (OF)
 TAVERAS, Frank 1979-1981 (SS)
 TAYLOR, Billy 1999 (LHP)
 TAYLOR, Hawk 1964-1967 (C)
 TAYLOR, Chuck 1972 (RHP)
 TAYLOR, Ron 1967-1971 (RHP)
 TAYLOR, Sammy 1962-1963 (C)
 TEAGARDEN, Taylor 2014 (C)
 TEJADA, Rubén 2010-2015, 2019 (IF)
 TELGHEDER, Dave 1993-1995 (RHP)
 TEMPLETON, Garry 1991 (IF)
 TERRELL, Walt 1982-1984 (RHP)
 TERRY, Ralph 1966-1967 (RHP)
 TEUFEL, Tim 1986-1991 (IF)
 THAYER, Dale 2011 (RHP)
 THEODORE, George 1973-74 (OF)
 THOLE, Josh 2009-2012 (C)
 THOMAS, Frank 1962-1964 (OF)
 THOMPSON, Ryan 1992-1996 (OF)
 THOMSON, John 2002 (RHP)
 THORNTON, Lou 1989-1990 (OF)
 THRONEBERRY, Marv 1962-63 (1B)
 THURMAN, Gary 1997 (OF)
 TIDROW, Dick 1984 (RHP)
 TILLMAN, Rusty 1982 (OF)
 TOCA, Jorge 1999 (OF)
 TODD, Jackson 1977 (RHP)
 TOMBERLIN, Andy 1996-1997 (OF)
 TORRE, Joe 1975-1977 (IF)
 TORRES, Andres 2012 (OF)
 TORRES, Alex 2015 (LHP)
 TORRES, Carlos 2013-2015 (RHP)
 TORREZ, Mike 1983-1984 (RHP)
 TORVE, Kelvin 1990-1991 (1B)
 TOVAR, Wilfredo 2013-2014 (IF)
 TRACHSEL, Steve 2001-2006 (RHP)
 TRAMMELL, Bubba 2000 (OF)
 TREVINO, Alex 1978-1981, 1990 (C)
 TRLICEK, Rick 1996; 1997-98 (RHP)
 TUCKER, Michael 2006 (OF)

TURNER, Justin 2010-2013 (IF)
 TWITCHELL, Wayne 1979 (RHP)
 TYNER, Jason 2000 (OF)

U (3)
 UNSER, Del 1975-1976 (OF)
 URDANETA, Lino 2007 (RHP)
 URIBE, Juan 2015 (IF)

V (22)
 VAIL, Mike 1975-1977 (OF)
 VALDES, Raul 2010 (LHP)
 VALDESPIN, Jordany 2012-13 (IF)
 VALDEZ, Wilson 2009 (IF)
 VALENT, Eric 2004-2005 (OF)
 VALENTIN, John 2002 (IF)
 VALENTIN, José 2006-2008 (IF)
 VALENTINE, Bobby 1977-1978 (2B)
 VALENTINE, Ellis 1981-1982 (OF)
 VALERA, Julio 1990-1991 (RHP)
 VALVERDE, José 2014 (RHP)
 VARGAS, Claudio 2008 (RHP)
 VARGAS, Jason 2007-08, 2018-19 (LHP)
 VAUGHN, Mo 2002-2003 (1B)
 VELANDIA, Jorge 2000-2003 (IF)
 VENTURA, Robin 1999-2001 (IF)
 VERRETT, Logan 2015-2016 (RHP)
 VERYZER, Tom 1982 (SS)
 VINA, Fernando 1994 (IF/OF)
 VIOLA, Frank 1989-1991 (LHP)
 VITKO, Joe 1992 (RHP)
 VIZCAINO, José 1994-1996 (IF)

W (43)
 WAGNER, Billy 2006-2009 (LHP)
 WAHL, BOBBY 2018- (RHP)
 WAKEFIELD, Bill 1964 (RHP)
 WALKER, Chico 1992-1993 (IF/OF)
 WALKER, Neil 2016-2017 (IF)
 WALKER, Pete 1995, 2001-02 (RHP)
 WALKER, Tyler 2002-2003 (RHP)
 WALL, Donnie 2001 (RHP)
 WALLACE, Derek 1996-1999 (RHP)
 WALTER, Gene 1987 (LHP)
 WASHINGTON, Claudell 1980 (OF)
 WATSON, Allen 1999 (LHP)
 WATSON, Matt 2003 (OF)
 WEATHERS, David 2002-2004 (RHP)

WEBB, Hank 1972-1976 (RHP)
 WEIS, Al 1968-1971 (IF)
 WENDELL, Turk 1997-2001 (RHP)
 WEST, Dave 1988-1989 (LHP)
 WESTON, Mickey 1993 (RHP)
 WHEELER, Dan 2003-2004 (RHP)
 WHEELER, Zack 2013-2019 (RHP)
 WHITE, Rick 2000-2001 (RHP)
 WHITEHURST, Wally 1989-92 (RHP)
 WIGGINTON, Ty 2002-2004 (IF)
 WILK, Adam 2017 (LHP)
 WILKINS, Rick 1998 (C)
 WILLEY, Carl 1963-1965 (RHP)
 WILLHITE, Nick 1967 (LHP)
 WILLIAMS, Charlie 1971 (RHP)
 WILLIAMS, Dave 2007 (LHP)
 WILLIAMS, Gerald 2004-2005 (OF)
WILSON, JUSTIN 2019- (LHP)
 WILSON, Mookie 1980-1989 (OF)
 WILSON, Paul 1996-2000 (RHP)
 WILSON, Preston 1998 (OF)
 WILSON, Tom 2004 (C)
 WILSON, Vance 1999-2004 (C)
 WINNINGHAM, Herman 1984 (OF)
 WISE, Matt 2008 (RHP)
 WOODLING, Gene 1962 (OF)
 WOODWARD, Chris 2005-2006 (IF)
 Wright, David 2004-2018 (IF)
 WYNNE, Billy 1967 (RHP)

Y (8)
 YATES, Tyler 2002-2005 (RHP)
 YNOA, Gabriel 2016 (RHP)
 YOSHII, Masato 1998-1999 (RHP)
 YOUNG, Anthony 1991-1993 (RHP)
 YOUNG, Chris 2011-2012 (RHP)
 YOUNG, Chris 2014 (OF)
 YOUNG, JR., Eric 2013-2015 (OF)
 YOUNGBLOOD, Joel 1977-82 (OF)

Z (5)
 ZACHRY, Pat 1977-1982 (RHP)
 ZAMBRANO, Victor 2004-06 (RHP)
ZAMORA, DANIEL 2018- (LHP)
 ZEILE, Todd 2000-2001, 2004 (1B)
 ZIMMER, Don 1962 (3B)

METS CONNECTION TO JAPAN

The Mets have had 13 players born in Japan play for the team, the most for any major league team. The names and years are below.

Player.....	Year with Mets
Norichika Aoki.....	2017
Ryota Igarashi.....	2010-2011
Kazuhisa Ishii.....	2005
Takashi Kashiwada.....	1997
Satoru Komiyama.....	2002
Daisuke Matsuzaka.....	2013-2014
Kazuo Matsui.....	2004-2006

Player.....	Year with Mets
Hideo Nomo.....	1998
Tsuyoshi Shinjo.....	2001, 2003
Hisanori Takahashi.....	2010
Ken Takahashi.....	2009
Shingo Takatsu.....	2005
Masato Yoshii.....	1998-1999

METS NUMERICAL ROSTER

00

Tony Clark (2003)

0

Terry McDaniel (1992)
Rey Ordenez (1996-1997)
Omar Quintanilla (2014)

1

Richie Ashburn (1962)
Cliff Cook (1963)
Duke Carmel (1963)
Charley Smith (1964-1965)
Ed Bressoud (1966)
Jerry Buchek (1967-1968)
Kevin Collins (1969)
Bobby Pfeil (1969)
Lute Barnes (1972-1973)
Gene Clines (1975)
Leo Foster (1976-1977)
Bobby Valentine (1977-1978)
Sergio Ferrer (1979)
Mookie Wilson (1980-89, 97-02)
Lou Thornton (1990)
Chuck Carr (1990)
Vince Coleman (1991-1992)
Tony Fernandez (1993)
Kevin Baez (1993)
Fernando Vina (1994)
Ricky Otero (1995)
Lance Johnson (1996-1997)
Esix Snead (2004)
Anderson Hernandez (2005-2007)
Luis Castillo (2007-2010)
Mookie Wilson (2011)
Jordany Valdespin (2012-2013)
Chris Young (2014)
Darrell Ceciliani (2015)
Eric Young Jr. (2015)
Justin Ruggiano (2016)
Amed Rosario (2017-2019)

2

Marv Throneberry (1962-1963)
Jimmy Piersall (1963)
George Altman (1964)
Chuck Hiller (1965-1967)
Phil Linz (1967-1968)
Bob Aspromonte (1971)
Jim Fregosi (1972-1973)
Brock Pemberton (1974-1975)
Roy Staiger (1976-1977)
Tom Grieve (1978)
Phil Mankowski (1980)
Jose Oquendo (1983-1984)
Larry Bowa (1985)
Kevin Elster (1986)
Bill Almon (1987)
Mackey Sasser (1988-1992)
Wayne Housie (1993)
Doug Saunders (1993)
Damon Buford (1995)
Bobby Valentine (1985, 1996-2002)
Gary Pettis (2003-2004)
Sandy Alomar, Sr. (2005-2009)

Justin Turner (2010-2013)
Dilson Herrera (2014-2015)
Juan Uribe (2015)
Gavin Cecchini (2016-2018)
Joe Panik (2019)

3

Gus Bell (1962)
Ed Bouchee (1962)
Tim Harkness (1963-1964)
Bill Cowan (1965)
Bud Harrelson (1965-77, 82, 89-91)
Sergio Ferrer (1978)
Richie Hebner (1979)
Mario Ramirez (1980)
Mike Cabbage (1981)
Rafael Santana (1984-1987)
Junior Naboia (1992)
Darrin Jackson (1993)
Luis Rivera (1994)
Carl Everett (1995-1997)
Vance Wilson (1998-2000)
Jason Phillips (2001)
Vance Wilson (2001-2004)
Miguel Cairo (2005)
Manny Acta (2006)
Damion Easley (2007-2008)
Alex Cora (2009)
Luis Hernandez (2010)
Josh Satin (2011-2012)
Omar Quintanilla (2013)
Curtis Granderson (2014-2017)
Tomás Nido (2018-2019)

4

Charlie Neal (1962-1963)
Duke Snider (1963)
Wayne Graham (1964)
Ron Swoboda (1966-1970)
Rusty Staub (1972-1974)
Bruce Boisclair (1976-1979)
Jose Moreno (1980)
Bob Bailor (1981-1983)
Lenny Dykstra (1985-1989)
Lou Thornton (1989)
Mike Cabbage (1990-1996)
Cookie Rojas (1997-1998)
Robin Ventura (1999-2001)
John Valentin (2002)
Matt Galante (2003-2004)
Chris Woodward (2005-2006)
Ben Johnson (2007)
Anderson Hernandez (2007)
Robinson Cancel (2008)
Argenis Reyes (2008)
Wilson Valdez (2009)
Angel Berroa (2009)
Henry Blanco (2010)
Brad Emaus (2011)
Mike Nickeas (2012)
Collin Cowgill (2013)
Wilmer Flores (2013-2018)
Jed Lowrie (2019).

5

Hobie Landrith (1962)
Joe Pignatano (1962)

Norm Sherry (1963)
Chris Cannizzaro (1965)
Shaun Fitzmaurice (1966)
Sandy Alomar, Sr. (1967)
Ed Charles (1967-1969)
Joe Foy (1970)
Francisco Estrada (1971)
Jim Beauchamp (1972-1973)
Jim Gosger (1974)
Jerry Moses (1975)
Mike Plerliss (1975-1977)
Steve Henderson (1977)
Mike Howard (1981-1983)
Davey Johnson (1984-1990)
Charlie O'Brien (1991)
Jeff McKnight (1992)
Jeromy Burnitz (1993-1994)
Brook Fordyce (1995)
Chris Jones (1995-1996)
John Olerud (1997-1999)
Mark Johnson (2000, 2002)
Tsuyoshi Shinjo (2001, 2003)
David Wright (2005-2018)



David Wright

6

Jim Marshall (1962)
Cliff Cook (1962)
Rick Herrscher (1962)
Larry Burreight (1963-1964)
Bobby Klaus (1964-1965)
Lou Klimchoc (1966)
Jim Hickman (1966)
Bart Shirley (1967)
Bob W. Johnson (1967)
Al Weis (1968-1971)
Greg Harts (1973)
Rich Puig (1974)
Mike Vail (1976-1977)
Jose Cardenal (1979-1980)
Wally Backman (1981-1988)
Mike Marshall (1990)
Alex Trevino (1990)
Darren Reed (1990)
Daryl Boston (1991-1992)
Joe Orsulak (1993-1995)
Carlos Baerga (1996)
Manny Alexander (1997)
Carlos Mendoza (1997)
Rich Becker (1998)
Tony Phillips (1998)
Melvin Mora (1999-2000)
Timo Perez (2000-2003)

Ricky Gutierrez (2004)
 Gerald Williams (2004)
 Tom Wilson (2004)
 Jeff Keppinger (2004)
 Mike DiFelice (2006)
 Ruben Gotay (2007)
 Gustavo Molina (2008)
 Abraham Nunez (2008)
 Trot Nixon (2008)
 Ramon Martinez (2009)
 Nick Evans (2008-2011)
 Omar Quintanilla (2012)
 Kelly Shoppach (2012)
 Marlon Byrd (2013)
 Matt den Dekker (2013-2014)
 Pat Roessler (2015-2018)
 Jeff McNeil (2019)

7

Elio Chacon (1962)
 Chico Fernandez (1993)
 Amado Samuel (1964)
 Ed Kranepool (1965-1979)
 Hubie Brooks (1981-1984, 1991)
 John Christensen (1985)
 Kevin Mitchell (1986)
 Clint Hurdle (1987)
 Juan Samuel (1989)
 Chuck Carr (1990)
 Daryl Boston (1990)
 D.J. Dozier (1992)
 Jeff McKnight (1993)
 Bobby Wine (1993-1996)
 Charlie Greene (1996)
 Todd Pratt (1998-2001)
 Gary Bennett (2001)
 Jason Phillips (2002)
 Bob Geren (2012-2014)
 Travis d'Arnaud (2015-2016)
 José Reyes (2003-2011, 2016-2018)
 Marcus Stroman (2019)

8

Chris Cannizzaro (1962-1964)
 Yogi Berra (1965-1975)
 Dan Norman (1979-1980)
 Rick Sweet (1982)
 Phil Mankowski (1982)
 Ronn Reynolds (1982)
 John Gibbons (1984)
 Gary Carter (1985-1989)



Gary Carter

Dave Gallagher (1992-1993)
 Steve Swisher (1994-1996)
 Carlos Baerga (1997-1998)

Cookie Rojas (1999-2000)
 Desi Relaford (2001)
 Matt Galante (2002)

9

Jim Hickman (1962-1965)
 Wes Westrum (1966-1967)
 J.C. Martin (1968-1969)
 Randy Bobb (1970)
 Bill Sudakis (1972)
 George Theodore (1973-1974)
 Joe Torre (1975-1981)
 Bruce Bochy (1982)
 Mark Bradley (1983)
 Jerry Martin (1984)
 Ronn Reynolds (1985)
 Gregg Jefferies (1987-1991)
 Todd Hundley (1992-1998)
 Todd Zeile (2000-2001)
 Ty Wigginton (2002-2004)
 Craig Brazell (2004)
 Ricky Ledee (2006-2007)
 Mike DiFelice (2007)
 Marlon Anderson (2008-2009)
 Omir Santos (2009-2010)
 Ronny Paulino (2011)
 Kirk Nieuwenhuis (2012-2015)
 Brandon Nimmo (2016-2019)

10

Rod Kanehl (1962-1964)
 Kevin Collins (1965)
 Greg Goossen (1966-1968)
 Mike Jorgensen (1968)
 Duffy Dyer (1969-1974)
 Rusty Staub (1975, 1981-1985)
 Ken Henderson (1978)
 Kelvin Chapman (1979)
 Dave Magadan (1990-1991)
 Jeff Torborg (1992-1993)
 Butch Huskey (1993)
 David Segui (1994)
 Tom McGraw (1995-1996)
 Gary Thurman (1997)
 Kevin Morgan (1997)
 Roberto Petagine (1997)
 Rey Ordóñez (1998-2002)
 Rey Sanchez (2003)
 Joe Depastino (2003)
 Jeff Duncan (2004)
 Brian Buchanan (2004)
 Joe Hietpas (2004)
 Shinjo Takatsu (2005)
 Endy Chavez (2006-2008)
 Gary Sheffield (2009)
 Terry Collins (2011-2017)
 Gary DiSarcina (2018-2019)

11

Ed Bouchee (1962)
 Gene Woodling (1962)
 Duke Snider (1963)
 Roy McMillian (1964-1965)
 Wayne Garrett (1969-1976)
 Pepe Mangual (1976)
 Lenny Randle (1977-1978)
 Frank Taveras (1979-1981)
 Tom Veryzer (1982)

Mike Bishop (1983)
 Tucker Ashford (1983)
 Kelvin Chapman (1984-1985)
 Garry Templeton (1991)
 Dick Schofield (1992)
 Vince Coleman (1993)
 Rick Parker (1994)
 Aaron Ledesma (1995)
 Tim Bogar (1996)
 Cory Lidle (1997)
 Preston Wilson (1998)
 Wayne Kirby (1998)
 Shane Halter (1999)
 Jason Tyner (2000)
 Jorge Velandia (2000-2001)
 Joe McEwing (2003-2004)
 Ramon Castro (2005-2009)
 Argenis Reyes (2009)
 Anderson Hernandez (2009)
 Ruben Tejada (2010-2015)
 Tim Teufel (1986-1991, 2016)
 Norichika Aoki (2017)
 José Bautista (2018)
 Adeiny Hechivarría (2019)
 Ruben Tejada (2019)


12

Joe Ginsberg (1962)
 Sammy Drake (1962)
 Jesse Gonder (1963-1965)
 Cleon Jones (1965)
 John Stephenson (1966)
 Tommy Davis (1967)
 Ken Boswell (1968-1974)
 Jack Heidemann (1975-1976)
 Lee Mazzilli (1976)
 John Stearns (1977-84, 2000-01)
 Ron Darling (1985-1989)
 Keith Hughes (1990)
 Willie Randolph (1992, 2005-2008)
 Jeff Kent (1993-1996)
 Alvaro Espinoza (1996)
 Shawn Gilbert (1997-1998)
 Jorge Fabregas (1998)
 Shawon Dunston (1999)
 Roberto Alomar (2002-2003)
 Danny Garcia (2003)
 Jeff Francoeur (2009-2010)
 Joaquin Arias (2010)
 Scott Hairston (2011-2012)
 Juan Lagares (2013-2019)

13

Roger Craig (1963)
 Neil Allen (1981-1983)
 Clint Hurdle (1985)
 Lee Mazzilli (1986-1989)
 Jeff Musselman (1989-1990)
 Rick Cerone (1991)
 Rodney McCray (1992)
 Steve Springer (1992)
 Steve Swisher (1993)
 Jonathan Hurst (1994)
 Edgardo Alfonzo (1995-2002)
 Jorge Velandia (2003)
 Matt Ginter (2004)
 Brian Daubach (2005)
 Billy Wagner (2006-2009)
 Alex Cora (2010)

Mike Nickeas (2010-2011)
 Ronny Cedeno (2012)
 Satin, Josh (2013-2014)
 Jerry Blevins (2015)
 Asdrúbal Cabrera (2016-2018)
 Luis Guillorme (2019)



15

Al Jackson (1962-1965)
 Jerry Grote (1966-1977)
 Butch Benton (1978)
 Claudell Washington (1980)
 Dave Roberts (1981)
 Brian Giles (1981)
 George Foster (1982-1986)
 Rick Aguilera (1987-1988)
 Don Aase (1989)
 Jeff McKnight (1989)
 Ron Darling (1989-1991)
 Kevin Elster (1992)
 Darrell Johnson (1993)
 José Vizcaino (1994-1995)
 Matt Franco (1996-2000)
 Brady Clark (2002)
 Denny Walling (2003-2004)
 Richard Hidalgo (2004)
 Carlos Beltrán (2005-2011)
 Valentino Pascucci (2011)
 Fred Lewis (2012)
 Travis d'Arnaud (2013-2014)
 Bob Geren (2015)
 Matt Reynolds (2016-2017)
 Luis Guillorme (2018)

16

Bobby Gene Smith (1962)
 Sammy Taylor (1962-1963)
 Jesse Gonder (1963)
 Dick Smith (1963-1964)
 Dan Napoleon (1965-1966)
 Tom Reynolds (1967)
 Kevin Collins (1968)
 Mike Jorgensen (1969, 1971)
 Felix Millan (1973)
 Dave Schneck (1974)
 John Stearns (1975-1976)
 Lee Mazzilli (1977-1981)
 Dwight Gooden (1984-1994)
 Hideo Nomo (1998)

Derek Bell (2000)
 David Cone (2003)
 Doug Mientkiewicz (2005)
 Paul Lo Duca (2006-2007)
 Angel Pagan (2008-2011)
 Rob Johnson (2012)
 Rick Ankiel (2013)
 Daisuke Matsuzaka (2013-2014)
 Dilson Herrera (2015)
 Danny Muno (2015)
 Alejandro De Aza (2016)
 Kevin Kaczmarski (2018)
 Austin Jackson (2018)

17

Don Zimmer (1962)
 Choo Choo Coleman (1962-1963)
 Frank Lary (1964-1965)
 Dennis Ribant (1964)
 Jim Schaffer (1965)
 Dick Stuart (1966)
 Larry Elliot (1966)
 Don Bosch (1967-1968)
 Rod Gaspar (1969-1970)
 Teddy Martinez (1970, 1971-1973)
 Felix Millan (1974-1977)
 Gil Flores (1978-1979)
 Jerry Morales (1980)
 Ellis Valentine (1981-1982)
 Keith Hernandez (1983-1990)
 David Cone (1991-1992)
 Jeff McKnight (1993)
 Bret Saberhagen (1994-1995)
 Brent Mayne (1996)
 Luis Lopez (1997-1998)
 Mike Bordick (2000)
 Kevin Appier (2001)
 Satoru Komiyama (2002)
 Graeme Lloyd (2003)
 Jason Anderson (2003)
 Wilson Delgado (2004)
 Dae Sung Koo (2005)
 Jose Lima (2006)
 David Newhan (2007)
 Fernando Tatis (2008-2010)

18

Felix Mantilla (1962)
 Pumpsie Green (1963)
 Dennis Ribant (1965)
 Gary Kolb (1965)
 Al Luplow (1966-1967)
 Joe Moock (1967)
 Duffy Dyer (1968)
 Jim Gosger (1969)
 Dave Marshall (1970-1972)
 George Theodore (1973)
 Benny Ayala (1974, 1976)
 Joel Youngblood (1977-1982)
 Darryl Strawberry (1983-1990)
 Bret Saberhagen (1992-1993)
 Jeff McKnight (1994)
 Jeff Barry (1995)
 Kevin Roberson (1996)
 Takashi Kashiwada (1997)
 Craig Paquette (1998)
 Todd Haney (1998)
 Darryl Hamilton (1999-2001)
 Jeff D'Amico (2002)
 Art Howe (2003-2004)

Marlon Anderson (2005)
 José Valentín (2006)
 Moises Alou (2007-2008)
 Jeremy Reed (2009)
 Ryota Igarashi (2010-2011)
 Tim Teufel (2012-2015)
 Travis d'Arnaud (2016-2019)
 Rajai Davis (2019)

19

Ken MacKenzie (1962-1963)
 Ed Bauta (1963)
 Hawk Taylor (1964-65, 1966-67)
 John Stephenson (1965)
 Kevin Collins (1967)
 Tim Foli (1970-1971, 1978-1979)
 Tommy Moore (1972)
 Jim Gosger (1973)
 Brian Ostrasser (1973)
 Tom Hall (1975-1976)
 Luis Alvarado (1977)
 Leo Foster (1977)
 Butch Benton (1980)
 Ron Gardenhire (1981-1985)
 Bob Ojeda (1986-1990)
 Jeff Gardner (1991)
 Anthony Young (1992-1993)
 Shawn Hare (1994)
 Bill Spiers (1995)
 Jason Hardtke (1996-1997)
 Jim Tatum (1998)
 Lenny Harris (1998, 2000-2001)
 Roger Cedeno (1999, 2002-2003)
 Scott Erickson (2004)
 Heath Bell (2004-2006)
 Lino Urdaneta (2007)
 Sandy Alomar Jr. (2007)
 Jeff Conine (2007)
 Ryan Church (2008-2009)
 Cory Sullivan (2009)
 Gary Matthews, Jr. (2010)
 Mike Hessman (2010)
 Daniel Herrera (2011)
 Zach Lutz (2012-2013)
 Johnny Monell (2015)
 Jay Bruce (2016-2018)
 Sam Haggerty (2019)

20

Craig Anderson (1962-1964)
 Greg Goossen (1965)
 Choo Choo Coleman (1966)
 Bob Friend (1966)
 John Sullivan (1967)
 Tommie Agee (1968-1972)
 Jerry May (1973)
 Ike Hampton (1974)
 John Pacella (1977, 1979-1980)
 Greg Harris (1981)
 Rick Ownbey (1982-1983)
 Mike Fitzgerald (1983-1984)
 Howard Johnson (1985-93, 2008-10)
 Ryan Thompson (1994-1995)
 Roberto Petagine (1996)
 Bruce Benedict (1997-1999)
 Kurt Abbott (2000)
 Mark Johnson (2001)
 Jeromy Burnitz (2002-2003)
 Prentice Redman (2003)
 Karim Garcia (2004)

Ricky Bottalico (2004)
Victor Diaz (2005-2006)
Shawn Green (2006-2007)
Jason Pridie (2011)
Anthony Recker (2013-2015)
Neil Walker (2016-2017)
Ruben Amaro (2018)
Pete Alonso (2019)

21

Ed Kranepool (1962-1964)
Warren Spahn (1965)
Bob Moorhead (1965)
Cleon Jones (1966-1975)
Billy Baldwin (1976)
Pepe Mangual (1977)
Elliott Maddox (1978-1980)
Gary Rajsich (1982-1983)
Ross Jones (1984)
Herm Winningham (1984)
Terry Blocker (1985)
Ron Gardenhire (1986)
Kevin Elster (1987-1991)
Terrel Hansen (1992)
Kevin Bass (1992)
David Segui (1994-1995)
Bill Pulsipher (1995-1998)
Masato Yoshii (1998-1999)
Bobby M. Jones (2000, 2002)
Mark Little (2002)
Raul Gonzalez (2002-2003)
Gerald Williams (2004-2005)
Carlos Delgado (2006-2009)
Rod Barajas (2010)
Lucas Duda (2010-2017)
Todd Frazier (2018-2019)

22

Bob Moorhead (1962)
Joe Hicks (1963)
Jack Fisher (1964-1967)
Donn Clendenon (1969-1971)
Bill Cotton (1972)
Jack Aker (1974)
Bob Gallagher (1975)
Jay Kleven (1976)
Doc Medich (1977)
Dale Murray (1978-1979)
Mike Jorgensen (1980-1983)
Bobby Valentine (1984)
Ray Knight (1984-1986)
Kevin McReynolds (1987-91, 1994)
Charlie O'Brien (1992-1993)
Brett Butler (1995)
Alex Ochoa (1995-1997)
Al Leiter (1998-2004)
Royce Ring (2005)
Xavier Nady (2006)
Michael Tucker (2006)
José Valentin (2007)
Ramon Martinez (2008)
J.J. Putz (2009)
Raul Valdes (2010)
Willie Harris (2011)
Eric Young, Jr. (2013-2014)
Kevin Plawecki (2015)
Tom Goodwin (2016-2017)
Dominic Smith (2017-2019)

23

Bob G. Miller (1962)
Joe Christopher (1962-1965)
Bill Murphy (1966)
Bob Heise (1967-1968)
Leroy Stanton (1971)
Dave Schneck (1972-1973)
Teddy Martinez (1974)
Jesus Alou (1975)
Leon Brown (1976)
Doug Flynn (1977-1981)
Brian Giles (1982-1983)
Bud Harrelson (1986-1988)
Chuck Hiller (1990)
Chris Donnels (1991-1992)
Tim Bogar (1993-1995)
Bernard Gilkey (1996-1998)
Jermaine Allensworth (1998)
Pat Mahomes (1999-2000)
Brian Rose (2001)
Matt Lawton (2001)
McKay Christensen (2002)
Esix Sneed (2002)
Jason Phillips (2003-2004)
Kazuhiisa Ishii (2005)
Julio Franco (2006-2007)
Marlon Anderson (2007)
Brian Schneider (2008-2009)
Chris Carter (2010)
Blaine Boyer (2011)
Mke Baxter (2011-2013)
Taylor Teagarden (2014)
Michael Cuddyer (2015)
Dick Scott (2016-2017)
Adrián González (2018)
Matt den Dekker (2018)
Keon Broxton (2019)
Aaron Altherr (2019)

24

Bob L. Miller (1962)
Jerry Hinsley (1964)
Johnny Lewis (1965-1967)
Ed Charles (1967)
Ken Boswell (1967)
Art Shamsky (1968-1971)
Jim Beauchamp (1972)
Willie Mays (1972-73, 1974-79)
Kelvin Torve (1990)
Rickey Henderson (1999-00, 2007)
Robinson Canó (2019)

25

Frank Thomas (1962-1964)
Gary Kroll (1964)
Larry Stahl (1967-1968)
Bob W. Johnson (1967)
Amos Otis (1969)
Don Hahn (1971-1974)
Del Unser (1975-1976)
Jim Dwyer (1976)
Willie Montanez (1978-1979)
Bill Almon (1980)
Randy Jones (1981)
Charlie Puleo (1981-1982)
Danny Heep (1983-1986)
Al Pedrique (1987)
Keith Miller (1987-1991)

Bobby Bonilla (1992-1995, 1999)
Yorkis Perez (1997)
Jay Payton (1998)
Bill Pulsipher (2000)
Alex Escobar (2001)
Gary Matthews, Jr. (2002)
Scott Strickland (2002)
Don Baylor (2003)
Kazuo Matsui (2004-2006)
Pedro Feliciano (2007-2010)
Chin-lung Hu (2011)
Ricky Bones (2012-2019)

26

Herb Moford (1962)
Vinegar Bend Mizell (1962)
Galen Cisco (1992-1965)
Bob Shaw (1966-1967)
Bill Graham (1967)
Bruce Boisclair (1974)
Dave Kingman (1975-77, 1981-83)
Mike Bruher (1978)
Ray Burris (1979)
Scott Holman (1980)
Bill Robinson (1984)
Terry Leach (1985-1989)
Kevin Tapani (1989)
Frank Viola (1989)
Alejandro Pena (1990-1991)
Barry Foote (1992-1993)
Ced Landrum (1993)
Rico Brogna (1994-1996)
Barry Manuel (1997)
Ralph Milliard (1998)
Terrence Long (1999)
Billy Taylor (1999)
Jon Nunnally (2000)
David Lamb (2000)
Jason Phillips (2001)
Marco Scutaro (2002-2003)
Jae Seo (2004-2005)
Orlando Hernandez (2006-2008)
Ramon Martinez (2009)
Fernando Martinez (2009-2011)
Tom Goodwin (2012-2015)
Kevin Plawecki (2016-2018)
Mickey Callaway (2019)

27

Larry Foss (1962-1963)
Tom Parsons (1964-1965)
Jim Hickman (1966)
Dallas Green (1966)
Don Cardwell (1967-1970)
Dean Chance (1970)
Craig Swan (1973-1984)
Bruce Berenyi (1984)
Wes Gardner (1984-1985)
Stanley Jefferson (1986)
Randy Milligan (1987)
Bob McClure (1987)
Tom O'Malley (1989-1990)
Chuck Carr (1991)
Tom McGraw (1992-1994)
Pete Harnisch (1995-1997)
Dennis Cook (1998-2001)
Mark Corey (2001-2002)
Jason Middlebrook (2002-2003)
Mike Glavine (2003)
Todd Zeile (2004)

Mike Matthews (2005)
 Mike Jacobs (2005)
 Darren Oliver (2006)
 Carlos Gomez (2007)
 Nelson Figueroa (2008-2009)
 Frank Catalanotto (2010)
 Jesus Feliciano (2010)
 Pedro Beato (2011)
 Jeury Familia (2012-2019)

28

Sherman Jones (1962)
 Carl Willey (1963-1965)
 Jim Bethke (1995)
 Bill Hepler (1966)
 Amos Otis (1967)
 Bob Heise (1969)
 John Milner (1971-1977)
 Dwight Bernard (1978-1979)
 Wally Backman (1980)
 Mike Marshall (1981)
 Scott Holman (1982-1983)
 Bobby Valentine (1984)
 Bill Robinson (1985-1989)
 Darren Reed (1990)
 Tom Herr (1990-1991)
 Dave LaRoche (1992-1993)
 Bobby J. Jones (1993-2000)
 Scott Strickland (2003)
 Juan Padilla (2005)
 Jeff Conine (2007)
 Sandy Alomar, Jr. (2007)
 Brandon Knight (2008)
 Daniel Murphy (2008-2015)
 James Loney (2016)
 Travis Tajjeron (2017)
 Phillip Evans (2018)
 J.D. Davis (2019)

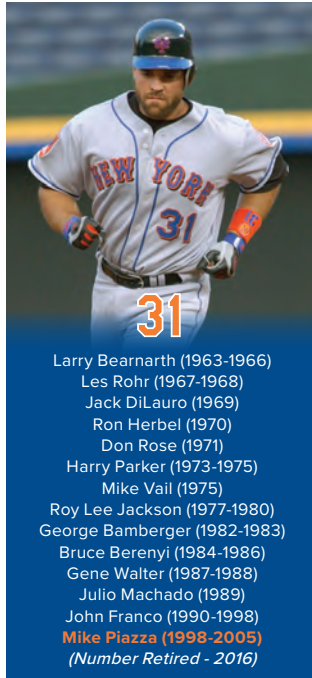
29

John DeMerit (1962)
 Williard Hunter (1962)
 Don Rowe (1963)
 Craig Anderson (1963)
 Rob Gardner (1965-1966)
 Nick Willhite (1967)
 Danny Frisella (1967-1969)
 Bob D. Johnson (1969)
 Ken Singleton (1970-1971)
 Rich Chiles (1973)
 Hank Webb (1974-1975)
 Mickey Lolich (1976)
 Alex Trevino (1978-1981)
 Tom Gorman (1982-1985)
 Tim Corcoran (1986)
 Dave Magadan (1986-1989, 1992)
 Frank Viola (1990-1991)
 Frank Tanana (1993)
 Jim Lindeman (1994)
 Jason Isringhausen (1995)
 Robert Person (1995-1996)
 Steve Bieser (1997)
 Masato Yoshii (1998)
 Octavio Dotel (1998-1999)
 Eric Cammack (2000)
 Steve Trachsel (2001-2006)
 Jorge Sosa (2007-2008)
 Andy Phillips (2008)
 Chris Aguila (2008)

Gustavo Molina (2008)
 Emil Brown (2009)
 Robinson Cancel (2009)
 Andy Green (2009)
 Tobi Stoner (2009-2010)
 Ike Davis (2010-2014)
 Eric Campbell (2014-2016)
 Tommy Milone (2017)
 Devin Mesoraco (2018)
 Brad Brach (2019)

30

Dennis Ribant (1965-1966)
 Nolan Ryan (1967-1971)
 Hank Webb (1973, 1976)
 Bob L. Miller (1973-1974)
 Jackson Todd (1977)
 Mike Scott (1979-1982)
 Mike Torrez (1983-1984)
 Mel Stottlemyre (1985-1993)
 Doug Linton (1994)
 Alberto Castillo (1995-1998)
 Allen Watson (1999)
 Jorge Toca (1999-2001)
 Cliff Floyd (2003-2006)
 Aaron Sele (2007)
 Raul Casanova (2008)
 Josh Thole (2009-2012)
 David Aardsma (2013)
 Andrew Brown (2014)
 Michael Conforto (2015-2019)



Larry Bearnarth (1963-1966)
 Les Rohr (1967-1968)
 Jack DiLauro (1969)
 Ron Herbel (1970)
 Don Rose (1971)
 Harry Parker (1973-1975)
 Mike Vail (1975)
 Roy Lee Jackson (1977-1980)
 George Bamberger (1982-1983)
 Bruce Berenyi (1984-1986)
 Gene Walter (1987-1988)
 Julio Machado (1989)
 John Franco (1990-1998)
Mike Piazza (1998-2005)
(Number Retired - 2016)

32

Jack Hamilton (1966-1967)
 Hal Reniff (1967)
 Dean Chance (1970)
 Jon Matlack (1971-1977)

Tom Hausman (1978-1982)
 Carlos Diaz (1982-1983)
 Dick Tidrow (1984)
 Kevin Mitchell (1984)
 Rick Anderson (1986)
 Tom Edens (1987)
 Mark Carreon (1987-1989)
 Doc Edwards (1990-1991)
 Bill Pecota (1992)
 John Stephenson (1993)
 Pete Smith (1994)
 Paul Wilson (1996)
 Mike Hampton (2000)
 Brett Hinchliffe (2001)
 Bruce Chen (2001-2002)
 Tyler Yates (2002)
 Mike Stanton (2003-2004)
 Danny Graves (2005)
 Jeremi Gonzalez (2006)
 Eli Marrero (2006)
 Dave Williams (2006-2007)
 Carlos Muniz (2008-2009)
 Jenrry Mejia (2010-2012)
 LaTroy Hawkins (2013)
 John Lannan (2014)
 Steven Matz (2015-2019)

33

Ron Hunt (1963-1966)
 Chuck Estrada (1967)
 Bob Hendley (1967)
 Billy Connors (1968)
 Les Rohr (1969)
 Ray Sadecki (1970-1974, 1977)
 Mac Scarce (1975)
 Ken Sanders (1975-1976)
 Dan Norman (1977-1978)
 Pete Falcone (1979-1982)
 Clint Hurdle (1983)
 Bill Latham (1985)
 Barry Lyons (1986-1990)
 Charlie O'Brien (1990)
 Anthony Young (1991)
 Eddie Murray (1992-1993)
 Kelly Stinnett (1994-1995)
 Andy Tomberlin (1996-1997)
 Tim Spehr (1998)
 Mike Kinkade (1998-2000)
 Bubba Trammell (2000)
 Donne Wall (2001)
 Mike Bacsik (2002-2004)
 Tyler Yates (2004)
 Mike DiFelice (2005)
 Jose Santiago (2005)
 John Maine (2006-2010)
 Taylor Buchholz (2011)
 Vinny Rottino (2012)
 Matt Harvey (2012-2018)
 Héctor Santiago (2019)

34

Dave Hillman (1962)
 Jimmy Piersall (1963)
 Cleon Jones (1963-1965)
 Dennis Musgraves (1965)
 Gerry Arrigo (1966)
 Nolan Ryan (1966)
 Jack Lamabe (1967)
 Cal Koonce (1967-1970)
 Danny Frisella (1970-1972)

Phil Hennigan (1973)
 Bob Apodaca (1973-77, 1997-99)
 Ray Burriss (1980)
 Ed Lynch (1981)
 Rusty Tillman (1982)
 Junior Ortiz (1983-1984)
 Sam Perlozzo (1987-1989)
 Mario Diaz (1990)
 Julio Valera (1990-1991)
 Chico Walker (1994)
 Frank Seminara (1994)
 Blas Minor (1995-1996)
 Rick Trlicek (1996)
 Mac Suzuki (1999)
 Chuck McElroy (1999)
 Dennis Springer (2000)
 Jerrod Riggan (2000)
 Tom Martin (2001)
 Pedro Astacio (2002-2003)
 Ricky Bottalico (2004)
 Kris Benson (2004-2005)
 Jorge Julio (2006)
 Mike Pelfrey (2006-2012)
 Brandon Lyon (2013)
 Noah Syndergaard (2015-2019)

35


Ray Daviault (1962)
 Larry Miller (1965-1966)
 Don Shaw (1967-1968)
 Billy Wynne (1967)
 Jon Matlack (1970)
 Charlie Williams (1971)
 Joe Nolan (1972)
 Randy Sterling (1974)
 Roy Staiger (1975)
 Luis Rosado (1977)
 Dock Ellis (1979)
 Ed Lynch (1980-1981)
 Randy Jones (1981-1982)
 John Christensen (1984-1985)
 Joe Sambito (1985)
 Billy Beane (1985)
 Kevin Mitchell (1986)
 John Gibbons (1986-1987)
 Craig Shipley (1989)
 Orlando Mercado (1990)
 Pat Tabler (1990)
 Lee Guetterman (1992)
 Kenny Grier (1993)
 Doug Henry (1995-1996)
 Rick Reed (1997-2001)
 David Weathers (2002-2004)
 Mike DeJean (2004-2005)
 Jose Offerman (2005)
 Jerry Manuel (2006)
 Joe Smith (2007-2008)
 Lance Broadway (2009)
 Mike Jacobs (2010)
 Dillon Gee (2010-2015)
 Logan Verrett (2015-2016)
 Adam Wilk (2017)
 Jacob Rhamo (2017-2019)



36

Jerry Koosman (1967-1978)
(Number Retired - 2020)

Sherman Jones (1962)
 Bob G. Miller (1962)
 Tracy Stallard (1963-1964)
 Roger Craig (1963)
 Jim Bethke (1965)
 Wayne Twitchell (1979)
 Mark Bombback (1980)
 Dan Boitano (1981)
 Ed Lynch (1982-1986)
 Manny Hernandez (1989)
 Dave Liddell (1990)
 Kevin Baez (1990, 1992)
 Tony Castillo (1991)
 Tito Navarro (1993)
 Mike Birkbeck (1995)
 Don Florence (1995)
 Greg McMichael (1997-1999)
 Jeff Tam (1998)
 Grant Roberts (2000-2004)
 Manny Aybar (2005)
 Henry Owens (2006)
 Kelly Stinnett (2006)
 Chip Ambres (2007)
 Willie Collazo (2007-2008)
 Al Reyes (2008)
 Darren O'Day (2009)
 Ken Takahashi (2009)
 Manny Acosta (2010)
 Dale Thayer (2011)
 Collin McHugh (2012-2013)
 Juan Centeno (2013-2014)
 Sean Gilmartin (2015-2017)
 Mickey Callaway (2018-2019)



37

Casey Stengel (1962-1965)
(Number Retired - 1965)

38

Roger Craig (1962-1963)
 Ed Bauta (1964)
 Willard Hunter (1964)
 Dave Eilers (1965-1966)
 Ralph Terry (1966-1967)
 Dennis Bennett (1967)
 Billy Wynne (1967)
 Billy Connors (1967)
 Al Jackson (1968-1969)
 Jesse Hudson (1969)
 Rich Folkers (1970)
 Buzz Capra (1971-1973)
 Jerry Cram (1974-1975)
 Skip Lockwood (1975-1979)
 Tim Leary (1981-1984)
 Rick Aguilera (1985-1986, 1989)
 Bob L. Gibson (1987)
 Blaine Beatty (1989-1991)
 Pat Howell (1992)
 Dave Telgheder (1993-1994)
 Dave Mlicki (1995-1998)
 Jeff Tam (1998-1999)
 Jerrod Riggan (2001)
 Jae Seo (2002)
 Pat Strange (2002-2003)
 James Baldwin (2004)
 Victor Zambrano (2004-2006)
 Carlos Muniz (2007)
 Matt Wise (2008)
 Fernando Nieve (2009-2010)
 Chris Capuano (2011)
 Garrett Olson (2012)
 Shaun Marcum (2013)
 Vic Black (2013-2014)
 Dan Warthen (2016-2017)
 Anthony Swarzak (2018)
 Justin Wilson (2019)

39

Steve Dillon (1963-1964)
 Dick Selma (1965-1968)
 Gary Gentry (1969-1972)
 Tommy Moore (1973)
 John Strohmayr (1973-1974)
 Nino Espinosa (1975-1978)
 Hubie Brooks (1980)
 Doug Sisk (1982-1987)
 Phil Lombardi (1989)
 Kelvin Torve (1990-1991)
 Rich Sauveur (1991)
 Jeff Kent (1992)
 Josias Manzanillo (1993-95, 98-99)
 Juan Acevedo (1997)
 Rick Wilkins (1998)
 Benny Agbayani (1998)
 Jim Mann (2000)
 Dicky Gonzalez (2001)
 Steve Reed (2002)
 Dan Wheeler (2003-2004)
 Vic Darenbourg (2004)
 Roberto Hernandez (2005-2006)
 Pedro Feliciano (2006)
 Jon Adkins (2007)
 Jason Vargas (2008)
 Claudio Vargas (2008)
 Bobby Parnell (2008-2015)
 Jerry Blevins (2016-2018)
 Edwin Díaz (2019)

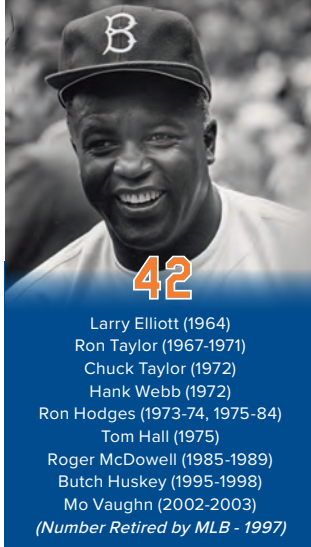
40

- Al Moran (1963-1964)
- Dick Rusteck (1966)
- Jerry Hinsley (1967)
- Bill Short (1968)
- Brent Strom (1972)
- George Stone (1973-1975)
- Pat Zachry (1977-1982)
- Calvin Schiraldi (1984-1985)
- Randy Niemann (1986)
- Jeff Innis (1987-1993)
- Eric Gunderson (1994-1995)
- Dave Telgheder (1995)
- Mike Fyhrie (1996)
- Armando Reynoso (1997-1998)
- Ryan McGuire (2000)
- C.J. Nitkowski (2001)
- Tony Tarasco (2002)
- Jae Seo (2003)
- Braden Looper (2004-2005)
- Brian Bannister (2006)
- Ambiorix Burgos (2007)
- Robinson Cancel (2008)
- Tim Byrdak (2011-2013)
- Bartolo Colón (2014-2016)
- AJ Ramos (2017)
- Jason Vargas (2018)
- Wilson Ramos (2019)



41

- Clem Labine (1962)
- Grover Powell (1963)
- Jim Bethke (1965)
- Gordon Richardson (1965-1966)
- Tom Seaver (1967-1977, 1983)**
- (Number Retired - 1988)*



- Larry Elliott (1964)
- Ron Taylor (1967-1971)
- Chuck Taylor (1972)
- Hank Webb (1972)
- Ron Hodges (1973-74, 1975-84)
- Tom Hall (1975)
- Roger McDowell (1985-1989)
- Butch Huskey (1995-1998)
- Mo Vaughn (2002-2003)
- (Number Retired by MLB - 1997)*

43

- Ted Schreiber (1963)
- Bill Wakefield (1964)
- Darrell Sutherland (1965-1966)
- Dick Rusteck (1966)
- Joe Grzenda (1967)
- Jim McAndrew (1968-1973)
- Paul Siebert (1977-1978)
- Juan Berenguer (1979-1980)
- Terry Leach (1981-1982)
- Billy Beane (1984)
- John Gibbons (1985)
- John Mitchell (1986-1989)
- Kevin Brown (1990)
- Dan Schatzeder (1990)
- Doug Simmons (1991)
- Mark Dewey (1992)
- Mickey Weston (1993)
- Mike Remlinger (1994-1995)
- Paul Byrd (1995-1996)
- Toby Borland (1997)
- Todd Pratt (1997)
- John Hudek (1998)
- Rigo Beltran (1998-1999)
- Pete Walker (2001-2002)
- Jaime Cerda (2002-2003)
- Shane Spencer (2004)
- Bartolome Fortunato (2004-2006)
- Royce Ring (2006)
- Jason Vargas (2007)
- Brian Stokes (2008-2009)
- R.A. Dickey (2010-2012)
- Sean Henn (2013)
- Buddy Carlyle (2015)
- Addison Reed (2015-2017)
- Jamie Callahan (2017-2018)
- Luis Avilán (2019)

44

- Harry Chiti (1962)
- Bill Denehy (1967)
- Al Schmelz (1967)
- Jim Bibby (1969, 1971)

- Leroy Stanton (1970)
- Bob Rauch (1972)
- Mac Scarce (1975)
- Bob Myrick (1976-1978)
- Andy Hassler (1979)
- Jeff Reardon (1981)
- Ray Searage (1981)
- Ron Darling (1983-1984)
- Bill Latham (1985)
- Tom Paciorek (1985)
- David Cone (1987-1991)
- Howard Johnson (1991)
- Tim Burke (1991-1992)
- Tom Filer (1992)
- Ryan Thompson (1992-1993)
- John Cangelosi (1994)
- Kevin Lomon (1995)
- Jason Isringhausen (1995-97, 1999)
- Jay Payton (1999-2002)
- Jay Bell (2003)
- Mike Cameron (2004-2005)
- Lastings Milledge (2006-2007)
- Brady Clark (2008)
- Tony Armas, Jr. (2008)
- Brandon Knight (2008)
- Eddie Kunz (2008)
- Tim Redding (2009)
- Jason Bay (2010-2012)
- John Buck (2013)
- Aaron Harang (2013)
- Kyle Farnsworth (2014)
- Buddy Carlyle (2014)
- John Mayberry Jr. (2015)
- Eric O'Flaherty (2015)
- René Rivera (2016-2017)
- AJ Ramos (2017-2018)
- Jason Vargas (2019)
- René Rivera (2019)

45

- Ron Locke (1964)
- Tug McGraw (1965-67, 1969-74)
- Darrell Sutherland (1966)
- Billy Connors (1968)
- Rick Baldwin (1975-1977)
- Butch Metzger (1978)
- Jeff Reardon (1979-1980)
- Bob Gibson (1981)
- Brent Gaff (1982-1984)
- John Candelaria (1987)
- Edwin Nunez (1988)
- Mark Carreon (1990-1991)
- Paul Gibson (1992-1993)
- Mauro Gozzo (1993-1994)
- Jerry DiPoto (1995-1996)
- Randy Niemann (1997-1998)
- John Franco (1998-2004)
- Pedro Martinez (2005-2008)
- Jason Isringhausen (2011)
- Justin Hampson (2012)
- Zack Wheeler (2013-2019)

46

- Neil Allen (1979-1980)
- Randy Niemann (1985)
- David West (1988-1989)
- Chris Jelic (1990)
- Terry Bross (1991)
- Barry Jones (1992)

Dallas Green (1993-1996)
 Brian Bohanon (1997-1998)
 Willie Blair (1998)
 Jermaine Allensworth (1999)
 Rich Rodriguez (2000)
 Tyler Walker (2002)
 Jeremy Griffiths (2003)
 Jose Parra (2004)
 Tim Hamulack (2005)
 Oliver Perez (2006-2010)
 Dale Thayer (2011)
 Manny Acosta (2011-2012)
 Greg Burke (2013)
 Tyler Clippard (2015)
 Chasen Bradford (2017)
 Gerson Bautista (2018)
 Brooks Pounders (2019)

47

Jay Hook (1962-1964)
 Tom Sturdivant (1964)
 Darrell Sutherland (1964)
 Mardie Cornejo (1978)
 Jesse Orosco (1979, 1981-1987)
 Wally Whitehurst (1989-1992)
 Mike Draper (1993)
 Jason Jacome (1994-1995)
 Reid Cornelius (1995)
 Derek Wallace (1996)
 Joe McEwing (2000-2002)
 Tom Glavine (2003-2007)
 Casey Fossum (2009)
 Hisanori Takahashi (2010)
 Miguel Batista (2011-2012)
 Aaron Laffey (2013)
 Andrew Brown (2013)
 José Valverde (2014)
 Hansel Robles (2015-2018)
 Drew Gagnon (2018-2019)

48

Red Kress (1962)
 Joe Nolan (1973)
 Nino Espinosa (1974)
 Randy Tate (1975)
 Juan Berenguer (1978)
 Ed Glynn (1979-1980)
 Mel Stottlemyre (1984)
 Randy Myers (1985-1989)
 Julio Machado (1990)
 Pete Schourek (1991-1994)
 Roger Mason (1994)
 Pedro A. Martinez (1996)
 Ricardo Jordan (1997)
 Randy Niemann (1998-1999)
 Dan Murray (1999)
 Glendon Rusch (1999-2001)
 Kane Davis (2002)
 Aaron Heilman (2003-2008)
 Pat Misch (2009-2011)
 Frank Francisco (2012-2013)
 Jacob deGrom (2014-2019)

49

John Stephenson (1964)
 Kevin Kobel (1978-1980)
 Dyar Miller (1980-1981)
 Walt Terrell (1982-1984)
 Ed Hearn (1986)

Don Schulze (1987)
 Don Aase (1989)
 Todd Hundley (1990-1991)
 Mike Birkbeck (1992)
 Joe Vitko (1992)
 Pete Walker (1995)
 Bob MacDonald (1996)
 Joe Crawford (1997)
 Brad Clontz (1998)
 Armando Benitez (1999-2003)
 Orber Moreno (2003-2004)
 Felix Heredia (2005)
 Roberto Hernandez (2006)
 Philip Humber (2006-2007)
 Ruddy Lugo (2008)
 Jonathon Niese (2008-2016)
 Josh Smoker (2017)
 Tyler Bashlor (2018-2019)

50

Phil Cavaretta (1975-1978)
 Sid Fernandez (1984-1993)
 Juan Castillo (1994)
 Rick Trlicek (1997)
 Benny Agbayani (1999-2001)
 John Thomson (2002)
 Matt Watson (2003)
 Victor Diaz (2004)
 Manny Acta (2005)
 Duaner Sanchez (2006-2008)
 Sean Green (2009-2010)
 Mike O'Connor (2011)
 Scott Atchison (2013)
 Rafael Montero (2014-2018)
 Jim Riggleman (2019)

51

Cookie Lavagetto (1962-1963)
 Wes Westrum (1964-1965)
 Roy McMillan (1973-1976)
 Denny Sommers (1977-1978)
 Dick Sisler (1979-1980)
 Deron Johnson (1981)
 Jim Frey (1982-1983)
 Vern Hoscheit (1984-1987)
 Tom Spencer (1991)
 John Stephenson (1992)
 Mike Maddux (1993-1994)
 Lance Johnson (1996)
 Mookie Wilson (1997)
 Mel Rojas (1997-1998)
 Rick White (2000-2001)
 Dave Engel (2002)
 Chris Chambliss (2002)
 Rick Peterson (2004-2008)
 Luis Aguayo (2008)
 Luis Alicea (2009)
 Chip Hale (2010-2011)
 Dave Hudgens (2012-2014)
 Jack Leathersich (2015)
 Jim Henderson (2016)
 Paul Sewald (2017-2019)

52

Solly Hemus (1962-1964)
 Don Heffner (1964-1965)
 Harvey Haddix (1966-1967)
 Joe Pignatano (1968-1981)
 Greg Pavlick (1985-86, 88-91, 94-96)

Dave Wallace (1999-2000)
 Randy Niemann (2002-2003)
 Rick Waits (2003)
 Tony Clark (2003)
 Don Baylor (2004)
 Guy Conti (2005, 2008)
 Howard Johnson (2007)
 Razor Shines (2009-2010)
 Dave Hudgens (2011)
 Ramon Ramirez (2012)
 Carlos Torres (2013-2015)
 Yoenis Céspedes (2015-2019)

53

Rogers Hornsby (1962)
 Ernie White (1963)
 Mel Harder (1964)
 Sheriff Robinson (1966-1967)
 Eddie Yost (1968-1976)
 Tom Burgess (1977)
 Dal Maxville (1978)
 Chuck Cottier (1979-1981)
 Bud Harrelson (1982)
 Bobby Valentine (1983)
 Eric Hillman (1992-1994)
 Rafael Landestoy (1996)
 Tom Robson (1997-1999, 2000)
 Mickey Brantley (1999)
 Dave Engle (2001)
 Mark Guthrie (2002)
 Verne Ruhle (2003)
 Jerry Manuel (2005)
 Chad Bradford (2006)
 Jerry Manuel (2008-2010)
 Eric Langill (2011)
 Jeremy Hefner (2012-2013)
 Bobby Abreu (2014)
 Dave Racaniello (2015-2016)
 Glenn Sherlock (2017-2019)

54

Red Ruffing (1962)
 Clyde McCullough (1963)
 Whitey Herzog (1966)
 Salty Parker (1967)
 Rube Walker (1968-1971)
 Rob Dromerhauser (1987-1991)
 Mark Clark (1996-1997)
 Al Jackson (1999-2000)
 Charlie Hough (2001-2002)
 Rick Waits (2003)
 Rick Down (2005-2007)
 Brian Lawrence (2007)
 Dave Racaniello (2008-2014)
 Alex Torres (2015)
 Tim Stauffer (2015)
 T.J. Rivera (2016-2018)
 Chili Davis (2019)

55

Sherrif Robinson (1972)
 Joe Fitzgerald (1973-1975)
 Joe Frazier (1976-1977)
 Frank Howard (1982-1984)
 Orel Hershiser (1999)
 Bobby Floyd (2001)
 Shawn Estes (2002)

Pedro Feliciano (2002-2004)
Tom Nieto (2005-2007)
Ken Oberkfell (2008)
Randy Niemann (2009-2010)
Chris Young (2011-2012)
Pedro Feliciano (2013)
Ty Kelly (2016)
Kelly Johnson (2015-2016)
Neil Ramirez (2017)
Corey Oswalt (2018-2019)

56

Dyar Miller (1980)
Bill Monbouquette (1982)
Gene Dusan (1983)
Jeff Kaiser (1993)
Bob Apodaca (1996)
Brian McRae (1997-1998)
Darren Bragg (2001)
Edwin Almonte (2003)
Dave Racaniello (2004)
Guy Conti (2006-2007)
Luis Ayala (2008)
Jon Switzer (2009)
Dave Jauss (2010)
Jon Debus (2011)
Andres Torres (2012)
Scott Rice (2013-2014)
Ty Kelly (2016-2017)
Tyler Pill (2017)
Tom Slater (2018-2019)

57

Bobby Floyd (1997, 2004)
Tom Robson (2002)
Jason Roach (2003)
Eric Valent (2004-2005)
Johan Santana (2008-2013)
Lamar Johnson (2014)
Kevin Long (2015-2017)
Dave Racaniello (2018-2019)

58

Luis Rosado (1980)
Anderson Garcia (2006)
Sandy Alomar Jr. (2008-2009)
Rafael Arroyo (2010)
Ken Oberkfell (2011)
Jenrry Mejia (2013-2015)
Josh Smoker (2016)
Dave Racaniello (2017)
Dave Eiland (2018-2019)
Phil Regan (2019)

59

Ed Lynch (1980)
Alay Soler (2006)
Guillermo Mota (2006-2007)
Dan Warthen (2008-2015)
Antonio Bastardo (2016)
Josh Smoker (2016)
Fernando Salas (2016-2017)
Jose Lobaton (2018)
Chuck Hernández (2019)
Jeremy Accardo (2019)

60

Al Omdunsen (1979-1980)
Rob Dromerhauser (1987)
Juan Lopez (2002-2003, 2006)
Scott Schoeneweis (2007-2008)
Lillan Castro (2009-2011)
Luis Natera (2014)
P.J. Conlon (2018)
Luis Rojas (2019)

61

Jesse Orosco (1979)
Mario Ramirez (1980)
Jeff Duncan (2003)
Chan Ho Park (2007)
Livan Hernandez (2009)
Jack Egbert (2012)
Dana Eveland (2014)
Kevin McGowan (2017)
Chris Beck (2018)
Bobby Wahl (2018)
Walker Lockett (2019)

62

Hubie Brooks (1980)
Juan Lopez (2008)
Erik Goedel (2014-2017)
Scott Copeland (2018)
Drew Smith (2018)

63

Chris Schwinden (2011-2012)
Elvin Ramirez (2012)
Gabriel Ynoa (2016)
Tim Peterson (2018-2019)

64

Elmer Dessens (2009-2010)
Josh Stinson (2011)
Akeel Morris (2015)
Chris Flexen (2017-2019)

65

Robert Gsellman (2016-2019)

66

Josh Edgin (2012-2017)
Ty Kelly (2018)

67

Seth Lugo (2016-2019)

68

Dario Alvarez (2014-2015)
Jeff McNeil (2018)
Wilmer Font (2019)
Donnie Hart (2019)

70

Wilfredo Tovar (2013-2014)
Eric Hanhold (2018)

71

Gonzalez German (2013-2014)
Ryan O'Rourke (2019)

72

Carlos Torres (2015)
Phillip Evans (2017)
Jack Reinheimer (2018)
Stephen Nogosek (2019)

73

Kenny Rogers (1999)
Ricardo Rincon (2008)
Rob Carson (2012-2013)
Daniel Zamora (2018-2019)

74

Chris Mazza (2019)

75

Francisco Rodriguez (2009-2011)

77

D.J. Carrasco (2011-2012)
Tomás Nido (2017)
Buddy Baumann (2018)

78

Eric Langill (2012-2019)

84

Nelson Silverio (2003)

88

Tom Goodwin (2017)

91

Carlos Gómez (2019)

99

Turk Wendell (1997-2001)

CAP AND UNIFORM HISTORY

1962 - Home Uniform: The colors chosen were “Dodgers Blue” and “Giants Orange,” and the NY monogram on the cap was a resurrection of the Giants’ logo. The jersey was white with blue pinstripes and “Mets” in script across the chest on an upward slant, which was based on the Brooklyn Dodgers uniform. Road Uniform: The words “New York” in all capital letters with orange piping were used. The home pinstripe base was replaced by a solid gray color. The same royal blue cap was used for both home and road uniforms.

1964-1965 - During the team’s first two seasons at Shea Stadium, a patch commemorating the city’s hosting of the World’s Fair replaced the Mets skyline logo on the sleeve of the home and road jersey. This was a relatively new innovation in baseball uniforms across the country and in New York.

1965 - Numbers are added to the front of both the home and away uniform jerseys.

1966 - The Mets skyline logo appeared on the left sleeve for the first time.

1969 - A patch commemorating the 100th Anniversary of Major League Baseball is worn on the left sleeve of both the home and road jerseys, again replacing the skyline logo.

1972 - The Mets wear a black armband on the left sleeve of both the home and road uniforms in memory of Mets manager Gil Hodges, who passed away prior to the start of the 1972 campaign. Both the home and road uniforms are changed from flannel uniforms with double-knit lettering to tackle twill.

1973 - During the second half of their NL Championship season (and through the NLCS and World Series) the Mets wore a vertical patch on the right sleeve of their warmup jackets commemorating the 75th Anniversary of the incorporation of New York City into five boroughs in 1898 (prior to 1898, Brooklyn had been a separate city). The patch featured a stylized “75” logo with a map of the five boroughs place in the loop of the “5.”

1974 - The “zig-zag” pinstripes are featured on the home uniform. “New York” on the front of the road jersey is replaced by “Mets.”

1976 - The Mets once again wear black armbands commemorating the passing of two of the primary figures at the time of the club’s inception – owner/president Joan Payson and manager Casey Stengel-both of whom passed away following the 1975 season. In addition, a patch commemorating the National League Centennial is on the right sleeve. For selected games during the season the team also wore a special striped hat as part of the celebration surrounding the NL Centennial.

1978 - The white jersey changes to a pullover with a two-button, crew-neck style collar. Two blue stripes and one orange stripe, equal in width, are added to the cuff of both the left and right sleeve, as well as around the collar. In addition, orange and blue striping is added down the leg of the road pants.

1979 - The Mets add names to the back of their home uniforms.

1979-1980 - The years of the mismatched uniforms, with some of the old 1979 uniforms still being worn in 1980, when the design changed slightly. Some had logo patches on the sleeve and some didn’t. Some had the uniform numbers high up on the players’ backs, some had the numbers way down low. Most had player names on the back, but some didn’t (Claudell Washington was with the Mets for a month until they could find a plaque big enough to fit his name).

1982 - The Mets add an alternate blue road jersey. The royal blue pullover jersey features thick orange and blue racing stripes with “Mets” across the chest.

1983 - The pullover white pinstriped jersey with thick striping from the neck all the way down to the socks is unveiled. In addition, the skyline logo is removed from the jersey. The Mets road jersey also changed to the pullover variety with “Mets” in script across the chest of the gray jersey with the thick stripes down the side.

1986 - The team wears a special 25th Anniversary patch commemorating the franchise’s founding year of 1962.

1987 - The only Mets uniform to last but a single year. The 1987 road uniform marked the first appearance of the words “New York” written in script across the chest.

1988 - “New York” on the front of the road jersey was changed to block lettering in an arch across the chest. A white outline was added to the outline of all letters and numbers as well as to the racing stripe down the side of the uniform.

1991 - Buttons return to the uniform. The home jersey still featured the script “Mets” and the road jersey keeps the block-lettered “New York”.

1992 - A special “S” patch was added to the sleeve of both the home and road jerseys in tribute to the late William A. Shea, who was instrumental in the birth of the franchise.

1993 - The skyline logo returned to the left sleeve of both the home and road jerseys while the thick racing stripes were removed from both uniforms. A new script was used for the “Mets” lettering across the chest of the home uniform. The lettering was

similar to the script “Mets” used from the team’s inception, with an added tail that underlines the entire word. In addition, the “zig-zag” pinstripes that had been featured on the home uniform since 1972 were changed to a straight pinstripe. The road jersey featured a script lettering “New York” that also is underlined. Finally all hats worn by teams across Major League Baseball featured the MLB logo, centered on the back of the cap.

1994 - A patch commemorating the 125th Anniversary of Major League Baseball is worn on the right sleeve of both the home and road uniforms. The skyline logo on the left sleeve was also replaced for this season with a special patch commemorating the 25th Anniversary of the Miracle Mets.

1995 - The skyline logo returned to the sleeve of both the home and road uniforms, while the underlining of the “Mets” and “New York” on both versions of the jerseys was removed in favor of the more classic lettering. The button atop the blue Mets cap was changed from royal blue to orange.

1997 - An alternate home “snow white” uniform was added. The jersey is very similar to the traditional home uniform, without the pinstripes. The team also added an alternate white cap with a blue brim and an interlocking orange NY. Teams across Major League Baseball featured a special 50th Anniversary patch commemorating Jackie Robinson breaking baseball’s color barrier.

1998 - The alternate white cap was scrapped in favor of a new black cap with royal blue trim and an interlocking NY in royal blue. The team added a second alternate jersey, which is worn both at home as well as on the road. The black uniform, with “Mets” across the chest on an upward slant, featured blue letters and numbers with a white and orange drop shadow.

1999 - A second alternate cap was added. The all-black cap features an interlocking NY in royal blue with a white and orange drop shadow. In addition, player names were removed from all three jerseys worn at home – white pinstripes, “snow white,” and black alternate. An alternate black road jersey was added as well, similar to the alternate black home jersey, but featuring “New York” across the chest. Additionally, a slight change was made in the Mets skyline logo, as the small interlocking NY is removed. This was the first change to the skyline logo since the team’s inception in 1962.

2000 - All teams added the Major League Baseball logo to the back of the home, road and alternate jerseys. The team also opens the season in Tokyo, Japan and featured a special patch commemorating the first games played outside North America. Player names returned to the back of all

versions of the home jersey after a one-year hiatus. Finally, the Mets wore a patch with the official logo of the 2000 World Series during that year’s Fall Classic.

2001 - The team wore a special patch in memory of the passing of Mets legend Tommie Agee, who died of a heart attack prior to the season and prospect Brian Cole, who was killed in an automobile accident. The patch featured 20 and 60, the numbers worn by Agee and Cole, and was worn for the Mets home opener on April 9, 2001. Later in the season, in response to the attacks on September 11th, the Mets wore caps honoring the NYPD, FDNY, Port Authority, Emergency Medical Services, and numerous other city services that were affected by the terrorist attacks. An American flag was also added to the back of all jerseys league wide, and American flags were also added to the side of all caps.

2002 - The Mets honored the franchise’s 40th Anniversary with a commemorative patch on the right sleeve of the home jerseys, below which was stitched “9-11-01” in remembrance of the September 11th attacks.

2004 - The team celebrated Shea Stadium’s 40th birthday with a patch on the right sleeve of the home jersey. The logo was split between blue and orange and features the iconic pitcher and batter neons which adorned Shea Stadium’s exterior. All jerseys also featured an embroidered “Ya Gotta Believe-Tug” patch, in memory of former Mets reliever Tug McGraw. The team also honored the passing of the voice of the Mets, as “Bob Murphy” was embroidered above the Mets logo on the left sleeve in memory of the Hall of Fame broadcaster.

2008 - In recognition of the team’s final season at Shea Stadium, the Mets wore a patch commemorating their time in the ballpark which opened in 1964. The logo was adorned to the right sleeve and featured a split image of the stadium’s original facade from 1964 coupled with a more modern version. The imagery was then surrounded by the wording “Shea Stadium 1964-2008.”

2009 - The Mets opened Citi Field with a patch commemorating their first year in their new world-class home. The logo was placed on the right sleeve of the Mets home jersey and resembled the Citi Field logo, but featured the wording “Inaugural Season 2009.”

2010 - The Mets introduced a new pinstripe jersey that combines elements of both new and old Mets uniforms. The natural color and pinstripes were staples of the Mets uniform when the team debuted in 1962, and were complemented by a more modern day script “Mets” across the chest.

2012 - To celebrate the club's 50th Anniversary, the team wore white and road gray uniforms reflecting the look of the original uniform from their inaugural season. The black dropshadow was removed from the Mets script logo, letters and numbers. The pinstripe jersey was the primary home uniform. The Mets also introduced a 50th Anniversary logo that incorporates the basic elements of the original blue and orange skyline logo, with gold accents in celebration of the franchise's golden anniversary. The Mets wore a new blue and orange batting practice jersey.

2013 - The Mets introduced a blue alternate home and road jersey for the 2013 season. Both versions feature Mets blue with orange piping with the orange lettering on the home jersey and gray lettering on the road one. The 2013 All-Star logo patch was featured on the left sleeve. The club also introduced two new caps. The first was a training cap that is crafted from high-performance materials and features a royal blue crown and an orange button and visor. The logo was a running Mr. Met. The other cap had a royal blue crown with an orange button and visor. The logo was an orange "NY" with a bold white outline.

2014 - The Mets wore camouflage jerseys and hats during Monday night home games in 2014-2015 to salute U.S. servicemen and women. The club also wore a patch reading "Ralph Kiner 1922-2014" with a microphone on all jerseys after the legendary broadcaster passed away during the winter. The Mets added a "FC" patch to the uniform on July 4 after former GM Frank Cashen passed away. A Mr. Met patch was also added to the Mets alternate home and road jerseys.

2015 - The Mets featured an all white pinstripe uniform. The road alternate cap was royal blue with a gray "NY" logo outlined in orange.

2016 - All uniforms were upgraded to the new Majestic "Flex Base" pattern, however, they looked exactly the same. The Mets wore a throwback 1986 uniform at home on Sundays to honor the 30th Anniversary of the Mets' 1986 World Championship.

2017 - All on-field jerseys featured the iconic Mets skyline patch on the left sleeve. Two new caps were introduced, a home alternate Mets blue cap with a two-color orange and white "NY" and orange button. The other cap was a new batting practice cap with an orange visor. Mr. Met was removed from all uniform elements.

PRIMARY LOGO



1962-1998



1999-PRESENT

CAP LOGOS



1962-1992



1993-PRESENT



1997 HOME ALTERNATE



1998-2011 ROAD/ALTERNATE



1998-2014 ALTERNATE



2013-PRESENT ALTERNATE



2015-PRESENT ROAD ALTERNATE



2014-2015 ALTERNATE

UNIFORM PATCHES



HOME - 1966-68, 1970-81
ROAD - 1962-68, 1970-81



1969



1976



1986



1992



1993, 1995-98



1994



1994



1997




1999-2011, 2013-PRESENT



1999-2013 ALTERNATE



APRIL 9, 2001



2001-2002



2002



2004



2004



2004



2008 HOME, ALT HOME



2009 HOME, ALT HOME



2012



2013



2014



2014-2016 ALTERNATE



2014-2015 ALTERNATE



2016 ALTERNATE



2018



2019

EXPANSION METS

The 22 original Mets selected in the expansion draft of October 10, 1961.

\$125,000

Pitchers—Jay Hook (Cincinnati), Bob L. Miller (St. Louis);
Infielder—Don Zimmer (Chicago);
Outfielder—Lee Walls (Philadelphia).

\$75,000

Pitchers—Craig Anderson (St. Louis), Roger Craig (Los Angeles),
Ray Daviault (San Francisco), Al Jackson (Pittsburgh).
Catchers—Chris Cannizzaro (St. Louis), Clarence Coleman (Philadelphia),
Hobie Landrith (San Francisco)
Infielders—Ed Bouchee (Chicago), Elio Chacon (Cincinnati),
Sammy Drake (Chicago), Gil Hodges (Los Angeles), Felix Mantilla (Milwaukee).
Outfielders—Gus Bell (Cincinnati), Joe Christopher (Pittsburgh),
John DeMerit (Milwaukee), Bobby Gene Smith (Philadelphia).

\$50,000

Pitcher—Sherman Jones (Cincinnati);
Outfielder—Jim Hickman (St. Louis).

HOME JERSEY LETTERING



1962-1992



1993-1994



1995-1998



1997 ALTERNATE HOME



1999-2009



1999-2009 ALT. HOME | 2010-11 HOME



2010-2011 ALTERNATE HOME



2012-2014



2012-2014 ALTERNATE HOME



2013-PRESENT ALTERNATE HOME



2015-PRESENT

ROAD JERSEY LETTERING



1962-1973



1974-1986



1982 ALTERNATE ROAD



1983-1984 ALTERNATE ROAD



1987



1988-1992



1993-1994



1995-1997



1998-2011



1999-2008 ALTERNATE ROAD



2012-PRESENT



2013-PRESENT ALTERNATE ROAD

ALT. JERSEY LETTERING



1998-2014



2014-2015

METS FIRSTS

METS

Game:	April 11, 1962 at St. Louis (Cardinals 11, Mets 4) WP-Larry Jackson; LP-Roger Craig
Batter:	April 11, 1962; Richie Ashburn at St. Louis, fied out to centerfielder Curt Flood off Larry Jackson
Run:	April 11, 1962; Richie Ashburn at St. Louis on Charlie Neal's RBI single off Larry Jackson, third inning
Hit:	April 11, 1962; Gus Bell at St. Louis, second inning, single off Larry Jackson (also first Mets baserunner)
Double:	April 11, 1962; Felix Mantilla at St. Louis, seventh inning off Carey Jackson
Triple:	April 23, 1962; Bobby Smith at Pittsburgh, eighth inning off Jack Lamabe
Home Run:	April 11, 1962; Gil Hodges at St. Louis, fourth inning off Larry Jackson
RBI:	April 11, 1962; Charlie Neal at St. Louis, third-inning RBI single off Larry Jackson
Stolen Base:	April 25, 1962; Richie Ashburn at Cincinnati, third inning, second base
Walk:	April 11, 1962; Felix Mantilla at St. Louis, third inning by Larry Jackson

OPPOSITION

Strikeout:	April 11, 1962; Roger Craig at St. Louis, third inning by Larry Jackson
Batter:	April 11, 1962; Curt Flood, St. Louis, fied out to centerfielder Richie Ashburn off Roger Craig
Run:	April 11, 1962; Julian Javier, St. Louis, on Stan Musial's RBI single off Roger Craig, first inning
Hit:	April 11, 1962; Julian Javier, St. Louis, first inning single off Roger Craig
Double:	April 11, 1962; Stan Musial, St. Louis, third inning off Roger Craig
Triple:	April 13, 1962; Bill Mazerowski, Pittsburgh, second inning off Sherman Jones
Home Run:	April 14, 1962; Bill Mazerowski, Pittsburgh, second inning off Al Jackson
RBI:	April 11, 1962; Stan Musial, St. Louis, first inning
Batter to Walk:	April 11, 1962; Stan Musial, St. Louis, fifth inning by Bob Moorhead
Batter to Strike Out:	April 11, 1962; Gene Oliver, St. Louis, second inning by Roger Craig

GENERAL

Error:	April 11, 1962; Charlie Neal (second base) at St. Louis, sixth inning on a ball hit by Julio Gotay
Pinch Hitter:	April 11, 1962; Ed Bouchee at St. Louis, fourth inning, walked vs. Larry Jackson (Batted for Craig)
Relief Pitcher:	April 11, 1962; Bob Moorhead at St. Louis, fourth inning (relieved Craig)
Home Game:	April 13, 1962 at the Polo Grounds (Pirates 4, Mets 3) WP-Tom Sturdivant; LP-Sherman Jones
Victory:	April 23, 1962 at Pittsburgh (Mets 9, Pirates 1) WP-Jay Hook; LP-Tom Sturdivant
Shutout:	April 29, 1962 vs. Philadelphia (Game One, Won, 8-0) WP-Al Jackson; LP-Art Mahaffey
Extra-Inning Game:	April 17, 1962 vs. Houston (Lost, 5-2 in 11 innings) WP- Jim Golden; LP- Herb Moford
Night Game:	April 11, 1962 at St. Louis (Lost, 11-4) WP-Larry Jackson; LP-Roger Craig
Doubleheader:	April 29, 1962 vs. Philadelphia (Won Game One, 8-0, lost Game Two, 10-2) Game 1, WP-Al Jackson; LP-Art Mahaffey. Game 2, WP-Bobby Locke; LP-Sherman Jones
No-Hitter:	June 1, 2012 vs. St. Louis, Won 8-0 (Johan Santana)

MILESTONE WINS

Win#	Date	Score/Opponent	Win#	Date	Score/Opponent
1	4/23/62	9-0 at Pittsburgh	2000	5/2/89	7-1 at Atlanta
100	5/15/64	4-2 at San Francisco	2500	4/14/96	10-4 at Colorado
500	4/19/70	10-2 vs. Philadelphia	3000	9/3/01	10-7 at Philadelphia
1000	5/22/76	4-1 at Montreal	3500	4/4/08	4-3 (12) vs. Philadelphia
1500	4/6/84	8-1 at Houston	4000	7/8/14	8-3 at Atlanta

POLO GROUNDS

For the first two years of their existence, the Mets played their home games at the historic Polo Grounds while waiting for the finish of the construction of Shea Stadium.

The stadium where the Mets won 56 games during the 1962 and 1963 seasons actually was the fourth venue to carry the name the “Polo Grounds.” The first structure, located between 110th and 112th Streets and Fifth and Sixth Avenues in upper Manhattan, opened its doors in 1876 as a home to polo matches. In 1880, the New York Metropolitan’s leased the grounds for baseball with the New York Giants following suit three years later.

The second Polo Grounds, sporting a 15,000-seat wooden grandstand, was located on 155th Street and Eighth Avenue with the Giants as the main tenants. Although polo was not played there, the team brought the name of its former home. It was here that the famous quirky dimensions—475 feet to centerfield and only 258 feet out to right—were first unveiled. After a fire destroyed the stadium in 1911, it was rebuilt later that year with a capacity of 34,000.

In 1913, the Yankees joined the Giants as tenants, but left after an attendance dispute in 1922. Finally, in 1924, the fourth remodeling of the Polo Grounds was finished, complete with seating for 55,987. It was this incarnation that the Mets began calling home in 1962.

The Giants left New York and the Polo Grounds in 1957, leaving the stadium with only the memories of some of the most famous moments in baseball history, such as Bobby Thomson’s game-winning “Shot Heard ‘Round the World” to clinch the 1951 pennant, and Willie Mays’ over-the-shoulder catch



The Mets' first game at the Polo Grounds, April 13, 1962.

in the 1954 World Series. Without a Major League Baseball team as a regular tenant, the stadium deteriorated to the point where the Mets needed to spend \$300,000 to refurbish the ballpark before moving in to start the 1962 season.

With a fresh coat of paint, a new scoreboard, better lighting, more dining options for fans and a complete overhaul of the outfield and infield grass, the Mets played their first home game in the Polo Grounds on April 13, 1962 and lost 4-3 to the Pittsburgh Pirates. New York played 160 more games at their temporary home over the next two seasons and left for good following a 5-1 loss to Philadelphia Phillies on September 18, 1963.

The aging stadium was finally demolished over a period of four months in 1964. A housing development now occupies the famous site.

METS ALL-TIME HR/RBI LEADERS BY POSITION

Position

Catcher
First Base
Second Base
Shortstop
Third Base
Leftfield
Centerfield
Rightfield
Pitcher

Player - Home Runs (Year)

Todd Hundley - 41 ('96)
Pete Alonso - 53 ('19)
Edgardo Alfonzo - 27 ('99)
Asdrúbal Cabrera - 22 ('16)
Howard Johnson - 38 ('91)
Dave Kingman - 36 ('75)
Carlos Beltrán - 41 ('06)
Darryl Strawberry - 38 ('87 & '88)
Tom Seaver - 3 ('72)

NOAH SYNDERGAARD - 3 ('16)

Player - RBI (Year)

Mike Piazza - 124 ('99)
Pete Alonso - 120 ('19)
Edgardo Alfonzo - 108 ('99)
José Reyes - 81 ('06)
David Wright - 124 ('08)
Bernard Gilkey - 117 ('96)
Carlos Beltrán - 116 ('06)
Darryl Strawberry - 108 ('90)
Tom Seaver - 10 ('70)

POLO GROUNDS' FIRSTS

Game:	April 13, 1962 vs. Pittsburgh (Pirates-4, Mets-3). WP-Tom Sturdivant; LP-Sherman Jones
Batter:	Bill Virdon, Pittsburgh. Grounded out, shortstop Felix Mantilla to Jim Marshall, off Sherman Jones
Mets Batter:	Richie Ashburn. Grounded out, second baseman Bill Mazerowski to first baseman Dick Stuart, facing Tom Sturdivant
Hit:	April 13, 1962; Smokey Burgess, Pittsburgh, second inning off Sherman Jones
Mets Hit:	April 13, 1962; Sherman Jones vs. Pittsburgh, third inning single off Tom Sturdivant
Single:	April 13, 1962; Smokey Burgess, Pittsburgh, second inning off Sherman Jones
Double:	April 13, 1962; Don Hoak, Pittsburgh, second inning off Sherman Jones
Mets Double:	April 13, 1962; Jim Marshall, fifth inning off Tom Sturdivant
Triple:	April 13, 1962; Bill Mazerowski, Pittsburgh, second inning off Sherman Jones
Mets Triple:	April 27, 1962; Charlie Neal vs. Philadelphia, sixth inning off Cal McLish
Home Run:	April 13, 1962; Frank Thomas vs. Pittsburgh, sixth inning solo shot off Tom Sturdivant
RBI:	April 13, 1962; Don Hoak, Pittsburgh, second inning
Mets RBI:	April 13, 1962; Richie Ashburn vs. Pittsburgh, fifth inning
Run:	April 13, 1962; Smokey Burgess, Pittsburgh, second inning
Mets Run:	April 13, 1962; Jim Marshall vs. Pittsburgh, fifth inning
Stolen Base:	April 18, 1962; Julian Javier, St. Louis, second base, fourth inning
Mets Stolen Base:	April 29, 1962; Elio Chacon vs. Philadelphia (Game One), second base, fourth inning
Strikeout:	April 13, 1962; Bob Skinner, Pittsburgh, first inning by Sherman Jones
Walk:	April 13, 1962; Jim Marshall vs. Pittsburgh, second inning by Tom Sturdivant
Hit Batter:	April 14, 1962; Felix Mantilla vs. Pittsburgh, eighth inning by Vinegar Bend Mizell
Wild Pitch:	April 13, 1962; Herb Moford vs. Pittsburgh, sixth inning
Error:	April 13, 1962; Roy Face, Pittsburgh, eighth inning
Mets Victory:	April 28, 1962; vs. Philadelphia (Won, 8-6). WP-Roger Craig; LP-Frank Sullivan
Shutout:	April 29, 1962; vs. Philadelphia (Game One, Won, 8-0). WP-Al Jackson; LP-Art Mahaffey
Extra-Inning Game:	April 17, 1962; vs. Houston (Lost, 5-2 in 11 innings). WP-Jim Golden; LP-Herb Moford
Night Game:	May 1, 1962; vs. Cincinnati (Lost, 8-2). WP-Joey Jay; LP-Jay Hook
Doubleheader:	April 29, 1962; vs. Philadelphia (Won Game One, 8-0, lost Game Two, 10-2) Game 1, WP-Al Jackson; LP-Art Mahaffey. Game 2, WP-Bobby Locke; LP-Sherman Jones

NEVER TOO YOUNG

Ten teenagers have played for the Mets, ranging from 17-year old Ed Kranepool in 1962 to 19-year old José Reyes in 2003. Here are the 10 Met teenagers, starting with the youngest:

Name	Birthdate	First Game	Age at First Game
Ed Kranepool	November 8, 1944	September 22, 1962	17 years, 10 months, 14 day
Jim Bethke	November 5, 1946	April 12, 1965	18 years, 5 months, 7 days
Jerry Hinsley	April 9, 1945	April 18, 1964	19 years, 9 days
Kevin Collins	August 4, 1946	September 1, 1965	19 years, 28 days
Dwight Gooden	Nov. 16, 1964	April 7, 1984	19 years, 4 months, 22 days
Nolan Ryan	January 31, 1947	September 11, 1966	19 years, 7 months, 11 days
Greg Goossen	December 14, 1945	September 3, 1965	19 years, 8 months, 20 days
Tim Foli	December 8, 1950	September 11, 1970	19 years, 9 months, 3 days
Jose Oquendo	July 4, 1963	May 2, 1983	19 years, 9 months, 28 days
José Reyes	June 11, 1983	June 10, 2003	19 years, 11 months, 30 days

SHEA STADIUM

In 1964, the Mets moved from Manhattan to Queens and their brand-new home, William A. Shea Municipal Stadium. Located on 126th Street and Roosevelt Avenue, Shea would welcome more than 94 million fans and some of the most famous moments in Mets history during its 45 years.

The stadium originally was to be called “Flushing Meadows Stadium.” But in 1962, behind a movement led by department store magnate Bernard Gimbel, the Flushing Meadows Stadium label was dropped in favor of a name that honored the man most responsible for returning National League baseball to New York, prominent attorney Bill Shea. Shea Stadium was born.

Architect John Waterbury drew up the plans for the stadium and the ceremonial ground-breaking took place on October 28, 1961. The designs called for the city to contribute \$24.5 million to construct the ballpark, with the Mets to chip in another \$6.5 million for office space, restaurants and other amenities.

The 55,300-seat stadium was completed and Shea opened to 48,736 fans on April 17, 1964. But in a scene reminiscent of Opening Day at the Polo Grounds two years earlier, the Pirates again beat the Mets, 4-3.

In their first season at Shea, the Mets drew 1,732,597 fans and hosted the All-Star Game before baseball handed off the reigns to football and the New York Jets for the winter. Football would be a permanent winter staple in Queens until 1983, when the Jets left for New Jersey.

Shea was designed to be a multi-purpose complex—it was the first major stadium in the United States to have two movable field box sections—and as such held a variety of events. The Beatles gave the first-ever concert at Shea Stadium on August 15, 1965, in front of more than 55,000 fainting, crying and screaming fans.

It was, and remains to this day, the most historic concert ever, as it was the first time in history that a sports stadium was used for a rock concert.



The Mets first game at Shea Stadium, April 17, 1964.

The groundbreaking Beatles concert at Shea set new attendance records at the time; it was the first large-scale, outdoor concert that demonstrated such events could be hugely successful and profitable.

Other unforgettable Shea moments include the historic papal Mass celebrated by Pope John Paul II in 1979, plus concerts staged by music legends including Billy Joel, The Rolling Stones, Elton John, Eric Clapton, Jimi Hendrix and Bruce Springsteen. The stadium also played host to a wide variety of sporting events, such as soccer, boxing and wrestling matches and college football, along with the normal schedule of baseball and NFL football games.

In 1975, Shea was the center of the New York sports world. The Mets, Yankees, Jets and Giants all called the stadium home, marking the first and only time in professional sports history that two baseball teams and two football teams shared the same facility in the same year. Both the Yankees and Giants needed a temporary home while Yankee Stadium underwent renovations.

Throughout the years, Shea was the site for some of the most memorable moments in Mets history: Cleon Jones catching the clinching out of the 1969 World Series, the amazing comeback in Game Six of the 1986 World Series, and President Bill Clinton joining Jackie Robinson's widow, Rachel, to retire the Hall of Famers' uniform number 42 on April 15, 1997. Shea finally closed its doors on September 28, 2008 following the Mets' 4-2 loss to the Florida Marlins.

The demolition of Shea took several months, with the final piece coming down on February 18, 2009 at 11:22 a.m. Citi Field's Parking Lot D covers the grounds where Shea once stood, with markers commemorating the original locations of the stadium's home plate, bases and pitching mound.



Pope John Paul II addresses the crowd at Shea in 1979.

SHEA STADIUM FIRSTS

Game:	April 17, 1964; Pirates, 4, Mets 3 (WP-Bob Friend; LP-Ed Bauta)
Batter:	Dick Schofield, Pittsburgh. Popped up to Mets second baseman Larry Burright off pitcher Jack Fisher
Mets Batter:	Tim Harkness Grounded out, shortstop Dick Schofield to first baseman Donn Clendenon off Bob Friend
Hit:	April 17, 1964; Willie Stargell, Pittsburgh; second-inning home run off Jack Fisher
Mets Hits:	April 17, 1964; Tim Harkness; third-inning single off Bob Friend
Single:	April 17, 1964; Bob Bailey, Pittsburgh; second inning off Jack Fisher
Double:	April 17, 1964; Ron Hunt, Mets; fourth inning off Bob Friend
Triple:	April 18, 1964; Roberto Clemente, Pittsburgh; sixth inning off Jerry Hinsley
Mets Triple:	May 8, 1964; Jesse Gonder, vs. St. Louis, first inning off Ernie Broglio
Home Run:	April 17, 1964; Willie Stargell, Pittsburgh, second inning off Jack Fisher
Mets Home Run:	April 23, 1964; Ron Hunt, vs. Chicago (NL), eighth inning off Dick Ellsworth
Run:	April 17, 1964; Willie Stargell, Pittsburgh, second inning
Mets Run:	April 17, 1964; Ron Hunt vs. Pittsburgh, fourth inning
RBI:	April 17, 1964; Willie Stargell, Pittsburgh, second inning
Mets RBI:	April 17, 1964; Jesse Gonder vs. Pittsburgh, fourth inning
Stolen Base:	April 19, 1964; Joe Christopher, Mets; sixth inning vs. Pittsburgh
Strikeout:	April 17, 1964; Roberto Clemente, Pirates; first inning by Jack Fisher
Walk:	April 17, 1964; Jim Hickman, Mets vs. Pittsburgh, second inning by Bob Friend
Hit Batter:	April 17, 1964; Jim Hickman, Mets vs. Pittsburgh, fourth inning by Bob Friend May 6, 1964; Larry Bearnarth, Mets vs. Cincinnati, fifth inning
Error:	April 17, 1964; Bill Mazerowski, Pittsburgh, sixth inning
Mets Victory:	April 19, 1964; vs. Pittsburgh (Won, 6-0) WP-Al Jackson; LP-Bob Veale
Shutout:	April 19, 1964; vs. Pittsburgh (Won, 6-0) WP- Al Jackson; LP- Bob Veale
Extra-Inning Game:	May 31, 1964; vs. San Francisco (Game Two, Lost, 8-6, 23 innings) WP-Gaylord Perry; LP-Galen Cisco
Night Game:	May 6, 1964; vs. Cincinnati (Lost, 12-4) WP-Sammy Ellis; LP-Bill Wakefield
Doubleheader:	May 10, 1964; vs. St. Louis (Won Game One, 4-1, lost Game Two, 10-1) Game 1, WP-Tracy Stallard; LP-Roger Craig Game 2, WP-Ray Washburn; LP-Jerry Hinsley

SUSPENDED GAMES

July 13, 1977	Cubs 5, Mets 2 at Shea (Game suspended in the 6th due to NYC blackout and completed on September 16.
June 17, 1979	Mets 2, Braves 1 at Shea (Game suspended in 9th due to rain and completed on August 27.
August 6, 1986	Mets 7, Cubs 6 at Wrigley Field (Game suspended in 7th due to darkness and completed on August 7.
May 24, 2013	Mets 5, Braves 7 at Citi Field - 10 innings (Game suspended in 9th due to rain/severe weather and completed on May 25.
June 27, 2015	Mets 2, Reds 1 at Citi Field - 13 innings (Game suspended in 7th due to rain and completed on June 28.
August 28, 2018	Mets 1, Cubs 2 at Wrigley Field - 11 innings (Game suspended in 10th due to rain and completed on August 29.
June 13, 2019	Mets 4, Cardinals 5 at Citi Field - 10 innings (Game suspended in 9th due to rain and completed on June 14.

CITI FIELD



OPENED
April 13, 2009
(Mets vs. San Diego Padres)

CAPACITY
41,922
SQUARE FEET
1.3 million

SUITES
10 Sterling
39 Empire Level Suites
5 Empire Level Party Suites

CLUBS
Coca-Cola Corner
Delta Sky360 Club
Hyundai Club
Metropolitan Grille
Piazza 31 Club by True Vodka
Jim Beam Highball Club
Clover Home Plate Club

FEATURED CULINARY PARTNERSHIPS

- Danny Meyer of Union Square Hospitality Group - Shake Shack, Blue Smoke, El Verano Taqueria, Box Frites & Papa Rosso
- David Chang of Momofuku Group – Fuku
- Drew Nieporent of Myriad Restaurant Group – Metropolitan Grille
- Dave Pasternack of Esca – Dave Pasternack’s Lobster Shack
- Pat LaFrieda of Pat LaFrieda Meat Purveyors - Pat LaFrieda’s Chop House, Pat LaFrieda’s Original Filet Mignon Steak Sandwich Stand
- Josh Capon of Lure Fishbar, B&B Winepub, El Toro Blanco and Bowery Meat Company – Josh Capon’s Bash Burger
- Michael White of Altamarea Group - Nicoletta

JACKIE ROBINSON ROTUNDA

The iconic main entry to Citi Field honors Jackie Robinson, the great American trailblazer who became the first African-American player to break Major League Baseball’s color barrier with the Dodgers in 1947. Evoking the classic design of Ebbets Field, the Rotunda recognizes

and perpetuates the humanitarian ideals of one of our country’s civil rights pioneers. Engraved into the Rotunda’s 160-foot diameter floor and etched into its 70-foot archways are words and larger-than-life images that defined Jackie’s “nine values”: Courage, Excellence, Persistence, Justice, Teamwork, Commitment, Citizenship, Determination, and Integrity. The Rotunda features an eight-foot sculpture of Jackie’s number 42, which was retired in perpetuity throughout Major League Baseball in 1997.

OUTFIELD FENCES

The Mets moved in portions of the outfield wall at Citi Field after the 2014 season. The changes affected were located in center to rightfield ranging from three to 11 feet. Citi Field’s dimensions are:

Left Field Line - 335 feet	Right-center - 380 feet
Left Field - 358 feet	Right Field - 370 feet
Left-center - 370 feet	Right Field Line - 330 feet
Center - 408 feet	

DAKTRONICS HIGH-DEFINITION CENTERFIELD VIDEO BOARD

The Mets installed a new Daktronics high definition centerfield video board before the 2015 season that is 62% larger than the original screen prior to 2015. The new board measures 5,670 square feet (Up from 3,500 square feet) and puts the Mets in the top 10 largest displays in professional baseball. The board makes Citi Field one of the few baseball venues to feature more than one video capable LED display in the seating bowl. The installation brings the total square footage of all displays in the Mets' super-system to more than 17,000 square feet. The center field scoreboard measures 54 feet high by 105 feet wide and features a 13HD pixel layout resulting in more than 1.5 million pixels. The two ribbon displays along the left field fascia of the seating areas measure approximately five feet high by 234 feet wide and five feet high by 49 feet wide respectively. The larger display will feature sponsor messaging and the other display will track strikeouts of opposing batters by Mets pitchers via a "K-Board."



Daktronics high-definition centerfield video board

ARCHITECTURAL DESIGN

Inspired by Mets' National League Heritage. The brick, limestone, granite and cast stone throughout the ballpark closely resembles the masonry used at Ebbets Field, the legendary home of the Brooklyn Dodgers. The dark green seats and soot-colored exposed steel recall the Mets' first home, the historic Polo Grounds and former home of the New York Giants. Shea Bridge in right-center is named after William A. Shea, extending the legacy of the man who was the driving force behind bringing National League baseball back to New York and for whom Shea Stadium was named.

CITI FIELD & THE ENVIRONMENT

The Mets have implemented a wide range of sustainable environmental initiatives in the design, construction and operation of Citi Field. The ballpark was built with recycled concrete and construction vehicles were fueled with ultra-low sulfur diesel. Citi Field's building management system monitors and automatically controls all aspects of energy operation from temperatures to lights to minimize energy consumption. Grease and cooking oil are recycled along with cardboard, glass, metal, bottles, cans, light bulbs and batteries. The Mets save more than four million gallons of water per year by using 414 hands-free faucets, 635 automated toilet flush-valves and 270 waterless urinals. A 11,000 square foot green roof atop the administration building in rightfield, white PVC roofs throughout the ballpark, high mast parking lot light fixtures, permeable pavers, and an underground well used to irrigate the playing field are other ways the Mets are working to protect the environment.

TIE GAMES

September 9, 1962
 June 7, 1964 (Game 2)
 May 31, 1965 (Game 2)
 October 2, 1965 (Game 2)*

7-7 vs. Colt 45's at Houston
 1-1 vs. Dodgers at Shea
 3-3 vs. Cubs at Chicago
 0-0 vs. Phillies at Shea (18 innings)

*This is the longest 0-0 night game in major league history. The Phillies' Chris Short struck out 18 Mets in 15 innings of work. Rob Gardener hurled 15 innings to tie Al Jackson's one-game Met record.

September 2, 1968 (Game 2)
 May 25, 1979*

2-2 vs. Braves at Shea
 3-3 vs. Pirates at Shea (11 innings)

*Game called after Pirate leftfielder Bill Robinson lost Joel Youngblood's leadoff fly in the 11th in the thick fog at Shea.

April 22, 1981
 October 1, 1981

2-2 vs. Pirates at Pittsburgh
 2-2 vs. Cubs at Shea

CITI FIELD FIRSTS

Game:	April 13, 2009 vs. San Diego (Padres 6, Mets 5). WP-Edward Mujica; LP-Brian Stokes
Batter:	April 13, 2009; Jody Gerut, San Diego, home run to rightfield off Mike Pelfrey
Mets Batter:	April 13, 2009; José Reyes vs. San Diego, grounded out to first baseman Adrian Gonzalez off Walter Silva
Hit:	April 13, 2009; Jody Gerut, San Diego, home run, first inning off Mike Pelfrey
Mets Hit:	April 13, 2009; David Wright vs. San Diego, double, first inning off Walter Silva
Single:	April 13, 2009; David Eckstein, San Diego, first inning off Mike Pelfrey
Mets Single:	April 13, 2009; José Reyes vs. San Diego, third inning off Walter Silva
Double:	April 13, 2009; David Wright vs. San Diego, first inning off Walter Silva
Triple:	April 19, 2009; José Reyes vs. Milwaukee, fifth inning off Jeff Suppan
Home Run:	April 13, 2009; Jody Gerut, San Diego, first inning, home run off Mike Pelfrey
Mets Home Run:	April 13, 2009; David Wright vs. San Diego, fifth inning off Walter Silva
RBI:	April 13, 2009; Jody Gerut, San Diego, first inning, home run off Mike Pelfrey
Mets RBI:	April 13, 2009; Luis Castillo vs. San Diego, second inning, RBI double scoring Brian Schneider off Walter Silva
Run:	April 13, 2009; Jody Gerut, San Diego, first inning, home run off Mike Pelfrey
Mets Run:	April 13, 2009; Brian Schneider vs. San Diego, second inning
Grand Slam:	April 27, 2009; Omir Santos vs. Florida, first inning off Anibal Sanchez
Leadoff Home Run:	April 13, 2009; Jody Gerut, San Diego off Mike Pelfrey
Mets Leadoff Home Run:	August 23, 2009; Angel Pagan vs. Philadelphia off Pedro Martinez
Pinch-hit Home Run:	April 17, 2009; Gary Sheffield vs. Milwaukee, seventh inning off Mitch Stetter
Walk-off Home Run:	May 7, 2010; Rod Barajas vs. San Francisco off Sergio Romo
Walk-off Grand Slam:	April 24, 2013; Jordany Valdespin vs. Los Angeles-NL off Josh Wall
Inside-the-park Home Run:	August 23, 2009; Angel Pagan vs. Philadelphia off Pedro Martinez
Stolen Base:	April 15, 2009; José Reyes vs. San Diego, seventh inning
Strikeout:	April 13, 2009; Nick Hundley, San Diego, second inning by Mike Pelfrey
Walk:	April 13, 2009; Chase Headley, San Diego, first innings by Mike Pelfrey
Mets Walk:	April 13, 2009; Ryan Church vs. San Diego, second inning by Walter Silva
Hit Batter:	April 18, 2009; Gary Sheffield vs. Milwaukee, sixth inning by Yovani Gallardo
Wild Pitch:	April 13, 2009; J.J. Putz vs. San Diego, eighth inning
Error:	April 13, 2009; Ryan Church, San Diego, sixth inning, dropped fly ball
Mets Victory:	April 15, 2009; vs. San Diego (Mets 7, Padres 2). WP-Oliver Perez; LP-Kevin Correia
Shutout:	April 18, 2009; vs. Milwaukee (Mets 1, Brewers 0). WP-Johan Santana; LP-Yovani Gallardo
Extra-inning Game:	May 12, 2009; vs. Atlanta (Mets 4, Braves 3 in 10 innings). WP-Francisco Rodriguez; LP-Jeff Bennett
Night Game:	April 13, 2009; vs. San Diego (Padres 6, Mets 5). WP-Edward Mujica; LP-Brian Stokes
Day Game:	April 18, 2009; vs. Milwaukee (Mets 1, Brewers 0). WP-Johan Santana; LP-Yovani Gallardo
Doubleheader:	July 30, 2009; vs. Colorado (Won Game One, 7-0, Lost Game Two, 4-2) Game 1, WP-Johan Santana; LP-Jason Hammel Game 2, WP-Jorge De La Rosa; LP-Jonathon Niese
No-Hitter:	June 1, 2012 vs. St. Louis, Won 8-0, Johan Santana
Postseason Game:	October 12, 2015 vs. Los Angeles-NL (NLDS - Game 3, Won, 13-7)
World Series Game:	October 30, 2015 vs. Kansas City (Game 3, Won, 9-3)

ALL-TIME BATTING LEADERS

HOME RUNS

Strawberry, Darryl.....	252
Wright, David.....	242
Piazza, Mike.....	220
Johnson, Howard.....	192
Kingman, Dave.....	154
Beltrán, Carlos.....	149
Duda, Lucas.....	125
Hundley, Todd.....	124
McReynolds, Kevin.....	122
Alfonzo, Edgardo.....	120

RUNS BATTED IN

Wright, David.....	970
Strawberry, Darryl.....	733
Piazza, Mike.....	655
Johnson, Howard.....	629
Kranepool, Ed.....	614
Beltrán, Carlos.....	559
Alfonzo, Edgardo.....	538
Jones, Cleon.....	521
Reyes, José.....	521
Hernandez, Keith.....	468

STOLEN BASES

Reyes, José.....	408
Wilson, Mookie.....	281
Johnson, Howard.....	202
Wright, David.....	196
Strawberry, Darryl.....	191
Mazzilli, Lee.....	152
Dykstra, Lenny.....	116
Harrelson, Bud.....	115
Backman, Wally.....	106
Cedeño, Roger.....	105

TOTAL BASES

Wright, David.....	2,945
Reyes, José.....	2,356
Kranepool, Ed.....	2,047
Strawberry, Darryl.....	2,028
Piazza, Mike.....	1,885
Johnson, Howard.....	1,823
Alfonzo, Edgardo.....	1,736
Jones, Cleon.....	1,715
Wilson, Mookie.....	1,586
Beltrán, Carlos.....	1,567

EXTRA-BASE HITS

Wright, David.....	658
Reyes, José.....	493
Strawberry, Darryl.....	469
Johnson, Howard.....	424
Piazza, Mike.....	415
Beltrán, Carlos.....	374
Kranepool, Ed.....	368
Alfonzo, Edgardo.....	346
Murphy, Daniel.....	310
Jones, Cleon.....	308

AVERAGE*

Olerud, John.....	.315
Hernandez, Keith.....	.297
Wright, David.....	.296
Piazza, Mike.....	.296
Magadan, Dave.....	.292
Alfonzo, Edgardo.....	.292
Murphy, Daniel.....	.288
Henderson, Steve.....	.287
Pagan, Angel.....	.284
Backman, Wally.....	.283

GAMES

Kranepool, Ed.....	1,853
Wright, David.....	1,585
Reyes, José.....	1,365
Harrelson, Bud.....	1,322
Grote, Jerry.....	1,235
Jones, Cleon.....	1,201
Johnson, Howard.....	1,154
Wilson, Mookie.....	1,116
Strawberry, Darryl.....	1,109
Alfonzo, Edgardo.....	1,086

AT-BATS

Wright, David.....	5,998
Reyes, José.....	5,437
Kranepool, Ed.....	5,436
Harrelson, Bud.....	4,390
Jones, Cleon.....	4,223
Wilson, Mookie.....	4,027
Johnson, Howard.....	3,968
Strawberry, Darryl.....	3,903
Alfonzo, Edgardo.....	3,897
Grote, Jerry.....	3,881

RUNS

Wright, David.....	949
Reyes, José.....	885
Strawberry, Darryl.....	662
Johnson, Howard.....	627
Alfonzo, Edgardo.....	614
Wilson, Mookie.....	592
Jones, Cleon.....	563
Beltrán, Carlos.....	551
Kranepool, Ed.....	536
Piazza, Mike.....	532

HITS

Wright, David.....	1,777
Reyes, José.....	1,534
Kranepool, Ed.....	1,418
Jones, Cleon.....	1,188
Alfonzo, Edgardo.....	1,136
Wilson, Mookie.....	1,112
Harrelson, Bud.....	1,029
Piazza, Mike.....	1,028
Strawberry, Darryl.....	1,025
Johnson, Howard.....	997

DOUBLES

Wright, David.....	390
Reyes, José.....	272
Murphy, Daniel.....	228
Kranepool, Ed.....	225
Johnson, Howard.....	214
Alfonzo, Edgardo.....	212
Beltrán, Carlos.....	208
Piazza, Mike.....	193
Strawberry, Darryl.....	187
Jones, Cleon.....	182

TRIPLES

Reyes, José.....	113
Wilson, Mookie.....	62
Harrelson, Bud.....	45
Jones, Cleon.....	33
Henderson, Steve.....	31
Strawberry, Darryl.....	30
Johnson, Lance.....	27
Flynn, Doug.....	26
Wright, David.....	26
Kranepool, Ed.....	25

PINCH-HITS

Kranepool, Ed.....	90
Staub, Rusty.....	77
Franco, Matt.....	58
Hodges, Ron.....	48
Anderson, Marlon.....	38
Boisclair, Bruce.....	38
Mazzilli, Lee.....	38
Wilson, Mookie.....	37
Harris, Lenny.....	35
Sasser, Mackey.....	32

PINCH-HIT HOME RUNS

Carreon, Mark.....	8
Hairston, Scott.....	6
Staub, Rusty.....	6
Kranepool, Ed.....	6
Valdespin, Jordany.....	6
Flores, Wilmer.....	5
Johnson, Kelly.....	5
Franco, Matt.....	5
Swoboda, Ron.....	5
Teufel, Tim.....	5

SLUGGING PERCENTAGE*

CÉSPEDES, YOENIS ..	.543
Piazza, Mike.....	.542
Strawberry, Darryl.....	.520
Delgado, Carlos.....	.506
Olerud, John.....	.501
Beltrán, Carlos.....	.500
Bonilla, Bobby.....	.495
Wright, David.....	.491
CONFORTO, MICHAEL	.481
Floyd, Cliff.....	.478

ON-BASE PERCENTAGE*

Olerud, John.....	.425
Magadan, Dave.....	.391
Hernandez, Keith.....	.387
Wright, David.....	.376
Piazza, Mike.....	.373
Beltrán, Carlos.....	.369
Alfonzo, Edgardo.....	.367
Castillo, Luis.....	.366
Ventura, Robin.....	.360
Henderson, Steve.....	.360

HIT-BY-PITCHES

Duda, Lucas.....	48
Wright, David.....	45
Hunt, Ron.....	41
Jones, Cleon.....	39
Floyd, Cliff.....	37
Millan, Felix.....	36
Tejada, Rubén.....	33
Delgado, Carlos.....	33
CONFORTO, MICHAEL.....	31
NIMMO, BRANDON.....	30

SACRIFICE FLIES

Wright, David.....	65
Kranepool, Ed.....	58
Johnson, Howard.....	50
Jones, Cleon.....	41
Alfonzo, Edgardo.....	40
Strawberry, Darryl.....	39
Beltrán, Carlos.....	38
Staub, Rusty.....	37
McReynolds, Kevin.....	33
Carter, Gary.....	31
Hernandez, Keith.....	31

WALKS

Wright, David.....	762
Strawberry, Darryl.....	580
Harrelson, Bud.....	573
Johnson, Howard.....	556
Garrett, Wayne.....	482
Hernandez, Keith.....	471
Alfonzo, Edgardo.....	458
Kranepool, Ed.....	454
Beltrán, Carlos.....	449
Mazzilli, Lee.....	438

OPS

Olerud, John.....	.926
Piazza, Mike.....	.915
CÉSPEDES, YOENIS.....	.890
Strawberry, Darryl.....	.878
Beltrán, Carlos.....	.869
Wright, David.....	.867
Delgado, Carlos.....	.857
Bonilla, Bobby.....	.851
CONFORTO, MICHAEL	.834
Floyd, Cliff.....	.832

* minimum 1,000 at-bats

ALL-TIME PITCHING LEADERS

GAMES

Franco, John	695
Feliciano, Pedro	484
Seaver, Tom	401
FAMILIA, JEURYS	379
Koosman, Jerry	376
Orosco, Jesse	372
McGraw, Tug	361
Benitez, Armando	333
Parnell, Bobby	329
Heilman, Aaron	305
Gooden, Dwight	305

LOSSES

Koosman, Jerry	137
Seaver, Tom	124
Gooden, Dwight	85
Matlack, Jon	81
Jackson, Al	80
Fernandez, Sid	78
Fisher, Jack	73
Swan, Craig	71
Darling, Ron	70
Leiter, Al	67

STRIKEOUTS

Seaver, Tom	2,541
Gooden, Dwight	1,875
Koosman, Jerry	1,799
Fernandez, Sid	1,449
deGROM, JACOB	1,255
Cone, David	1,172
Darling, Ron	1,148
Leiter, Al	1,106
Matlack, Jon	1,023
Niese, Jonathon	838

WHIP*

deGROM, JACOB	1.053
Seaver, Tom	1.076
Saberhagen, Bret	1.079
Fernandez, Sid	1.113
Dickey, R.A.	1.150
Reed, Rick	1.155
SYNDERGAARD, NOAH	1.161
Gooden, Dwight	1.175
Ojeda, Bobby	1.182
McAndrew, Jim	1.184

HOLDS

Feliciano, Pedro	103
Heilman, Aaron	68
Parnell, Bobby	59
Cook, Dennis	56
Wendell, Turk	55
Franco, John	53
Reed, Addison	50
Weathers, David	49
Blevins, Jerry	48
FAMILIA, JEURYS	41

STARTS

Seaver, Tom	395
Koosman, Jerry	346
Gooden, Dwight	303
Fernandez, Sid	250
Darling, Ron	241
Leiter, Al	213
Matlack, Jon	199
Jones, Bobby	190
Swan, Craig	184
Niese, Jonathon	179

INNINGS PITCHED

Seaver, Tom	3,045.2
Koosman, Jerry	2,544.2
Gooden, Dwight	2,169.2
Darling, Ron	1,620.0
Fernandez, Sid	1,584.2
Matlack, Jon	1,448.0
Leiter, Al	1,360.0
Swan, Craig	1,230.2
Jones, Bobby	1,215.2
Cone, David	1,209.1

SAVES (SINCE 1969)

Franco, John	276
Benitez, Armando	160
FAMILIA, JEURYS	123
Orosco, Jesse	107
Wagner, Billy	101
McGraw, Tug	86
McDowell, Roger	84
Rodriguez, Francisco	83
Allen, Neil	69
Lockwood, Skip	65

STRIKEOUT PER 9*

deGROM, JACOB	10.25
SYNDERGAARD, NOAH	9.74
Wheeler, Zack	8.72
Cone, David	8.72
Ryan, Nolan	8.70
Harvey, Matt	8.62
Perez, Oliver	8.55
MATZ, STEVEN	8.46
Fernandez, Sid	8.23
Gooden, Dwight	7.78

QUALITY STARTS

Seaver, Tom	293
Koosman, Jerry	231
Gooden, Dwight	209
Darling, Ron	160
Fernandez, Sid	157
Leiter, Al	140
Matlack, Jon	134
deGROM, JACOB	128
Cone, David	111
Jones, Bobby	110

COMPLETE GAMES

Seaver, Tom	171
Koosman, Jerry	108
Gooden, Dwight	67
Matlack, Jon	65
Jackson, Al	41
Fisher, Jack	35
Cone, David	34
Craig, Roger	27
Darling, Ron	25
Swan, Craig	25

HITS ALLOWED

Seaver, Tom	2,431
Koosman, Jerry	2,281
Gooden, Dwight	1,898
Darling, Ron	1,473
Matlack, Jon	1,312
Jones, Bobby	1,255
Leiter, Al	1,222
Swan, Craig	1,191
Fernandez, Sid	1,167
Niese, Jonathon	1,147

SHUTOUTS

Seaver, Tom	44
Koosman, Jerry	26
Matlack, Jon	26
Gooden, Dwight	23
Cone, David	15
Darling, Ron	10
Jackson, Al	10
Fernandez, Sid	9
Ojeda, Bobby	9
Gentry, Gary	8

BATTING AVERAGE*

Ryan, Nolan	.202
Fernandez, Sid	.204
Seaver, Tom	.219
Orosco, Jesse	.221
deGROM, JACOB	.221
Cone, David	.226
Gentry, Gary	.229
Maine, John	.234
Gooden, Dwight	.235
McGraw, Tug	.237

OBP

deGROM, JACOB	.271
Seaver, Tom	.276
Saberhagen, Bret	.280
Fernandez, Sid	.281
SYNDERGAARD, NOAH	.291
Reed, Rick	.292
Ojeda, Bobby	.293
Gooden, Dwight	.294
Dickey, R.A.	.294
Santana, Johan	.295

WINS

Seaver, Tom	198
Gooden, Dwight	157
Koosman, Jerry	140
Darling, Ron	99
Fernandez, Sid	98
Leiter, Al	95
Matlack, Jon	82
Cone, David	81
Jones, Bobby	74
deGROM, JACOB	66
Trachsel, Steve	66

ERA*

Seaver, Tom	2.57
deGROM, JACOB	2.62
Orosco, Jesse	2.73
Dickey, R.A.	2.95
Matlack, Jon	3.03
Koosman, Jerry	3.09
Franco, John	3.10
Gooden, Dwight	3.10
Ojeda, Bobby	3.12
Cone, David	3.13

WALKS

Seaver, Tom	847
Koosman, Jerry	820
Gooden, Dwight	651
Darling, Ron	614
Fernandez, Sid	596
Leiter, Al	546
Cone, David	431
Matlack, Jon	419
Swan, Craig	368
Trachsel, Steve	354

HOME RUNS ALLOWED

Seaver, Tom	212
Koosman, Jerry	187
Darling, Ron	155
Fernandez, Sid	138
Jones, Bobby	137
Trachsel, Steve	124
Gooden, Dwight	123
Leiter, Al	118
Reed, Rick	116
Swan, Craig	112

* minimum 500 innings pitched

SINGLE-SEASON BATTING LEADERS

HOME RUNS

ALONSO, PETE53 ('19)
Hundley, Todd..... 41 ('96)
Beltrán, Carlos..... 41 ('06)
Piazza, Mike..... 40 ('99)
Strawberry, Darryl.. 39 ('87)
Strawberry, Darryl.. 39 ('88)
Johnson, Howard... 38 ('91)
Piazza, Mike..... 38 ('00)
Delgado, Carlos..... 38 ('06)
Delgado, Carlos..... 38 ('08)

RUNS BATTED IN

Piazza, Mike.....124 ('99)
Wright, David.....124 ('08)
ALONSO, PETE120 ('19)
Ventura, Robin.....120 ('99)
Johnson, Howard...117 ('91)
Gilkey, Bernard.....117 ('96)
Beltrán, Carlos.....116 ('06)
Wright, David..... 116 ('06)
Delgado, Carlos.....115 ('08)
Delgado, Carlos...114 ('06)

STOLEN BASES

Reyes, José.....78 ('07)
Cedeño, Roger.....66 ('99)
Reyes, José.....64 ('06)
Reyes, José.....60 ('05)
Wilson, Mookie..... 58 ('82)
Reyes, José.....56 ('08)
Wilson, Mookie.....54 ('83)
Johnson, Lance.....50 ('96)
Wilson, Mookie.....46 ('84)
Taveras, Frank.....42 ('79)

TOTAL BASES

ALONSO, PETE348 ('19)
Wright, David.....334 ('08)
Wright, David.....330 ('07)
Johnson, Lance...327 ('96)
Reyes, José.....327 ('08)
Gilkey, Bernard.....321 ('96)
Johnson, Howard...319 ('89)
Alfonzo, Edgardo...315 ('99)
Reyes, José.....315 ('06)
Ventura, Robin.....311 ('99)

EXTRA-BASE HITS

ALONSO, PETE85 ('19)
Johnson, Howard..80 ('89)
Beltrán, Carlos.....80 ('06)
Gilkey, Bernard..... 77 ('96)
Wright, David.....77 ('08)
Strawberry, Darryl..76 ('87)
Johnson, Howard...76 ('91)
Hundley, Todd.....74 ('96)
Wright, David.....73 ('07)
Reyes, José.....72 ('08)
Beltrán, Carlos.....72 ('08)

AVERAGE*

Olerud, John..... .354 ('98)
Jones, Cleon..... .340 ('69)
Reyes, José..... .337 ('11)
Johnson, Lance......333 ('96)
Magadan, Dave......328 ('90)
Wright, David......325 ('07)
Piazza, Mike..... .324 ('00)
Alfonzo, Edgardo... .324 ('00)
Jones, Cleon..... .319 ('71)
MCNEIL, JEFF318 ('19)
Lo Duca, Paul..... .318 ('06)

GAMES

Millan, Felix.....162 ('75)
Olerud, John.....162 ('99)
ALONSO, PETE161 ('19)
Ventura, Robin.....161 ('99)
Reyes, José.....161 ('05)
Beltrán, Carlos.....161 ('08)
Murphy, Daniel.....161 ('13)
Six tied at.....160

AT-BATS

Reyes, José..... 696 ('05)
Reyes, José..... 688 ('08)
Johnson, Lance... 682 ('96)
Reyes, José..... 681 ('07)
Millan, Felix..... 676 ('75)
Murphy, Daniel.... 658 ('13)
Reyes, José..... 647 ('06)
Wilson, Mookie.... 639 ('82)
Millan, Felix..... 638 ('73)
Wilson, Mookie.... 638 ('83)

RUNS

Beltrán, Carlos.....127 ('06)
Alfonzo, Edgardo...123 ('99)
Reyes, José.....122 ('06)
Reyes, José.....119 ('07)
Johnson, Lance...117 ('96)
Beltrán, Carlos.....116 ('08)
Wright, David.....115 ('07)
Wright, David.....113 ('07)
Reyes, José.....113 ('08)
Alfonzo, Edgardo...109 ('00)

HITS

Johnson, Lance...227 ('96)
Reyes, José..... 204 ('08)
Olerud, John.....197 ('98)
Wright, David.....198 ('07)
Reyes, José.....194 ('06)
Millan, Felix.....191 ('75)
Alfonzo, Edgardo.. 191 ('99)
Reyes, José.....191 ('07)
Reyes, José.....190 ('05)
Wright, David.....189 ('08)

DOUBLES

Gilkey, Bernard..... 44 ('96)
Wright, David..... 42 ('05)
Wright, David.....42 ('07)
Wright, David.....42 ('08)
Johnson, Howard... 41 ('89)
Alfonzo, Edgardo... 41 ('99)
Wright, David.....41 ('12)
Five tied at.....40

TRIPLES

Johnson, Lance.....21 ('96)
Reyes, José.....19 ('08)
Reyes, José.....17 ('05)
Reyes, José.....17 ('06)
Reyes, José.....16 ('11)
Reyes, José.....12 ('07)
Pagan, Angel.....11 ('09)
Wilson, Mookie.....10 ('84)
Reyes, José.....10 ('10)
Four tied at.....9

WALKS

Olerud, John.....125 ('99)
Hernandez, Keith...97 ('84)
Strawberry, Darryl...97 ('87)
Olerud, John.....96 ('98)
Harrelson, Bud.....95 ('70)
Alfonzo, Edgardo...95 ('00)
Beltrán, Carlos.....95 ('06)
Hernandez, Keith...94 ('86)
Wright, David.....94 ('07)
Wright, David.....94 ('08)

SLUGGING PCT.*

Piazza, Mike..... .614 ('00)
Beltrán, Carlos... .594 ('06)
ALONSO, PETE . .583 ('19)
Strawberry, Darryl.. .583 ('87)
Piazza, Mike..... .575 ('99)
Piazza, Mike..... .573 ('01)
Gilkey, Bernard.. .562 ('96)
Johnson, Howard.. .559 ('89)
Olerud, John..... .551 ('98)
Hundley, Todd... .550 ('96)

ON-BASE PERCENTAGE*

Olerud, John..... .447 ('98)
Olerud, John..... .427 ('99)
Alfonzo, Edgardo... .425 ('00)
Henderson, Rickey.. .423 ('99)
Jones, Cleon..... .422 ('69)
Magadan, Dave... .417 ('90)
Wright, David..... .416 ('07)
Hernandez, Keith . .413 ('86)
Hernandez, Keith . .409 ('84)
NIMMO, BRANDON .404 ('18)

HIT BY PITCH

NIMMO, BRANDON 22 ('18)
ALONSO, PETE21 ('19)
MCNEIL, JEFF21 ('19)
Duda, Lucas..... 14 ('15)
Hunt, Ron..... 13 ('63)
Olerud, John.....13 ('97)
Millan, Felix.....12 ('75)
Viña, Fernando.....12 ('94)
Floyd, Cliff.....12 ('06)
Todd Frazier..... 12 ('19)

PINCH-HITS

Staub, Rusty.....24 ('83)
Harris, Lenny.....21 ('01)
McKnight, Jeff.....19 ('93)
Franco, Matt.....19 ('97)
Carter, Chris.....19 ('10)
Staub, Rusty.....18 ('84)
Anderson, Marlon .18 ('05)
Kranepool, Ed.....17 ('74)
Mazzilli, Lee.....17 ('87)
Seven tied with.....15

PINCH-HIT RBI

Staub, Rusty..... 25 ('83)
Staub, Rusty..... 18 ('84)
Kranepool, Ed.....17 ('78)
Kranepool, Ed.....14 ('77)
Anderson, Marlon .14 ('07)
Staub, Rusty..... 13 ('82)
Franco, Matt.....13 ('97)
Valentin, John.....13 ('02)
Three tied with.....11

PINCH-HIT HOME RUNS

Valdespin, Jordany...5 ('12)
Heep, Danny.....4 ('83)
Carreon, Mark.....4 ('89)
Johnson, Kelly.....4 ('16)
10 tied with.....(3)

MULTI-HIT GAMES

Johnson, Lance.....75 ('96)
Reyes, José.....64 ('08)
Millan, Felix.....58 ('73)
Mazzilli, Lee.....58 ('79)
Olerud, John.....58 ('98)
Alfonzo, Edgardo...58 ('99)
Wilson, Mookie....57 ('83)
Reyes, José.....57 ('07)
Reyes, José.....57 ('11)
Reyes, José.....56 ('06)

*minimum 500 plate appearances

SINGLE-SEASON PITCHING LEADERS

GAMES

Feliciano, Pedro.....	92 ('10)
Feliciano, Pedro.....	88 ('09)
Feliciano, Pedro.....	86 ('08)
Stanton, Mike.....	83 ('04)
Smith, Joe.....	82 ('08)
Heilman, Aaron.....	81 ('07)
Wendell, Turk.....	80 ('99)
Reed, Addison.....	80 ('16)
Green, Sean.....	79 ('09)
Three tied with.....	78

STARTS

Fisher, Jack.....	36 ('65)
Seaver, Tom.....	36 ('70)
Seaver, Tom.....	36 ('73)
Seaver, Tom.....	36 ('75)
13 players tied with.....	35

COMPLETE GAMES

Seaver, Tom.....	21 ('71)
Seaver, Tom.....	19 ('70)
Seaver, Tom.....	18 ('67)
Seaver, Tom.....	18 ('69)
Seaver, Tom.....	18 ('73)
Koosman, Jerry.....	17 ('68)
Koosman, Jerry.....	17 ('76)
Koosman, Jerry.....	16 ('69)
Gooden, Dwight.....	16 ('85)
Matlack, Jon.....	16 ('76)

WINS

Seaver, Tom.....	25 ('69)
Gooden, Dwight.....	24 ('85)
Seaver, Tom.....	22 ('75)
Seaver, Tom.....	21 ('72)
Koosman, Jerry.....	21 ('76)
Seaver, Tom.....	20 ('71)
Cone, David.....	20 ('88)
Viola, Frank.....	20 ('90)
Dickey, R.A.....	20 ('12)
Three tied with.....	19

LOSSES

Craig, Roger.....	24 ('62)
Fisher, Jack.....	24 ('65)
Craig, Roger.....	22 ('63)
Jackson, Al.....	20 ('62)
Stallard, Tracy.....	20 ('64)
Jackson, Al.....	20 ('65)
Koosman, Jerry.....	20 ('77)
Hook, Jay.....	19 ('62)
Cisco, Galen.....	19 ('64)
Fisher, Jack.....	18 ('67)

INNINGS PITCHED

Seaver, Tom.....	290.2 ('70)
Seaver, Tom.....	290.0 ('73)
Seaver, Tom.....	286.1 ('71)
Seaver, Tom.....	280.1 ('75)
Seaver, Tom.....	278.0 ('68)
Gooden, Dwight.....	276.2 ('85)
Seaver, Tom.....	273.1 ('69)
Seaver, Tom.....	271.0 ('76)
Matlack, Jon.....	265.1 ('74)
Koosman, Jerry.....	265.0 ('74)

HITS ALLOWED

Craig, Roger.....	261 ('62)
Viola, Frank.....	259 ('91)
Koosman, Jerry.....	258 ('74)
Fisher, Jack.....	256 ('64)
Fisher, Jack.....	252 ('65)
Fisher, Jack.....	251 ('67)
Craig, Roger.....	249 ('63)
Jackson, Al.....	244 ('62)
Gooden, Dwight.....	242 ('88)
Swan, Craig.....	241 ('79)

RUNS ALLOWED

Hook, Jay.....	137 ('62)
Craig, Roger.....	133 ('62)
Jackson, Al.....	132 ('62)
Jackson, Al.....	128 ('63)
Fisher, Jack.....	124 ('64)
Fisher, Jack.....	121 ('65)
Fisher, Jack.....	121 ('67)
Torrez, Mike.....	120 ('83)
Craig, Roger.....	117 ('63)
Espinosa, Niño.....	117 ('78)

EARNED RUNS ALLOWED

Craig, Roger.....	117 ('62)
Hook, Jay.....	115 ('62)
Fisher, Jack.....	115 ('67)
Jackson, Al.....	113 ('62)
Fisher, Jack.....	111 ('65)
Torrez, Mike.....	108 ('83)
Fisher, Jack.....	107 ('64)
Espinosa, Niño.....	107 ('78)
Pelfrey, Mike.....	103 ('09)
Three tied with.....	102

WALKS

Ryan, Nolan.....	116 ('71)
Darling, Ron.....	114 ('85)
Torrez, Mike.....	113 ('83)
Perez, Oliver.....	105 ('08)
Darling, Ron.....	104 ('84)
Matlack, Jon.....	99 ('73)
Hampton, Mike.....	99 ('00)
Koosman, Jerry.....	98 ('75)
Ryan, Nolan.....	97 ('70)
Leiter, Al.....	97 ('04)

SHUTOUTS

Gooden, Dwight.....	8 ('85)
Koosman, Jerry.....	7 ('68)
Matlack, Jon.....	7 ('74)
Koosman, Jerry.....	6 ('69)
Matlack, Jon.....	6 ('76)
Seaver, Tom.....	5 ('74-'76-'68-'69)
Ojeda, Bobby.....	5 ('88)
Cone, David.....	5 ('92)

STRIKEOUTS

Seaver, Tom.....	289 ('71)
Seaver, Tom.....	283 ('70)
Gooden, Dwight.....	276 ('84)
deGROM, JACOB.....	269 ('18)
Gooden, Dwight.....	268 ('85)
deGROM, JACOB.....	255 ('19)
Seaver, Tom.....	251 ('73)
Seaver, Tom.....	249 ('72)
Seaver, Tom.....	243 ('75)
Cone, David.....	241 ('91)

ERA*

Gooden, Dwight	1.53 ('85)
deGROM, JACOB...	1.70 ('18)
Seaver, Tom.....	1.76 ('71)
Seaver, Tom.....	2.08 ('73)
Koosman, Jerry.....	2.08 ('68)
Seaver, Tom.....	2.20 ('68)
Seaver, Tom.....	2.21 ('69)
Cone, David.....	2.22 ('88)
Harvey, Matt.....	2.27 ('13)
Koosman, Jerry.....	2.28 ('69)

SAVES

FAMILIA, JEURYS.....	51 ('16)
Benitez, Armando.....	43 ('01)
FAMILIA, JEURYS.....	43 ('15)
Benitez, Armando.....	41 ('00)
Wagner, Billy.....	40 ('06)
Franco, John.....	38 ('98)
Franco, John.....	36 ('97)
Rodriguez, Francisco.....	35 ('09)
Wagner, Billy.....	34 ('07)
Franco, John.....	33 ('90)
Benitez, Armando.....	33 ('02)

HOME RUNS ALLOWED

Craig, Roger.....	35 ('62)
Astacio, Pedro.....	32 ('02)
Hook, Jay.....	31 ('62)
Harnisch, Pete.....	30 ('96)
Reed, Rick.....	30 ('98)
Reed, Rick.....	28 ('00)
Craig, Roger.....	28 ('63)
Trachsel, Steve.....	28 ('01)
deGROM, JACOB.....	28 ('17)
Capuano, Chris.....	27 ('11)
MATZ, STEVEN.....	27 ('19)

HOLDS

Reed, Addison.....	40 ('16)
Weathers, David.....	26 ('03)
Heilman, Aaron.....	26 ('06)
Stanton, Mike.....	25 ('04)
Feliciano, Pedro.....	24 ('09)
Feliciano, Pedro.....	23 ('10)
FAMILIA, JEURYS.....	23 ('14)
Heilman, Aaron.....	22 ('07)
Five tied at.....	21

K PER 9*

Gooden, Dwight.....	11.39 ('84)
deGROM, JACOB.....	11.25 ('19)
deGROM, JACOB.....	11.16 ('18)
deGROM, JACOB.....	10.68 ('17)
SYNDERGAARD, N.....	10.68 ('16)
Cone, David.....	9.91 ('90)
Cone, David.....	9.79 ('92)
deGROM, JACOB.....	9.66 ('15)
Harvey, Matt.....	9.64 ('13)
Fernandez, Sid.....	9.51 ('85)

K/BB RATE*

Saberhagen, Bret.....	11.00 ('94)
Harvey, Matt.....	6.16 ('13)
deGROM, JACOB.....	5.85 ('18)
deGROM, JACOB.....	5.80 ('19)
Colón, Bartolo.....	5.67 ('15)
deGROM, JACOB.....	5.39 ('15)
Reed, Rick.....	5.28 ('98)
Harvey, Matt.....	5.08 ('15)
SYNDERGAARD, N.....	5.07 ('16)
Colón, Bartolo.....	5.03 ('14)

QUALITY STARTS

Gooden, Dwight.....	33 ('85)
Seaver, Tom.....	31 ('68)
Seaver, Tom.....	31 ('71)
Seaver, Tom.....	31 ('73)
Seaver, Tom.....	29 ('69)
Santana, Johan.....	28 ('08)
deGROM, JACOB.....	28 ('18)
Five tied with.....	27

WHIP*

deGROM, JACOB.....	0.912 ('18)
Harvey, Matt.....	0.931 ('13)
Seaver, Tom.....	0.946 ('71)
Martinez, Pedro.....	0.949 ('05)
Gooden, Dwight.....	0.965 ('85)
deGROM, JACOB.....	0.971 ('19)
Seaver, Tom.....	0.976 ('73)
Seaver, Tom.....	0.978 ('68)
deGROM, JACOB.....	0.979 ('15)
Ojeda, Bobby.....	1.004 ('88)

* minimum 162.0 innings pitched

ROOKIE BATTING LEADERS

HOME RUNS

ALONSO, PETE 53 (19)
Strawberry, Darryl..... 26 (83)
Davis, Ike..... 19 (10)
Swoboda, Ron..... 19 (65)
Milner, John..... 17 (72)
Payton, Jay..... 17 (00)
Lewis, Johnny..... 15 (65)
Agbayani, Benny..... 14 (99)
Wright, David..... 14 (04)
Four tied at..... 13

RUNS BATTED IN

ALONSO, PETE 120 (19)
Strawberry, Darryl... 74 (83)
Wigginton, Ty..... 71 (03)
Davis, Ike..... 71 (10)
Henderson, Steve..... 65 (77)
Payton, Jay..... 62 (00)
Phillips, Jason..... 58 (03)
Jones, Cleon..... 57 (66)
Jefferies, Gregg..... 56 (89)
Shinjo, Tsuyoshi..... 56 (01)

STOLEN BASES

Wilson, Mookie..... 24 (81)
Mazzilli, Lee..... 22 (77)
Jefferies, Gregg..... 21 (89)
Strawberry, Darryl... 19 (83)
Jones, Cleon..... 16 (66)
Dykstra, Lenny..... 15 (85)
Matsui, Kazuo..... 14 (04)
Reyes, José..... 13 (03)
Wigginton, Ty..... 12 (03)
Gómez, Carlos..... 12 (07)

TOTAL BASES

ALONSO, PETE 348 (19)
Davis, Ike..... 230 (10)
Wigginton, Ty..... 227 (03)
Payton, Jay..... 218 (00)
Strawberry, Darryl... 215 (83)
Hunt, Ron..... 211 (63)
Jefferies, Gregg... 199 (89)
Jones, Cleon..... 184 (66)
Lewis, Johnny..... 183 (65)
Mazzilli, Lee..... 182 (77)
Matsui, Kazuo..... 182 (04)

EXTRA-BASE HITS

ALONSO, PETE 85 (19)
Wigginton, Ty..... 53 (03)
Davis, Ike..... 53 (10)
Strawberry, Darryl... 48 (83)
Hunt, Ron..... 42 (63)
Jefferies, Gregg..... 42 (89)
Payton, Jay..... 41 (00)
Matsui, Kazuo..... 41 (04)
d'Arnaud, Travis..... 38 (14)
Swoboda, Ron..... 37 (65)

AVERAGE*

Brooks, Hubie..... .307 (81)
Phillips, Jason.... .298 (03)
Henderson, Steve... .297 (77)
Payton, Jay..... .291 (00)
Alfonzo, Edgardo... .278 (95)
Mitchell, Kevin.... .277 (86)
Jones, Cleon..... .275 (66)
Hunt, Ron..... .272 (63)
Matsui, Kazuo..... .272 (04)
Wilson, Mookie..... .271 (81)

GAMES

ALONSO, PETE 161 (19)
Mazzilli, Lee..... 159 (77)
Wigginton, Ty..... 156 (03)
Ordoñez, Rey..... 151 (96)
Elster, Kevin..... 149 (88)
Payton, Jay..... 149 (00)
Lewis, Johnny..... 148 (65)
Davis, Ike..... 147 (10)
Hunt, Ron..... 143 (63)
Gardenhire, Ron.... 141 (82)
Jefferies, Gregg... 141 (89)

AT-BATS

ALONSO, PETE 597 (19)
Wigginton, Ty..... 573 (03)
Mazzilli, Lee..... 537 (77)
Hunt, Ron..... 533 (63)
Davis, Ike..... 523 (10)
Jefferies, Gregg.. 508 (89)
Ordoñez, Rey..... 502 (96)
Jones, Cleon..... 495 (66)
Payton, Jay..... 488 (00)
Lewis, Johnny..... 477 (65)

RUNS

ALONSO, PETE 103 (19)
Jones, Cleon..... 74 (66)
Wigginton, Ty..... 73 (03)
Davis, Ike..... 73 (10)
Jefferies, Gregg... 72 (89)
Henderson, Steve... 67 (77)
Mazzilli, Lee..... 66 (77)
Matsui, Kazuo..... 65 (04)
Hunt, Ron..... 64 (63)
Lewis, Johnny..... 64 (65)

HITS

ALONSO, PETE 155 (19)
Wigginton, Ty..... 146 (03)
Hunt, Ron..... 145 (63)
Payton, Jay..... 142 (00)
Davis, Ike..... 138 (10)
Jones, Cleon..... 136 (66)
Mazzilli, Lee..... 134 (77)
Jefferies, Gregg... 131 (89)
Ordoñez, Rey..... 129 (96)
Matsui, Kauo..... 125 (04)

DOUBLES

Wigginton, Ty..... 36 (03)
Davis, Ike..... 33 (10)
Matsui, Kazuo..... 32 (04)
ALONSO, PETE 30 (19)
Turner, Justin..... 30 (11)
Hunt, Ron..... 28 (63)
Jefferies, Gregg... 28 (89)
Phillips, Jason..... 25 (03)
Mazzilli, Lee..... 24 (77)
Payton, Jay..... 23 (00)
Shinjo, Tsuyoshi... 23 (01)

TRIPLES

Wilson, Mookie..... 8 (81)
Strawberry, Darryl... 7 (83)
McNEIL, JEFF 6 (18)
Henderson, Steve... 6 (77)
Burnitz, Jeromy... 6 (93)
Wigginton, Ty..... 6 (03)
Alfonzo, Edgardo... 5 (95)
Lagares, Juan..... 5 (13)
Six tied with..... 4

WALKS

ALONSO, PETE 72 (19)
Mazzilli, Lee..... 72 (77)
Davis, Ike..... 72 (10)
Lewis, Johnny..... 59 (65)
Milner, John..... 51 (72)
Hickman, Jim..... 47 (62)
Strawberry, Darryl... 47 (83)
Wigginton, Ty..... 46 (03)
Henderson, Steve... 43 (77)
Hunt, Ron..... 40 (63)
Garrett, Wayne.... 40 (69)
Matsui, Kazuo..... 40 (04)

SLUGGING PCT.*

ALONSO, PETE583 (19)
Strawberry, Darryl... .512 (83)
Henderson, Steve... .480 (77)
Mitchell, Kevin.... .466 (86)
Payton, Jay..... .447 (00)
Phillips, Jason..... .442 (03)
Davis, Ike..... .440 (10)
Swoboda, Ron.... .424 (65)
Milner, John..... .423 (72)
d'Arnaud, Travis... .416 (14)

ON-BASE PERCENTAGE*

Phillips, Jason..... .373 (03)
Henderson, Steve... .372 (77)
ALONSO, PETE358 (19)
Davis, Ike..... .351 (10)
Brooks, Hubie..... .345 (81)
Mitchell, Kevin... .344 (86)
Milner, John..... .340 (72)
Mazzilli, Lee..... .340 (77)
Strawberry, Darryl... .336 (83)
Hunt, Ron..... .334 (63)

OPS*

ALONSO, PETE941 (19)
Henderson, Steve... .852 (77)
Strawberry, Darryl... .848 (83)
Phillips, Jason.... .815 (03)
Mitchell, Kevin..... .811 (86)
Davis, Ike..... .791 (10)
Payton, Jay..... .778 (00)
Milner, John..... .762 (72)
Brooks, Hubie..... .756 (81)
Hunt, Ron..... .730 (63)

* Min. 350 plate appearances

ROOKIE PITCHING LEADERS

GAMES

FAMILIA, JEURYS .. 76 ('14)
 Rice, Scott.....73 ('13)
 Parnell, Bobby.....68 ('09)
 Sisk, Doug.....67 ('83)
 Wakefield, Bill.....62 ('64)
 McDowell, Roger...62 ('85)
 Reardon, Jeff.....61 ('80)
 Beato, Pedro.....60 ('11)
 Bearnarth, Larry.....58 ('63)
 Robles, Hansel.....57 ('15)
SEWALD, PAUL..... 57 ('17)

STARTS

Gentry, Gary.....35 ('69)
 Seaver, Tom.....34 ('67)
 Koosman, Jerry.....34 ('68)
 Jackson, Al.....33 ('62)
 Darling, Ron.....33 ('84)
 Matlack, Jon.....32 ('72)
 Gooden, Dwight.....31 ('84)
 Seo, Jae-Weong.....31 ('03)
 Niese, Jonathon.....30 ('10)
 Yoshii, Masato.....29 ('98)

COMPLETE GAMES

Seaver, Tom.....18 ('67)
 Koosman, Jerry.....17 ('68)
 Jackson, Al.....12 ('62)
 Matlack, Jon.....8 ('72)
 Gooden, Dwight.....7 ('84)
 Gentry, Gary.....6 ('69)
 Terrell, Walt.....4 ('83)
 Gardner, Rob.....3 ('66)
 Ryan, Nolan.....3 ('68)
 Webb, Hank.....3 ('75)

WINS

Koosman, Jerry.....19 ('68)
 Gooden, Dwight.....17 ('84)
 Seaver, Tom.....16 ('67)
 Matlack, Jon.....15 ('72)
 Gentry, Gary.....13 ('69)
 Gee, Dillon.....13 ('11)
 Darling, Ron.....12 ('84)
 Bombback, Mark.....10 ('80)
 Aguilera, Rick.....10 ('85)
 Takahashi, Hisanori...10 ('10)

LOSSES

Jackson, Al.....20 ('62)
 Anderson, Craig.....17 ('62)
 Young, Anthony.....14 ('92)
 Seaver, Tom.....13 ('67)
 Tate, Randy.....13 ('75)
 Koosman, Jerry.....12 ('68)
 Gentry, Gary.....12 ('69)
 Wilson, Paul.....12 ('96)
 Seo, Jae-Weong.....12 ('03)
 Bruhart, Mike.....11 ('78)

INNINGS PITCHED

Koosman, Jerry...263.2 ('68)
 Seaver, Tom.....251.0 ('67)
 Matlack, Jon.....244.0 ('72)
 Gentry, Gary.....233.2 ('69)
 Jackson, Al.....231.1 ('62)
 Gooden, Dwight..218.0 ('84)
 Darling, Ron.....205.2 ('84)
 Seo, Jae-Weong...188.1 ('03)
 Niese, Jonathon...173.2 ('10)
 Yoshii, Masato171.2 ('98)

EARNED RUNS ALLOWED

Jackson, Al.....113 ('62)
 Gentry, Gary.....89 ('69)
 Wilson, Paul.....89 ('96)
 Darling, Ron.....87 ('84)
 Puleo, Charlie.....85 ('82)
 Niese, Jonathon.....81 ('10)
 Seo, Jae-Weong....80 ('03)
 Gee, Dillon.....79 ('11)
 Anderson, Craig....78 ('62)
 Seaver, Tom.....77 ('67)

WALKS

Darling, Ron.....104 ('84)
 Puleo, Charlie.....90 ('82)
 Tate, Randy.....86 ('75)
 Gentry, Gary.....81 ('69)
 Jackson, Al.....78 ('62)
 Seaver, Tom.....78 ('67)
 Ryan, Nolan.....75 ('68)
 Gooden, Dwight....73 ('84)
 Matlack, Jon.....71 ('72)
 Wilson, Paul.....71 ('96)
 Gee, Dillon.....71 ('11)

SHUTOUTS

Koosman, Jerry.....7 ('68)
 Jackson, Al.....4 ('62)
 Matlack, Jon.....4 ('72)
 Gentry, Gary.....3 ('69)
 Gooden, Dwight.....3 ('84)
 Seaver, Tom.....2 ('67)
 Terrell, Walt.....2 ('83)
 Darling, Ron.....2 ('84)
 Many tied with.....1

STRIKEOUTS

Gooden, Dwight...276 ('84)
 Koosman, Jerry....178 ('68)
 Seaver, Tom.....170 ('67)
 Matlack, Jon.....169 ('72)
SYNDERGAARD, N. 166 ('15)
 Gentry, Gary.....154 ('69)
 Niese, Jonathon...148 ('10)
deGROM, JACOB.....144 ('14)
 Darling, Ron.....136 ('84)
 Ryan, Nolan.....133 ('68)

ERA (100 IP)

Koosman, Jerry. 2.08 ('68)
 Sisk, Doug.....2.24 ('83)
 Matlack, Jon.....2.32 ('72)
 Gooden, Dwight 2.60 ('84)
 Reardon, Jeff.....2.61 ('80)
deGROM, JACOB 2.69 ('14)
 Seaver, Tom.....2.76 ('67)
 McDowell, Roger....2.83 ('85)
 Ryan, Nolan.....3.09 ('68)
 Aguilera, Rick.....3.24 ('85)
SYNDERGAARD, N. ..3.24 ('15)

SAVES

McDowell, Roger....17 ('85)
 Young, Anthony.....15 ('92)
 Sisk, Doug.....11 ('83)
 Allen, Neil.....8 ('79)
 Takahashi, Hisanori ..8 ('10)
 Baldwin, Rick.....6 ('75)
 Reardon, Jeff.....6 ('80)
 Myers, Randy.....6 ('87)
 Parker, Harry.....5 ('73)
FAMILIA, JEURYS 5 ('14)

HOLDS

FAMILIA, JEURYS .. 23 ('14)
 Rice, Scott.....17 ('13)
 Parnell, Bobby.....16 ('09)
SEWALD, PAUL..... 13 ('17)
 Black, Vic.....12 ('14)
 Robles, Hansel.....12 ('15)
 Beato, Pedro.....11 ('11)
 Smith, Joe.....10 ('07)
 Lidle, Cory.....9 ('97)
 Myers, Randy.....7 ('87)
 Smoker, Josh.....7 ('17)

HOME RUNS ALLOWED

Gentry, Gary.....24 ('69)
 Mlicki, Dave.....23 ('95)
 Yoshii, Masato.....22 ('98)
 Seaver, Tom.....19 ('67)
SYNDERGAARD, N. 19 ('15)
 Anderson, Craig.....18 ('62)
 Seo, Jae-Weong.....18 ('03)
 Gee, Dillon.....18 ('11)
 Parsons, Tom.....17 ('65)
 Bombback, Mark.....17 ('80)
 Darling, Ron.....17 ('84)
GSSELLMAN, ROBERT .. 17 ('17)

ALL-TIME LEADERS

HOME RUNS

AT HOME (SEASON)

PETE ALONSO	27	2019
Darryl Strawberry.....	24.....	1990
Darryl Strawberry.....	21.....	1988
Howard Johnson.....	21.....	1991
Cliff Floyd.....	21.....	2005
Carlos Delgado.....	21.....	2008
David Wright.....	21.....	2008

ON THE ROAD (SEASON)

PETE ALONSO	26	2019
Carlos Beltrán.....	26.....	2006
Howard Johnson.....	23.....	1987
Dave Kingman.....	22.....	1975
Mike Piazza.....	22.....	1999
Carlos Beltrán.....	22.....	2007
Dave Kingman.....	21.....	1976
Todd Hundley.....	21.....	1996
Mike Piazza.....	21.....	2000
Mike Piazza.....	21.....	2002
Ike Davis.....	21.....	2012

IN A MONTH (INDIVIDUAL)

April	PETE ALONSO	2019	9
	Carlos Delgado.....	2006.....	9
	Dave Kingman.....	1976.....	9
	John Buck.....	2013.....	9
	Neil Walker.....	2016.....	9
May	PETE ALONSO	2019	10
	Darryl Strawberry.....	1987.....	10
	Carlos Beltrán.....	2006.....	10
June	Tommie Agee.....	1970.....	11
	Howard Johnson.....	1989.....	11
July	Dave Kingman.....	1975.....	13
August	Mike Piazza.....	1999.....	11
September	Gary Carter.....	1985.....	13

IN ANY MONTH

Dave Kingman.....	July.....	1975.....	13
Gary Carter.....	September.....	1985.....	13
PETE ALONSO	September	2019	11
Tommie Agee.....	June.....	1970.....	11
Lee Mazzilli.....	July.....	1980.....	11
Howard Johnson.....	June.....	1989.....	11
Mike Piazza.....	August.....	1999.....	11

IN A MONTH (TEAM)

April.....	2017.....	37
May.....	2016.....	40
June.....	2017.....	50
July.....	2004.....	38
August.....	2015.....	45
	2016.....	45
September.....	2019.....	50

IN EXTRA INNINGS (CAREER)

Howard Johnson.....	9
Kevin McReynolds.....	5
Tommie Agee.....	4
Bobby Bonilla.....	4
Todd Hundley.....	4
Mike Piazza.....	4
Darryl Strawberry.....	4

AS A DESIGNATED HITTER (CAREER)

Mike Piazza.....	9
YOENIS CÉPEDES	3
Carlos Delgado.....	3
Gary Sheffield.....	3
Carlos Beltrán.....	3

ALL-STAR HOME RUNS

David Wright.....	2006
Lee Mazzilli.....	1979

INTERLEAGUE (SEASON)

MICHAEL CONFORTO	2017	7
Lucas Duda.....	2014.....	7
Neil Walker.....	2016.....	7
Eight tied with.....		6

INTERLEAGUE (CAREER)

Mike Piazza.....	28
David Wright.....	21
Curtis Granderson.....	19
Carlos Beltrán.....	16
MICHAEL CONFORTO	15
Cliff Floyd.....	14
Lucas Duda.....	12
Carlos Delgado.....	11
José Reyes.....	11

RBI

IN A MONTH-INDIVIDUAL

April	Jeff Kent.....	1994.....	26
May	Willie Montanez.....	1978.....	28
June	Mike Piazza.....	2000.....	32
July	Carlos Beltrán.....	2006.....	32
August	Mike Piazza.....	1999.....	33
September	Gary Carter.....	1985.....	34

IN ANY MONTH

Gary Carter.....	September.....	1985.....	34
Mike Piazza.....	August.....	1999.....	33
Mike Piazza.....	June.....	2000.....	32
Carlos Beltrán.....	July.....	2006.....	32
Dave Kingman.....	July.....	1975.....	31

INTERLEAGUE (SEASON)

David Wright.....	2010.....	24
MICHAEL CONFORTO	2019	19
Mike Piazza.....	1999.....	19
Lucas Duda.....	2014.....	19
Todd Zeile.....	2000.....	17
PETE ALONSO	2019	16
Mike Piazza.....	2000.....	16
Mike Piazza.....	2001.....	16
David Wright.....	2008.....	16
Ike Davis.....	2012.....	16

INTERLEAGUE (CAREER)

David Wright.....	106
Mike Piazza.....	80
José Reyes.....	61
Carlos Beltrán.....	57
Daniel Murphy.....	55
Lucas Duda.....	49
MICHAEL CONFORTO	47
Edgardo Alfonzo.....	46

30-30 SEASONS

Player	Year	HR	SB
Howard Johnson	1987	36	32
Darryl Strawberry	1987	39	36
Howard Johnson	1989	36	41
Howard Johnson	1991	38	30
David Wright	2007	30	34

30 HOME RUN/100 RBI SEASONS

Player	Year	HR	RBI
Gary Carter	1985	32	100
Darryl Strawberry	1987	39	104
Darryl Strawberry	1988	39	101
Howard Johnson	1989	36	101
Darryl Strawberry	1990	37	108
Howard Johnson	1991	38	117
Bernard Gilkey	1996	30	117
Todd Hundley	1996	41	112
Mike Piazza	1999	40	124
Robin Ventura	1999	32	120
Mike Piazza	2000	38	113
Carlos Beltrán	2006	41	116
Carlos Delgado	2006	38	114
Carlos Beltrán	2007	33	112
David Wright	2007	30	107
David Wright	2008	33	124
Carlos Delgado	2008	38	115
PETE ALONSO	2019	53	120

NATIONAL LEAGUE LEADERS

HOME RUNS

Dave Kingman	1982	37
Darryl Strawberry	1988	39
Howard Johnson	1991	38
PETE ALONSO	2019	53

RBI

Howard Johnson	1991	117
----------------------	------	-----

BATTING AVERAGE

José Reyes	2011	.337
------------------	------	------

STOLEN BASES

José Reyes	2005	60
José Reyes	2006	64
José Reyes	2007	78
Eric Young, Jr.	2013	46

WINS

Tom Seaver	1969	25
Tom Seaver	1975	22
Dwight Gooden	1985	24

ERA

Tom Seaver	1970	2.82
Tom Seaver	1971	1.76
Tom Seaver	1973	2.08
Craig Swan	1982	2.43
Dwight Gooden	1985	1.53
Johan Santana	2008	2.53
JACOB deGROM	2018	1.70

STRIKEOUTS

Tom Seaver	1970	283
Tom Seaver	1971	289
Tom Seaver	1973	251
Tom Seaver	1975	243
Tom Seaver	1976	235
Dwight Gooden	1984	276
Dwight Gooden	1985	268
David Cone	1990	233
David Cone	1991	241
R.A. Dickey	2012	230
JACOB deGROM	2019	255

SAVES

John Franco	1990	33
John Franco	1994	30
JEURYS FAMILIA	2016	51

PERFECT INNINGS

Nolan Ryan and David Cone are the only pitchers in Mets history to strike out the side on nine pitches... Ryan did it in the third inning on April 19, 1968 vs. Los Angeles (Claude Osteen, Wes Parker and Zoilo Versalles)...Cone did it in the fifth inning, August 30, 1991 at Cincinnati (Herm Winningham, Randy Myers and Mariano Duncan).

ALL-TIME TEAM STATISTICS

BATTING

Year	AVG	G	AB	R	H	2B	3B	HR	RBI	BB	SO	SB
1962	.240	161	5492	617	1318	166	40	139	573	616	991	59
1963	.219	162	5336	501	1168	156	35	96	459	457	1078	41
1964	.246	163	5566	569	1372	195	31	103	527	353	932	36
1965	.221	164	5441	495	1202	203	27	107	460	392	1129	28
1966	.239	161	5371	587	1286	187	35	98	534	446	992	55
1967	.238	162	5417	498	1288	178	23	83	461	362	981	58
1968	.228	163	5503	473	1252	178	30	81	434	379	1203	72
1969	.242	162	5427	632	1311	184	41	109	598	527	1089	66
1970	.249	162	5443	695	1358	211	42	120	640	684	1062	118
1971	.249	162	5477	588	1365	203	29	98	546	547	958	89
1972	.225	156	5135	528	1154	175	31	105	490	589	990	41
1973	.246	161	5457	608	1345	198	24	85	553	540	805	27
1974	.235	162	5468	572	1286	183	22	96	538	597	735	43
1975	.256	162	5587	646	1430	217	34	101	604	501	805	32
1976	.246	162	5415	615	1334	198	34	102	560	561	797	66
1977	.244	162	5410	587	1319	227	30	88	525	529	887	98
1978	.245	162	5433	607	1332	227	47	86	561	549	829	100
1979	.250	163	5591	593	1399	255	41	74	558	498	817	135
1980	.257	162	5478	611	1407	218	41	61	554	501	840	158
1981	.248	105	3493	348	868	136	35	57	325	304	603	103
1982	.247	162	5510	609	1361	227	26	97	568	456	1005	137
1983	.241	162	5444	575	1314	172	26	112	542	436	1031	141
1984	.257	162	5438	652	1400	235	25	107	607	500	1001	149
1985	.257	162	5549	695	1425	239	35	134	651	546	872	117
1986	.263	162	5558	783	1462	261	31	148	730	631	968	118
1987	.268	162	5601	823	1499	287	34	192	771	592	1012	159
1988	.256	160	5408	703	1387	251	24	152	659	544	842	140
1989	.246	162	5489	683	1351	280	21	147	633	504	934	158
1990	.256	162	5504	775	1410	278	21	172	734	536	851	110
1991	.244	161	5359	640	1305	250	24	117	605	578	789	153
1992	.235	162	5340	599	1254	259	17	93	564	572	956	129
1993	.248	162	5448	672	1350	228	37	158	632	448	879	79
1994	.250	113	3869	506	966	164	21	117	477	336	807	25
1995	.267	144	4958	657	1323	218	34	125	617	446	994	58
1996	.270	162	5618	746	1515	267	47	147	697	445	1069	97
1997	.262	162	5524	777	1448	274	28	153	741	550	1029	97
1998	.259	162	5510	706	1425	289	24	136	671	572	1049	62
1999	.279	163	5572	853	1553	297	14	181	814	717	994	150
2000	.263	162	5486	807	1445	281	20	198	761	675	1037	66
2001	.249	162	5459	642	1361	273	18	147	608	545	1062	66
2002	.256	161	5496	690	1409	238	22	160	650	486	1044	87
2003	.247	161	5341	642	1317	262	24	124	607	489	1035	70
2004	.249	162	5532	684	1376	289	20	185	658	512	1159	107
2005	.258	162	5505	722	1421	279	32	175	683	486	1075	153
2006	.264	162	5558	834	1469	323	41	200	800	547	1071	146
2007	.275	162	5605	804	1543	294	27	177	761	549	981	200
2008	.266	162	5606	799	1491	274	38	172	751	619	1024	138
2009	.270	162	5453	671	1472	295	49	95	631	526	928	122
2010	.249	162	5465	656	1361	266	40	128	625	502	1095	130
2011	.264	162	5600	718	1477	309	39	108	676	571	1085	130
2012	.249	162	5450	650	1357	286	21	139	625	503	1250	79
2013	.237	162	5559	619	1318	263	32	130	593	512	1384	114
2014	.239	162	5472	629	1306	275	19	125	602	516	1264	101
2015	.244	162	5527	683	1351	295	17	177	654	488	1290	51
2016	.246	162	5459	671	1342	240	19	218	649	517	1302	42
2017	.250	162	5510	735	1379	286	28	224	713	529	1291	58
2018	.234	162	5468	676	1282	265	34	170	649	566	1404	71
2019	.257	162	5624	791	1445	280	17	242	767	516	1384	56

ALL-TIME TEAM STATISTICS

PITCHING

Year	ERA	G	CG	SHO	SV	IP	H	R	ER	BB	SO	HR
1962	5.04	161	43	4	10	1430.0	1577	948	801	571	772	192
1963	4.12	162	42	5	12	1427.1	1452	774	654	529	806	162
1964	4.25	163	40	10	15	1438.2	1511	776	680	466	717	130
1965	4.06	164	29	11	14	1454.2	1462	752	656	498	776	147
1966	4.17	161	37	9	22	1427.0	1497	761	661	521	773	166
1967	3.73	162	36	10	19	1433.2	1369	672	594	536	893	124
1968	2.72	163	45	25	32	1483.1	1250	499	449	430	1014	87
1969	2.99	162	51	28	35	1468.1	1217	541	487	517	1012	119
1970	3.45	162	47	10	32	1459.2	1260	630	559	575	1064	135
1971	2.99	162	42	13	22	1466.1	1227	550	487	529	1157	100
1972	3.26	156	32	12	41	1414.2	1263	578	513	486	1059	118
1973	3.26	161	47	15	40	1465.0	1345	588	531	490	1027	127
1974	3.42	162	46	15	14	1470.1	1433	646	558	504	908	99
1975	3.39	162	40	14	31	1466.0	1344	625	552	580	989	99
1976	2.94	162	53	18	25	1449.0	1248	538	473	419	1025	97
1977	3.77	162	27	12	28	1433.2	1378	663	601	490	911	118
1978	3.87	162	21	7	26	1455.1	1447	690	626	531	775	114
1979	3.84	163	16	10	36	1482.2	1486	706	633	607	819	120
1980	3.85	162	17	9	33	1451.1	1473	702	621	510	886	140
1981	3.55	105	7	3	24	926.0	906	432	365	336	490	74
1982	3.88	162	15	5	37	1447.1	1508	723	624	582	759	119
1983	3.68	162	18	7	33	1451.0	1384	680	593	615	717	97
1984	3.60	162	12	15	50	1442.2	1371	676	577	573	1028	104
1985	3.11	162	32	19	37	1488.0	1306	568	514	515	1039	111
1986	3.11	162	27	11	46	1484.0	1304	578	513	509	1083	103
1987	3.84	162	16	7	51	1454.0	1407	698	621	510	1032	135
1988	2.91	160	31	22	46	1439.0	1253	532	465	404	1100	78
1989	3.29	162	24	12	38	1454.1	1260	595	531	532	1108	115
1990	3.43	162	18	14	41	1440.0	1339	613	548	444	1217	119
1991	3.56	161	12	11	39	1437.1	1403	646	568	410	1028	108
1992	3.66	162	17	13	34	1446.2	1404	653	588	482	1025	98
1993	4.05	162	16	8	22	1438.0	1483	744	647	434	867	139
1994	4.13	113	7	3	35	1023.0	1069	526	470	332	640	117
1995	3.88	144	9	9	36	1291.0	1296	618	556	401	901	133
1996	4.22	162	10	10	41	1440.0	1517	779	675	532	999	159
1997	3.95	162	7	8	49	1459.1	1452	709	640	504	982	160
1998	3.76	162	9	16	46	1458.0	1381	645	609	532	1129	152
1999	4.27	163	5	7	49	1456.2	1372	711	691	617	1172	167
2000	4.16	162	8	10	49	1450.0	1398	738	670	574	1164	164
2001	4.07	162	6	14	48	1445.2	1418	713	654	438	1191	186
2002	3.89	161	9	10	36	1442.2	1408	703	624	543	1107	163
2003	4.48	161	3	10	38	1413.1	1497	754	704	576	907	168
2004	4.09	162	2	6	31	1449.0	1452	731	658	592	977	156
2005	3.76	162	8	11	38	1435.2	1390	648	599	491	1012	135
2006	4.14	162	5	12	43	1461.2	1402	731	673	527	1161	180
2007	4.26	162	2	10	39	1452.1	1415	750	687	570	1134	165
2008	4.07	162	5	12	43	1464.1	1415	715	662	590	1181	163
2009	4.45	162	3	12	39	1426.0	1452	757	705	616	1031	158
2010	3.70	162	8	19	36	1453.0	1438	652	597	545	1106	135
2011	4.19	162	6	9	43	1448.0	1482	742	674	514	1126	147
2012	4.09	162	7	5	36	1434.0	1368	709	651	488	1240	161
2013	3.77	162	4	10	40	1476.2	1442	684	618	458	1209	152
2014	3.49	162	1	10	42	1463.2	1370	618	568	509	1303	141
2015	3.43	162	1	14	50	1462.2	1341	613	557	383	1337	152
2016	3.57	162	1	13	55	1447.0	1397	617	574	439	1396	152
2017	5.01	162	2	5	34	1434.2	1538	863	799	593	1374	220
2018	4.07	162	3	15	41	1460.2	1364	707	661	484	1446	185
2019	4.24	162	3	12	38	1461.0	1405	737	688	500	1520	204

YEAR-BY-YEAR RECORD

Year	W-L	Pct.	Pos	GB/GA	Manager
1962	40-120	.250	10	-60.5	Stengel
1963	51-111	.315	10	-48.0	Stengel
1964	53-109	.327	10	-40	Stengel
1965	50-112	.309	10	-47	Stengel-Westrum
1966	66-95	.410	9	-28.5	Westrum
1967	61-101	.377	10	-40.5	Westrum-Parker
1968	73-89	.451	9	-24	Hodges
1969	100-62	.617	1-East	+8	Hodges
1970	83-79	.512	3-East	-6	Hodges
1971	83-79	.512	3-East (T)	-14	Hodges
1972	83-73	.532	3-East	-13.5	Berra
1973	82-79	.509	1-East	+1.5	Berra
1974	71-91	.438	5-East	-17	Berra
1975	82-80	.506	3-East (T)	-10.5	Berra-McMillan
1976	86-76	.531	3-East	-15	Frazier
1977	64-98	.395	6-East	-37	Frazier-Torre
1978	66-96	.407	6-East	-24	Torre
1979	63-99	.389	6-East	-35	Torre
1980	67-95	.414	5-East	-24	Torre
1981	41-62	.398	5-East	-18.5	Torre
1982	65-97	.401	6-East	-27	Bamberger
1983	68-94	.420	6-East	-22	Bamberger-Howard
1984	90-72	.556	2-East	-6.5	Johnson
1985	98-64	.605	2-East	-3	Johnson
1986	108-54	.667	1-East	+21.5	Johnson
1987	92-70	.568	2-East	-3	Johnson
1988	100-60	.625	1-East	+15	Johnson
1989	87-75	.537	2-East	-6	Johnson
1990	91-71	.562	2-East	-4	Johnson-Harrelson
1991	77-84	.478	5-East	-20.5	Harrelson-Cubbage
1992	72-90	.444	5-East	-24.0	Torborg
1993	59-103	.364	7-East	-38.0	Torborg-Green
1994	55-58	.487	3-East	-18.5	Green
1995	69-75	.479	2-East (T)	-21.0	Green
1996	71-91	.438	4-East	-25.0	Green-Valentine
1997	88-74	.543	3-East	-13.0	Valentine
1998	88-74	.543	2-East	-18.0	Valentine
1999	97-66	.595	2-East	-6.5	Valentine
2000	94-68	.580	2-East	-1.0	Valentine
2001	82-80	.506	3-East	-6.0	Valentine
2002	75-86	.466	5-East	-26.5	Valentine
2003	66-95	.410	5-East	-34.5	Howe
2004	71-91	.438	4-East	-25.0	Howe
2005	83-79	.512	3-East (T)	-7.0	Randolph
2006	97-65	.599	1-East	+12.0	Randolph
2007	88-74	.543	2-East	-1.0	Randolph
2008	89-73	.549	2-East	-3.0	Randolph-Manuel
2009	70-92	.432	4-East	-23.0	Manuel
2010	79-83	.488	4-East	-18.0	Manuel
2011	77-85	.475	4-East	-25.0	Collins
2012	74-88	.457	4-East	-24.0	Collins
2013	74-88	.457	3-East	-22.0	Collins
2014	79-83	.488	2-East (T)	-17.0	Collins
2015	90-72	.556	1-East	+7.0	Collins
2016	87-75	.537	2-East	-8.0	Collins
2017	70-92	.432	4-East	-27.0	Collins
2018	77-85	.475	4-East	-13.0	Callaway
2019	86-76	.531	3-East	-11.0	Callaway
TOTALS	4,448-4,808	.481			

ALL-TIME WIN-LOSS BREAKDOWN

Year	Home	Road	Day	Night	vs. NL			vs. AL			1-Run	Extra	DHs	Overall
					East	Cent	West	East	Cent	West				
1962	22-58	18-62	24-62	16-58	—	—	—	—	—	—	19-39	4-13	3-17-10	40-120
1963	34-47	17-64	32-60	19-51	—	—	—	—	—	—	18-32	8-4	3-6-10	51-111
1964	33-48	20-61	28-58	25-51	—	—	—	—	—	—	17-30	3-6	4-12-6	53-109
1965	29-52	21-60	29-57	25-51	—	—	—	—	—	—	20-32	8-6	5-11-8	50-112
1966	32-49	34-46	34-47	32-48	—	—	—	—	—	—	25-24	5-7	5-6-12	66-95
1967	36-42	25-59	28-42	33-59	—	—	—	—	—	—	24-30	9-9	4-8-13	61-101
1968	32-49	41-40	30-43	43-47	—	—	—	—	—	—	26-37	2-13	2-9-11	73-89
1969	52-30	48-32	45-30	55-32	57-33	—	43-29	—	—	—	41-23	10-6	11-3-8	100-62
1970	44-38	39-41	41-30	42-49	50-40	—	33-39	—	—	—	24-27	9-11	3-2-8	83-79
1971	44-37	39-42	32-38	51-41	49-41	—	34-38	—	—	—	31-27	13-9	4-2-5	83-79
1972	41-37	42-36	33-32	50-41	48-36	—	35-37	—	—	—	33-15	7-6	3-1-6	83-73
1973	43-38	39-41	28-34	54-45	48-41	—	34-38	—	—	—	31-32	7-12	2-3-8	82-79
1974	36-45	35-46	37-32	34-59	39-51	—	32-40	—	—	—	17-36	4-16	2-11-5	71-91
1975	42-39	40-41	30-33	52-47	40-50	—	42-30	—	—	—	23-29	8-10	1-7-6	82-80
1976	45-37	41-39	40-31	46-45	47-43	—	39-33	—	—	—	30-30	3-8	1-2-6	86-76
1977	35-44	29-54	29-36	35-62	34-56	—	30-42	—	—	—	18-28	7-5	1-6-9	64-98
1978	33-47	33-49	24-39	42-57	37-53	—	29-43	—	—	—	27-35	8-17	1-3-8	66-96
1979	28-53	35-46	28-38	35-61	33-57	—	30-42	—	—	—	24-35	7-12	2-8-9	63-99
1980	38-44	29-51	31-41	36-54	41-49	—	26-46	—	—	—	26-34	8-13	2-4-6	67-95
1981	24-27	17-35	22-20	19-42	27-32	—	14-30	—	—	—	14-12	6-1	0-2-3	41-62
1982	33-48	32-49	25-27	40-70	37-53	—	28-44	—	—	—	23-31	7-9	0-5-6	65-97
1983	41-41	27-53	23-28	45-66	40-50	—	28-44	—	—	—	28-29	12-4	4-2-5	68-94
1984	48-33	42-39	25-32	65-40	46-44	—	44-28	—	—	—	29-20	11-1	4-3-2	90-72
1985	51-30	47-34	36-25	62-39	52-38	—	46-26	—	—	—	33-31	12-10	2-1-2	98-64
1986	55-26	53-28	42-19	66-35	59-31	—	49-23	—	—	—	29-20	13-10	4-1-4	108-54
1987	49-32	43-38	27-29	65-41	53-37	—	39-33	—	—	—	29-23	5-11	2-0-1	92-70
1988	56-24	44-36	34-20	66-40	57-33	—	43-27	—	—	—	31-21	9-5	2-0-1	100-60
1989	51-30	36-45	24-32	63-43	48-42	—	39-33	—	—	—	22-30	8-10	2-1-0	87-75
1990	52-29	39-42	31-26	60-45	51-39	—	40-32	—	—	—	23-28	5-5	2-2-3	91-71
1991	40-42	37-42	24-29	53-55	44-45	—	33-39	—	—	—	20-29	8-8	0-0-3	77-84
1992	41-40	31-50	21-27	51-63	34-56	—	38-34	—	—	—	24-30	4-9	1-2-2	72-90
1993	28-53	31-50	21-38	38-65	30-48	—	29-55	—	—	—	19-35	8-7	0-1-2	59-103
1994	23-30	32-28	18-18	37-40	15-21	21-14	19-23	—	—	—	19-20	4-8	0-0-1	55-58
1995	40-32	29-43	17-23	52-52	27-25	21-24	21-26	—	—	—	21-24	9-7	1-0-0	69-75
1996	42-39	29-52	27-31	44-60	25-27	28-33	18-31	—	—	—	23-35	8-8	1-1-3	71-91
1997	50-31	38-43	37-26	51-48	29-19	34-21	18-26	7-8	—	—	21-27	11-7	0-1-3	88-74
1998	47-34	41-40	33-26	55-48	22-26	33-21	24-20	9-7	—	—	35-26	7-9	4-1-3	88-74
1999	49-32	48-34	32-23	65-43	27-23	33-18	25-19	12-6	—	—	27-19	6-5	1-0-1	97-66
2000	55-26	39-42	33-24	61-44	27-23	34-16	24-20	9-9	—	—	29-20	10-8	3-0-0	94-68
2001	44-37	38-43	22-34	60-46	43-33	15-21	14-18	10-8	—	—	30-20	10-10	0-0-0	82-80
2002	38-43	37-43	21-33	54-53	35-41	20-15	10-22	3-3	7-5	—	27-26	5-9	0-2-1	75-86
2003	34-46	32-49	21-30	45-65	27-49	17-22	17-14	0-6	—	5-4	15-28	1-6	0-3-0	66-95
2004	38-43	33-48	25-31	46-60	29-47	15-21	17-15	4-2	6-6	—	23-24	11-6	0-1-2	71-91
2005	48-33	35-46	26-26	57-53	38-36	20-21	20-12	3-3	—	2-7	21-24	8-6	0-0-1	83-79
2006	50-31	47-34	36-19	61-46	45-29	23-17	23-10	6-9	—	—	31-16	9-5	1-0-2	97-65
2007	41-40	47-34	30-22	58-52	35-37	28-12	17-18	3-3	2-4	3-0	22-15	7-8	0-0-0	88-74
2008	48-33	41-40	29-25	60-48	40-32	20-20	20-15	4-2	—	5-4	16-19	9-9	0-0-2	89-73
2009	41-40	29-52	30-25	40-67	28-44	23-17	14-21	5-10	—	—	19-24	4-7	0-0-0	70-92
2010	47-34	32-49	22-26	57-57	31-41	21-19	14-18	6-3	7-2	—	25-30	7-9	1-1-0	79-83
2011	34-47	43-38	24-26	53-59	33-39	19-20	16-17	2-4	2-1	5-4	21-28	7-7	1-3-0	77-85
2012	36-45	38-43	33-26	41-62	32-40	17-22	17-19	8-7	—	—	20-22	3-7	0-1-0	74-88
2013	33-48	41-40	31-34	43-54	34-42	12-21	17-16	4-0	7-9	—	29-28	8-12	1-1-2	74-88
2014	40-41	39-42	31-22	48-61	38-38	16-18	14-18	2-2	—	9-7	26-29	7-8	0-0-2	79-83
2015	49-32	41-40	32-17	58-55	47-29	13-20	21-12	9-11	—	—	25-24	9-6	0-1-0	90-72
2016	44-37	43-38	29-17	58-58	40-36	22-10	13-21	2-2	10-6	—	25-22	8-5	0-1-1	87-75
2017	37-44	33-48	14-33	56-59	37-39	14-19	12-21	0-4	—	7-9	21-24	3-8	1-1-2	70-92
2018	37-44	40-41	26-27	51-58	40-36	13-20	16-17	8-12	—	—	16-26	9-9	1-0-3	77-85
2019	48-33	38-43	28-23	58-53	40-36	14-19	17-16	2-2	13-3	—	24-23	7-9	1-0-1	86-76
Totals	2087-2544	2778-2996	546-501	118-123	36-35	426-472	4448-4808							
	2361-2264	1670-1812	2012-1996	1335-1390	54-36	1409-1537	99-159-218							

MONTHLY WIN-LOSS BREAKDOWN

Month	Most Wins	Fewest Wins	2019	Total
March	2-1 (2019) 2-0 (2018)	0-1 (2003) 0-1 (2014)	2-1	5-3
April	16-8 (2006) 16-10 (2002)	2-10 (1964)	13-13	604-581
May	21-7 (1972)	8-21 (1977) 8-18 (1979)	13-15	756-826-2
June	21-7 (1990)	5-21 (2018)	10-18	742-846-1
July	21-7 (1985) 21-9 (1984)	4-25 (1963)	14-8	758-797
August	21-11 (1986) 21-10 (1969)	5-24 (1982)	17-11	775-885
September	23-7 (1969)	6-18 (1962)	17-10	747-821-2
October	5-0 (1986) 5-1 (1972)	0-3 (2 Times)	0-0	59-48-2

*1981, 1994 and 1995 low totals not reflected due to shortened season.

MARATHON GAMES

Date	Opponent	Inn.	Score	Winner	Loser	Site
9-11-74	Cardinals	25	L, 3-4	S. Siebert	Webb	Shea
4-15-68	Astros	24	L, 0-1	Blasingame	Rohr	Houston
5-31-64	Giants	23	L, 6-8	G. Perry	Cisco	Shea
6-8-13	Marlins	20	L, 1-2	Slowey	Marcum	Citi Field
4-17-10	Cardinals	20	W, 2-1	Rodriguez	Mather	St. Louis
7-4-85	Braves	19	W, 16-13	Gorman	Camp	Atlanta
5-24-73	Dodgers	19	W, 7-3	Stone	Rau	LA
5-4-19	Brewers	18	L, 4-3	Williams	Flexen	Milwaukee
7-19-15	Cardinals	18	W, 3-1	C. Torres	Martinez	St. Louis
4-28-85	Pirates	18	W, 5-4	Gorman	Tunnell	Shea
8-26-80	Padres	18	L, 6-8	Rasmussen	Falcone	Shea
6-18-79	Astros	18	L, 2-3	Roberge	Hausman	Houston
9-16-75	Expos	18	W, 4-3	Baldwin	DeMola	Shea
8-1-72	Phillies	18	W, 3-2	Sadecki	Brandon	Shea
10-2-65	Phillies	18	0-0	—	—	Shea
8-5-71	Braves	17	L, 1-2	Barber	R. Taylor	Atlanta
8-19-68	Giants	17	L, 0-1	Linzy	R. Taylor	Shea
5-21-68	Pirates	17	W, 4-3	R. Taylor	Moose	Shea
5-13-66	Giants	17	L, 4-5	Priddy	Eilers	Shea
4-19-76	Cardinals	17	W, 4-3	Apodaca	Wallace	St. Louis
7-9-77	Expos	17	W, 7-5	P. Siebert	McEnaney	Shea
6-10-83	Expos	17	W, 4-2	Ownbey	B. Smith	Shea
9-29-93	Cardinals	17	W, 1-0	Greer	Lancaster	Shea
7-7-07	Astros	17	W, 5-3	Sele	Moehler	Houston

HISTORICAL RECORDS

BATTING

GAMES PLAYED

Season
162..... John Olerud, 1999
Felix Millan, 1975

Career
1,853..... Ed Kranepool

Consecutive
200..... José Reyes,
4/24/05-6/5/06

AT-BATS

Individual, Game
11..... Dave Schneck at St. Louis
9/11/74 (25 innings)

Individual, Season
696..... José Reyes, 2005

Individual, Season, Rookie
597..... Pete Alonso, 2019

Individual, Career
5,998..... David Wright

Team, Nine-Inning Game
52..... at Philadelphia (G1), 8/16/18

Team, Extra-Inning Game
89..... vs. St. Louis,
9/11/74 (25 innings)

Team, Season
5,624..... 2019

RUNS

Individual, Game
6..... Edgardo Alfonzo
at Houston, 8/30/99

Individual, Season
127..... Carlos Beltrán, 2006

Individual, Season, Rookie
103..... Pete Alonso, 2019

Individual, Career
949..... David Wright

Team, Most in an Inning
12..... 4/29/16
vs. San Francisco (third inning)
(for entire list see chart on page 210)

Team, Game
24..... at Philadelphia (G1), 8/16/18

Team, Two Consecutive Games
40 .. at Baltimore, 8/15/18 (Won, 16-5)
at Philadelphia, 8/16/18 G1 (Won, 24-4)

Team, Doubleheader
30..... at Philadelphia, 8/16/18
(Won 24-4 & Lost 9-6)

Team, Most In A Season
853..... 1999

Team, Fewest in a Season*
473..... 1968

HITS

Individual, Game
6..... Wilmer Flores
vs. Chicago-NL, 7/3/16

..... Edgardo Alfonzo
at Houston, 8/30/99

Individual, Season
227..... Lance Johnson, 1996

Individual, Season, Rookie
155..... Pete Alonso, 2019

Individual, Career
1,777..... David Wright

Team, Most in an Inning
10..... vs. Atlanta, 8/18/09
(fourth inning)

Team, Nine-Inning Game
25..... at Philadelphia (G1), 8/16/18

Team, Extra-Inning Game
28..... at Atlanta, 7/4/85
(19 innings)

Team, Most, Season
1,553..... 1999

Team, Fewest, Season*
1,168..... 1963

HITTING STREAKS

Individual, Consecutive Games
30..... Moises Alou,
8/23-9/26/07

Consecutive Games, Lefthander
23..... John Olerud,
7/19-8/9/98

Consecutive Games, Rookie
23..... Mike Vail,
8/22-9/15/75

Consecutive At-bats With a Hit
9..... José Vizcaino, 4/23-4/25/96

Individual, Consecutive Games on Road
24..... José Reyes,
6/28-9/24/10

Individual, Consecutive Games at Home
22..... Edgardo Alfonzo,
5/16-7/6/97

SINGLES

Individual, Nine-Inning Game
5..... Dave Magadan
vs. Houston, 7/24/87 (G2)

Individual, Extra-Inning Game
5 (two times)..... Jim Hickman
at Atlanta, 9/30/64 (12 innings)
Gary Carter
at Atlanta, 7/4/85 (19 innings)

Team, Nine-Inning Game
18..... at Atlanta, 8/15/19
..... at Atlanta, 8/7/71

Team, Extra-Inning Game
23..... at Atlanta, 7/4/85
(19 innings)

Team, Most, Season
1,087..... 1980

DOUBLES

Individual, Game
3 (29 times)..... last, Brandon Nimmo
vs. Cincinnati, 8/8/18

Individual, Season
44..... Bernard Gilkey, 1996

Individual, Season, Rookie
36..... Ty Wigginton, 2003

Individual, Career
390..... David Wright

Team, Most, Game
10..... at Montreal, 9/27/01

Team, Most, Season
323..... 2006

TRIPLES

Individual, Game
3..... Doug Flynn
at Montreal, 8/5/80

Individual, Season
21..... Lance Johnson, 1996

Individual, Season, Rookie
8..... Mookie Wilson, 1981

Individual, Career
110..... José Reyes

Team, Most, Nine-Inning Game
4..... vs. Chicago, 5/23/70

Team, Most, Extra-Inning Game
4..... vs. San Diego, 7/6/79
(12 innings)

Team, Most, Season
49..... 2009

HOME RUNS

Individual, Game
 3 (14 times).....Robinson Canó
 vs. San Diego, 7/23/19
Yoenis Céspedes
 at Philadelphia, 4/11/17
Yoenis Céspedes
 at Colorado, 8/21/15
Lucas Duda
 vs. San Diego, 7/29/15
Kirk Nieuwenhuis
 vs. Arizona, 7/12/15
Ike Davis
 at Arizona, 7/28/12
Carlos Beltrán
 at Colorado, 5/12/11
José Reyes
 at Philadelphia, 8/15/06
Edgardo Alfonzo
 at Houston, 8/30/99
Gary Carter
 at San Diego, 9/3/85
Darryl Strawberry
 at Chicago, 8/5/85
Claudell Washington
 at Los Angeles, 6/22/80
Dave Kingman
 at Los Angeles, 6/4/76
Jim Hickman
 at St. Louis, 9/3/65

Individual, Game, Each Side of the Plate
 23 times.....last by José Reyes,
 at Washington, 8/1/18
 (for entire list see chart on page 449)

Individual, Two Consecutive Games (Total)
 5.....Gary Carter,
 9/3-9/4/85

Individual, Three Consecutive Games (Total)
 6.....Frank Thomas,
 8/1, 8/2 & 8/3/62

Individual, Consecutive Games with a home run (regular season)
 5.....Richard Hidalgo,
 7/1-7/5/04

Individual, Consecutive Games with a home run (postseason)
 6.....Daniel Murphy,
 10/13/15-10/21/15

Individual, Consecutive at-bats
 3, Many times.....last by
 Yoenis Céspedes, 8/21/15

Individual, Pitcher, Game
 2 (twice).....Noah Syndergaard
 at Los Angeles-NL, 5/11/16
Walt Terrell
 at Chicago, 8/6/83

Individual, First Major League At-Bat
 4 timesMike Jacobs
 vs. Washington, 8/31/05
Kazuo Matsui
 at Atlanta, 6/6/04
Mike Fitzgerald
 at Philadelphia, 9/13/83
Benny Ayala
 vs. Houston, 8/27/74

Individual, One Month (Total)
 13 (twice)....Dave Kingman, July, 1975
 Gary Carter, September, 1985

Individual, Season
 53Pete Alonso, 2019
Individual, Season, Lefthander
 39 (twice).....Darryl Strawberry,
 1987 & 1988

Individual, Season, Rookie
 53 Pete Alonso, 2019 (ML record)
Individual, Season, at Home
 27.....Pete Alonso, 2019
Individual, Season, on the Road
 26 (twice).....Pete Alonso, 2019
Carlos Beltrán, 2006

Individual, Career
 252.....Darryl Strawberry
Individual, Career, Righthander
 242.....David Wright
Individual, Career, Switch Hitter
 192.....Howard Johnson

Individual, Career, at Home
 123.....Darryl Strawberry
Individual, Career, on the Road
 129.....Darryl Strawberry
Individual, Walkoff, Career
 4Wilmer Flores
 Mike Piazza
 Kevin McReynolds,
 Cleon Jones,
 Chris Jones

Individual, Career, Designated Hitter
 9.....Mike Piazza

Individual, 1-0 Games Decided by a Home Run
 (for 1-0 wins by a HR, see page 219)
 (for 1-0 losses by a HR, see page 232)

Individual, Grand Slams, Game
 1.....many times, last,
 Amed Rosario
 vs. Miami, 9/23/19
 (for list see chart on page 454)

Individual, Grand Slams, Season
 3 (four times)..... Carlos Beltrán, 2006
 Mike Piazza, 2000
 Robin Ventura, 1999
 John Milner, 1976

Individual, Grand Slams, Career
 6.....Mike Piazza

Team, Grand Slams, Game
 2.....6/28/11 at Detroit
 Jason Bay and Carlos Beltrán
 7/16/06 at Chicago (NL)
 Cliff Floyd and Carlos Beltrán

Individual, Grand Slams, Pitcher
 1 (twice).....Jack Hamilton vs.
 St. Louis, 5/20/67 (Al Jackson)
 Carl Willey vs. Houston,
 7/15/63 (Ken Johnson)

Team, Grand Slams, Season
 10.....2006

Individual, Leadoff, Season
 7 (twice)Curtis Granderson, 2015
Curtis Granderson, 2016

Individual, Leadoff, Career
 21.....José Reyes
Team, Leadoff, Season
 11.....2017

Individual, Inside the park, Career
 2 (twice).....Angel Pagan
 Darryl Strawberry
 (for list see chart on page 168)

Individual, Extra-Innings, Career
 9.....Howard Johnson

Individual, Interleague, Season
 7Michael Conforto, 2017
 Neil Walker, 2016
 Lucas Duda, 2014

Individual, Interleague, Career
 28Mike Piazza
Team, Consecutive Home Runs in One Inning

3 (seven times)vs. Philadelphia,
 6/7/07, sixth inning
 (Delgado, Wright, Lo Duca)
 vs. Philadelphia, 4/17/89,
 third inning (Strawberry-
 McReynolds-Hernandez)
 at Cincinnati, 5/1/88, fifth inning
 (Teufel-Hernandez-Strawberry)
 at Atlanta, 7/27/86, third inning
 (Carter-Strawberry-Mitchell)
 at San Diego, 7/20/74, fifth inning
 (Theodore-Staub-Jones)
 at Montreal, 5/18/70, eighth inning
 (Marshall-Foy-Grote)
 vs. Philadelphia, 4/28/62, sixth
 inning (Thomas-Neal-Hodges)

Team, Most, Game
 88/24/15
 at Philadelphia (Flores-2, Wright,
 Lagares, d'Arnaud, Cuddyer,
 Murphy, Céspedes)

Team, First Two Batters of Game
 three times7/12/07 vs. Cincinnati
 (Reyes, Gotay)
8/26/16 vs. Philadelphia
 (Reyes, Cabrera)
6/6/19 vs. San Francisco
 (Rosario, D. Smith)

Team, Consecutive Games with a Home Run
 21.....7/16-8/5/96

Team, Consecutive Games without a Home Run
 17.....8/27-9/13/80

Team, Most, Month
 50 (twice)September, 2019
June, 2017

Team, Most, Season
 242.....2019

Team, Fewest, Season*
 61.....1980

RBI

Individual, Game
 9 Carlos Delgado
 at NY Yankees, 6/27/08 (G1)

Individual Rookie, Game
 7 Jeremy Burnitz
 at Montreal, 8/5/93

Individual, Consecutive Games
 15 Mike Piazza, 6/14-7/2/00

Individual, One Month
 34 Gary Carter, September, 1985

Individual, Season
 124 (twice) Mike Piazza, 1999
 David Wright, 2008

Individual, Season, Lefthander
 120 Robin Ventura, 1999

Individual, Season, Rookie
 120 Pete Alonso, 2019

Individual, Career
 956 David Wright

Team, Most, Game
 22 at Chicago, 8/16/87

Team, Most, Season
 814 1999

TOTAL BASES

Individual, Game
 16 Edgardo Alfonzo at Houston,
 8/30/99 (3-HR, 2B, 2-1B)

Individual, Season
 348 Pete Alonso, 2019

Individual, Season, Switch Hitter
 319 Howard Johnson, 1989

Individual, Season, Lefthander
 327 Lance Johnson, 1996

Individual, Career
 2,945 David Wright

Team, Most, Game
 51 at Philadelphia, 8/24/15

Team, Most, Season
 2,485 2019

EXTRA-BASE HITS

Individual, Game
 4 (11 times)
 last by Yoenis Céspedes
 at Philadelphia, 4/11/17

Individual, consecutive Games
 9 Yoenis Céspedes, 4/15-4/29/16

Individual, Season
 85 Pete Alonso, 2019

Individual, Rookie, Season
 85 Pete Alonso, 2019

Individual Career
 658 David Wright

Team, Most, Game
 15 at Philadelphia, 8/24/15

Team, Most, Season
 564 2006

STOLEN BASES

Individual, Game
 4 (four times) David Wright
 at San Francisco, 5/14/09
 Roger Cedeño
 at Philadelphia, 5/14/99
 Vince Coleman
 vs. Montreal, 6/23/93
 and at St. Louis, 6/26/92

Individual, Consecutive Games With a Stolen Base
 6 (three times) José Reyes,
 8/21-8/26/07
 José Reyes,
 7/17-7/23/05
 Vince Coleman
 5/1-5/8/91

Individual, Season
 78 José Reyes, 2007

Individual, Season, Rookie
 24 Mookie Wilson, 1981

Individual, Consecutive Without Being Caught
 33 Kevin McReynolds
 6/7/87-4/9/89

Individual, Career
 403 José Reyes

Team, Most, Game
 7 at San Francisco, 5/14/09
 (Wright-4, Cora, Beltrán, Sheffield)

Team, Most Over Two Consecutive Games
 11 (three times) 8/7-8/18/87
 8/15-8/26/07
 5/14-5/15/09

Team, Most, Season
 200 2007

Team, Fewest, Season*
 27 1973

CAUGHT STEALING

Individual, Nine-Inning Game
 2 (34 times) last, José Reyes,
 vs. Philadelphia, 9/15/07

Individual, Extra-Inning Game
 3 Lenny Randle
 at Montreal, 4/15/78 (11 innings)

Team, Nine-Inning Game
 4 at Montreal, 8/3/79

Team, Extra-Inning Inning Game
 4 twice, last, at Pittsburgh,
 9/20/80

Individual, Season
 21 (twice) José Reyes, 2007
 Lenny Randle, 1977

Individual, Career
 100 José Reyes

Team, Season
 99 1980

SACRIFICE HITS

Individual, Game
 3 Livan Hernandez
 at Florida, 4/11/09
 Sid Fernandez
 vs. Houston, 7/24/87 (Game 1)

Individual, Season
 24 Felix Millan, 1974

Individual, Career
 85 (twice) Dwight Gooden
 Jerry Kosman

Team, Most, Nine-Inning Game
 5 at Atlanta, 7/18/09

Team, Most, Extra-Inning Game
 5 (two times) at Colorado,
 4/26/95 (14 innings)
 vs. Pittsburgh,
 8/10/92 (16 innings)

Team, Most, Season
 108 1973

SACRIFICE FLIES

Individual, Game
 2 (27 times) last, Brandon Nimmo,
 9/6/17 vs. Philadelphia

Individual, Season
 15 (twice) Howard Johnson, 1991
 Gary Carter, 1986

Individual, Career
 65 David Wright

Team, Most, Inning
 3 at Yankees (second), 6/24/05

Team, Most, Game
 4 (three times) at Yankees, 6/24/05
 vs. Philadelphia, 9/23/72
 at San Francisco, 7/26/67

Team, Most, Season
 59 1997

SLUGGING PERCENTAGE

Season†
 .614 Mike Piazza, 2000

Rookie†
 .583 Pete Alonso, 2019

Career!
 .542 Mike Piazza

Team, High
 .445 2006

ON-BASE PERCENTAGE

Season†
 .447 John Olerud, 1999

Rookie†
 .373 Jason Phillips, 2003

Career!
 .425 John Olerud

Team, High
 .363 1999

BATTING AVERAGE

Individual, Season[†]
 .354.....John Olerud, 1998
Individual, Season[†] Righthander
 .340.....Cleon Jones, 1969
**Individual, Season[†],
 Switch Hitter**
 .337.....José Reyes, 2011
Individual, Season[†], Rookie
 .307.....Hubie Brooks, 1981
Individual, Career!
 .315.....John Olerud
Individual, Career!, Righthander
 .296.....David Wright & Mike Piazza
Individual, Career!, Switch-Hitter
 .283.....José Reyes
Team, Highest, Season
 .279.....1999
Team, Lowest, Season*
 .219.....1963

STRIKEOUTS

Individual, Most, Game
 5 (five times).....Ryan Thompson
 vs. St. Louis, 9/29/93 (17 innings)
 Dave Kingman
 vs. Houston, 5/28/82
 Frank Taveras
 vs. San Diego, 5/1/79
 Ron Swoboda
 vs. St. Louis (Game 1), 6/22/69
 Ron Swoboda
 at Houston, 4/15/68 (24 innings)
Individual, Most, Season
 183.....Pete Alonso, 2019
**Individual, Most, Season,
 Lefthanded**
 159.....Michael Conforto, 2018
Individual, Most, Career
 1,292.....David Wright
Individual, Fewest, Season*
 14.....Felix Millan, 1974
 (585 plate appearances)

AT-BATS

Individual, Most At-Bats, Season
 83.....Lenny Harris, 2001
**Individual, Most Plate Appearances,
 Season**
 94.....Rusty Staub, 1983
Individual, Most At-Bats, Career
 325.....Ed Kranepool
Team, Most At-Bats, Season
 328.....1965

HITS

Individual, Most Consecutive Hits
 8.....Rusty Staub, 6/11-6/26/83
Individual, Most Hits, Season
 24.....Rusty Staub, 1983

STRIKEOUTS (CONT.)

Team, Most, Nine-Inning Game
 19.....at St. Louis, 9/15/69
Team, Most, Extra-Inning Game
 22.....vs. San Francisco, 5/31/64-G2
 (23 innings)
Team, Most, Doubleheader
 30.....vs. Washington, 10/3/15
Team, Most, Season
 1,404.....2018
Team, Fewest, Season*
 735.....1974

WALKS

Individual, Nine-Inning Game
 5.....Mike Baxter,
 at San Diego, 8/4/12
Individual, Extra-Inning Game
 5.....Vince Coleman vs. Pittsburgh,
 8/10/92 (16 innings)
Individual, Game, Intentional
 3 (five times).....last, David Wright,
 at Atlanta, 7/18/09
Individual, Season, Intentional
 25.....Howard Johnson, 1988
Individual, Season
 125.....John Olerud, 1999
Individual, Career
 762.....David Wright
Team, Most, Game
 16.....at Los Angeles, 6/29/62
Team, Most, Season
 717.....1999

LEFT ON BASE

Team, Nine-Inning Game
 16.....at Florida, 7/25/01
Team, Extra-Inning Game
 25.....two times,
 at St. Louis, 7/19/15 (17 innings)
 vs. St. Louis, 9/11/74 (25 innings)

PINCH-HITTING

HITS (CONT.)

Individual, Most Hits, Career
 90.....Ed Kranepool
Team, Most Hits, Season
 75.....1993

HOME RUNS

Individual, Home Runs, Season
 5.....Jordan Valdespin
Individual, Home Runs, Career
 8.....Mark Carreon
(see chart on page 453)
Team, Home Runs, Season
 13.....2016

HIT BY PITCH

Individual, Game
 2 (33 times).....last, Jeff McNeil
 vs. Washington, 4/7/19
Individual, Season
 22.....Brandon Nimmo, 2018
Individual, Career
 45.....David Wright
Team, Most, Game
 4 (twice).....vs. Washington, 4/7/19
 vs. Philadelphia, 9/25/16
Team, Most, Season
 95.....2019

GIDP

Individual, Most, Game
 4.....Joe Torre vs. Houston, 7/21/75
Individual, Most, Season
 27.....Mike Piazza, 1999
Individual, Fewest, Season*
 1.....Curtis Granderson, 2014
Team, Most, Nine Inning Game
 5 (seven times).....last, at Colorado
 6/21/18
Team, most, extra-inning Game
 6.....at San Francisco, 8/21/04
 (12 innings)
Team, Most, Season
 149.....1999

SHUTOUTS

Team, Most, Season
 30.....1963
**Team, Most, Consecutive Games
 Without Being Shutout**
 110.....9/12/85-7/17/86

**Based on minimum 502 PA
 (350 for Rookies)
 †Based on minimum 1,500 PA*

PITCHING

GAMES

Individual, Season
 92 Pedro Feliciano, 2010
Individual, Season, Righthander
 82 Joe Smith, 2008
Individual, Season, Rookie
 76 Jeurys Familia, 2014
Individual, Consecutive Games Pitched
 8 Turk Wendell,
 9/14-9/23/98
Individual, Career
 695 John Franco
Individual, Career, Righthander
 401 Tom Seaver

PITCHERS USED

Team, Nine-Inning Game
 10 9/20/12
 vs. Philadelphia
Team, Extra-Inning Game
 10 9/22/16
 vs. Philadelphia
Team, Most Used In A Season
 30 2018
Team, Fewest Used In A Season*
 13 1963, 1976 & 1971

STARTS

Individual, Season
 36 (four times) Jack Fisher, 1965
 Tom Seaver, 1970, 1973 and 1975
Individual, Season, Lefthander
 35 (five times)
 Frank Viola, 1990 & 1991
 Jon Matlack, 1976
 Jerry Koosman, 1973 & 1974
Individual, Season, Rookie
 35 Gary Gentry, 1969
Individual, Career
 395 Tom Seaver
Individual, Career, Lefthander
 346 Jerry Koosman

COMPLETE GAMES

Individual, Season
 21 Tom Seaver, 1971
Individual, Season, Lefthander
 17 (twice) Jerry Koosman,
 1976 & 1968
Individual, Season, Rookie
 18 Tom Seaver, 1967
Individual, Career
 171 Tom Seaver
Individual, Career, Lefthander
 108 Jerry Koosman
Individual, Consecutive
 8 (twice) Jerry Koosman
 7/15/76-8/21/76
 Tom Seaver
 8/26/69-9/27/69

COMPLETE GAMES (CONT.)

Team, Most, Season
 53 1976
Team, Fewest, Season*
 1 2014, 2015 & 2016

INNINGS PITCHED

Individual, Game
 15 (twice) Rob Gardner (G2)
 vs. Philadelphia, October, 2, 1965
 Al Jackson
 vs. Philadelphia, August 14, 1962
Individual, Season
 290.2 Tom Seaver, 1970
Individual, Season, Lefthander
 265.1 Jon Matlack, 1974
Individual, Season, Rookie
 263.2 Jerry Koosman, 1967
Individual, Career
 3,045.2 Tom Seaver
Individual, Career, Lefthander
 2,544.2 Jerry Koosman

SHUTOUTS

Individual, Season
 8 Dwight Gooden, 1985
Individual, Season, Lefthanded
 7 (twice) Jon Matlack, 1974
 Jerry Koosman, 1968
Individual, Season, Rookie
 7 Jerry Koosman, 1968
Individual, Consecutive
 2 (15 times) last, Johan Santana
 vs. San Diego, 5/26/12 (9-0) &
 vs. St. Louis, 6/1/12 (8-0)
(for entire list see chart on page 137)
Individual, Career
 44 Tom Seaver
Individual, Career, Lefthanded
 26 (twice) Jerry Koosman
 Jon Matlack
Team, Most, Season
 28 1969
Team, Fewest, Season*
 4 1962
Both Games of Doubleheader
 once at Pittsburgh,
 9/12/69 (1-0 & 1-0)
Team, Consecutive
 4 9/24-9/28/69
Team, 1-0 Shutouts Won
 9 1969
Team, Consecutive 1-0 Shutouts
 twice vs. Miami
 September 29 & 30, 2018
 at Pittsburgh
 September 12, 1969 (DH)

SCORELESS STREAKS

Individual, Starter
 32.2 innings R.A. Dickey,
 5/22-6/13/12
Individual, Reliever
 27.2 innings Jesse Orosco,
 7/22-8/24/83
Individual, Rookie
 26.0 innings John Maine,
 7/15-8/12/06
Team
 42.0 innings 9/23-9/28/69

WINS

Individual, Season
 25 Tom Seaver, 1969
Individual, Season, Lefthanded
 21 Jerry Koosman, 1976
Individual, Season, Rookie
 19 Jerry Koosman, 1968
Individual, Season, Righthanded Rookie
 17 Dwight Gooden, 1984
Individual, Season, Reliever
 14 Roger McDowell, 1986
Individual, Season, Lefthanded Reliever
 13 Jesse Orosco, 1983
Individual, Consecutive Single Season
 14 Dwight Gooden,
 5/30/85-8/25/85
Individual, Consecutive Over Multiple Seasons
 16 Tom Seaver,
 8/9/69-5/6/70
Individual, Single Season Consecutive Starts
 8 (four times) Jacob deGrom
 6/12/17-7/24/17
 Bobby Jones
 4/30/97-6/9/97
 David Cone, 8/23/88-9/30/88
 Tom Seaver, 8/26/69-9/27/69
Individual, Consecutive to Start the Season
 10 Terry Leach, 5/22/87-8/11/87
Individual, Career
 198 Tom Seaver
Individual, Career, Lefthanded
 140 Jerry Koosman
Individual, Highest Winning Percentage
 .870 David Cone, 1988 (20-3)
Team, Pitchers With 10+ Wins
 6 1986

LOSSES

Individual, Season
 24 (twice).....Roger Craig, 1962
 Jack Fisher, 1965

Individual, Season, Lefthanded
 20 (3x).....Jerry Koosman, 1977
 Al Jackson, 1962 and 1965

Individual, Season, Reliever
 13.....Skip Lockwood, 1978

Individual, Season, Rookie
 20.....Al Jackson, 1962

Individual, Consecutive, Single Season
 18.....Roger Craig,
 5/4/63-8/4/63

Individual, Consecutive Multiple Seasons
 27.....Anthony Young,
 5/6/92-7/24/93

Individual, Career
 137.....Jerry Koosman

Individual, Career, Righthanded
 124.....Tom Seaver

Team, Most, Season
 120.....1962

Team, Fewest, Season*
 54.....1986

SAVES

Individual, Consecutive Appearances
 14.....Jeurys Familia, 6/21/16-7/26/16

Individual, Consecutive To Begin Mets Career
 16.....Francisco Rodriguez, 2009

Individual, Consecutive, One Season
 36.....Jeurys Familia,
 4/5/16-7/26/16

Individual, Consecutive, Career
 52.....Jeurys Familia,
 8/1/15-7/26/16

Individual, Season
 51.....Jeurys Familia, 2016

Individual, Season, Lefthanded
 40.....Billy Wagner, 2006

Individual, Rookie
 17.....Roger McDowell, 1985

Individual, Career
 276.....John Franco

Individual, Career, Righthanded
 160.....Armando Benitez

Team, Most, Season
 55.....2016

Team, Fewest Season*
 14.....1974

HITS ALLOWED

Individual, Fewest, Game
 0.....Johan Santana
 vs. St. Louis, 6/1/12

Individual, Most, Game
 15.....Tom Seaver
 at Philadelphia, 5/25/76

Individual, Most, Season
 261.....Roger Craig, 1962

Individual, Most, Season, Rookie
 244.....Al Jackson, 1962

Individual, Most, Career
 2,431.....Tom Seaver

Team, Most, Game
 27.....at Philadelphia, 6/11/85

Team, Most, Season*
 1,577.....1962

Team, Fewest Season*
 1,217.....1969

RUNS ALLOWED

Individual, Earned, Game
 11 (three times).....Craig Anderson
 vs. Los Angeles, 8/26/62
 Jack Fisher
 at San Francisco (G1), 6/3/67
 Orlando Hernandez
 at Philadelphia, 8/15/06

Individual, Earned Game
 11.....Orlando Hernandez
 at Philadelphia, 8/15/06

Individual, Season
 137.....Jay Hook, 1962

Individual, Earned, Season
 117.....Roger Craig, 1962

Individual, Rookie, Season
 132.....Al Jackson, 1962

Individual, Rookie, Earned, Season
 113.....Al Jackson, 1962

Individual, Career
 994.....Jerry Koosman

Team, Most, Inning
 11 (five times).....at Colorado
 4/27/12 (fifth inning)
 at Atlanta,
 4/7/04 (fourth inning)
 at San Diego,
 4/1/97 (sixth inning)
 vs. Houston,
 7/30/69, (ninth inning, Game 1)
 at St. Louis,
 7/18/64 (eighth inning)

*(for list of runs allowed by inning,
 see chart on page 512)*

Team, Most, Game
 26.....at Philadelphia, 6/11/85

Team, Most Earned, Game
 25.....at Washington, 7/31/18

RUNS ALLOWED (CONT.)

Team, Most, Season
 948.....1962

Team, Most Earned, Season
 801.....1962

Team, Fewest, Season*
 499.....1968

Team, Fewest Earned, Season*
 449.....1968

HOME RUNS ALLOWED

Individual, Back-To-Back-To-Back, Inning
 3.....last, Jason Vargas,
 6/19/18 at Colorado (Arenado, Story,
 Desmond)

Team, Back-To-Back-To-Back, Inning (More Than One Pitcher)
 3.....vs. St. Louis, 7/18/64
 (Boyer and White off Bill Wakefield
 and McCarver off Carl Willey)

Individual, Most, Inning
 4.....Steve Trachsel, vs. San Diego,
 5/17/01, third inning (Arias/
 Henderson/Klesko/Trammell)

Individual, Game
 5.....Roger Craig vs. San Francisco,
 May 4, 1963

Individual, Season
 35.....Roger Craig, 1962

Individual, Rookie, Season
 24.....Gary Gentry, 1969

Individual, Career
 212.....Tom Seaver

Team, Most, Game
 7 (four times).....vs. Los Angeles-NL
 6/24/18
 at Washington, 4/30/17
 at Philadelphia, 9/8/98
 at Chicago, 6/11/67 (G2)

Team, Most, Season
 220.....2017

Team, Fewest, Season*
 78.....1988

STRIKEOUTS

Individual, Inning
 4 (twice)..... Mike Stanton
 at Milwaukee, 8/3/04 (8th)
 Derek Wallace
 vs. Atlanta, 9/23/96 (9th)

Individual, Game
 19 (twice)..... David Cone
 at Philadelphia, 10/6/91
 Tom Seaver
 vs. San Diego, 4/22/70

Individual, Game, Lefthander
 16 Sid Fernandez
 at Atlanta, 7/14/89

Individual, Game, Rookie
 16 (two times)..... Dwight Gooden
 at Philadelphia, 9/17/84 &
 vs. Pittsburgh, 9/12/84

Individual, Game, Lefthanded Rookie
 12 Jerry Koosman
 vs. St. Louis, 7/21/68 G2

Individual, Season
 289 Tom Seaver, 1971

Individual, Season, Lefthanded
 206 Johan Santana, 2008

Individual, Season, Rookie
 276 Dwight Gooden, 1984

Individual, Season, Lefthanded Rookie
 178 Jerry Koosman, 1968

Individual, Games, 10+, Season
 15 Dwight Gooden, 1984

Individual, Games, 10+, Season, Lefthanded
 6 Sid Fernandez, 1988

Individual, Games, 10+, Career
 60 Tom Seaver

Individual, Games, 10+, Career, Lefthanded
 31 Sid Fernandez

Individual, Consecutive In A Game
 10 Tom Seaver
 vs. San Diego, 4/22/70

ERRORS

Individual, Most, in One Inning
 3 Hubie Brooks
 vs. Los Angeles, 5/10/81 (4th)

Individual, Most, Game
 3 (many times)..... last by
 Danny Muno vs. Atlanta, 6/13/15

Team, Most, Inning
 4 (four times)
 at Colorado, 4/27/12 (5th)
 vs. St. Louis, 4/4/96 (8th)
 vs. San Diego, 5/1/91 (7th)
 at Chicago, 6/9/87 (4th)

STRIKEOUTS (CONT.)

Individual, Consecutive at the Start of a Game
 8 Jacob deGrom
 vs. Miami, 9/15/14

Reliever, Game
 9 Tug McGraw
 at San Diego, 8/10/71

Individual, Two Consecutive Games
 32 Dwight Gooden,
 9/12 & 9/17/84

Team, Most, Nine-Inning Game
 19 (two times).....
 at Philadelphia, 10/6/91
 vs. San Diego, 4/22/70

Team, Most, Extra-Inning Game
 26 vs. Atlanta, 8/23/19

Team, Most, Season
 1,520 2019

Team, Fewest*, Season
 717 (two times)..... 1964 & 1983

WALKS

Individual, Game
 10 Mike Torrez
 at Cincinnati, 7/21/83

Individual, Consecutive Innings Without Issuing a Walk
 48.2 Bartolo Colón,
 4/12/15-5/20/15

Individual, Season
 116 Nolan Ryan, 1971

Individual, Season, Lefthanded
 105 Oliver Perez, 2008

Individual, Season, Rookie
 104 Ron Darling, 1984

Individual, Career
 847 Tom Seaver

FIELDING

ERRORS (CONT.)

Team, Most, Game
 7 vs. Pittsburgh, 8/1/96

Team, Most, Season
 210 (twice)..... 1962 & 1963

Team, Fewest, Season*
 68 1999

Team, Consecutive Errorless Games
 12 (three times) 6/15-6/27/99
 8/17-8/30/06
 5/20-6/2/07

WALKS (CONT.)

Team, Most, Nine-Inning Game
 15 9/16/72
 at Chicago-NL

Team, Most, Extra-Inning Game
 14 at Philadelphia,
 4/12/86 (13 innings)

Team, Most, Season
 617 1999

Team, Fewest, Season*
 404 1988

HIT BY PITCH

Individual, Game
 3 (nine times)..... last, Zack Wheeler
 at Philadelphia, 9/17/18

Individual, Season
 16 Pedro Astacio, 2002

Individual, Career
 63 Al Leiter

Team, Most, Game
 4 vs. Washington, 4/6/06

WILD PITCH

Individual, Game
 3 (21 times)..... last by Jeury's Familia
 vs. Arizona, 6/4/15

Team, Most, Game
 4 (7 times) last 9/30/15
 at Philadelphia

Individual, Season
 18 Jack Hamilton, 1966

CONSECUTIVE BATTERS RETIRED

Individual, to Start a Game
 25 Tom Seaver
 vs. Chicago, 7/9/69

ERA

Lowest, Season
 2.72 1968

Highest, Season
 5.04 1962

MOST STEALS AGAINST

Individual, Game
 8 Mackey Sasser
 at Atlanta, 7/16/88

Team, Game
 8 at Atlanta, 7/16/88

MISCELLANEOUS TEAM RECORDS

LONGEST GAME

Innings
 25 vs. St. Louis, 9/11/74
Time, Nine-Inning Game
 4:29 vs. Philadelphia, 9/8/19
Time, Extra-Inning Game
 7:23 vs. San Francisco, 5/31/64 G2
 (23 innings)

SHORTEST GAME

Time, Nine-Inning Game
 1:36 at Atlanta, 4/27/73

MOST GAMES PLAYED

Team, Season
 164 1965

WINS

Team, Season
 108 1986
Team, Home, Season
 56 1988
Team, Road, Season
 53 1986
Team, Month
 23 September, 1969 (7 losses)
Team, One Run Games, Season
 41 1969 (23 losses)
Team, Extra-Inning, Season
 13 (twice) 1971 (9 losses)
 1986 (10 losses)
Team, Consecutive
 11 (five times) 4/12/15-4/23/15
 6/17/90-6/29/90
 4/18/86-4/30/86
 5/12/72-5/21/72
 5/28/69-6/10/69
Team, Consecutive at Home
 12 (four times) 9/27/14-4/23/15
 9/13/95-4/1/96
 9/14/88-4/3/89
 9/21/84-4/26/85

Team, Consecutive on the Road
 11 9/7/15-9/27/15

Team, on a Homestand
 10 (three times)
 4/13/15-4/23/15 (0 losses)
 4/26/76-5/9/76 (3 losses)
 5/5/72-5/18/72 (3 losses)

Team, on a Roadtrip
 10 7/4-7/14/85 (1 loss)

Team, Most, Consecutive Series Won
 10 (twice) 6/4/90-7/8/90
 8/17/01-9/14/01

LARGEST MARGIN

Game, Team, Victory
 20 runs at Philadelphia (G1)
 8/16/18 (Won, 24-4)

Game, Team, Defeat
 21 runs at Washington
 7/31/18 (4-25)

Team, Victory, Shutout
 17-0 vs. Philadelphia, 9/25/16

Team, Defeat, Shutout
 0-16 vs. Atlanta, 7/2/99

Team, Comeback Win
 8 at Houston, 9/2/72
 (for entire list see chart on page 431)

Team, Blown Lead (Loss)
 8 at Chicago, 4/19/80
 (for entire list see chart on page 238)

HIGHEST WINNING PERCENTAGE

Homestand (7+ games)
 1.000 10-0 (4/13/15-4/23/15)
 (for entire list see chart on page 455)

Roadtrip (7+ games)
 1.000 7-0, 7/1/91-7/7/91
 (for entire list see chart on page 455)

vs. NL East
 .656 1986 (59-31)

vs. NL Central
 .700 2006 (28-12)

vs. NL West
 .697 2006 (23-10)

vs. AL East
 .667 1999 (12-6)**

vs. AL Central
 .813 2019 (13-3)**

vs. AL West
 .563 (two times) 2014 (9-7)**

LOSSES

Team, Season
 120 1962

Team, Home, Season
 58 1962

Team, Road, Season
 64 1963

Team, Month
 26 August, 1962

Team, One Run, Season
 39 1962

Team, Extra-Inning, Season
 17 1978

Team, Consecutive
 17 5/21-6/6/62

Team, Consecutive at Home
 15 8/1/02-9/3/02 (Game 1)

LOSSES (CONT.)

Team Consecutive on the Road
 22 6/16/63-7/28/63

Team, Homestand
 12 (twice) 5/30/66-6/14/66, (7-12)
 8/14/62-8/26/62, (3-12)

Team, Roadtrip
 14 7/19/63-8/4/63, (2-14)

LOWEST WINNING PERCENTAGE

Homestand (7+ games)
 .000 9/18-9/23/79 (0-9)
 (for entire list see chart on page 455)

Roadtrip (7+ games)
 .000 8/9-8/18/81 (0-10)
 (for entire list see chart on page 455)

vs. NL East
 .355 2003 (27-49)

vs. NL Central
 .364 2013 (12-21)

vs. NL West
 .313 1981 (10-22)

vs. AL East
 .000 2003 (0-6)
 2017 (0-4)

vs. AL Central
 .438 2013 (7-9)

vs. AL West
 .222 2005 (2-7)

HIGHEST PAID ATTENDANCE

Home, Season
 4,042,043 2008

Road, Season
 2,911,471 2008

PLAYERS USED

Team, Nine-Inning Game
 25 (twice) at Atlanta, 9/19/00
 vs. Philadelphia, 9/22/16

Team, Extra-Inning Game
 26 vs. Chicago (NL),
 9/13/11 (11 innings)

Team, Most, Season
 56 2018

Team, Fewest, Season*
 32 1988

*Records for "fewest" do not include abbreviated seasons of 1972, 1981, 1994 and 1995.

**minimum six games

NATIONAL LEAGUE

Arizona – 8/30/15

Received Addison Reed (RHP) for Miller Diaz (RHP) and Matt Koch (RHP).

Atlanta – 6/8/16

Received Kelly Johnson (IF) and cash for Akeel Morris (RHP).

Chicago – 1/5/11

Received Angel Pagan (OF) for minor leaguers Corey Coles (OF) and Ryan Myers (RHP).

Cincinnati – 5/8/18

Received Devin Mesoraco (C) for Matt Harvey (RHP).

Colorado – 6/9/06

Received Eli Marrero (UTIL) for Kazuo Matsui (IF).

Los Angeles – 8/19/17

Received Jacob Rhame (RHP) for Curtis Granderson (OF).

Miami – 7/28/17

Received AJ Ramos (RHP) for minor leaguers Ricardo Cespedes (OF) and Merandy Gonzalez (RHP).

Milwaukee – 1/5/18

Received a Keon Broxton (OF) for Bobby Wahl (RHP), minor leaguers Adam Hill (RHP) and Felix Valerio (IF).

Philadelphia – 7/29/19

Received Austin Bossart (C) for Jason Vargas (LHP).

Pittsburgh – 1/31/18

Received Daniel Zamora (LHP) and cash for Josh Smoker (LHP).

St. Louis – 4/3/04

Received Chris Widger (C) and Wilson Delgado (IF) for Roger Cedeño (OF) and cash considerations.

San Diego – 5/28/16

Received James Loney (IF) for cash.

San Francisco – 12/7/11

Received Andres Torres (OF) and Ramon Ramirez (LHP) for Angel Pagan (OF).

Washington – 3/30/15

Received Jerry Blevins (LHP) for Matt den Dekker (OF).

AMERICAN LEAGUE

Baltimore – 5/22/19

Received International Signing Bonus Pool space for Keon Broxton (OF)

Boston – 7/31/17

Received minor leaguers Stephen Nogosek (RHP), Jamie Callahan (RHP) & Gerson Bautista (RHP) for Addison Reed (RHP).

Cleveland – 6/15/19

Received Brooks Pounders (RHP) for cash.

Chicago – 5/30/09

Received Lance Broadway (RHP) for Ramon Castro (C).

Detroit – 7/31/15

Received Yoenis Céspedes (OF) for Michael Fulmer (RHP) and Luis Cessa (RHP).

Houston – 1/6/18

Received J.D. Davis (IF) and minor leaguer Cody Bohanek (IF) for minor leaguers Ross Adolph (OF), Luis Santana (IF) and Scott Manea (C)

Kansas City – 12/14/17

Received cash for Burch Smith (RHP).

Los Angeles – 8/31/16

Received Fernando Salas (RHP) for Erik Manoah (RHP).

Minnesota – 2/2/08

Received Johan Santana (LHP) for Carlos Gomez (OF), Philip Humber (RHP) and minor leaguers Kevin Mulvey (RHP) and Deolis Guerra (RHP).

New York – 4/10/18

Received minor leaguer Kendall Coleman (OF) for minor leaguer L.J. Mazzilli (INF).

Oakland – 7/21/18

Received Bobby Wahl (RHP), minor leaguer Will Toffey (IF) and international bonus slot money for Jeurys Familia (RHP).

Seattle – 12/3/18

Received Robinson Canó (IF) and Edwin Díaz (RHP) for Jay Bruce (OF), Anthony Swarzak (RHP), Gerson Bautista (RHP) and minor leaguers Justin Dunn (RHP) and Jerred Kelenic (OF).

Tampa Bay – 5/6/19

Received Wilmer Font (RHP) for minor leaguer Neraldo Catalina (RHP)

Texas – 8/15/17

Received Travis Snider (OF) for cash.

Toronto – 7/28/19

Received Marcus Stroman (RHP) for minor leaguers Simeon Woods-Richardson (RHP) and Anthony Kay (LHP).

JOHAN SANTANA'S NO-HITTER - JUNE 1, 2012

The gray skies above Citi Field looked ominous as rain drew closer. The scoreboard clock ticked to 9:48 pm. Johan Santana stood atop the mound and peered in toward catcher Josh Thole. His left arm had already delivered more pitches than it ever had in a major league game. Ghosts of Seaver, Koosman, Gentry, Ryan, Gooden, Fernandez, Darling, Cone, Leiter, Glavine, Trachsel and Martinez rested on Santana's shoulders.

He delivered his signature pitch – a change-up – to Cardinals' World Series MVP David Freese, who swung and missed. Thole sprinted to the mound and embraced the hero, third baseman David Wright pumped his fist, teammates raced in from the dugout and bullpen. The scoreboard flashed NO-HAN!

It finally happened.

After 8,019 games without a no-hitter, the Mets lefthander had engineered the club's first in a gutsy, epic performance on Friday, June 1, 2012.

"I knew that the Mets have never had a no-hitter. I never had one," said Santana after the game. "To be able to accomplish this, it's an honor. I know how much it means to New York and to the Mets. I know Mets' fans were waiting for it and it is theirs, too. I'm very proud and very happy to be a part of it."

The buzz at Citi Field grew louder as Santana danced through the first five innings without allowing a hit. With one out in the seventh inning, Yadier Molina strolled to the plate. Molina roped a line drive to left.

"Off the bat, I thought sure it was a double," said David Wright.

Queens native Mike Baxter, who grew up a Mets fan, who grew up going to Shea Stadium, who knew all too well the history on the line, raced back towards the wall and stuck out his glove. He crashed violently into the wall but held on to the baseball.

"When Baxter made that catch, I didn't know if the ball was in his glove," Santana said. "It was amazing. He saved us."

"It's an honor to make a play for Johan, but ultimately it's his night," Baxter said. "He was incredible tonight. Start to finish, he really had it all working."

The catch would come at a cost as Baxter crumbled to the ground and remained motionless. He ended 8p on the Disabled List with a displaced right collarbone and fractured rib cartilage next to the sternum.

The crowd rose to greet Santana as he popped out of the dugout for the ninth. One pitch, one out – Matt Holliday led off hitting a fly ball to center that Andres Torres raced in and easily caught. Allen Craig, the clean-up hitter for St. Louis' vaunted offense, lifted a fly ball to left. Kirk Nieuwenhuis, Baxter's replacement, caught the ball on the fly. Two outs.

By now fans at Citi Field were in a full-out frenzy, as the park which opened in 2009 was seeking its signature moment. Up stepped Freese. Santana threw three straight balls before pumping in a fastball for a called strike. Freese fouled off the next pitch. Santana tugged once on the brim of his cap, rocked and delivered a pitch that would put him into the record books. Freese swing it was the 253rd no-hitter in major league history including the postseason, and the first for a franchise that was born in 1962 – a half century and three ballparks later.



ONE-HITTERS

The Mets have tossed 39 one-hitters (30 complete games, nine combined) in franchise history, including one in the postseason and three each during the 1970, 1991, 2003 and 2007 seasons.

Date	Pitcher	Opponent	Score	Base Hit
6/22/1962	Al Jackson	Houston	Won, 2-0	Amalfitano, 1st-inning single
5/4/1966	Jack Hamilton	@St. Louis	Won, 8-0	Sadecki, 3rd-inning single
7/9/1969	Tom Seaver	Chicago-NL	Won, 4-0	Qualls, 9th-inning single
4/18/1970	Nolan Ryan	Philadelphia	Won, 7-0	Doyle, 1st-inning single
5/13/1970	Gary Gentry	@Chicago-NL	Won, 4-0	Banks, 8th-inning single
5/15/1970	Tom Seaver	@Philadelphia	Won, 4-0	Compton, 3rd-inning single
4/18/1971	Gary Gentry	Pittsburgh	Won, 5-2	Clemente, 6th-inning triple
9/26/1971	Tom Seaver	Pittsburgh	Won, 3-1	Davalillo, 7th-inning single
7/4/1972	Tom Seaver	San Diego	Won, 2-0	Lee, 9th-inning single
7/10/1973	Jon Matlack	Houston	Won, 1-0	Helms, 6th-inning double
6/29/1974	Jon Matlack	St. Louis	Won, 4-0	Curtis, 3rd-inning single
4/17/1977	Tom Seaver	Chicago-NL	Won, 6-0	Ontiveros, 5th-inning single
10/1/1982	Terry Leach	@Philadelphia	Won, 1-0 (10)	Aguiayo, 5th-inning triple
9/7/1984	Dwight Gooden	Chicago-NL	Won, 10-0	Moreland, 5th-inning single
4/16/1985	Ron Darling (7.0) Jesse Orosco (2.0)	@Pittsburgh	Won, 2-1	Ray, 1st-inning single
5/11/1985	Sid Fernandez (6.0) & Roger McDowell (3.0)	Philadelphia	Won, 4-0	Hayes, 4th-inning single
8/29/1988	David Cone	San Diego	Won, 6-0	Gwynn, 4th-inning double
9/10/1991	Pete Schourek	Montreal	Won, 9-0	Williams, 5th-inning single
9/14/1991	David Cone (7.0) & Jeff Innis (1.0)	@St. Louis	Lost, 1-2	Lankford, 5th-inning single
9/20/1991	David Cone	St. Louis	Won, 1-0	Jose, 8th-inning double
10/8/2000	Bobby J. Jones	San Francisco	Won, 4-0	Kent, 5th-inning double
7/14/2001	Glendon Rusch (8.0) & Armando Benitez (1.0)	Boston	Won, 2-0	Nixon, 1st-inning bunt single
4/26/2002	Shawn Estes	Milwaukee	Won, 1-0	Young, 7th-inning single
6/15/2003	Steve Trachsel	@Anaheim	Won, 8-0	Eckstein, 6th-inning double
6/17/2003	Jae Seo (7.0), David Weathers (1.0) & Armando Benitez (1.0)	@Florida	Won, 5-0	Encarnacion, 5th-inning single
8/18/2003	Steve Trachsel	Colorado	Won, 8-0	Tsao, 6th-inning double
5/23/2004	Tom Glavine	Colorado	Won, 4-0	Pellow, 8th-inning double
4/15/2005	Aaron Heilman	Florida	Won, 4-0	Castillo, 4th-inning single
9/3/2006	Orlando Hernandez (5.1), Roberto Hernandez (1.0), Darren Oliver (0.2) & Guillermo Mota (1.0)	@Houston	Lost, 1-2	Huff, 2nd-inning single
6/27/2007	Tom Glavine (6.0)**	St. Louis	Won, 2-0	Rolen, 2nd-inning single
7/29/2007	John Maine (5.0)**	Washington	Won, 5-0	Belliard, 1st-inning single
9/29/2007	John Maine (7.2), Willie Collazo (0.1) & Carlos Muniz (1.0)	Florida	Won, 13-0	Hoover, 8th-inning single
7/12/2008	Pedro Martinez (4.0), Carlos Muniz (1.0), Aaron Heilman (1.0), Scott Schoeneweis (1.0) & Billy Wagner (1.0)	Colorado	Won, 3-0	Hawpe, 4th-inning single
6/10/2010	Jonathon Niese	San Diego	Won, 3-0	Denorfia, 3rd-inning double
8/13/2010	R.A. Dickey	Philadelphia	Won, 1-0	Hamels, 6th-inning single
6/13/2012	R.A. Dickey	@Tampa Bay	Won, 9-1	Upton, 1st-inning single
6/18/2012	R.A. Dickey	Baltimore	Won, 5-0	Betemit, 5th-inning single
5/7/2013	Matt Harvey (9.0) & Bobby Parnell (1.0)	Chicago-AL	Won, 1-0 (10)	Rios, 7th-inning single
7/17/16	Jacob deGrom	@Philadelphia	Won, 5-0	Zach Eflin, 3rd-inning single

The Mets have been one-hit 41 times. The last time was May 18, 2019 at Miami when Jeff McNeil's first-inning double off Pablo Lopez was the lone hit collected by the Mets. The Mets have been no-hit eight times - for the entire list see page 259.

* *Italics are for postseason games*

** *Called due to rain*

OPENING DAY RESULTS

WON 38 • LOST 20

Date	Site	Opponent	W-L	Score	Winner	Losers
4/11/62	St. Louis	Cardinals	L	4-11	L. Jackson	Craig
4/9/63	Polo Grounds	Cardinals	L	0-7	BROGLIO	Craig
4/14/64	Philadelphia	Phillies	L	3-5	Klippstein	A. Jackson
4/12/65	Shea	Dodgers	L	1-6	DRYSDALE	A. Jackson
4/15/66	Shea	Braves	L	2-3	Lemaster	FISHER
4/11/67	Shea	Pirates	L	3-6	Veale	Cardwell
4/10/68	San Francisco	Giants	L	4-5	Linzy	Frisella
4/8/69	Shea	Expos	L	10-11	Shaw	Koonce
4/7/70	Pittsburgh	Pirates	W	5-3 (11)	R. Taylor	Hartenstein
4/6/71	Shea	Expos	W	4-2 (5)	SEAVER	MORTON
4/15/72	Shea	Pirates	W	4-0	Seaver	Ellis
4/6/73	Shea	Phillies	W	3-0	Seaver	Carlton
4/6/74	Philadelphia	Phillies	L	4-5	Scarce	McGraw
4/8/75	Shea	Phillies	W	2-1	SEAVER	CARLTON
4/9/76	Shea	Expos	W	3-2	Seaver	Rogers
4/7/77	Chicago	Cubs	W	5-3	Seaver	Burriss
4/7/78	Shea	Expos	W	3-1	KOOSMAN	Rogers
4/5/79	Chicago	Cubs	W	10-6	Swan	R. Reuschel
4/10/80	Shea	Cubs	W	5-2	Swan	R. Reuschel
4/9/81	Chicago	Cubs	W	2-0	Zachry	R. Reuschel
4/8/82	Philadelphia	Phillies	W	7-2	Jones	Carlton
4/5/83	Shea	Phillies	W	2-0	Sisk	Carlton
4/2/84	Cincinnati	Reds	L	1-8	Soto	Torrez
4/9/85	Shea	Cardinals	W	6-5 (10)	Gorman	Allen
4/8/86	Pittsburgh	Pirates	W	4-2	GOODEN	R. Reuschel
4/7/87	Shea	Pirates	W	3-2	Ojeda	Patterson
4/4/88	Montreal	Expos	W	10-6	Gooden	Martinez
4/3/89	Shea	Cardinals	W	8-4	Gooden	Magrane
4/9/90	Shea	Pirates	L	3-12	Drabek	Gooden
4/8/91	Shea	Phillies	W	2-1	Gooden	Mulholland
4/6/92	St. Louis	Cardinals	W	4-2 (10)	Innis	Lee Smith
4/5/93	Shea	Rockies	W	3-0	GOODEN	Nied
4/4/94	Chicago	Cubs	W	12-8	Gooden	Morgan
4/26/95	Denver	Rockies	L	9-11 (14)	M. Thompson	Remlinger
4/1/96	Shea	Cardinals	W	7-6	DiPoto	Fossas
4/1/97	San Diego	Padres	L	5-12	Hamilton	Perez
3/31/98	Shea	Phillies	W	1-0 (14)	Wendell	Bottalico
4/5/99	Florida	Marlins	L	2-6	Fernandez	Leiter
3/29/00	Tokyo, Japan	Cubs	L	3-5	Lieber	Hampton
4/3/01	Atlanta	Braves	W	6-4 (10)	Cook	Ligtenberg
4/1/02	Shea	Pirates	W	6-2	Leiter	Villone
3/31/03	Shea	Cubs	L	2-15	Wood	Glavine
4/6/04	Atlanta	Braves	W	7-2	Glavine	Ortiz
4/4/05	Cincinnati	Reds	L	6-7	Graves	Looper
4/3/06	Shea	Nationals	W	3-2	Glavine	L. Hernandez
4/1/07	St. Louis	Cardinals	W	4-1	Glavine	Carpenter
3/31/08	Florida	Marlins	W	7-2	Santana	Hendrickson
4/6/09	Cincinnati	Reds	W	2-1	Santana	Harang
4/5/10	Citi Field	Marlins	W	7-1	Santana	Johnson
4/1/11	Florida	Marlins	L	2-6	Johnson	Pelfrey
4/5/12	Citi Field	Braves	W	1-0	Ramirez	Hanson
4/1/13	Citi Field	Padres	W	11-2	Niese	Volquez
3/31/14	Citi Field	Nationals	L	7-9 (10)	Barrett	Familia
4/6/15	Washington	Nationals	W	3-1	Colón	Scherzer
4/3/16	Kansas City	Royals	L	3-4	Volquez	Harvey
4/3/17	Citi Field	Braves	W	6-0	Robles	Krol
3/29/18	Citi Field	Cardinals	W	9-4	Syndergaard	Martinez
3/28/19	Nationals Park	Nationals	W	2-0	deGrom	Scherzer

CAPS signifies complete game

OPENING DAY LINEUPS

1962

Ashburn, CF
Mantilla, SS
Neal, 2B
Thomas, LF
Bell, RF
Hodges, 1B
Zimmer, 3B
Landrith, C
Craig, P

1963

Burright, 2B
Coleman, C
Kranepool, RF
Snider, CF
Thomas, LF
Harkness, 1B
Neal, 3B
Moran, SS
Craig, P

1964

D. Smith, 1B
Samuel, 2B
Hunt, 3B
Thomas, LF
Hickman, CF
B. Taylor, C
Christopher, RF
Moran, SS
Jackson, P

1965

Cowan, CF
McMillan, SS
Lewis, RF
Kranepool, 1B
Christopher, LF
C. Smith, 3B
Klaus, 2B
Cannizzaro, C
Jackson, P

1966

Jones, RF
Hunt, 2B
Boyer, 3B
Stuart, 1B
Hickman, CF
Swoboda, LF
Grote, C
McMillan, SS
Fisher, P

1967

Bosch, CF
Jones, RF
Boyer, 3B
Davis, LF
Swoboda, 1B
Buchek, 2B
Grote, C
Harrelson, SS
Cardwell, P

1968

Harrelson, SS
Boswell, 2B
Agee, CF
Swoboda, RF
Kranepool, 1B
Shamsky, LF
Martin, C
Charles, 3B
Seaver, P

1969

Agee, CF
Gaspar, RF
Boswell, 2B
Jones, LF
Charles, 3B
Kranepool, 1B
Grote, C
Harrelson, SS
Seaver, P

1970

Agee, CF
Harrelson, SS
Foy, 3B
Jones, LF
Shamsky, 1B
Swoboda, RF
Garrett, 2B
Grote, C
Seaver, P

1971

Agee, CF
Harrelson, SS
Jones, LF
Shamsky, RF
Clendenen, 1B
Boswell, 2B
Aspromonte, 3B
Grote, C
Seaver, P

1972

Harrelson, SS
Boswell, 2B
Agee, CF
Staub, RF
Jones, LF
Fregosi, 3B
Kranepool, 1B
Grote, C
Seaver, P

1973

Harrelson, SS
Millan, 2B
Mays, CF
Staub, RF
Jones, LF
Milner, 1B
Fregosi, 3B
Dyer, C
Seaver, P

1974

Garrett, 3B
Millan, 2B
Staub, RF
Jones, LF
Milner, 1B
Grote, C
Hahn, CF
Harrelson, SS
Seaver, P

1975

Clines, LF
Millan, 2B
Milner, 1B
Torre, 3B
Kingman, RF
Grote, C
Unser, CF
Harrelson, SS
Seaver, P

1976

Garrett, 3B
Millan, 2B
Kranepool, 1B
Kingman, RF
Milner, LF
Unser, CF
Grote, C
Harrelson, SS
Seaver, P

1977

Mazzilli, CF
Millan, 2B
Milner, LF
Kingman, RF
Kranepool, 1B
Stearns, C
Staiger, 3B
Harrelson, SS
Seaver, P

1978

Randle, 3B
Foli, SS
S. Henderson, LF
Montanez, 1B
K. Henderson, RF
Mazzilli, CF
Stearns, C
Flynn, 2B
Kosman, P

1979

Mazzilli, CF
Chapman, 2B
Hebner, 3B
Stearns, C
Montanez, 1B
S. Henderson, LF
Maddox, RF
Flynn, SS
Swan, P

1980

Taveras, SS
Maddox, 3B
Mazzilli, 1B
S. Henderson, LF
Jorgensen, RF
Stearns, C
Morales, CF
Flynn, 2B
Swan, P

1981

Wilson, RF
Taveras, SS
Mazzilli, CF
Kingman, LF
Staub, 1B
Trevino, C
Brooks, 3B
Flynn, 2B
Zachry, P

1982

Wilson, CF
Bailor, 2B
Foster, LF
Kingman, 1B
Youngblood, RF
Stearns, C
Brooks, 3B
Gardenhire, SS
Jones, P

1983

Wilson, CF
Bailor, SS
Kingman, 1B
Foster, LF
Brooks, 3B
Howard, RF
Giles, 2B
Hodges, C
Seaver, P

1984

Backman, 2B
Oquendo, SS
Hernandez, 1B
Foster, LF
Strawberry, RF
Wilson, CF
Brooks, 3B
Hodges, C
Torrez, P

1985

Backman, 2B
Wilson, CF
Hernandez, 1B
Carter, C
Strawberry, RF
Foster, LF
Johnson, 3B
Santana, SS
Gooden, P

1986

Dykstra, CF
Backman, 2B
Hernandez, 1B
Carter, C
Strawberry, RF
Foster, LF
Johnson, 3B
Santana, SS
Gooden, P

1987

Wilson, CF
Teufel, 2B
Hernandez, 1B
Carter, C
Strawberry, RF
McReynolds, LF
Johnson, 3B
Santana, SS
Ojeda, P

1988

Dykstra, CF
Teufel, 2B
Hernandez, 1B
Strawberry, RF
McReynolds, LF
Carter, C
Johnson, 3B
Elster, SS
Gooden, P

1989

Wilson, CF
Jefferies, 2B
Hernandez, 1B
Strawberry, RF
McReynolds, LF
Carter, C
Johnson, 3B
Elster, SS
Gooden, P

1990

Jefferies, 2B
Miller, CF
Johnson, 3B
Strawberry, RF
McReynolds, LF
Marshall, 1B
Lyons, C
Elster, SS
Gooden, P

1991

Coleman, CF
Jefferies, 3B
Magadan, 1B
Brooks, RF
Johnson, SS
McReynolds, LF
Herr, 2B
O'Brien, C
Gooden, P

1992

Coleman, LF
 Randolph, 2B
 Bonilla, RF
 Johnson, CF
 Murray, 1B
 Pecota, 3B
 Elster, SS
 Hundley, C
 Cone, P

1993

Coleman, LF
 T. Fernandez, SS
 Murray, 1B
 Bonilla, RF
 Johnson, 3B
 Orsulak, CF
 Kent, 2B
 Hundley, C
 Gooden, P

1994

Vizcaino, SS
 Hundley, C
 McReynolds, LF
 Bonilla, 3B
 Kent, 2B
 Segui, 1B
 Burnitz, RF
 Thompson, CF
 Gooden, P

1995

Butler, CF
 Vizcaino, SS
 Brogna, 1B
 Bonilla, 3B
 Kent, 2B
 Segui, LF
 Everett, RF
 Hundley, C
 B. Jones, P

1996

L. Johnson, CF
 Gilkey, LF
 Brogna, 1B
 Huskey, RF
 Kent, 3B
 Hundley, C
 Vizcaino, 2B
 Ordoñez, SS
 B. Jones, P

1997

L. Johnson, CF
 Olerud, 1B
 Gilkey, LF
 Hundley, C
 Huskey, 3B
 Baerga, 2B
 Everett, RF
 Ordoñez, SS
 Harnisch, P

1998

McRae, CF
 Alfonso, 3B
 Gilkey, LF
 Olerud, 1B
 Baerga, 2B
 Huskey, RF
 Spehr, C
 Ordoñez, SS
 B. Jones, P

1999

Henderson, LF
 Alfonso, 2B
 Olerud, 1B
 Piazza, C
 Bonilla, RF
 Ventura, 3B
 McRae, CF
 Ordoñez, SS
 Leiter, P

2000

Henderson, LF
 Hamilton, CF
 Alfonso, 2B
 Piazza, C
 Ventura, 3B
 Bell, RF
 Zeile, 1B
 Ordoñez, SS
 Hampton, P

2001

Agbayani, LF
 Alfonso, 2B
 Ventura, 3B
 Piazza, C
 Zeile, 1B
 Payton, CF
 Hamilton, RF
 Ordoñez, SS
 Leiter, P

2002

Cedeño, LF
 Alomar, 2B
 Vaughn, 1B
 Piazza, C
 Alfonso, 3B
 Burnitz, RF
 Payton, CF
 Ordoñez, SS
 Leiter, P

2003

Cedeño, CF
 Alomar, 2B
 Floyd, LF
 Piazza, C
 Vaughn, 1B
 Wigginton, 3B
 Burnitz, RF
 Sanchez, SS
 Glavine, P

2004

Matsui, SS
 Gutierrez, 1B
 Floyd, LF
 Piazza, C
 Cameron, CF
 Phillips, 1B
 K. Garcia, RF
 Wigginton, 3B
 Glavine, P

2005

Reyes, SS
 Matsui, 2B
 Beltrán, CF
 Piazza, C
 Floyd, LF
 Mientkiewicz, 1B
 Wright, 3B
 Valent, RF
 Martinez, P

2006

Reyes, SS
 Lo Duca, C
 Beltrán, CF
 Delgado, 1B
 Wright, 3B
 Floyd, LF
 Nady, RF
 Hernandez, 2B
 Glavine, P

2007

Reyes, SS
 Lo Duca, C
 Beltrán, CF
 Delgado, 1B
 Wright, 3B
 Alou, LF
 Green, RF
 Valentin, 2B
 Glavine, P

2008

Reyes, SS
 Castillo, 2B
 Wright, 3B
 Beltrán, CF
 Delgado, 1B
 Pagan, LF
 Church, RF
 Schneider, C
 Santana, P

2009

Reyes, SS
 Murphy, LF
 Wright, 3B
 Delgado, 1B
 Beltrán, CF
 Church, RF
 Schneider, C
 Castillo, 2B
 Santana, P

2010

Cora, SS
 Castillo, 2B
 Wright, 3B
 Jacobs, 1B
 Bay, LF
 Matthews, Jr, CF
 Francoeur, RF
 Barajas, C
 Santana, P

2011

Reyes, SS
 Harris, LF
 Wright, 3B
 Beltrán, RF
 Pagan, CF
 Davis, 1B
 Emaus, 2B
 Thole, C
 Pelfrey, P

2012

Torres, CF
 Murphy, 2B
 Wright, 3B
 Davis, 1B
 Bay, LF
 Duda, RF
 Thole, C
 Tejada, SS
 Santana, P

2013

Cowgill, CF
 Murphy, 2B
 Wright, 3B
 Davis, 1B
 Byrd, RF
 Duda, LF
 Buck, C
 Tejada, SS
 Niese, P

2014

E. Young, 2B
 Lagares, CF
 Wright, 3B
 Granderson, RF
 Brown, LF
 Davis, 1B
 d'Arnaud, C
 Tejada, SS
 Gee, P

2015

Granderson, RF
 Wright, 3B
 Duda, 1B
 Cuddyer, LF
 Murphy, 2B
 Lagares, CF
 d'Arnaud, C
 Flores, SS
 Colón, P

2016

Granderson, RF
 Wright, 3B
 Céspedes, LF
 Duda, 1B
 Walker, 2B
 Conforto, DH
 Cabrera, SS
 d'Arnaud, C
 Lagares, CF
 Harvey, P

2017

Reyes, 3B
 Cabrera, SS
 Céspedes, LF
 Granderson, CF
 Walker, 2B
 Bruce, RF
 Duda, 1B
 Rivera, C
 Syndergaard, P

2018

Nimmo, CF
 Céspedes, LF
 Bruce, RF
 Cabrera, 2B
 Frazier, 3B
 González, 1B
 Plawecki, C
 Syndergaard, P
 Rosario, SS

2019

Nimmo, LF
 Alonso, 1B
 Canó, 2B
 Conforto, RF
 Ramos, C
 McNeil, 3B
 Rosario, SS
 Lagares, CF
 deGrom, RHP

OPENING DAY ATTENDANCE

1962	12,447	1974	17,154	1986	47,752	1998	48,142*	2010	41,245*
1963	25,849	1975	18,527*	1987	46,102*	1999	52,052	2011	41,075
1964	48,736	1976	15,963*	1988	48,719	2000	52,308	2012	42,080*
1965	37,999*	1977	23,907	1989	38,539*	2001	53,640	2013	41,053*
1966	52,812*	1978	11,736*	1990	47,919*	2002	53,734*	2014	42,442*
1967	31,510*	1979	10,406	1991	49,276*	2003	53,586*	2015	43,947
1968	52,079	1980	12,219*	1992	47,218	2004	53,666	2016	44,099
1969	44,541*	1981	15,205	1993	53,134*	2005	53,663	2017	44,384*
1970	41,679	1982	40,845	1994	42,467	2006	54,371*	2018	44,189*
1971	26,062*	1983	48,682*	1995	26,604	2007	56,227	2019	44,424
1972	15,893*	1984	46,637	1996	42,060*	2008	56,350		* season opener
1973	27,326*	1985	46,781*	1997	21,981	2009	41,007		

YEAR-BY-YEAR ATTENDANCE

Year	Home	Road	Total	Year	Home	Road	Total
1962	922,530	876,780	1,799,310	1991	2,284,484	2,143,423	4,427,907
1963	1,080,108	829,093	1,909,201	1992	1,779,534	2,120,154	3,899,688
1964	1,732,597	814,952	2,547,549	1993	1,873,183	2,660,514	4,533,697
1965	1,768,389	1,075,431	2,843,820	1994*	1,151,471	1,821,608	2,973,079
1966	1,932,693	1,177,525	3,110,218	1995*	1,273,183	1,827,204	3,100,387
1967	1,565,492	936,045	2,501,537	1996	1,588,323	2,057,456	3,645,779
1968	1,781,657	883,566	2,665,223	1997	1,766,174	2,382,838	4,149,012
1969	2,175,373	1,197,206	3,372,579	1998	2,287,942	2,169,244	4,457,186
1970	2,697,479	1,668,911	4,366,390	1999	2,725,920	2,600,156	5,326,076
1971	2,266,680	1,525,182	3,791,862	2000	2,800,221	2,575,263	5,375,484
1972*	2,134,185	1,502,815	3,637,000	2001	2,658,279	2,426,433	5,084,712
1973	1,912,390	1,322,594	3,234,984	2002	2,804,838	2,156,037	4,960,875
1974	1,722,209	1,350,613	3,072,822	2003	2,187,291	2,291,237	4,478,528
1975	1,730,566	1,290,026	3,020,592	2004	2,318,321	2,406,142	4,724,463
1976	1,468,754	1,391,917	2,860,671	2005	2,829,931	2,836,304	5,666,235
1977	1,066,825	1,471,030	2,537,855	2006	3,379,535	2,725,074	6,104,609
1978	1,007,328	1,440,082	2,447,410	2007	3,853,949	2,906,939	6,760,888
1979	788,905	1,558,135	2,347,040	2008	4,042,043	2,911,471	6,953,514
1980	1,178,659	1,546,529	2,725,188	2009	3,154,262	2,576,606	5,730,868
1981*	701,910	1,014,139	1,716,049	2010	2,559,738	2,374,853	4,934,591
1982	1,320,055	1,624,181	2,944,236	2011	2,352,596	2,646,396	4,998,992
1983	1,103,808	1,635,971	2,739,779	2012	2,242,803	2,751,369	4,974,172
1984	1,829,482	1,769,850	3,599,332	2013	2,135,657	2,480,896	4,616,553
1985	2,751,437	2,002,430	4,753,867	2014	2,148,808	2,609,590	4,758,398
1986	2,762,417	2,180,166	4,942,583	2015	2,569,753	2,486,157	5,055,910
1987	3,027,121	2,323,808	5,350,929	2016	2,789,602	2,463,347	5,252,949
1988	3,047,724	2,553,582	5,601,306	2017	2,460,622	2,460,154	4,920,776
1989	2,918,710	2,498,323	5,417,033	2018	2,224,995	2,383,676	4,608,671
1990	2,732,745	2,355,140	5,087,885	2019	2,442,532	2,383,685	4,826,217
				TOTALS	123,873,570	114,403,348	238,276,918

* = Strike-shortened season

ATTENDANCE RECORDS

Regular Season	Paid	Opponent	Date
Weekday Game	56,350	Philadelphia	April 8, 2008
Weeknight Game	56,658	San Francisco	May 13, 1966
Saturday Afternoon	56,227	Yankees	May 19, 2007
Saturday Night	55,085	Colorado	August 19, 2006
Sunday Afternoon	56,738	Los Angeles (NL)	June 23, 1968
Sunday Night	56,438	Yankees	May 20, 2007
Doubleheader	57,175	Los Angeles (NL)	June 13, 1965
Twi-Night	52,320	St. Louis	August 21, 1998
Holiday Doubleheader*	54,360	Los Angeles (NL)	May 30, 1962
Holiday Single	55,437	Yankees	July 4, 2004
3-Date Series	168,912	Yankees	May 18-20, 2007
4-Date Series	208,853	Los Angeles (NL)	May 29-June 1, 2008
1 Week (Mon-Sun)	306,865		June 17-23, 1985
Most Paid Crowds over 50,000	47		2008
Opening Day	56,350	Philadelphia	April 8, 2008
Season	4,042,043		2008

* Polo Grounds Record

Division Series	Paid	Opponent	Date
Game 2	57,029	Los Angeles (NL)	October 5, 2006
Championship Series	Paid	Opponent	Date
Game 7	56,357	St. Louis	October 19, 2006
World Series	Paid	Opponent	Date
Game 5	57,397	Baltimore	October 16, 1969

ATTENDANCE HIGHS VS. OPPONENTS

Opponent	Attendance	Date	Type Game
Arizona	53,012	June 3, 2007	Sunday Day
Atlanta	56,039	September 14, 2008	Sunday Day
Baltimore	52,320	June 17, 2006	Saturday Day
Boston	52,006	July 14, 2001	Saturday Day
Chicago (NL)	54,416	September 24, 2008	Wednesday Night
Chicago (AL)	34,160	June 1, 2016	Wednesday Day
Cincinnati	55,391	July 27, 1969	Sunday Day
Cleveland	33,800	August 20, 2019	Tuesday Day
Colorado	55,085	August 19, 2006	Saturday Night
Detroit	40,691	May 25, 2019	Saturday Day
Houston	54,424	May 30, 1970	Saturday Day
Kansas City	44,815	June 22, 2002	Saturday Night
Los Angeles (NL)	57,175	June 13, 1965	Sunday DH
Los Angeles (AL)	43,582	June 12, 2005	Sunday Day
New York Yankees	56,438	May 20, 2007	Sunday Night
Miami	56,059	September 28, 2008	Final Game at Shea
Milwaukee	55,830	April 15, 2006	Saturday Day
Minnesota	44,517	June 20, 2007	Wednesday Night
Montreal	53,968	July 11, 1970	Saturday Night
Oakland	52,920	June 23, 2007	Saturday Night
Philadelphia	57,011	July 14, 1968	Sunday DH
Pittsburgh	55,901	Sept. 21, 1969	Sunday DH
St. Louis	55,862	June 22, 1969	Sunday DH
San Diego	52,308	April 3, 2000	Opening Day
San Francisco	57,037	May 31, 1964	Sunday DH
Seattle	52,154	June 25, 2008	Wednesday Night
Tampa Bay	46,610	June 4, 2000	Sunday Night
Texas	55,438	June 15, 2008	Sunday DH
Toronto	34,203	July 16, 2001	Monday Night
Washington	54,371	April 3, 2006	Opening Day

ATTENDANCE RECORDS

TOP 10 REGULAR SEASON CROWDS AT THE POLO GROUNDS

Attendance	Opponent	Date
55,704	Los Angeles (NL)	May 30, 1962
53,880	San Francisco	May 5, 1963
49,431	San Francisco	May 3, 1963
46,184	Los Angeles (NL)	August 18, 1963
43,742	San Francisco	June 1, 1962
41,001	San Francisco	June 2, 1962
39,741	Los Angeles (NL)	August 24, 1962
37,253	Los Angeles (NL)	July 14, 1962
37,170	Chicago (NL)	May 30, 1963
35,463	San Francisco	July 15, 1962

TOP 10 REGULAR SEASON CROWDS AT SHEA STADIUM

Attendance	Opponent	Date	Game Type
57,175	Los Angeles (NL)	June 13, 1965	Sunday DH
57,037	San Francisco	May 31, 1964	Sunday DH
57,011	Philadelphia	July 14, 1968	Sunday DH
56,738	Los Angeles (NL)	June 23, 1968	Sunday Day
56,658	San Francisco	May 13, 1966	Friday Night
56,438	Yankees	May 20, 2007	Sunday Night
56,350	Philadelphia	April 8, 2008	Opening Day
56,337	Yankees	May 18, 2007	Friday Night
56,332	Los Angeles (NL)	June 5, 1966	Sunday DH
56,308	Yankees	June 27, 2008	Friday Night

TOP 10 REGULAR SEASON CROWDS AT CITI FIELD

Attendance	Opponent	Date	Game Type
44,466	Giants	April 30, 2016	Saturday Day
44,384	Braves	April 3, 2017	Opening Day
44,424	Nationals	April 4, 2019	Opening Day
44,189	Cardinals	March 29, 2018	Opening Day
44,099	Phillies	April 8, 2016	Opening Day
43,947	Phillies	April 13, 2015	Opening Day
43,928	Marlins	September 29, 2018	Saturday Night
43,875	Nationals	August 10, 2019	Saturday Night
43,630	Yankees	September 19, 2015	Saturday Day
43,603	Yankees	June 9, 2018	Saturday Night

TOP 3 POSTSEASON CROWDS AT CITI FIELD

Attendance	Opponent	Date	Game Type
44,859	Kansas City	November 1, 2015	Game 5 World Series
44,815	Kansas City	October 31, 2015	Game 4 World Series
44,781	Kansas City	October 30, 2015	Game 3 World Series

ALL-STAR GAME ATTENDANCE

Attendance	Opponent	Date
50,850	July 7, 1964	Shea Stadium
45,186	July 16, 2013	Citi Field

IMPORTANT DATES IN METS HISTORY

OCTOBER 16, 1960 Owners for the eight National League teams meet in Chicago and unanimously pass a resolution to expand the NL to 10 teams, with the newest franchises being placed in Houston and New York.

MARCH 14, 1961 George Weiss becomes the New York Mets first club president.

SEPTEMBER 29, 1961 Casey Stengel is hired to be the team's first manager.



The Mets being welcomed by New York City at City Hall in Manhattan.

OCTOBER 10, 1961 The National League expansion draft is held in Cincinnati, with the Mets selecting catcher Hobie Landrith with their first pick. By the end of the draft, New York has 22 players.

APRIL 10, 1962 The Mets' first regular-season game is rained out in St. Louis.

APRIL 11, 1962 The Mets lose the franchise's inaugural regular-season game, an 11-4 defeat at St. Louis. Roger Craig takes the loss, while Gil Hodges hits the first home run in team history.

APRIL 13, 1962 With snow flurries falling, the Mets play their first-ever home game at the Polo Grounds, losing, 4-3, to Pittsburgh. Attendance for the game is listed as 12,447.

APRIL 23, 1962 After starting the season 0-9, the Mets win their first game with a 9-1 victory at Pittsburgh. Jay Hook throws a complete game five-hitter.

APRIL 28, 1962 The Mets score six times in the sixth inning and Roger Craig pitches 3.0 innings of scoreless relief as New York beats Philadelphia, 8-6, to win for the first time at the Polo Grounds.

MAY 9, 1962 Marv Throneberry is acquired from Baltimore in exchange for Hobie Landrith and cash.

MAY 30, 1962 The Dodgers return to New York for the first time and sweep a doubleheader from the Mets in front of 54,360 fans, the NL's largest crowd of the year. The Mets turn their first-ever triple play in the sixth inning of Game Two.

JUNE 8, 1962 Jay Hook and the Mets stop a franchise-record 17-game losing streak with a, 4-3, win over the Cubs in the first game of a doubleheader. Hook limits the Cubs to three runs over 8.0 innings to end the skid that started on May 21st at Houston.

JUNE 30, 1962 Sandy Koufax no-hits the Mets in a 5-0 win at Los Angeles. Koufax strikes out 13 and walks five.

SEPTEMBER 30, 1962 Frank Thomas hits his 34th home run of the season to set a club record that stands until 1975.

JUNE 20, 1963 Using a five-run third inning, the Mets cruise to a 6-2 victory over the Yankees in the first Met-Yankee Mayor's Trophy Game at Yankee Stadium.

JULY 30, 1963 The Mets end a modern-day major league record 22-game road losing streak with a 5-1 win at Los Angeles.

AUGUST 7, 1963 With a single in the first, a double in the second, a triple in the fourth and a home run in the sixth, Jim Hickman becomes the first Mets player to hit for the cycle, victimizing St. Louis at Sportsman Park. Hickman's natural cycle is still the only one in franchise history and one of 14 in the major league record books.

AUGUST 9, 1963 Jim Hickman hits a two-out, game-winning grand slam off Lindy McDaniel to give the Mets a 7-3 victory over the Cubs at the Polo Grounds and also end Roger Craig's then-franchise record 18-game losing streak.

APRIL 17, 1964 William A. Shea Municipal Stadium opens to a near-capacity crowd of 48,736 and a Mets loss, 4-3 to the Pirates. Future Hall of Famer Willie Stargell hits a solo shot in the second inning to plate the first run in the stadium's history, while Ron Hunt becomes the first Mets player to score in the fourth.

APRIL 19, 1964 The Mets win their first of 1,859 victories at Shea Stadium, beating the Pirates, 6-0, behind Al Jackson's six-hitter.

MAY 26, 1964 The Mets rout the Cubs, 19-1 at Wrigley Field.

MAY 31, 1964 The Mets and Giants play the longest doubleheader in history, combining for a total of 32 innings. The Giants complete the sweep with an 8-6 win in the 23-inning nightcap, despite a triple play by the Mets in the top of 14th.

JUNE 21, 1964 Jim Bunning pitches a perfect game against the Mets, striking out 10 in the 6-0 victory.

JULY 7, 1964 Shea plays host to its only All-Star Game and Ron Hunt becomes the first Mets player to make the All-Star team as the National League uses a four-run ninth inning to beat the American League, 7-4. Hunt starts at second base and finishes with one hit in three at-bats.

OCTOBER 4, 1964 With the NL pennant on the line for the Cardinals, the Mets drop the season finale, 11-5, at St. Louis. A Mets victory would have created a three-way tie between the Cardinals, the Reds and the Phillies.

NOVEMBER 17, 1964 The Mets sign catcher and future Hall of Famer Yogi Berra to a two-year contract.

NOVEMBER 23, 1964 The Mets get their second future Hall of Famer in less than a week when the team acquires lefthander Warren Spahn from Milwaukee.

APRIL 14, 1965 Ron Swoboda hits a pinch-hit home run in his second major league at-bat. The rookie would go on to finish the season with a team-high 19 home runs.

JUNE 14, 1965 Cincinnati's Jim Maloney no-hits the Mets for 10 innings, but loses, 1-0, when Johnny Lewis hits a home run in the 11th inning.

JULY 24, 1965 In what turns out to be Casey Stengel's last game as a major league manager, the Mets lose, 5-1, to the Phillies. That night, Stengel breaks his hip in a fall after the annual Old Timers Dinner and finishes his career with 1,905 victories.

JULY 26, 1965 Wes Westrum is named interim manager. The Mets had actually won Westrum's first game as manager the previous day, when the club beat Philadelphia, 8-1, in the opener of a doubleheader.

AUGUST 26, 1965 Tug McGraw allows two runs in 7.2 innings and the Mets beat the Dodgers and Sandy Koufax, 5-2. It is the first time in 14 career games that the Mets beat the future Hall of Famer. Koufax had been 13-0 against the Mets prior to the loss.

SEPTEMBER 3, 1965 Jim Hickman hits three home runs in a game, becoming the first player to do so in club history. His record has been matched 11 other times.

OCTOBER 19, 1965 The Mets acquire catcher Jerry Grote from Houston for a player to be named later.

FEBRUARY 24, 1966 USC righthander Tom Seaver and Atlanta agree to a \$50,000 contract, violating a major league rule prohibiting college players from signing with a pro team after the start of the collegiate season.

MARCH 2, 1966 Major League Baseball Commissioner William Eckert voids Tom Seaver's contract with Atlanta.

APRIL 2, 1966 The Mets are awarded negotiating rights with Tom Seaver after they, along with Philadelphia and Cleveland, match Atlanta's original offer of \$50,000. But it's the Mets' slip of paper that MLB Commissioner William Eckert picks out of a hat, thus giving the Mets a chance to sign the former number one pick.

APRIL 3, 1966 Tom Seaver and the Mets agree to a contract and the righthander is assigned to Jacksonville of the International League.

APRIL 17, 1966 The Mets score three times in the last two innings to beat the Braves, 5-4, at Shea. The Mets are 2-1 on the year, marking the first time in franchise history the team is above .500.

OCTOBER 2, 1966 The Mets drop a doubleheader at home against Houston, but finish out of last place in the National League for the first time in their history.

NOVEMBER 14, 1966 Bing Devine takes over for George Weiss as team president and General Manager.

NOVEMBER 29, 1966 The Mets acquire Tommy Davis for Jim Hickman and Ron Hunt. Hickman was the last member of the original 22-player expansion draft class.

APRIL 13, 1967 Tom Seaver makes his major league debut, recording a no-decision in a 3-2 win over the Pittsburgh Pirates.

SEPTEMBER 21, 1967 Wes Westrum resigns as manager and is replaced by coach Salty Parker.

OCTOBER 11, 1967 Gil Hodges is hired as the fourth manager in club history.

NOVEMBER 20, 1967 Tom Seaver wins the NL Rookie of the Year award, the first Mets player to win a major postseason award. Seaver finished his initial season 16-13 with a 2.76 ERA.

DECEMBER 15, 1967 Tommy Davis and Jack Fisher headline a package sent to Chicago (AL) in exchange for Tommie Agee and Al Weis.

DECEMBER 27, 1967 Johnny Murphy becomes the third General Manager in franchise history when he replaces Bing Devine.

APRIL 14, 1968 Rookie Nolan Ryan shuts out Houston over 6.2 innings to earn his first big league win, 4-0.

APRIL 15, 1968 The Mets play what is now the second longest game in club history, losing a 24-inning marathon in Houston, 1-0.

APRIL 17, 1968 Jerry Koosman throws his second consecutive shutout and strikes out 10 as the Mets win their first-ever home opener, 3-0 over San Francisco.

MAY 14, 1968 Nolan Ryan breaks the franchise mark with 14 strikeouts at home against Cincinnati.



Nolan Ryan struck out 14 Reds on May 14, 1968 vs. Cincinnati to set a then franchise mark.

JUNE 10, 1969 The Mets win their 11th straight to set a club record. The streak began on May 28th at home against San Diego.

JUNE 15, 1969 The Mets send a package of four players to Montreal for Donn Clendenon.

JULY 9, 1969 Tom Seaver retires the first 25 Cubs he faces before Jimmy Qualls lines a clean single to left-centerfield. Seaver gets two more outs to finish with a one-hitter and a 4-0 victory.

AUGUST 13, 1969 After an 8-2 loss at Houston, the Mets are 10 games back of the front running Cubs for first place in the NL East.

SEPTEMBER 9, 1969 A black cat emerges in front of the visiting Cubs dugout at Shea. The good luck feline stares directly into the Cubs dugout and helps lift the Mets to a 7-1 win.

SEPTEMBER 10, 1969 After a doubleheader sweep of the Expos, the Mets move into sole possession of first place for the first time in their history.

SEPTEMBER 15, 1969 Ron Swoboda hits two home runs off Steve Carlton to help the Mets beat the Cardinals, 4-3, in a game that Carlton sets a modern major league record with 19 strikeouts.



The infamous black cat that brought the Mets good luck during the 1969 pennant chase.

SEPTEMBER 24, 1969 Donn Clendenon hits two home runs to back Gary Gentry's four-hitter and the Mets clinch the NL East with a 6-0 win over St. Louis.

SEPTEMBER 30, 1969 The Mets finish the season 100-62, winners of 38 of their final 49 games.

OCTOBER 6, 1969 Home runs from Tommie Agee, Ken Boswell and Wayne Garrett help the Mets finish a sweep of Atlanta in the National League Championship Series.

OCTOBER 14, 1969 The Mets host their first-ever World Series game at Shea. The Mets beat the Baltimore Orioles, 5-0, in Game Three to take a two games to one series lead. Tommie Agee hits a leadoff home run and makes two spectacular catches in the field.

OCTOBER 16, 1969 Jerry Koosman throws a five-hitter and the Mets beat Baltimore, 5-3, at Shea to finish off the Orioles four-games-to-one and win their first-ever World Series.

OCTOBER 29, 1969 Tom Seaver is named the NL Cy Young winner for the first time in his career. He finished the season 25-7 with a 2.21 ERA.

JANUARY 14, 1970 General Manager Johnny Murphy passes away after suffering a heart attack. Five days later, Bob Scheffing is named General Manager.

APRIL 22, 1970 Tom Seaver ties the modern major league record with 19 strikeouts, including 10 in a row to finish the game, in a 2-1 win over San Diego at Shea.

DECEMBER 10, 1971 The Mets trade Nolan Ryan and three others to California for Jim Fregosi.

APRIL 2, 1972 Gil Hodges suffers a fatal heart attack.

APRIL 6, 1972 The Mets announce two moves: Yogi Berra has been named the manager and the club has acquired Rusty Staub from Montreal.

MAY 11, 1972 The Mets acquire Willie Mays from San Francisco.

AUGUST 5, 1973 After a doubleheader sweep by St. Louis, the Mets are 11.5 games out of first place with 54 games left to play.

AUGUST 17, 1973 Willie Mays hits the 660th and last home run of his illustrious career off Cincinnati's Don Gullett at Shea Stadium.

SEPTEMBER 20, 1973 Using the memorable "Ball-on-the-Wall" play in which a shot to leftfield caromed directly

into Cleon Jones' hand and helped the Mets cut down the potential game-winning run at home plate, the Mets pull within a half game of first place after a 4-3 victory against Pittsburgh.

OCTOBER 1, 1973 With a 6-4 win at Wrigley Field, their 29th in their last 43 games, the Mets clinch their second NL East title.

OCTOBER 8, 1973 Bud Harrelson and Pete Rose spark a bench-clearing brawl in Game Three of the NLCS at Shea. The spirited Mets beat the Reds 9-2.

OCTOBER 10, 1973 The Mets clinch their second National League pennant with a 7-2 win over Cincinnati in a decisive Game Five.

OCTOBER 21, 1973 Oakland wins Game Seven to deny the Mets their second World Series title.

OCTOBER 1, 1974 Joe McDonald replaces Bob Scheffing as the General Manager.

AUGUST 6, 1975 Yogi Berra is dismissed as manager and coach Roy McMillan is named interim skipper.

OCTOBER 3, 1975 Joe Frazier takes over as the team's manager.

NOVEMBER 12, 1975 Tom Seaver wins his third NL Cy Young Award after finishing the season 22-9 with a 2.38 ERA and 243 strikeouts.

MAY 31, 1977 Joe Torre is named player-manager and the team beats Montreal, 6-2, at Shea in his debut. He removes himself from the active roster on June 18th.

JUNE 15, 1977 Tom Seaver is traded to Cincinnati in exchange for four players.

JANUARY 24, 1980 The Mets are sold to a group headed by Doubleday & Co.

FEBRUARY 21, 1980 Frank Cashen is named the club's new General Manager.

OCTOBER 20, 1980 Sixteen days after an announcement that Joe Torre would not return as manager, George Bamberger is introduced as the new skipper.

MAY 6, 1983 Rookie Darryl Strawberry makes his major league debut, batting third and playing rightfield at home against Cincinnati. He is named the Rookie of the Year in the off-season, becoming the third Mets player to win the award.

JUNE 3, 1983 Manager George Bamberger resigns and is replaced by Frank Howard.

JUNE 15, 1983 The Mets acquire Keith Hernandez from St. Louis for Neil Allen and Rick Ownbey.

OCTOBER 13, 1983 Davey Johnson takes over as the club's manager.

APRIL 7, 1984 Nineteen-year-old Dwight Gooden goes 5.0 innings and strikes out five Astros to win his major league debut in Houston, 3-2. Gooden finishes the season with a major league rookie record 276 strikeouts. The righthander also becomes the second straight Mets player to win the NL Rookie of the Year award when he is given the honor in the off-season.

DECEMBER 12, 1984 The Mets acquire Gary Carter in exchange for infielder Hubie Brooks, catcher Mike Fitzgerald, outfielder Herm Winningham and pitcher Floyd Youmans.

OCTOBER 2, 1985 Dwight Gooden beats St. Louis, 5-2, on the road for his 24th win of the season. The 10-strikeout complete game caps a spectacular season for "Dr. K" in which the 20-year-old finishes with a league best in ERA (1.53), wins, innings (276.2), strikeouts (268) and complete games (16). In the off-season, he becomes the youngest player to win the NL Cy Young award.

SEPTEMBER 17, 1986 A 4-2 win over Chicago (NL) at Shea clinches the NL East for the Mets. It is the earliest calendar clinching date in NL East history.

OCTOBER 5, 1986 In the season finale, the Mets beat Pittsburgh, 9-0, at Shea for their 108th victory of the year. The team sets franchise records for wins, home wins (55), road wins (53), home runs (148), batting average (.263) and attendance (2,762,417).

OCTOBER 11, 1986 Lenny Dykstra's two-run walkoff home run in the ninth inning lifts the Mets to a 6-5 win in Game Three of the NLCS vs. Houston.

OCTOBER 15, 1986 The Mets clinch the third NL pennant in club history when they score three times in the 16th inning of Game Six and beat Houston, 7-6.

OCTOBER 25, 1986 Bill Buckner's error allows Ray Knight to score Game Six's game-winning run in the bottom of the 10th inning and tie the World Series at three games apiece.



Perhaps the most famous play in Mets history; Mookie Wilson's roller up the first base line plates Ray Knight with the game-winning run in the bottom of the 10th inning in Game Six of the 1986 World Series. The win evened the series and forced Game Seven.

OCTOBER 27, 1986 Jesse Orosco strikes out Marty Barrett swinging to save an 8-5 win in Game Seven over Boston and give the Mets their second World Series title.

JULY 7, 1987 The Mets sweep a doubleheader in Atlanta to make Davey Johnson the winningest manager in club history, surpassing Gil Hodges' 339 victories.

SEPTEMBER 22, 1988 Ron Darling throws a six-hitter and the Mets beat the Phillies, 3-1, to clinch the NL East for the fourth time in franchise history.

OCTOBER 9, 1988 Mike Scioscia hits a two-run home run in the top of the ninth inning to send Game Four of the NLCS into extra innings, where the Dodgers win and deny the Mets a three-to-one series lead. The Dodgers go on to win the pennant in seven games.

MAY 26, 1990 The Mets beat San Diego, 11-0 in what turns out to be Davey Johnson's last win as a Mets manager. His 595 victories are a club record.

MAY 29, 1990 Bud Harrelson replaces Davey Johnson to become the 12th manager in club history.

SEPTEMBER 27, 1991 Al Harazin takes over for Frank Cashen as the team's General Manager.

SEPTEMBER 30, 1991 Mike Cubble is named the interim manager after Bud Harrelson is dismissed.

OCTOBER 6, 1991 Howard Johnson drives in his 117th run of the season in a 7-0 win at Philadelphia to finish with the league lead and set a franchise record.

OCTOBER 11, 1991 Jeff Torborg signs a four-year contract to manage the team.

DECEMBER 2, 1991 Bobby Bonilla and the Mets agree to terms on a five-year contract.

MAY 19, 1993 Dallas Green becomes the 15th manager in club history after Jeff Torborg resigns.

JUNE 22, 1993 Al Harazin resigns his position of General Manager and Joe McLivaine becomes Executive VP of Baseball Operations on July 8th.

AUGUST 26, 1996 Bobby Valentine succeeds Dallas Green as manager.

SEPTEMBER 14, 1996 Todd Hundley hits his 41st home run of the season in a 6-5 win at home against Atlanta to set a major league record for home runs in a season by a catcher.

JUNE 16, 1997 Dave Mlicki throws his first career complete game to help the Mets to a 6-0 win over the Yankees at Yankee Stadium in the first ever regular-season game between the clubs.

JULY 16, 1997 Steve Phillips is named the club's new General Manager.

MAY 22, 1998 The Mets acquire Mike Piazza from Florida in exchange for Preston Wilson, Ed Yarnell and Geoff Goetz.

OCTOBER 4, 1999 In a one-game playoff at Cincinnati with the National League Wild Card on the line, Al Leiter throws a two-hitter and the Mets beat the Reds, 5-0. The win sends the Mets to their fifth postseason appearance in team history.

OCTOBER 9, 1999 Todd Pratt hits a 10th-inning solo home run just over the leaping try of centerfielder Steve Finley and the Mets beat Arizona, 4-3, in Game Four to close out the NLDS.

OCTOBER 17, 1999 Robin Ventura hits a game-ending, bases-loaded home run in the 15th inning that is officially scored a single to help the Mets to a 4-3 win over Atlanta and a three-to-two series deficit in the NLCS.

OCTOBER 19, 1999 New York climbs back from a 5-0 first inning deficit in Game Six of the NLCS to take leads of 8-7 and 9-8, but loses 10-9 in 11 innings to fall four games-to-two to the Braves.

DECEMBER 23, 1999 The Mets acquire lefthanded pitcher Mike Hampton and Derek Bell from Houston for a package of three players.

MARCH 30, 2000 The Mets finish a historic two-game, season-opening set in Japan against Chicago with a 5-1 victory after Benny Agbayani hits a pinch-hit grand slam in the 11th inning.

JUNE 30, 2000 The Mets score a then franchise-record 10 runs in the eighth inning, highlighted by Mike Piazza's three-run home run as they top the Braves, 11-8.

JULY 8, 2000 The Yankees sweep the Mets in a spilt-stadium doubleheader. It is the first time that two teams play two games in two different ballparks in one day in 97 years.

OCTOBER 8, 2000 Bobby J. Jones throws a one-hitter to help the Mets beat the Giants, 4-0, and clinch the National League Divisional Series three games-to-one.

OCTOBER 16, 2000 Mike Hampton earns his second win of the National League Championship Series, beating the Cardinals, 7-0 to clinch the NLCS MVP and send the Mets to their fourth World Series.

OCTOBER 26, 2000 The Yankees beat the Mets, 4-2, in Game Five of the World Series to clinch the title, four-games-to-one.

SEPTEMBER 21, 2001 In New York City's first sporting event after the tragic events of September 11th, Mike Piazza hits a two-run home run in the eighth inning to lift the Mets past the Braves, 3-2.

AUGUST 24, 2002 Fred Wilpon becomes the sole owner of the Mets, completing his purchase of Nelson Doubleday's half of the team.

OCTOBER 28, 2002 Art Howe is named the 17th manager in team history.

JUNE 10, 2003 José Reyes makes his major league debut, going 2-4 with a double in a 9-7 loss at Texas.

SEPTEMBER 25, 2003 Hall of Fame radio announcer Bob Murphy calls his last game after 42 years, a 3-1 Mets loss at home to Pittsburgh.

MAY 5, 2004 Mike Piazza becomes the all-time home run leader as catcher with his 352nd at home against San Francisco.

JULY 21, 2004 David Wright makes his major league debut, hitting seventh and starting at third base in a 5-4 win over Montreal.

SEPTEMBER 30, 2004 Omar Minaya is named Executive Vice President and General Manager.

NOVEMBER 4, 2004 Willie Randolph is hired as the 18th manager in team history.

DECEMBER 16, 2004 The Mets and Pedro Martinez agree to terms on a four-year contract.

JULY 11, 2006 The Mets send a team-record six players to the All-Star Game in Pittsburgh. David Wright hits a home run to get the National League on the board in the second, but the AL pulls out a 3-2 win.

SEPTEMBER 18, 2006 José Valentin hits two home runs and the Mets blank the Marlins, 4-0, to clinch their first NL East title since 1988.

SEPTEMBER 28, 2006 Carlos Beltrán hits his 41st home run of the season to tie the franchise record, originally set by Todd Hundley in 1996.

OCTOBER 7, 2006 Using a three-run first inning to set the tone, the Mets complete a three-game, NLDS sweep of Los Angeles with a 9-5 victory in Game Three.

OCTOBER 19, 2006 Despite a spectacular leaping grab by Endy Chavez in leftfield to rob Scott Rolen of a sixth-inning home run, the Mets fall to the Cardinals, 3-1, in Game Seven of the NLCS.

SEPTEMBER 30, 2007 The Marlins score seven first-inning runs to beat the Mets, 8-1, in the season finale and deny the Mets a second straight postseason berth.

FEBRUARY 2, 2008 The Mets acquire Johan Santana from the Twins in exchange for a package of four players.

JUNE 17, 2008 Willie Randolph is replaced by Jerry Manuel, who becomes the 19th manager in franchise history.

SEPTEMBER 28, 2008 The Marlins beat the Mets, 4-2, in Shea Stadium's final game and again deny the Mets a postseason berth.

APRIL 13, 2009 Citi Field opens its doors for the Mets' first game in their new home, but the Padres spoil the historic night with a 6-5 win.

APRIL 17, 2009 Gary Sheffield becomes the first player to hit his 500th home run in a Mets uniform when he goes deep off Milwaukee's Mitch Stetter in a 5-4 win at Citi Field.

AUGUST 23, 2009 Eric Bruntlett turns an unassisted triple play on Jeff Francoeur's line drive to end the Phillies' 9-7 win over the Mets at Citi Field. It was the second unassisted triple play to end a game in MLB history.

APRIL 17, 2010 The Mets beat the Cardinals, 2-1, in 20 innings at Busch Stadium in St. Louis. It marks the team's fourth longest contest by innings and the first time the team won a game lasting 20 innings or longer.

MAY 7, 2010 Rod Barajas hits the first walk-off home run in Citi Field history in the bottom of the ninth inning, lifting the Mets to a 6-5 win over the Giants.

JUNE 10, 2010 Jonathon Niese tosses a one-hitter, retiring the final 21 straight batters, to beat the Padres, 3-0. Niese joins Tom Seaver as the only Mets pitcher to finish a game one batter from perfection. Chris Denorfia doubled in the third inning for the lone San Diego hit.

OCTOBER 4, 2010 The Mets relieve Omar Minaya of his duties as Executive Vice President of Baseball Operations and General Manager. The club also announces that they decline to pick up manager Jerry Manuel's 2011 option.

OCTOBER 29, 2010 The Mets hire Sandy Alderson as the 12th General Manager in team history.

NOVEMBER 23, 2010 The club introduces Terry Collins as the 20th manager in franchise history.

JUNE 28, 2011 The Mets hit two grand slams (Jason Bay, Carlos Beltrán) in the same game for the second time in team history in a 14-3 win.

AUGUST 15, 2011 Jason Isringhausen notches his 300th save in a 5-4, 10-inning win at San Diego.

SEPTEMBER 28, 2011 José Reyes goes 1-1 with a bunt single to finish with a .337 batting average. Reyes becomes the first Met to ever win the batting title.

APRIL 26, 2012 David Wright hits a two-run home run off Mark Buehrle at Citi Field to record his 734th and 735th career RBI, passing Darryl Strawberry on the club's all-time list.

JUNE 1, 2012 Johan Santana throws the first no-hitter in team history beating St. Louis, 8-0, at Citi Field. Santana strikes out David Freese for the final out.



Johan Santana celebrates after the first no-hitter in Mets history

SEPTEMBER 26, 2012 David Wright singles off Pittsburgh's Jeff Locke for his 1,419th career hit, breaking Ed Kranepool's team record of 1,418 hits.

SEPTEMBER 27, 2012 R.A. Dickey beats the Pirates, 6-5, for his 20th win of the season. Dickey works 7.2 innings and allows three earned runs to become the sixth Mets pitcher to reach the 20-win plateau.

MARCH 21, 2013 David Wright is named the fourth team captain in franchise history.

MAY 28, 2013 Lucas Duda delivers a Subway Series walk-off RBI single off Mariano Rivera (his final appearance vs. the Mets) in a 2-1 win.

JULY 16, 2013 The Mets host the All-Star Game at Citi Field. David Wright and Matt Harvey both start. The National League loses, 3-0.

SEPTEMBER 29, 2013 Mike Piazza is inducted into the Mets Hall of Fame, becoming the 27th member.

MAY 14-15, 2014: Rafael Montero and Jacob deGrom make their major league debuts in consecutive games vs. the Yankees. It was the first time in team history the Mets had starters make their debuts in consecutive games.

JULY 8, 2014 The Mets beat the Braves, 5-3, for the club's 4,000th win in franchise history.

SEPTEMBER 15, 2014 Jacob deGrom ties a modern-era major league record with eight strikeouts to begin the game vs. Miami at Citi Field. He tied Houston's Jim Deshaies.

NOVEMBER 10, 2014 Jacob deGrom is named the National League Rookie of the Year. He becomes the fifth player in Mets history to capture Rookie of the Year honors.

APRIL 23, 2015 The Mets beat the Braves 6-3 at Citi Field to complete a 10-0 homestand. The club tied the franchise-record with its 11th straight victory.

JULY 31, 2015 The Mets acquire Yoenis Céspedes from the Detroit Tigers. Later that night, Wilmer Flores hits a walk-off home run in the 12th inning to beat Washington, 2-1, two days after a rumored trade to Milwaukee fell through.

AUGUST 2, 2015 Curtis Granderson, Daniel Murphy and Lucas Duda all homer in the third inning as the Mets complete the sweep vs. the Nationals with a 5-2 win. The Mets move into a first place tie in the NL East.

AUGUST 24, 2015 David Wright returned after missing 115 games and homers in his first at-bat in Philadelphia. The Mets hit a team record eight home runs in a 16-7 win.

SEPTEMBER 8, 2015 The Mets rally from a 7-1 deficit to beat Washington, 8-7. Kirk Nieuwenhuis hits a solo homer in the eighth off Jonathan Papelbon. The Mets lead the Nationals by six games in the NL East.

SEPTEMBER 26, 2015 The Mets pound the Reds 10-2 at Cincinnati to clinch the NL East.

OCTOBER 9, 2015 Jacob deGrom ties a postseason franchise-record with 13 strikeouts at Los Angeles. He outduels Clayton Kershaw as the Mets won Game 1 of the NLDS, 3-1.

OCTOBER 15, 2015 The Mets edge the Dodgers, 3-2 in Los Angeles in the deciding Game 5 of the NLDS. Jacob deGrom won his second game of the series. Daniel Murphy's sixth inning solo home run snaps a 2-2 tie. Jeury's Familia pitched the final 2.0 innings for the save.

OCTOBER 21, 2015 The Mets complete a four-game sweep of the Chicago Cubs with a 8-3 win in the NLCS to advance to their fifth World Series. Daniel Murphy sets a postseason record with a home run in six straight games. Lucas Duda hit a three-run home run in the first inning.

OCTOBER 30, 2015 Citi Field hosts its first World Series game. The Mets beat Kansas City, 9-3. David Wright hits a home run in his first at-bat and had four RBI. The Mets trail the Series, two games to one.

NOVEMBER 1, 2015 The Royals score two runs in the ninth inning to force extra innings and plate five runs in the 12th to win the World Series.

SEPTEMBER 17, 2016 Curtis Granderson becomes the first player in team history to hit two extra inning homers — ties the game in the 11th and hits a walkoff homer in the 12th to beat the Twins, 3-2.

SEPTEMBER 22, 2016 José Reyes hits a two-run homer in the ninth to tie the game and then trailing by two, Asdrubal Cabrera hits a three-run walk-off home run in the 11th to top the Phillies, 9-8.

OCTOBER 1, 2016 The Mets clinch the first Wild Card with a 5-3 win at Philadelphia. Bartolo Colón wins his 15th game and Jeury's Familia finishes with a franchise record 51 saves.

OCTOBER 5, 2016 The Mets fall 3-0 to the Giants in the one-game Wild Card Game...Noah Syndergaard tosses 7.0 shutout innings and strikes out 10...Conor Gillaspie hits a three-run homer off Jeury's Familia in the ninth inning.

APRIL 11, 2017 Yoenis Céspedes hits three homers in Philadelphia. He becomes the first player in team history to hit three homers two times (also: August 21, 2015 at Colorado).

MAY 20, 2017 Terry Collins manages his 1,013th game with the Mets, passing Davey Johnson for the most in team history. Collins finished with 1,134 games managed as New York's skipper.

OCTOBER 23, 2017 The Mets name Mickey Callaway the 21st manager in team history.

JANUARY 1, 2018 The New York Rangers defeated the Buffalo Sabres, 3-2, in front of a sellout crowd at the 2018 Bridgestone Winter Classic held at Citi Field. The Rangers won in overtime on a power play goal by J.T. Miller.

JULY 9, 2018 Wilmer Flores set the team record with his 10th career walk-off RBI (passing David Wright) with a walk-off homer to beat the Phillies 4-3 in the first-game of a doubleheader. It was Flores fourth career walk-off homer trying him for the franchise record.

AUGUST 16, 2018 The Mets scored a franchise-record 24 runs. The Mets score 10 runs in the fifth inning. The Mets also had a team-record 25 hits for a nine-inning game.

SEPTEMBER 29, 2018 David Wright starts at third base in an emotional game after missing nearly two years.

OCTOBER 29, 2018 Named Brodie Van Wagenen the 13th General Manager in team history.

NOVEMBER 14, 2018 Jacob deGrom becomes the fourth pitcher in team history win the Cy Young Award.

APRIL 3, 2019 Jacob deGrom hurled his 26th consecutive quality start at Miami to tie Bob Gibson's MLB record.

JULY 9, 2019 Pete Alonso defeated Vladimir Guerrero, Jr. in the finals of the All-Star Home Run Derby. Alonso hit 23 homers in the final round to become the second rookie ever to win the event.

AUGUST 27, 2019 Pete Alonso hit his 42nd home run breaking the Mets single-season home run mark. The record-breaking blow came off the Cubs' Yu Darvish at Citi Field.

SEPTEMBER 28, 2019 Pete Alonso set the all-time rookie home run record with his 53rd blast off Atlanta's Mike Foltynewicz at Citi Field.

NOVEMBER 11, 2019 Pete Alonso is named the NL Rookie of the Year. He is the sixth Rookie of the Year in team history.

NOVEMBER 13, 2019 Jacob deGrom is named the NL Cy Young Award winner. He is the first Met and only the 11th pitcher to win back-to-back Awards.

JANUARY 23, 2020 Mets name Luis Rojas the 23rd manager in team history.

MOST GAMES PLAYED BY POSITION

OUTFIELD

Cleon Jones.....	1103
Darryl Strawberry.....	1085
Mookie Wilson.....	1037
Carlos Beltrán.....	814
Kevin McReynolds.....	774
Lee Mazzilli.....	684
Juan Lagares.....	668
Tommie Agee.....	639
Ron Swoboda.....	639
George Foster.....	617

THIRD BASE

David Wright.....	1572
Howard Johnson.....	835
Wayne Garrett.....	709
Hubie Brooks.....	516
Edgardo Alfonzo.....	515

SHORTSTOP

Bud Harrelson.....	1281
José Reyes.....	1104
Rey Ordoñez.....	907
Kevin Elster.....	524
Rafael Santana.....	478

SECOND BASE

Wally Backman.....	680
Felix Millán.....	674
Doug Flynn.....	533
Edgardo Alfonzo.....	524
Daniel Murphy.....	507

FIRST BASE

Ed Kranepool.....	1304
Keith Hernandez.....	854
Lucas Duda.....	472
John Olerud.....	463
Carlos Delgado.....	458

CATCHER

Jerry Grote.....	1176
Mike Piazza.....	827
Todd Hundley.....	745
John Stearns.....	698
Gary Carter.....	566

PITCHER

John Franco.....	695
Pedro Feliciano.....	484
Tom Seaver.....	401
JEURYS FAMILIA.....	379
Jerry Koosman.....	376

ARIZONA DIAMONDBACKS (NL WEST)

2019 RECORD: 85-77 (2nd Place, NL West)

2020 MANAGER: Torey Lovullo



2019

OVERALL..... 5-2
 AT ARIZONA..... 1-2
 AT NEW YORK..... 4-0

OVERALL

OVERALL..... 79-74
 AT ARIZONA..... 39-37
 AT NEW YORK..... 40-37

POSTSEASON

OVERALL..... 3-1



STADIUM:

Chase Field (48,635)

YEAR OPENED:

1998

ADDRESS:

401 East Jefferson St.
 Phoenix, AZ 85004

PHONE:

(602) 462-6500

ALL-TIME SERIES RESULTS VS. ARIZONA

Year	Home	Road	Total	Year	Home	Road	Total	Year	Home	Road	Total
1998	3-3	2-1	5-4	2006	2-1	4-0	6-1	2014	1-2	3-0	4-2
1999	0-3	2-4	2-7	2007	1-2	3-1	4-3	2015	3-0	2-2	5-2
2000	5-1	2-1	7-2	2008	1-2	2-1	3-3	2016	0-3	1-2	1-5
2001	2-1	1-2	3-3	2009	1-3	1-2	2-5	2017	1-3	0-3	1-6
2002	0-4	2-1	2-5	2010	1-2	0-3	1-5	2018	3-0	2-2	5-2
2003	1-2	1-2	2-4	2011	3-0	0-3	3-3	2019	4-0	1-2	5-2
2004	2-1	2-2	4-3	2012	2-1	2-2	4-3				
2005	2-1	4-0	6-1	2013	2-2	2-1	4-3				

SERIES RECORDS

Longest Winning Streak, Mets..... 8, 5/31/06-5/5/07
 Longest Winning Streak, Diamondbacks..... 6, 8/17/16-8/22/17
 Largest Margin of Victory, Mets..... 14, 8/24/05 (Mets-18, D-Backs-4 at Arizona)
 Largest Margin of Victory, Diamondbacks..... 13, 8/1/10 (D-Backs-14, Mets-1 at New York)
 Most Runs Scored, Mets..... 18, 8/24/05 (Mets-18, D-Backs-4 at Arizona)
 Most Runs Scored, Diamondbacks..... 14, two times, last, 8/1/10 (D-Backs-14, Mets-1 at New York)
 Most Runs Scored, Both Teams..... 22, 8/24/05 (Mets-18, D-Backs-4 at Arizona)
 Longest Game, Innings..... 15 innings, 7/4/13 (D-Backs-5, Mets-4 at New York)
 Shutouts By..... Mets: 5, Diamondbacks: 5

SERIES SWEEPS

Last Three-Game Sweep, Mets..... At Arizona: 4/14/14-4/16/14. At New York: 5/18/18-5/20/18
 Last Three-Game Sweep, Diamondbacks..... At Arizona: 5/15/17-5/17/17. At New York: 8/9/16-8/11/16
 Last Four-Game Sweep, Mets..... At Arizona: 6/8/06-6/11/06. At New York: 9/9/19-9/12/19
 Last Four-Game Sweep, Diamondbacks..... At New York: 8/3/02-8/5/02

LAST TIME THE METS ALLOWED

RUNS

26 June 11, 1985 at Philadelphia
 25 July 31, 2018 at Washington
 23 April 30, 2017 at Washington
 19 July 26, 2004 at Montreal
 18 April 27, 2012 at Colorado
 17 May 26, 2018 at Milwaukee
 16 September 20, 2012 vs. Philadelphia
 15 August 26, 2018 vs. Washington
 14 April 16, 2019 at Philadelphia

HITS

27 June 11, 1985 at Philadelphia
 24+ July 31, 2018 at Washington (26)
 23 April 30, 2017 at Washington
 22 June 16, 1966 at Atlanta
 21 September 20, 2012 vs. Philadelphia
 20 July 4, 2007 at Colorado
 19 June 24, 2019 at Philadelphia
 18 August 25, 2013 vs. Detroit
 17 May 27, 2019 at Los Angeles-NL



2019


OVERALL 8-11
 AT ATLANTA 4-5
 AT NEW YORK 4-6

OVERALL

OVERALL.....390-468-1
 AT ATLANTA.....171-221
 AT NEW YORK214-216-1
 AT MILWAUKEE.....5-31

POSTSEASON

OVERALL5-4



STADIUM:

Truist Park (41,500)

YEAR OPENED:

2017

ADDRESS:

755 Battery Ave.
 Atlanta, GA 30339

PHONE:

(404) 522-7630

ALL-TIME SERIES RESULTS VS. ATLANTA

Year	Home	Road	Total	Year	Home	Road	Total	Year	Home	Road	Total
1962	3-6	3-6	6-12	1983	3-3	1-5	4-8	2004	5-5	2-7	7-12
1963	5-4	1-8	6-12	1984	3-3	5-1	8-4	2005	5-5	1-8	6-13
1964	3-6	1-8	4-14	1985	5-1	5-1	10-2	2006	5-4	6-3	11-7
1965	5-4	0-9	5-13	1986	5-1	3-3	8-4	2007	4-5	5-4	9-9
1966	2-7	2-7	4-14	1987	3-3	2-4	5-7	2008	6-3	1-8	7-11
1967	7-2	3-6	10-8	1988	3-3	5-1	8-4	2009	2-7	3-6	5-13
1968	2-7-1	4-5	6-12-1	1989	6-0	4-2	10-2	2010	4-5	3-6	7-11
1969	4-2	4-2	8-4	1990	5-1	3-3	8-4	2011	4-5	5-4	9-9
1970	4-2	2-4	6-6	1991	1-5	2-4	3-9	2012	4-5	2-7	6-12
1971	3-3	2-4	5-7	1992	1-5	4-2	5-7	2013	4-5	5-5	9-10
1972	3-3	2-4	5-7	1993	1-5	2-4	3-9	2014	5-5	5-4	10-9
1973	2-4	4-2	6-6	1994	3-3	1-2	4-5	2015	6-3	5-5	11-8
1974	3-3	1-5	4-8	1995	5-1	3-4	8-5	2016	2-7	7-3	9-10
1975	3-3	5-1	8-4	1996	4-3	2-4	6-7	2017	5-4	7-3	12-7
1976	5-1	3-3	8-4	1997	4-2	3-3	7-5	2018	3-7	3-6	6-13
1977	3-3	2-4	5-7	1998	3-3	0-6	3-9	2019	4-5	4-6	8-11
1978	4-2	2-4	6-6	1999	2-4	1-5	3-9				
1979	3-3	5-1	8-4	2000	4-3	2-4	6-7				
1980	5-1	4-2	9-3	2001	4-5	5-5	9-10				
1981	2-1	1-2	3-3	2002	4-6	3-6	7-12				
1982	1-5	2-4	3-9	2003	5-4	3-7	8-11				

Milwaukee Braves: 1962-1965

Atlanta Braves: 1966-present

SERIES RECORDS

Longest Winning Streak, Mets.....7, 6/3/79-8/16/79
 Longest Winning Streak, Braves.....12, 6/20/62-4/15/63
 Largest Margin of Victory, Mets.....14, 8/7/71 (Mets-20, Braves-6 at Atlanta)
 Largest Margin of Victory, Braves.....16, two times, last, 7/2/99 (Braves-16, Mets-0 at New York)
 Most Runs Scored, Mets.....20, 8/7/71 (Mets-20, Braves-6 at Atlanta)
 Most Runs Scored, Braves.....18, 4/7/04 (Braves-18, Mets-10 at Atlanta)
 Most Runs Scored, Both Teams.....29, (19 innings), 7/4/85 (Mets-16, Braves-13 at Atlanta)
 Longest Game, Innings.....19 innings, 7/4/85 (Mets-16, Braves-13 at Atlanta)
 Shutouts By.....Mets: 56, Braves: 55

SERIES SWEEPS

Last Two-Game Sweep, Mets.....At New York: 4/24/90-4/25/90. At Atlanta: 5/4/09-5/5/09
 Last Two-Game Sweep, Braves.....At New York: 9/8/11 (DH). At Atlanta: 6/12/18-6/13/18
 Last Three-Game Sweep, Mets.....At New York: 9/27/19-9/29/19. At Atlanta: 4/22/16-4/24/16
 Last Three-Game Sweep, Braves.....At New York: 8/23/19-8/25/19. At Atlanta: 9/19/15-9/21/15
 Last Four-Game Sweep, Mets.....At New York: 7/20/89-7/23/89. At Atlanta: 9/10/15-9/13/15
 Last Four-Game Sweep, Braves.....At New York: None. At Atlanta: 5/20/08-5/22/08



2019

OVERALL 2-5
 AT CHICAGO 2-2
 AT NEW YORK 0-3

OVERALL

OVERALL 362-383-2
 AT CHICAGO 172-205-1
 AT NEW YORK 189-177-1
 AT TOKYO 1-1

POSTSEASON

OVERALL 4-0



STADIUM:

Wrigley Field (41,019)

YEAR OPENED:

1914

ADDRESS:

1060 West Addison St.
 Chicago, IL 60613

PHONE:

(773) 404-2827

ALL-TIME SERIES RESULTS VS. CHICAGO

Year	Home	Road	Total	Year	Home	Road	Total	Year	Home	Road	Total
1962	4-5	5-4	9-9	1983	4-5	5-4	9-9	2003	1-2	0-3	1-5
1963	4-5	3-6	7-11	1984	5-4	1-8	6-12	2004	2-1	0-3	2-4
1964	5-4	2-7	7-11	1985	9-0	5-4	14-4	2005	3-0	1-2	4-2
1965	3-6	4-5-1	7-11-1	1986	6-3	6-3	12-6	2006	1-2	2-1	3-3
1966	5-4	5-4	10-8	1987	6-3	3-6	9-9	2007	3-1	2-1	5-2
1967	2-4	3-9	5-13	1988	6-3	3-6	9-9	2008	2-2	0-2	2-4
1968	4-5	6-3	10-8	1989	6-3	2-7	8-10	2009	2-1	1-2	3-3
1969	5-4	5-4	10-8	1990	3-6	6-3	9-9	2010	3-1	1-2	4-3
1970	4-6	7-1	11-7	1991	1-7	5-4	6-11	2011	1-2	1-2	2-4
1971	4-5	3-6	7-11	1992	6-3	3-6	9-9	2012	1-2	1-2	2-4
1972	6-3	2-7	8-10	1993	2-4	3-4	5-8	2013	1-2	2-1	3-3
1973	3-6	4-4	7-10	1994	1-1	3-0	4-1	2014	2-2	0-3	2-5
1974	2-7	8-1	10-8	1995	1-3	2-1	3-4	2015	0-3	0-4	0-7
1975	6-3	5-4	11-7	1996	3-3	2-4	5-7	2016	4-0	1-2	5-2
1976	6-3	7-2	13-5	1997	3-3	2-3	5-6	2017	2-1	0-3	2-4
1977	5-4	4-5	9-9	1998	2-1	3-3	5-4	2018	0-4	1-2	1-6
1978	3-5	4-6	7-11	1999	3-0	3-3	6-3	2019	0-3	2-2	2-5
1979	4-5	6-3	10-8	2000	4-0	1-2	5-2				
1980	5-4	3-6	8-10	2001	1-2	1-2	2-4				
1981	3-1-1	5-4	8-5-1	2002	3-0	2-1	5-1				
1982	4-5	5-4	9-9	2003	1-2	0-3	1-5				

SERIES RECORDS

Longest Winning Streak, Mets 8, two times, last, 8/3/85-9/19/85
 Longest Winning Streak, Cubs 9, two times, last., 9/12/17 - 8/28/18
 Largest Margin of Victory, Mets 18, 5/26/64 (Mets-19, Cubs-1 at Chicago)
 Largest Margin of Victory, Cubs 13, two times, last, 3/31/03 (Cubs-15, Mets-2 at New York)
 Most Runs Scored, Mets 23, 8/16/87 (Mets-23, Cubs-10 at Chicago)
 Most Runs Scored, Cubs 18, two times, last, 9/16/72 (Cubs-18, Mets-5 at Chicago)
 Most Runs Scored, Both Teams 33, 8/16/87 (Mets-23, Cubs-10 at Chicago)
 Longest Game, Innings 14 innings, five times, last, 6/2/18 (Cubs-7, Mets-1 at New York)
 Shutouts By Mets: 45, Cubs: 45

SERIES SWEEPS

Last Two-Game Sweep, Mets At New York: 9/14/88-9/15/88. At Chicago: 7/17/95-7/18/95
 Last Two-Game Sweep, Cubs At New York: 9/29/82-9/30/82. At Chicago: 4/21/08-4/22/08
 Last Three-Game Sweep, Mets At New York: 8/5/05-8/7/05. At Chicago: 4/4/94-4/6/94
 Last Three-Game Sweep, Cubs At New York: 8/27/19-8/29/19. At Chicago: 9/12/17-9/14/17
 Last Four-Game Sweep, Mets At New York: 6/30/16-7/3/16. At Chicago: None
 Last Four-Game Sweep, Cubs At New York: 5/31/18-6/3/18. At Chicago: 5/11/15-5/14/15
 Last Five-Game Sweep, Mets At New York: None. At Chicago: 6/22/70-6/25/70
 Last Five-Game Sweep, Cubs At New York: None. At Chicago: None



2019

OVERALL 4-3
 AT CINCINNATI 2-1
 AT NEW YORK 2-2

OVERALL

OVERALL 291-323
 AT CINCINNATI 131-171
 AT NEW YORK 160-152

POSTSEASON

OVERALL 3-2



STADIUM:

Great American Ball Park
 (42,271)

YEAR OPENED:

2003

ADDRESS:

100 Joe Nuxhall Way
 Cincinnati, OH 45202

PHONE:

(513) 765-7000

ALL-TIME SERIES RESULTS VS. CINCINNATI

Year	Home	Road	Total	Year	Home	Road	Total	Year	Home	Road	Total
1962	5-4	0-9	5-13	1984	5-1	4-2	9-3	2006	2-2	2-1	4-3
1963	4-5	4-5	8-10	1985	3-3	5-1	8-4	2007	3-1	2-1	5-2
1964	3-6	4-5	7-11	1986	2-4	6-0	8-4	2008	2-1	2-2	4-3
1965	6-3	1-8	7-11	1987	3-3	2-4	5-7	2009	2-1	2-1	4-2
1966	4-5	3-5	7-10	1988	4-2	3-2	7-4	2010	1-2	1-2	2-4
1967	4-5	2-7	6-12	1989	4-2	4-2	8-4	2011	1-2	4-0	5-2
1968	5-4	3-6	8-10	1990	4-2	2-4	6-6	2012	1-4	1-2	2-6
1969	3-3	3-3	6-6	1991	3-3	4-2	7-5	2013	0-3	2-1	2-4
1970	3-3	1-5	4-8	1992	4-2	1-5	5-7	2014	2-1	2-1	4-2
1971	3-3	1-5	4-8	1993	2-4	4-2	6-6	2015	3-0	4-0	7-0
1972	1-5	3-3	4-8	1994	3-0	1-2	4-2	2016	3-0	3-0	6-0
1973	2-4	2-4	4-8	1995	4-2	1-5	5-7	2017	3-1	1-2	4-3
1974	2-4	1-5	3-9	1996	4-2	2-4	6-6	2018	2-1	1-2	3-3
1975	3-3	1-5	4-8	1997	6-0	3-2	9-2	2019	2-2	2-1	4-3
1976	4-2	2-4	6-6	1998	4-2	2-1	6-3				
1977	1-5	1-5	2-10	1999	0-3	5-2	5-5				
1978	3-3	2-4	5-7	2000	3-3	1-2	4-5				
1979	2-4	2-4	4-8	2001	0-3	2-1	2-4				
1980	2-4	2-4	4-8	2002	2-1	2-1	4-2				
1981	1-5	2-2	3-7	2003	1-2	3-0	4-2				
1982	4-2	1-5	5-7	2004	1-2	2-1	3-3				
1983	3-3	2-4	5-7	2005	3-0	0-3	3-3				

SERIES RECORDS

Longest Winning Streak, Mets 14, 9/7/14 - 9/7/16
 Longest Winning Streak, Reds 9, two times, last, 6/8/77-4/29/78
 Largest Margin of Victory, Mets 14, 4/19/98 (Mets-14, Reds-0 at Cincinnati)
 Largest Margin of Victory, Reds 12, 5/4/85 (Reds-14, Mets-2 at Cincinnati)
 Most Runs Scored, Mets 15, 4/28/97 (Mets-15, Reds-2 at Cincinnati)
 Most Runs Scored, Reds 15, 5/13/80 (Reds-15, Mets-4 at Cincinnati)
 Most Runs Scored, Both Teams 25, 5/12/63 (Mets-13, Reds-12 at New York)
 Longest Game, Innings 16 innings, 8/20/73 (Reds-8, Mets-3 at New York)
 Shutouts By Mets: 34, Reds: 48

SERIES SWEEPS

Last Two-Game Sweep, Mets At New York: 4/22/97-4/23/97. At Cincinnati: 4/28/97-4/29/97
 Last Two-Game Sweep, Reds At New York: 5/25/92-5/27/92. At Cincinnati: 5/6/92-5/7/92
 Last Three-Game Sweep, Mets At New York: 4/25/16-4/27/16. At Cincinnati: 9/5/16-9/7/16
 Last Three-Game Sweep, Reds At New York: 5/20/13-5/22/13. At Cincinnati: 4/4/05-4/7/05
 Last Four-Game Sweep, Mets At New York: 7/18/97-7/21/97. At Cincinnati: 9/24/15-9/27/15
 Last Four-Game Sweep, Reds At New York: 8/19/77-8/21/77. At Cincinnati: 7/11/75-7/13/75
 Last Five-Game Sweep, Mets At New York: 7/5/84-7/8/84. At Cincinnati: None
 Last Five-Game Sweep, Reds At New York: 9/25/64-9/27/64. At Cincinnati: None



STADIUM:
Coors Field (50,398)

YEAR OPENED:
1995

ADDRESS:
2001 Blake Street
Denver, CO 80205

PHONE:
(303) 292-0200

2019

OVERALL..... 4-2

AT COLORADO 2-1

AT NEW YORK 2-1

OVERALL

OVERALL 106-99

AT COLORADO 40-61

AT NEW YORK 66-38

ALL-TIME SERIES RESULTS VS. COLORADO

Year	Home	Road	Total	Year	Home	Road	Total	Year	Home	Road	Total
1993	4-2	2-4	6-6	2002	1-2	2-1	3-3	2011	0-4	2-1	2-5
1994	0-3	1-2	1-5	2003	4-0	1-2	5-2	2012	0-4	2-1	2-5
1995	3-1	1-4	4-5	2004	3-0	2-1	5-1	2013	3-0	1-3	4-3
1996	4-2	1-5	5-7	2005	3-1	1-2	4-3	2014	3-0	1-3	4-3
1997	4-2	1-4	5-6	2006	3-0	2-1	5-1	2015	4-0	3-0	7-0
1998	4-2	2-1	6-3	2007	2-1	0-3	2-4	2016	1-3	0-3	1-6
1999	2-1	3-3	5-4	2008	3-0	3-3	6-3	2017	2-1	1-2	3-3
2000	4-2	2-1	6-3	2009	3-1	1-2	4-3	2018	0-3	1-3	1-6
2001	2-1	1-3	3-4	2010	2-1	1-2	3-3	2019	2-1	2-1	4-2

SERIES RECORDS

Longest Winning Streak, Mets..... 11, 5/4/14 - 8/23/15

Longest Winning Streak, Rockies..... 7, 8/20/12-4/18/13

Largest Margin of Victory, Mets..... 12, 7/14/17 (Mets-14, Rockies-2 at New York)

Largest Margin of Victory, Rockies..... 10, three times, last, 7/4/07 (Rockies-17, Mets-7 at Colorado)

Most Runs Scored, Mets..... 14, four times, last, 7/14/17, (Mets-14, Rockies-2 at New York)

Most Runs Scored, Rockies..... 18, 4/27/14 (Rockies-18, Mets-9 at Colorado)

Most Runs Scored, Both Teams..... 27, 4/27/14 (Rockies-18, Mets-9 at Colorado)

Longest Game, Innings..... 14 innings, 4/26/95 (Rockies-11, Mets-9 at Colorado)

Shutouts By..... Mets: 18, Rockies: 6

SERIES SWEEPS

Last Three-Game Sweep, Mets..... At New York: 9/8/14-9/10/14. At Colorado: 8/21/15-8/23/15

Last Three-Game Sweep, Rockies..... At New York: 5/4/18-5/6/18. At Colorado: 5/13/16-5/15/16

Last Four-Game Sweep, Mets..... At New York: 8/10/15-8/13/15. At Colorado: None

Last Four-Game Sweep, Rockies..... At New York: 8/20/12-8/23/12. At Colorado: None

WINNING & LOSING STREAKS

WINNING STREAKS (8 OR MORE)

Games	Year	Dates
11	1969	May 28-June 10
11	1972	May 12-May 21
11	1986	April 18-April 30
11	1990	June 17-June 29
11	2015	April 12-23
10	1969	September 6-September 13
10	1976	June 23-July 4
10	1991	July 1-July 13
10	2008	July 5-July 17
9	1969	September 21-October 1
9	1985	July 2-July 10
9	1985	August 3-August 13
9	1998	May 21-May 31
9	2000	April 16-April 25
9	2018	April 3-April 13
8	11 times	last, August 3-10, 2019

LOSING STREAKS (11 OR MORE)

Games	Year	Dates
17	1962	May 21-June 6
15	1963	June 28-July 14
15	1982	August 15-August 31
13	1962	August 9-August 21
13	1980	August 31-September 12
12	2002	August 10-August 23
11	1962	July 15-July 26
11	1963	July 18-July 28
11	1965	August 1-August 13
	1991	August 9-August 21, Game #1
2004		August 28-September 8

LOS ANGELES DODGERS (NL WEST)

2019 RECORD: 106-56 (1st Place, NL West)

2020 MANAGER: Dave Roberts



2019


OVERALL 2-5
 AT LOS ANGELES 1-3
 AT NEW YORK 1-2

OVERALL

OVERALL 272-346-1
 AT LOS ANGELES 127-187
 AT NEW YORK 145-159-1

POSTSEASON

OVERALL 9-6



STADIUM:

Dodger Stadium (56,000)

YEAR OPENED:

1962

ADDRESS:

1000 Elysian Park Ave.
 Los Angeles, CA 90012

PHONE:

(323) 224-1500

ALL-TIME SERIES RESULTS VS. LOS ANGELES

Year	Home	Road	Total	Year	Home	Road	Total	Year	Home	Road	Total
1962	1-8	1-8	2-16	1985	2-4	3-3	5-7	2008	3-1	1-2	4-3
1963	1-8	1-8	2-16	1986	5-1	4-2	9-3	2009	1-2	0-3	1-5
1964	2-7-1	1-8	3-15-1	1987	3-3	3-3	6-6	2010	3-0	1-3	4-3
1965	3-6	3-6	6-12	1988	4-1	6-0	10-1	2011	2-1	3-1	5-2
1966	4-5	2-7	6-12	1989	3-3	4-2	7-5	2012	0-3	3-1	3-4
1967	4-5	2-7	6-12	1990	4-2	3-3	7-5	2013	1-2	0-3	1-5
1968	5-4	6-3	11-7	1991	3-3	2-4	5-7	2014	1-2	1-2	2-4
1969	6-0	2-4	8-4	1992	5-1	2-4	7-5	2015	2-2	2-1	4-3
1970	3-3	2-4	5-7	1993	2-4	2-4	4-8	2016	1-2	2-2	3-4
1971	4-2	3-3	7-5	1994	4-2	2-4	6-6	2017	0-3	0-4	0-7
1972	3-3	2-4	5-7	1995	3-3	3-3	6-6	2018	0-3	2-1	2-4
1973	3-3	2-4	5-7	1996	2-4	2-4	4-8	2019	1-2	1-3	2-5
1974	4-2	3-3	7-5	1997	2-3	3-3	5-6				
1975	2-4	4-2	6-6	1998	2-2	3-1	5-3				
1976	3-3	2-4	5-7	1999	1-3	3-1	4-4				
1977	3-3	1-5	4-8	2000	2-1	3-3	5-4				
1978	3-3	2-4	5-7	2001	2-1	2-1	4-2				
1979	3-3	0-6	3-9	2002	0-3	2-1	2-4				
1980	4-2	1-5	5-7	2003	1-2	2-1	3-3				
1981	1-2	0-3	1-5	2004	1-2	2-1	3-3				
1982	3-3	3-3	6-6	2005	2-1	1-2	3-3				
1983	3-4	2-3	5-7	2006	2-2	2-1	4-3				
1984	5-1	4-2	9-3	2007	2-1	3-4	5-5				

SERIES RECORDS

Longest Winning Streak, Mets 9, 5/18/86-8/30/86
 Longest Winning Streak, Dodgers 12, 5/28/16-6/24/18
 Largest Margin of Victory, Mets 13, 7/25/15 (Mets-15, Dodgers-2 at New York)
 Largest Margin of Victory, Dodgers 14, 7/14/62 (Dodgers-17, Mets-3 at New York)
 Most Runs Scored, Mets 15, 7/25/15 (Mets-15, Dodgers-2 at New York)
 Most Runs Scored, Dodgers 17, two times, last, 7/14/62 (Dodgers-17, Mets-3 at New York)
 Most Runs Scored, Both Teams 25, 5/25/62 (Dodgers-17, Mets-8 at Los Angeles)
 Longest Game, Innings 19 innings, 5/24/73 (Mets-7, Dodgers-3 at Los Angeles)
 Shutouts By Mets: 43, Dodgers: 60

SERIES SWEEPS

Last Two-Game Sweep, Mets At New York: 5/11/90-5/12/90. At Los Angeles: 5/21/90-5/22/90
 Last Two-Game Sweep, Dodgers At New York: 8/26/85-8/27/85. At Los Angeles: 4/20/94-4/21/94
 Last Three-Game Sweep, Mets At New York: 4/27/10-4/28/10. At Los Angeles: 8/28/89-8/30/89
 Last Three-Game Sweep, Dodgers At New York: 6/22/18-6/24/18. At Los Angeles: 8/12/13-8/14/13
 Last Four-Game Sweep, Dodgers At New York: 6/11/65-6/13/65. At Los Angeles: 6/19/17-6/22/17




2019

OVERALL13-6
 AT MIAMI5-4
 AT NEW YORK8-2

OVERALL

OVERALL240-212
 AT MIAMI112-109
 AT NEW YORK127-101
 AT PUERTO RICO1-2



STADIUM:
 Marlins Park (37,422)

YEAR OPENED:
 2012

ADDRESS:
 501 Marlins Way
 Miami, FL 33125

PHONE:
 (305) 480-1300

ALL-TIME SERIES RESULTS VS. MIAMI

Year	Home	Road	Total	Year	Home	Road	Total	Year	Home	Road	Total
1993	4-3	5-1	9-4	2004	2-8	2-7	4-15	2014	6-3	5-5	11-8
1994	2-4	2-2	4-6	2005	5-4	5-4	10-8	2015	6-4	5-4	11-8
1995	4-3	2-4	6-7	2006	6-4	5-4	11-8	2016	6-4	6-3	12-7
1996	4-2	2-5	6-7	2007	3-6	8-1	11-7	2017	4-5	3-7	7-12
1997	4-2	4-2	8-4	2008	5-4	5-4	10-8	2018	6-4	6-3	12-7
1998	3-3	4-2	7-5	2009	3-6	4-5	7-11	2019	8-2	5-4	13-6
1999	5-1	5-2	10-3	2010	5-4	1-8	6-12				
2000	4-2	2-4	6-6	2010	5-4	1-8	6-12				
2001	6-3	6-4	12-7	2011	5-4	4-5	9-9				
2002	7-3	4-5	11-8	2012	7-2	5-4	12-6				
2003	3-6	4-6	7-12	2013	5-4	3-7	8-11				

SERIES RECORDS

Longest Winning Streak, Mets 7, two times, last, 9/29/18-5/11/19
 Longest Winning Streak, Marlins 10, 7/10/04-9/8/04
 Largest Margin of Victory, Mets 13, three times, last, 9/12/18- Game 1 (Mets-13, Marlins-0 at New York)
 Largest Margin of Victory, Marlins 13, 8/8/12 (Marlins-13, Mets-0 at New York)
 Most Runs Scored, Mets 17, 7/8/06 (Game Two) (Mets-17, Marlins-3 at New York)
 Most Runs Scored, Marlins 16, 9/11/06 (Marlins-16, Mets-5 at Miami)
 Most Runs Scored, Both Teams 21, 9/11/06 (Marlins-16, Mets-5 at Miami)
 Longest Game, Innings 20 innings, 6/8/13 (Marlins-2, Mets-1 at New York)
 Shutouts By Mets: 33, Marlins: 23

SERIES SWEEPS

Last Two-Game Sweep, Mets At New York: 5/10/19-5/11/19. At Miami: 4/18/07-4/19/07
 Last Two-Game Sweep, Marlins At New York: 6/8/13-6/9/13. At Miami: 9/21/10-9/22/10
 Last Three-Game Sweep, Mets At New York: 7/11/14-7/13/14. At Miami: 4/1/19-4/3/19
 Last Three-Game Sweep, Marlins At New York: 9/8/09-9/10/09. At Miami: 5/17/19-5/19/19
 Last Four-Game Sweep, Mets At New York: 8/5/19-8/7/19. At Miami: None
 Last Four-Game Sweep, Marlins At New York: 8/30/04-9/2/04. At Miami: 5/13/10-5/16/10

METS BEST RECORD AFTER...

10 games 9-1 (2018)	90 games 62-28 (1986)
20 games 16-4 (1986)	100 games 68-32 (1986)
30 games 23-7 (1972)	110 games 75-35 (1986)
40 games 29-11 (1972, 1986 & 1988)	120 games 79-41 (1986)
50 games 35-15 (1986)	130 games 87-43 (1986)
60 games 44-16 (1986)	140 games 93-47 (1986)
70 games 49-21 (1986)	150 games 98-52 (1986)
80 games 55-25 (1986)	FINAL 108-54 (1986)



2019

OVERALL.....1-5
 AT MILWAUKEE.....0-3
 AT NEW YORK.....1-2

OVERALL

OVERALL.....78-69
 AT MILWAUKEE.....38-34
 AT NEW YORK.....40-35



STADIUM:
 Miller Park (41,900)

YEAR OPENED:
 2001

ADDRESS:
 One Brewers Way
 Milwaukee, WI 53214

PHONE:
 (414) 902-4400

ALL-TIME SERIES RESULTS VS. MILWAUKEE

Year	Home	Road	Total	Year	Home	Road	Total	Year	Home	Road	Total
1998	3-0	5-1	8-1	2006	2-1	1-2	3-3	2014	1-2	2-2	3-4
1999	2-2	3-0	5-2	2007	2-1	2-1	4-2	2015	2-1	1-2	3-3
2000	5-1	2-1	7-2	2008	1-2	3-0	4-2	2016	3-0	2-2	5-2
2001	3-0	0-3	3-3	2009	2-1	1-2	3-3	2017	2-2	0-3	2-5
2002	3-0	2-1	5-1	2010	1-3	1-2	2-5	2018	2-1	1-3	3-4
2003	1-5	2-1	3-6	2011	0-3	2-1	2-4	2019	1-2	0-3	1-5
2004	1-2	3-0	4-2	2012	1-1	1-2	2-3				
2005	1-2	2-1	3-3	2013	1-3	2-1	3-4				

*Milwaukee moved to the National League in 1998.

SERIES RECORDS

Longest Winning Streak, Mets.....9, 5/4/99-6/16/00
 Longest Winning Streak, Brewers.....5, two times, last, 5/25/18-4/27/19
 Largest Margin of Victory, Mets.....13, 5/16/15 (Mets-14, Brewers-1 at New York)
 Largest Margin of Victory, Brewers.....9, 5/12/07 (Brewers-12, Mets-3 at New York)
 Most Runs Scored, Mets.....14, 5/16/15 (Mets-14, Brewers-1 at New York)
 Most Runs Scored, Brewers.....17, 5/26/18 (Brewers-17, Mets-6 at Milwaukee)
 Most Runs Scored, Both Teams.....23, 5/26/18 (Brewers-17, Mets-6 at Milwaukee)
 Longest Game, Innings.....18 innings, 5/4/19 (Brewers-4, Mets-3 at Milwaukee)
 Shutouts By.....Mets: 10, Brewers: 4

SERIES SWEEPS

Last Two-Game Sweep, Brewers.....At New York: 6/5/03 (Doubleheader)
 Last Three-Game Sweep, Mets.....At New York: 5/20/16-5/22/16. At Milwaukee: 9/1/08-9/3/08
 Last Three-Game Sweep, Brewers.....At New York: 8/19/11-8/21/11. At Milwaukee: 5/3/19-5/5/19

BIGGEST COMEBACKS

Deficit	Date	Opponent	Score	Deficit	Date	Opponent	Score
8 runs	9/2/72	at Houston	11-8	6 runs	4/1/96	vs. St. Louis	7-6
7 runs	6/30/00	vs. Atlanta	11-8	6 runs	6/14/80	vs. San Francisco	7-6
7 runs	6/2/11	vs. Pittsburgh	9-8	6 runs	6/5/78	vs. Los Angeles	9-8
6 runs	5/5/17	vs. Miami	8-7	6 runs	9/14/78	vs. Montreal	7-6
6 runs	7/4/16	vs. Miami	8-6	6 runs	7/20/75	vs. Houston	10-9
6 runs	9/8/15	at Washington	8-7	6 runs	9/23/75	at Chicago	8-6
6 runs	8/22/06	vs. St. Louis	8-7	6 runs	7/17/73	at Atlanta	8-7
6 runs	6/13/01	at Baltimore	7-6 (10)	6 runs	5/7/72	vs. San Diego	8-6
6 runs	5/15/99	at Philadelphia	9-7	6 runs	8/17/66	vs. Pittsburgh	8-7
6 runs	9/13/97	vs. Montreal	9-6 (11)	6 runs	4/23/65	at San Francisco	9-8
6 runs	7/13/97	at Atlanta	7-6 (10)				



2019

OVERALL.....7-12
 AT PHILADELPHIA.....3-7
 AT NEW YORK.....4-5

OVERALL

OVERALL.....486-520
 AT PHILADELPHIA...240-264
 AT NEW YORK.....246-256



STADIUM:
 Citizens Bank Park (43,651)

YEAR OPENED:
 2004

ADDRESS:
 1 Citizens Bank Way
 Philadelphia, PA 19148

PHONE:
 (215) 463-6000

ALL-TIME SERIES RESULTS VS. PHILADELPHIA

Year	Home	Road	Total	Year	Home	Road	Total	Year	Home	Road	Total
1962	2-7	2-7	4-14	1982	5-4	2-7	7-11	2002	3-6	6-4	9-10
1963	6-3	2-7	8-10	1983	4-5	2-7	6-12	2003	3-7	4-5	7-12
1964	2-7	1-8	3-15	1984	7-2	3-6	10-8	2004	3-6	5-5	8-11
1965	3-6	4-5	7-11	1985	7-2	4-5	11-7	2005	6-4	5-3	11-7
1966	1-8	6-3	7-11	1986	6-3	2-7	8-10	2006	6-3	5-5	11-8
1967	1-8	3-6	4-14	1987	8-1	5-4	13-5	2007	2-7	4-5	6-12
1968	3-6	5-4	8-10	1988	6-3	4-5	10-8	2008	5-4	6-3	11-7
1969	5-4	7-2	12-6	1989	6-3	6-3	12-6	2009	4-5	2-7	6-12
1970	6-3	7-2	13-5	1990	6-3	4-5	10-8	2010	5-4	4-5	9-9
1971	7-2	6-3	13-5	1991	5-4	6-3	11-7	2011	4-5	3-6	7-11
1972	5-4	8-1	13-5	1992	3-6	3-6	6-12	2012	3-6	7-2	10-8
1973	6-3	3-6	9-9	1993	1-6	2-4	3-10	2013	4-6	6-3	10-9
1974	4-5	3-6	7-11	1994	2-1	2-5	4-6	2014	5-4	8-2	13-6
1975	4-5	3-6	7-11	1995	3-4	4-2	7-6	2015	8-1	6-4	14-5
1976	3-6	2-7	5-13	1996	4-2	3-4	7-6	2016	6-4	6-3	12-7
1977	4-5	1-8	5-13	1997	4-2	3-3	7-5	2017	5-4	7-3	12-7
1978	3-6	3-6	6-12	1998	3-3	5-1	8-4	2018	6-3	5-5	11-8
1979	2-7	3-6	5-13	1999	4-2	2-4	6-6	2019	4-5	3-7	7-12
1980	1-8	5-4	6-12	2000	2-4	4-3	6-7				
1981	5-4	2-3	7-7	2001	5-5	6-3	11-8				

SERIES RECORDS

Longest Winning Streak, Mets..... 10, two times, last, 5/9/15-8/31/15
 Longest Winning Streak, Phillies..... 10, 6/29/80-9/25-80
 Largest Margin of Victory, Mets..... 20, 8/16/18 - Game 1 (Mets-24, Phillies-4 at Philadelphia)
 Largest Margin of Victory, Phillies..... 19, 6/11/85 (Phillies-26, Mets-7 at Philadelphia)
 Most Runs Scored, Mets..... 24, 8/16/18 - Game 1 (Mets-24, Phillies-4 at Philadelphia)
 Most Runs Scored, Phillies..... 26, 6/11/85 (Phillies-26, Mets-7 at Philadelphia)
 Most Runs Scored, Both Teams..... 33, 6/11/85 (Phillies-26, Mets-7 at Philadelphia)
 Longest Game, Innings..... 18 innings, two times, last, 8/1/72 (Game 1) (Mets-3, Phillies-2 at New York)
 Shutouts By..... Mets: 80, Phillies: 68

SERIES SWEEP

Last Two-Game Sweep, Mets..... At New York: 4/3/18-4/4/18. At Philadelphia: 7/21/03-7/22/03
 Last Two-Game, Phillies..... At New York: 8/14/92-8/15/92. At Philadelphia: 4/12/83-4/13/83
 Last Three-Game Sweep, Mets..... At New York: 5/25/15-5/27/15. At Philadelphia: 4/10/17-4/12/17
 Last Three-Game Sweep, Phillies..... At New York: 4/26/13-4/28/13. At Philadelphia: 9/29/15-10/1/15
 Last Four-Game Sweep, Mets..... At New York: None. At Philadelphia: 8/24/15-8/27/15
 Last Four-Game Sweep, Phillies..... At New York: 6/19/95-6/22/95. At Philadelphia: 6/24/19-6/27/19
 Last Five-Game Sweep, Phillies..... At New York: 8/14/80-8/17/80. At Philadelphia: 6/25/82-6/27/82



2019

OVERALL.....5-1
 AT PITTSBURGH.....2-1
 AT NEW YORK.....3-0

OVERALL

OVERALL.....360-390-2
 AT PITTSBURGH.....167-204-1
 AT NEW YORK.....193-186-1



STADIUM:
 PNC Park (38,362)

YEAR OPENED:
 2001

ADDRESS:
 115 Federal Street
 Pittsburgh, PA 15212

PHONE:
 (412) 323-5000

ALL-TIME SERIES RESULTS VS. PITTSBURGH

Year	Home	Road	Total	Year	Home	Road	Total	Year	Home	Road	Total
1962	1-8	1-8	2-16	1984	5-4	7-2	12-6	2005	2-1	1-2	3-3
1963	3-6	1-8	4-14	1985	5-4	5-4	10-8	2006	5-1	0-3	5-4
1964	4-5	2-7	6-12	1986	9-0	8-1	17-1	2008	1-2	3-1	4-3
1965	1-8	3-6	4-14	1987	7-2	5-4	12-6	2009	3-0	1-3	4-3
1966	4-5	1-8	5-13	1988	6-3	6-3	12-6	2010	4-0	2-1	6-1
1967	7-2	4-5	11-7	1989	4-5	5-4	9-9	2011	2-2	2-2	4-4
1968	4-5	5-4	9-9	1990	6-3	4-5	10-8	2012	3-1	2-1	5-2
1969	4-5	6-3	10-8	1991	4-5	2-7	6-12	2013	1-3	1-2	2-5
1970	3-6	3-6	6-12	1992	3-6	1-8	4-14	2014	2-1	1-3	3-4
1971	5-4	5-4	10-8	1993	2-4	2-5	4-9	2015	0-3	0-3	0-6
1972	5-3	3-3	8-6	1994	0-3	4-2	4-5	2016	2-1	1-2	3-3
1973	7-2	6-3	13-5	1995	3-1	1-2	4-3	2017	1-2	2-1	3-3
1974	3-6	4-5	7-11	1996	4-3	4-2	8-5	2018	1-2	2-2	3-4
1975	1-8	4-5	5-13	1997	5-1	2-3	7-4	2019	3-0	2-1	5-1
1976	4-5	6-3	10-8	1998	4-2	0-3	4-5				
1977	3-6	1-8	4-14	1999	5-1	2-1	7-2				
1978	4-5	3-6	7-11	2000	3-0	4-2	7-2				
1979	3-6-1	5-4	8-10-1	2001	1-2	3-0	4-2				
1980	6-3	4-5	10-8	2002	1-2	0-2	1-4				
1981	1-4	2-2-1	3-6-1	2003	2-1	2-1	4-2				
1982	4-5	4-5	8-10	2004	0-3	1-2	1-5				
1983	5-4	4-5	9-9	2005	2-1	2-1	4-2				

SERIES RECORDS

Longest Winning Streak, Mets.....15, 6/6/86-4/9/87
 Longest Winning Streak, Pirates.....9, 6/29/14-6/7/16
 Largest Margin of Victory, Mets.....16, 4/17/76 (Mets-17, Pirates-1 at Pittsburgh)
 Largest Margin of Victory, Pirates.....17, 9/26/92 (Pirates-19, Mets-2 at Pittsburgh)
 Most Runs Scored, Mets.....17, 4/17/76 (Mets-17, Pirates-1 at Pittsburgh)
 Most Runs Scored, Pirates.....19, 9/26/92 (Pirates-19, Mets-2 at Pittsburgh)
 Most Runs Scored, Both Teams.....22, 8/1/96 (Pirates-13, Mets-9 at New York)
 Longest Game, Innings.....18 innings, 4/28/85 (Mets-5, Pirates-4 at New York)
 Shutouts By.....Mets: 63, Pirates: 63

SERIES SWEEPS

Last Two-Game Sweep, Mets.....At New York: 5/3/06-5/4/06. At Pittsburgh: 6/27/79-6/28/79
 Last Two-Game Sweep, Pirates.....At New York: 4/5/96-4/6/96. At Pittsburgh: 9/24/02-9/25/02
 Last Three-Game Sweep, Mets.....At New York: 7/26/19-7/28/19. At Pittsburgh: 9/17/01-9/19/01
 Last Three-Game Sweep, Pirates.....At New York: 8/14/15-8/16/15. At Pittsburgh: 5/22/15-5/24/15
 Last Four-Game Sweep, Mets.....At New York: 9/13/10-9/16/10. At Pittsburgh: None
 Last Four-Game Sweep, Pirates.....At New York: 5/28/65-5/30/65. At Pittsburgh: 6/17/93-6/20/93

ST. LOUIS CARDINALS (NL CENTRAL)

2019 RECORD: 91-71 (1st Place, NL Central)

2020 MANAGER: Mike Shildt



2019

OVERALL..... 2-5
 AT ST. LOUIS 1-2
 AT NEW YORK 1-3

OVERALL

OVERALL..... 354-398
 AT ST. LOUIS 176-203
 AT NEW YORK 178-195

POSTSEASON

OVERALL 7-5



STADIUM:

Busch Stadium (43,975)

YEAR OPENED:

2006

ADDRESS:

700 Clark St.
 St. Louis, MO 63102

PHONE:

(314) 345-9600

ALL-TIME SERIES RESULTS VS. ST. LOUIS

Year	Home	Road	Total	Year	Home	Road	Total	Year	Home	Road	Total
1962	2-7	3-6	5-13	1984	4-5	3-6	7-11	2006	3-0	1-2	4-2
1963	4-5	1-8	5-13	1985	5-4	3-6	8-10	2007	2-2	3-0	5-2
1964	4-5	3-6	7-11	1986	4-5	8-1	12-6	2008	2-2	2-1	4-3
1965	4-5	1-8	5-13	1987	4-5	5-4	9-9	2009	4-2	0-3	4-5
1966	2-7	5-4	7-11	1988	9-0	5-4	14-4	2010	2-1	1-2	3-3
1967	2-7	5-4	7-11	1989	6-3	4-5	10-8	2011	2-1	1-2	3-3
1968	1-8	5-4	6-12	1990	7-2	5-4	12-6	2012	3-1	1-2	4-3
1969	6-4	6-2	12-6	1991	5-4	2-7	7-11	2013	1-2	1-3	2-5
1970	6-3	6-3	12-6	1992	5-4	4-5	9-9	2014	3-1	1-2	4-3
1971	4-5	6-3	10-8	1993	3-4	2-4	5-8	2015	2-2	1-2	3-4
1972	3-4	4-5	7-9	1994	0-2	6-1	6-3	2016	1-2	2-1	3-3
1973	5-4	5-4	10-8	1995	2-1	1-3	3-4	2017	2-2	1-2	3-4
1974	2-7	4-5	6-12	1996	3-3	2-4	5-7	2018	2-1	1-2	3-3
1975	5-4	4-5	9-9	1997	4-1	5-1	9-2	2019	1-3	1-2	2-5
1976	4-5	5-4	9-9	1998	4-2	2-1	6-3				
1977	2-5	6-5	8-10	1999	2-1	3-1	5-2				
1978	2-7	5-4	7-11	2000	3-0	3-3	6-3				
1979	1-8	6-3	7-11	2001	0-3	1-2	1-5				
1980	4-5	5-4	9-9	2002	2-1	1-2	3-3				
1981	4-1	2-4	6-5	2003	1-2	0-3	1-5				
1982	1-8	5-4	6-12	2004	1-2	0-3	1-5				
1983	5-4	1-8	6-12	2005	1-2	1-3	2-5				

SERIES RECORDS

Longest Winning Streak, Mets..... 8, 4/24/86-8/14/86
 Longest Winning Streak, Cardinals..... 10, two times, last, 9/17/82-6/20/83
 Largest Margin of Victory, Mets..... 13, two times, last, 9/24/88 (Mets-14, Cardinals-1 at St. Louis)
 Largest Margin of Victory, Cardinals..... 14, 7/8/62 (Cardinals-15, Mets-1 at New York)
 Most Runs Scored, Mets..... 15, 10/3/64 (Mets-15, Cardinals-5 at St. Louis)
 Most Runs Scored, Cardinals..... 15, four times, last, 4/8/92 (Cardinals-15, Mets-7 at St. Louis)
 Most Runs Scored, Both Teams..... 22, two times, last, 4/8/92 (Cardinals-15, Mets-7 at St. Louis)
 Longest Game, Innings..... 25 innings, 9/11/74 (Cardinals-4, Mets-3 at New York)
 Shutouts By..... Mets: 52, Cardinals: 55

SERIES RECORDS

Last Two-Game Sweep, Mets..... At New York: 5/7/98-5/8/98. At St. Louis: 4/11/73-4/12/73
 Last Two-Game Sweep, Cardinals..... At New York: 6/27/94-6/28/94. At St. Louis: 7/25/95-7/26/95
 Last Three-Game Sweep, Mets..... At New York: 8/22/06-8/24/06. At St. Louis: 4/1/07-4/4/07
 Last Three-Game Sweep, Cardinals..... At New York: 8/10/01-8/12/01. At St. Louis: 4/21/09-4/23/09
 Last Four-Game Sweep, Mets..... At New York: None. At St. Louis: 4/24/86-4/27/86
 Last Four-Game Sweep, Cardinals..... At New York: 8/7/79-8/9/79. At St. Louis: None
 Last Five-Game Sweep, Cardinals..... At New York: 9/17/82-9/19/82. At St. Louis: None




2019

OVERALL..... 3-3
 AT SAN DIEGO..... 1-2
 AT NEW YORK..... 2-1

OVERALL

OVERALL..... 245-250
 AT SAN DIEGO..... 113-135
 AT NEW YORK..... 131-113
 AT MEXICO..... 1-2



STADIUM:
 Petco Park (42,524)
YEAR OPENED:
 2004
ADDRESS:
 100 Park Boulevard
 San Diego, CA 92101
PHONE:
 (619) 795-5000

ALL-TIME SERIES RESULTS VS. SAN DIEGO

Year	Home	Road	Total	Year	Home	Road	Total	Year	Home	Road	Total
1969	5-1	6-0	11-1	1986	5-1	5-1	10-2	2003	2-1	1-2	3-3
1970	3-3	3-3	6-6	1987	3-3	5-1	8-4	2004	0-4	1-2	1-6
1971	4-2	3-3	7-5	1988	3-3	4-2	7-5	2005	3-0	1-2	4-2
1972	2-4	5-1	7-5	1989	4-2	1-5	5-7	2006	3-0	2-2	5-2
1973	6-0	2-4	8-4	1990	3-3	2-4	5-7	2007	1-2	1-2	2-4
1974	3-3	3-3	6-6	1991	4-2	3-3	7-5	2008	2-1	0-4	2-5
1975	3-3	5-1	8-4	1992	2-4	2-4	4-8	2009	1-2	1-3	2-5
1976	4-2	3-3	7-5	1993	2-4	3-3	5-7	2010	2-1	1-3	3-4
1977	2-4	4-2	6-6	1994	3-3	3-3	6-6	2011	2-2	2-1	4-3
1978	2-4	3-3	5-7	1995	5-2	1-5	6-7	2012	3-1	1-2	4-3
1979	2-4	2-4	4-8	1996	1-5	2-5	3-10	2013	2-1	2-2	4-3
1980	1-5	0-6	1-11	1997	3-2	2-4	5-6	2014	2-1	1-2	3-3
1981	2-2	0-3	2-5	1998	2-1	2-4	4-5	2015	1-2	1-2	2-4
1982	4-2	2-4	6-6	1999	5-1	2-1	7-2	2016	2-1	2-2	4-3
1983	4-2	2-4	6-6	2000	1-2	2-4	3-6	2017	1-2	2-2	3-4
1984	4-2	2-4	6-6	2001	1-2	0-3	1-5	2018	2-1	2-1	4-2
1985	2-4	5-1	7-5	2002	0-3	3-1	3-4	2019	2-1	1-2	3-3

SERIES RECORDS

Longest Winning Streak, Mets.....11, 5/28/69-8/27/69
 Longest Winning Streak, Padres..... 9, 6/16/80-5/1/81
 Largest Margin of Victory, Mets.....12, 2x, last 4/29/18 (Mets 14, Padres 2 at San Diego)
 Largest Margin of Victory, Padres.....15, 8/26/00 (Padres-16, Mets-1 at San Diego)
 Most Runs Scored, Mets..... 14, 4/29/18 (Mets-14, Padres-2 at San Diego)
 Most Runs Scored, Padres..... 18, 5/31/10 (Padres-18, Mets-6 at San Diego)
 Most Runs Scored, Both Teams.....25, 8/1/96 (Padres-15, Mets-10 at San Diego)
 Longest Game, Innings.....18 innings, 8/26/80 (Padres-8, Mets-6 at New York)
 Shutouts By..... Mets: 38, Padres: 41

SERIES SWEEPS

Last Two-Game Sweep, Mets.....At New York: 8/28/90-8/29/90. At San Diego: 8/21/76-8/22/76
 Last Two-Game Sweep, Padres.....At New York: 5/20/85-5/22/85. At San Diego: 8/22/92-8/23/92
 Last Three-Game Sweep, Mets..... At New York: 8/8/06-8/10/06. At San Diego: 8/31/87-9/2/87
 Last Three-Game Sweep, Padres.....At New York: 8/13/02-8/15/02. At San Diego: 8/14/01-8/16/01
 Last Four-Game Sweep, Mets.....At New York: 8/16/69-8/17/69. At San Diego: 5/16/88-5/19/88
 Last Four-Game Sweep, Padres.....At New York: 8/23/04-8/26/04. At San Diego: 6/5/08-6/8/08



2019

OVERALL.....3-4
 AT SAN FRANCISCO.....1-3
 AT NEW YORK.....2-1

OVERALL

OVERALL.....287-331
 AT SAN FRANCISCO.....135-175
 AT NEW YORK.....152-156

POSTSEASON

OVERALL.....3-2



STADIUM:

Oracle Park (41,915)

YEAR OPENED:

2000

ADDRESS:

24 Willie Mays Plaza
 San Francisco, CA 94107

PHONE:

(415) 972-2000

ALL-TIME SERIES RESULTS VS. SAN FRANCISCO

Year	Home	Road	Total	Year	Home	Road	Total	Year	Home	Road	Total
1962	2-7	2-7	4-14	1983	2-4	3-3	5-7	2004	3-0	1-2	4-2
1963	4-5	2-7	6-12	1984	1-5	3-3	4-8	2005	2-1	1-2	3-3
1964	3-6	4-5	7-11	1985	4-2	4-2	8-4	2006	1-2	2-1	3-3
1965	2-7	3-6	5-13	1986	3-3	4-2	7-5	2007	2-1	2-1	4-2
1966	4-5	5-4	9-9	1987	4-2	5-1	9-3	2008	3-0	2-1	5-1
1967	3-6	2-7	5-13	1988	3-3	1-5	4-8	2009	2-2	3-1	5-3
1968	4-5	3-6	7-11	1989	2-4	1-5	3-9	2010	2-1	1-3	3-4
1969	5-1	3-3	8-4	1990	5-1	2-4	7-5	2011	1-2	1-2	2-4
1970	3-3	3-3	6-6	1991	4-2	2-4	6-6	2012	1-3	3-1	4-4
1971	2-4	2-4	4-8	1992	5-1	5-1	10-2	2013	1-2	3-0	4-2
1972	4-2	4-2	8-4	1993	2-4	2-4	4-8	2014	1-3	0-3	1-6
1973	3-3	2-4	5-7	1994	2-4	4-2	6-6	2015	1-2	2-1	3-3
1974	3-3	3-3	6-6	1995	2-4	3-4	5-8	2016	2-1	2-2	4-3
1975	5-1	3-3	8-4	1996	4-2	2-4	6-6	2017	2-1	3-0	5-1
1976	3-3	4-2	7-5	1997	1-5	2-3	3-8	2018	2-2	2-1	4-3
1977	4-2	3-3	7-5	1998	2-1	2-4	4-5	2019	2-1	1-3	3-4
1978	1-5	2-4	3-9	1999	5-1	2-1	7-2				
1979	5-1	3-3	8-4	2000	3-1	0-4	3-5				
1980	2-4	1-5	3-9	2001	3-1	0-3	3-4				
1981	1-2	1-2	2-4	2002	0-3	0-3	0-6				
1982	2-4	2-4	4-8	2003	2-0	2-2	4-2				

SERIES RECORDS

Longest Winning Streak, Mets..... 8, two times, last, 6/3/08-5/16/09
 Longest Winning Streak, Giants..... 9, two times, last, 8/27/01-5/16/03
 Largest Margin of Victory, Mets..... 13, 6/1/92 (Mets-14, Giants-1 at New York)
 Largest Margin of Victory, Giants..... 13, 5/4/63 (Giants-17, Mets-4 at New York)
 Most Runs Scored, Mets..... 15, 8/27/97 (Mets-15, Giants-6 at New York)
 Most Runs Scored, Giants..... 17, 5/4/63 (Giants-17, Mets-4 at New York)
 Most Runs Scored, Both Teams..... 23, 8/21/96 (Giants-12, Mets-11 at San Francisco)
 Longest Game, Innings..... 23 innings, 5/31/64 (Game Two) (Giants-8, Mets-6 at New York)
 Shutouts By..... Mets: 46, Giants: 51

SERIES SWEEPS

Last Two-Game Sweep, Mets..... At New York: 8/12/03-8/13/03. At San Francisco: 5/29/85-5/30/85
 Last Two-Game Sweep, Giants..... At New York: 5/22/84-5/24/84. At San Francisco: 4/28/93-4/29/93
 Last Three-Game Sweep, Mets..... At New York: 7/8/08-7/10/08. At San Francisco: 6/23/17-6/25/17
 Last Three-Game Sweep, Giants..... At New York: 5/7/02-5/9/02. At San Francisco: 6/6/14-6/8/14
 Last Four-Game Sweep, Mets..... At New York: 8/30/90-9/2/90
 Last Four-Game Sweep, Giants..... At New York: 6/1/62-6/3/62. At San Francisco: 5/1/00-5/4/00

WASHINGTON NATIONALS (NL EAST)

2019 RECORD: 93-69 (2nd Place, NL East) | World Champions

2020 MANAGER: Dave Martinez



2019

OVERALL.....12-7
 AT WASHINGTON.....5-4
 AT NEW YORK.....7-3

OVERALL

OVERALL.....432-443
 AT WASHINGTON.....74-62
 AT NEW YORK.....221-224
 AT MONTREAL.....135-152
 AT PUERTO RICO.....2-5



STADIUM:

Nationals Park (41,408)

YEAR OPENED:

2008

ADDRESS:

1500 South Capital St, SE
 Washington, DC 20003

PHONE:

(202) 640-7000

ALL-TIME SERIES RESULTS VS. WASHINGTON

Year	Home	Road	Total	Year	Home	Road	Total	Year	Home	Road	Total
1969	7-2	6-3	13-5	1986	5-4	5-4	10-8	2003	4-6	1-8	5-14
1970	5-4	3-6	8-10	1987	5-4	5-4	10-8	2004	4-5	6-4	10-9
1971	4-5	5-4	9-9	1988	7-2	5-4	12-6	2005	4-5	7-3	11-8
1972	6-3	6-3	12-6	1989	7-2	2-7	9-9	2006	4-5	8-1	12-6
1973	4-5	5-4	9-9	1990	4-5	6-3	10-8	2007	3-6	6-3	9-9
1974	6-3	3-6	9-9	1991	8-3	6-1	14-4	2008	6-3	6-3	12-6
1975	5-4	3-6	8-10	1992	3-6	3-6	6-12	2009	7-2	3-6	10-8
1976	6-4	4-4	10-8	1993	2-4	2-5	4-9	2010	4-5	5-4	9-9
1977	4-5	4-5	8-10	1994	1-3	2-1	3-4	2011	3-6	5-4	8-10
1978	5-4	5-4	10-8	1995	2-4	4-3	6-7	2012	1-8	3-6	4-14
1979	1-8	2-7	3-15	1996	3-4	3-3	6-7	2013	3-7	4-5	7-12
1980	5-5	3-5	8-10	1997	4-2	3-3	7-5	2014	1-9	3-6	4-15
1981	2-4	1-5	3-9	1998	2-4	2-4	4-8	2015	5-5	6-3	11-8
1982	3-6	4-5	7-11	1999	3-4	5-1	8-5	2016	4-6	3-6	7-12
1983	7-2	3-6	10-8	2000	6-0	3-3	9-3	2017	2-8	4-5	6-13
1984	6-3	5-4	11-7	2001	6-4	5-4	11-8	2018	5-5	6-3	11-8
1985	5-4	4-5	9-9	2002	5-4	3-7	8-11	2019	7-3	5-4	12-7

Montreal Expos: 1969-2004

Washington Nationals: 2005-present

SERIES RECORDS

Longest Winning Streak, Mets.....9, 4/20/91-7/4/91
 Longest Winning Streak, Expos/Nationals.....10, 8/10/79-4/15/80
 Largest Margin of Victory, Mets.....13, 9/20/06 (Mets-13, Nationals-0 at Washington)
 Largest Margin of Victory, Expos/Nationals.....21, 7/31/18 (Nationals-25, Mets-4 at Washington)
 Most Runs Scored, Mets.....14, 8/8/85 (Mets-14, Expos-7 at Montreal)
 Most Runs Scored, Expos/Nationals.....25, 7/31/18 (Nationals-25, Mets-4 at Washington)
 Most Runs Scored, Both Teams.....29, 7/26/04 (Expos-19, Mets-10 at Montreal)
 Longest Game, Innings.....18 innings, 9/16/75 (Mets-4, Expos-3 at New York)
 Shutouts By.....Mets: 70, Expos/Nationals: 58

SERIES SWEEPS

Last Two-Game Sweep, Mets.....At New York: 5/18/11-5/19/11. At Montreal: 7/21/99-7/22/99
 Last Two-Game Sweep, Expos/Nationals.....At New York: 9/22/98-9/23/98. At Washington: 7/31/18-8/1/18
 Last Three-Game Sweep, Mets.....At New York: 7/31/15-8/2/15. At Washington: 4/5/18-4/8/18
 Last Three-Game Sweep, Expos/Nationals.....At New York: 4/21/17-4/23/17. At Washington: 6/27/16-6/29/16
 Last Four-Game Sweep, Mets.....At New York: 5/20/19-5/23/19. At Montreal: 7/1/91-7/4/91
 Last Four Game Sweep, Expos/Nationals.....At New York: 9/9/13-9/12/13. At Montreal: 4/11/03-4/14/03 (at San Juan)

HISTORY

BALTIMORE ORIOLES (AL EAST)

2019 RECORD: 54-108 (5th Place, AL East)

2020 MANAGER: Brandon Hyde



2019

OVERALL..... 0-0
 AT BALTIMORE..... 0-0
 AT NEW YORK..... 0-0

OVERALL

OVERALL..... 23-13
 AT BALTIMORE..... 13-8
 AT NEW YORK..... 10-5

POSTSEASON

OVERALL..... 4-1



STADIUM:

Oriole Park at Camden Yards (45,971)

YEAR OPENED:
1992

ADDRESS:

333 West Camden St.
Baltimore, MD 21201

PHONE:

(410) 685-9800

ALL-TIME SERIES RESULTS VS. BALTIMORE

Year	Home	Road	Total	Year	Home	Road	Total	Year	Home	Road	Total
1997	0-0	2-1	2-1	2001	0-0	2-1	2-1	2012	3-0	0-0	3-0
1998	2-0	1-1	3-1	2006	1-2	0-0	1-2	2015	2-0	1-1	3-1
1999	0-0	2-1	2-1	2009	0-0	1-2	1-2	2018	0-2	1-1	1-3
2000	2-1	0-0	2-1	2010	0-0	3-0	3-0				

SERIES RECORDS

Longest Winning Streak, Mets

9 games, 6/11/10-8/18/15

Longest Winning Streak, Orioles

4 games, 8/19/15-8/14/18

Longest Game, Innings

12 inn., 8/29/97 (3-4 at Baltimore)

Most Runs Scored, Mets

16, 8/15/18 (16-5 at Baltimore)

Most Runs Scored, Orioles

7, 2x, last - 6/8/00 (8-7 at New York)

Most Runs Scored, Both Teams

19, 8/30/97 (13-6 at Baltimore)

LAST SERIES SWEEP

2-Game Sweep, Mets

at New York:..... 5/15-5/6/15
 at Baltimore: None

2-Game Sweep, Orioles

at New York:..... 6/5/18-6/6/18

3-Game Sweep, Mets

at New York:.....6/18/12-6/20/12
 at Baltimore: 6/11/10-6/13/10

BOSTON RED SOX (AL EAST)

2019 RECORD: 84-78 (3rd Place, AL East)

2020 MANAGER: Ron Roenicke



2019

OVERALL..... 0-0
 AT BOSTON..... 0-0
 AT NEW YORK..... 0-0

OVERALL

OVERALL..... 12-15
 AT BOSTON..... 6-9
 AT NEW YORK..... 6-6

POSTSEASON

OVERALL..... 4-3



STADIUM:

Fenway Park (37,499)

YEAR OPENED:
1912

ADDRESS:

4 Yawkey Way
Boston, MA 02215

PHONE:

(617) 226-6000

ALL-TIME SERIES RESULTS VS. BOSTON

Year	Home	Road	Total	Year	Home	Road	Total	Year	Home	Road	Total
1997	1-2	0-0	1-2	2000	0-0	1-2	1-2	2009	0-0	2-1	2-1
1998	0-0	2-1	2-1	2001	2-1	0-0	2-1	2015	1-2	0-0	1-2
1999	2-1	0-0	2-1	2006	0-0	0-3	0-3	2018	0-0	1-2	1-2

SERIES RECORDS

Longest Winning Streak, Mets

2 games, 4x, last, 8/30/15-9/14/18

Longest Winning Streak, Red Sox

3 games, 2x, last, 5/24/09-8/29/15

Longest Game, Innings

12 inn, 6/11/99 (2-3 at New York)

Most Runs Scored, Mets

9, 6/5/98 (9-2 at Boston)

Most Runs Scored, Red Sox

12, 5/24/09 (5-12 at Boston)

Most Runs Scored, Both Teams

17, 6/24/09 (5-12 at Boston)

LAST SERIES SWEEP

3-Game Sweep, Red Sox

at New York:..... None
 at Boston:6/27/06-6/29/06

CHICAGO WHITE SOX (AL CENTRAL)

2019 RECORD: 72-89 (3rd Place, AL Central)

2020 MANAGER: Rick Renteria



2019

OVERALL 3-0
 AT CHICAGO 3-0
 AT NEW YORK 0-0

OVERALL

OVERALL 7-6
 AT CHICAGO 5-3
 AT NEW YORK 2-3



STADIUM:
 Guaranteed Rate Field
 (40,615)

YEAR OPENED:
 1991

ADDRESS:
 333 W. 35th St.
 Chicago, IL 60616

PHONE:
 (312) 674-1000

ALL-TIME SERIES RESULTS VS. CHICAGO

Year	Home	Road	Total	Year	Home	Road	Total
2002	0-0	1-2	1-2	2016	1-2	0-0	1-2
2013	1-1	1-1	2-2	2019	0-0	3-0	3-0

SERIES RECORDS

Longest Winning Streak, Mets
 3 games, 7/30/19-present
Longest Winning Streak, White Sox
 2 games, 3x, last - 5/31/16-6/1/19
Longest Game, Innings
 13 inn, 6/1/16 (1-2 at New York)

Most Runs Scored, Mets
 8, 6/11/02 (8-10 at Chicago)
Most Runs Scored, White Sox
 10, 6/11/02 (8-10 at Chicago)
Most Runs Scored, Both Teams
 18, 6/11/02 (8-10 at Chicago)

LAST SERIES SWEEP

3-Game Sweep, Mets
 at Chicago: 7/30/19-8/1/19

CLEVELAND INDIANS (AL CENTRAL)

2019 RECORD: 93-69 (2nd Place, AL Central)

2020 MANAGER: Terry Francona



2019

OVERALL 3-0
 AT CLEVELAND 0-0
 AT NEW YORK 3-0

OVERALL

OVERALL 13-5
 AT CLEVELAND 8-4
 AT NEW YORK 5-1



STADIUM:
 Progressive Field (42,404)

YEAR OPENED:
 1994

ADDRESS:
 2401 Ontario St.
 Cleveland, OH 44115

PHONE:
 (216) 420-4380

ALL-TIME SERIES RESULTS VS. CLEVELAND

Year	Home	Road	Total	Year	Home	Road	Total	Year	Home	Road	Total
2002	0-0	2-1	2-1	2010	0-0	3-0	3-0	2016	0-0	2-1	2-1
2004	2-1	0-0	2-1	2013	0-0	1-2	1-2	2019	3-0	0-0	3-0

SERIES RECORDS

Longest Winning Streak, Mets
 4 games, 2x, last, 4/17/16-present
Longest Winning Streak, Indians
 2 games, 9/6/13-9/7/13
Longest Game, Innings
 10 inn, 8/21/19
 (4-3 at New York)

Most Runs Scored, Mets
 9, 8/20/19
Most Runs Scored, Indians
 9, 2x, last, 9/7/13 (4-9 at Cleveland)
Most Runs Scored, Both Teams
 14, 6/8/02 (8-6 at Cleveland)

LAST SERIES SWEEP

3-Game Sweep, Mets
 at New York: 8/20/19-8/22/19
 at Cleveland: 6/15/10-6/17/10



2019

OVERALL 2-1
 AT DETROIT..... 0-0
 AT NEW YORK 2-1

OVERALL

OVERALL 11-13
 AT DETROIT 4-8
 AT NEW YORK 7-5



STADIUM:
Comerica Park (41,681)
YEAR OPENED:
2000
ADDRESS:
2100 Woodward Ave.
Detroit, MI 48201
PHONE:
(313) 471-2000

ALL-TIME SERIES RESULTS VS. DETROIT

Year	Home	Road	Total	Year	Home	Road	Total	Year	Home	Road	Total
1997	0-0	0-3	0-3	2010	2-1	0-0	2-1	2016	0-0	1-2	1-2
2004	3-0	0-0	3-0	2011	0-0	2-1	2-1	2019	2-1	0-0	2-1
2007	0-0	1-2	1-2	2013	0-3	0-0	0-3				

SERIES RECORDS

Longest Winning Streak, Mets.....4, 6/18/04-6/8/07
 Longest Winning Streak, Tigers..... 6, 6/30/11-8/6/16
 Largest Margin of Victory, Mets..... 11, 6/28/11 (Mets-14, Tigers-3 at Detroit)
 Largest Margin of Victory, Tigers.....14, 6/20/97 (Tigers-14, Mets-0 at Detroit)
 Most Runs Scored, Mets.....16, 6/29/11 (Mets-16, Tigers-9 at Detroit)
 Most Runs Scored, Tigers..... 15, 6/10/07 (Tigers-15, Mets-7 at Detroit)
 Most Runs Scored, Both Teams.....25, 6/29/11 (Mets-16, Tigers-9 at Detroit)
 Longest Game, Innings13 innings, 5/25/19 (Mets-5, Tigers-4 at New York)
 Shutouts By.....Mets: 2, Tigers: 2

SERIES SWEEPS

Last Three-Game Sweep, Mets.....At New York: 6/18/04-6/20/04
 Last Three-Game Sweep, TigersAt New York: 8/23/13-8/25/13 At Detroit: 6/20/97-6/23/97

THREE HOME RUNS VS. METS

The following players have hit three home runs in a game against New York:

Stan Musial (St. Louis)..... July 8, 1962 at Polo Grounds
 Willie McCovey (San Francisco) September 22, 1963, at San Francisco
 Willie McCovey (San Francisco) September 17, 1966, at San Francisco (10 Innings)
 Adolfo Phillips (Chicago-NL)..... June 11, 1967, at Chicago (Game Two)
 Billy Williams (Chicago-NL) September 10, 1968, at Chicago
 Richie Allen (Philadelphia)..... September 29, 1968 at Shea
 Pete Rose (Cincinnati)..... April 29, 1978 at Shea
 Dave Kingman (Chicago-NL)..... July 28, 1979 at Shea
 Karl "Tuffy" Rhodes (Chicago-NL)..... April 4, 1994 at Chicago
 Bobby Higginson (Detroit)..... June 30, 1997 at Detroit
 Luis Gonzalez (Arizona) May 10, 2004 at Arizona
 Cody Ross (Florida)..... September 11, 2006 at Florida
 Anthony Rendon (Washington)..... April 30, 2017 at Washington
 Corey Seager (Los Angeles-NL)..... June 20, 2017 at Los Angeles



2019	
OVERALL	0-0
AT HOUSTON	0-0
AT NEW YORK	0-0
OVERALL	
OVERALL	260-312
AT HOUSTON	108-179
AT NEW YORK	152-133
POSTSEASON	
OVERALL	4-2



STADIUM:
Minute Maid Park (40,981)

YEAR OPENED:
2000

ADDRESS:
PO Box 288
Houston, TX 77001

PHONE:
(713) 259-8000

ALL-TIME SERIES RESULTS VS. HOUSTON

Year	Home	Road	Total	Year	Home	Road	Total	Year	Home	Road	Total
1962	2-6	1-7	3-13	1980	3-3	1-5	4-8	1998	1-2	3-3	4-5
1963	3-6	2-7	5-13	1981	2-1	1-5	3-6	1999	3-3	2-1	5-4
1964	7-2	2-7	9-9	1982	2-4	2-4	4-8	2000	2-1	3-1	5-2
1965	2-7	2-7	4-14	1983	1-5	2-4	3-9	2001	2-1	1-2	3-3
1966	6-3	5-4	11-7	1984	3-3	5-1	8-4	2002	1-2	1-2	2-4
1967	6-3	1-8	7-11	1985	4-2	4-2	8-4	2003	2-1	2-1	4-2
1968	4-5	4-5	8-10	1986	5-1	2-4	7-5	2004	2-1	2-1	4-2
1969	2-4	0-6	2-10	1987	3-3	3-3	6-6	2005	4-2	1-3	5-5
1970	4-2	2-4	6-6	1988	5-1	2-4	7-5	2006	2-1	2-1	4-2
1971	4-2	3-3	7-5	1989	3-3	3-3	6-6	2007	3-0	2-2	5-2
1972	3-3	3-3	6-6	1990	5-1	2-4	7-5	2008	2-2	0-3	2-5
1973	2-4	4-2	6-6	1991	2-4	3-3	5-7	2009	3-0	2-1	5-1
1974	4-2	2-4	6-6	1992	4-2	3-3	7-5	2010	2-1	2-2	4-3
1975	5-1	3-3	8-4	1993	1-5	0-6	1-11	2011	1-2	2-1	3-3
1976	3-3	3-3	6-6	1994	2-1	1-2	3-3	2012	2-1	0-3	2-4
1977	4-2	2-4	6-6	1995	3-3	3-3	6-6	2014	2-1	0-0	2-1
1978	3-3	2-4	5-7	1996	2-4	2-4	4-8	2017	0-0	0-3	0-3
1979	2-4	1-5	3-9	1997	2-4	2-3	4-7				

Houston shifted from the National League to the American League in 2013.

SERIES RECORDS

Longest Winning Streak, Mets..... 7, 7/17/66-7/27/66
 Longest Winning Streak, Astros..... 10, 5/23/69-5/29/70
 Largest Margin of Victory, Mets..... 16, 8/30/99 (Mets-17, Astros-1 at Houston)
 Largest Margin of Victory, Astros..... 13, two times, last, 7/30/02 (Astros-16, Mets-3 at New York)
 Most Runs Scored, Mets..... 17, 8/30/99 (Mets-17, Astros-1 at Houston)
 Most Runs Scored, Astros..... 16, three times, last, 7/30/02 (Astros-16, Mets-3 at New York)
 Most Runs Scored, Both Teams..... 22, 5/6/73 (Astros-14, Mets-8 at New York)
 Longest Game, Innings..... 24 innings, 4/15/68 (Astros-1, Mets-0 at Houston)
 Shutouts By..... Mets: 39, Astros: 47

SERIES SWEEPS

Last Two-Game Sweep, Mets..... At New York: 7/3/90-7/4/90. At Houston: None
 Last Two-Game Sweep, Astros..... At New York: 4/16/96-4/17/96. At Houston: 4/28/98-4/29/98
 Last Three-Game Sweep, Mets..... At New York: 10/2/09-10/4/09. At Houston: 4/6/84-4/8/84
 Last Three-Game Sweep, Astros..... At New York: 4/9/93-4/11/93. At Houston: 9/2/17-9/3/17
 Last Four-Game Sweep, Mets..... At New York: 6/2/75-6/5/75. At Houston: None
 Last Four-Game Sweep, Astros..... At New York: 9/13/63-9/15/63. At Houston: 6/24/65-6/27/65

FOUR STRIKEOUTS IN AN INNING

Derek Wallace became the first Met pitcher ever to strike out four batters in an inning when he did it on September 13, 1996 vs. Atlanta...Mike Stanton joined Wallace on the list when he fanned four batters on August 23, 2004 at Milwaukee.

KANSAS CITY ROYALS (AL CENTRAL)

2019 RECORD: 59-103 (5th Place, AL Central)

2020 MANAGER: Mike Matheny



2019


OVERALL 2-1
 AT KANSAS CITY 2-1
 AT NEW YORK 0-0

OVERALL

OVERALL 9-7
 AT KANSAS CITY 4-4
 AT NEW YORK 5-3

POSTSEASON

OVERALL 1-4



STADIUM:
 Kauffman Stadium (37,903)
YEAR OPENED:
 1973
ADDRESS:
 One Royal Way
 Kansas City, MO 64129
PHONE:
 (816) 921-8000

ALL-TIME SERIES RESULTS VS. KANSAS CITY

Year	Home	Road	Total	Year	Home	Road	Total	Year	Home	Road	Total
2002	2-1	0-0	2-1	2013	1-2	0-0	1-2	2019	0-0	2-1	2-1
2004	0-0	1-2	1-2	2016	2-0	1-1	3-1				

SERIES RECORDS

Longest Winning Streak, Mets

3 games, 4/5/16-6/22/16

Longest Winning Streak, Royals

3 games, 8/3/13-4/3/16

Longest Game, Innings

12 inn, 8/3/13 (3-4 at New York)

Most Runs Scored, Mets

11, 8/18/19 (11-5 at Kansas City)

Most Runs Scored, Royals

7, 6/11/04 (5-7 at Kansas City)

Most Runs Scored, Both Teams

16, 8/18/19 (11-5 at Kansas City)

LAST SERIES SWEEP

2-Game Sweep, Mets

at New York: 6/21/16-6/22/16

at Royals: None

LOS ANGELES ANGELS OF ANAHEIM (AL WEST)

2019 RECORD: 72-90 (4th Place, AL West)

2020 MANAGER: Joe Maddon



2019

OVERALL 0-0
 AT LOS ANGELES 0-0
 AT NEW YORK 0-0

OVERALL

OVERALL 9-9
 AT LOS ANGELES 5-4
 AT NEW YORK 4-5



STADIUM:
 Angel Stadium of Anaheim
 (45,389)
YEAR OPENED:
 1966
ADDRESS:
 2000 Gene Autry Way
 Anaheim, CA 92806
PHONE:
 (714) 940-2000

ALL-TIME SERIES RESULTS VS. LOS ANGELES

Year	Home	Road	Total	Year	Home	Road	Total	Year	Home	Road	Total
2003	0-0	2-1	2-1	2008	0-0	2-1	2-1	2014	0-0	1-2	1-2
2005	1-2	0-0	1-2	2011	1-2	0-0	1-2	2017	2-1	0-0	2-1

SERIES RECORDS

Longest Winning Streak, Mets

2 games, 5/19/17-5/20/17

Longest Winning Streak, Angels

2 games, 6/19/11-4/11/14

Longest Game, Innings

13 inn, 4/12/14 (7-6 at Los Angeles)

Most Runs Scored, Mets

9, 6/16/08 (9-6 at Los Angeles)

Most Runs Scored, Angels

14, 4/13/14 (2-14 at Los Angeles)

Most Runs Scored, Both Teams

16, 2x, last, 4/13/14
 (2-14 at Los Angeles)

LAST SERIES SWEEP

None



2019

OVERALL 3-1
 AT MINNESOTA 2-0
 AT NEW YORK 1-1

OVERALL

OVERALL 14-8
 AT MINNESOTA 5-3
 AT NEW YORK 9-5



STADIUM:
 Target Field (39,021)

YEAR OPENED:
 2010

ADDRESS:
 1 Twins Way
 Minneapolis, MN 55403

PHONE:
 (612) 659-3400

ALL-TIME SERIES RESULTS VS. MINNESOTA

Year	Home	Road	Total	Year	Home	Road	Total	Year	Home	Road	Total
2002	2-1	0-0	2-1	2010	2-1	0-0	2-1	2019	1-1	2-0	3-1
2004	0-0	0-3	0-3	2013	0-0	3-0	3-0				
2007	1-2	0-0	1-2	2016	3-0	0-0	3-0				

SERIES RECORDS

Longest Winning Streak, Mets 7, 6/27/10 - 9/18/16
 Longest Winning Streak, Twins 3, 6/8/04-6/10/04
 Largest Margin of Victory, Mets 11, 4/12/13 (Mets-16, Twins-5 at Minnesota)
 Largest Margin of Victory, Twins 9, 6/19/07 (Twins-9, Mets-0 at New York)
 Most Runs Scored, Mets 16, 4/12/13 (Mets-16, Twins-5 at Minnesota)
 Most Runs Scored, Twins 14, 4/9/19 (Twins-14, Mets-8 at New York)
 Most Runs Scored, Both Teams 22, 4/9/19 (Twins-14, Mets-8 at New York)
 Longest Game, Innings 15 innings, 6/10/04 (Twins-3, Mets-2 at Minnesota)
 Shutouts By Mets: 2, Twins: 2

SERIES SWEEPS

Last Two-Game Sweep, Mets At Minnesota: 7/16/19-7/17/19
 Last Three-Game Sweep, Mets At New York: 9/16/16-9/18/16
 Last Three-Game Sweep, Twins At Minnesota: 6/8/04-6/10/04

DOUBLEHEADERS

Listed below are the Mets last doubleheader, last doubleheader sweep and last time being swept in a twinbill against each opponent:

Opponent	Last DH	Last Mets Sweep	Last Opp. Sweep
Arizona	5/25/14 at NY (L, W)	None	4/27/03 at NY
Atlanta	5/28/18 at ATL (L, W)	6/10/17 at ATL	9/8/11 at NY
Chicago	4/22/00 at NY (W, W)	4/22/00 at NY	8/7/84 at CHI
Cincinnati	5/19/98 at NY (W, W)	5/19/98 at NY	7/18/80 at CIN
Colorado	4/16/13 at COL (L, L)	8/19/04 at COL	4/16/13 at COL
Houston	9/2/17 at HOU (L, L)	5/6/90 at NY	9/2/17 at HOU
Los Angeles	4/27/10 at NY (W, W)	4/27/10 at NY	8/29/83 at NY
New York Yankees	6/11/19 at NYY (L, W)	None	6/27/04 at NYY
Miami	8/5/19 at NY (W, W)	8/5/19 at NY	None
Milwaukee	9/29/10 at NY (L, L)	5/20/99 at NY	9/29/10 at NY
Philadelphia	8/16/18 at PHI (W, L)	9/24/11 at NY	9/13/09 at PHI
Pittsburgh	6/7/16 at PIT (L, L)	7/30/96 at NY	6/7/16 at PIT
St. Louis	7/26/16 at NY (L, W)	8/10/89 at NY	9/18/82 at NY
San Diego	6/10/10 at NY (L, W)	9/7/86 at NY	5/14/98 at SD
San Francisco	4/23/12 at NY (L, L)	7/13/79 at NY	4/23/12 at NY
Seattle	6/8/03 at NY (L, L)	None	6/8/03 at NY
Texas	6/15/08 at NY (L, W)	None	None
Washington	8/27/17 at WAS (W, L)	7/27/00 at NY	10/3/15 at NY

NEW YORK YANKEES (AL EAST)

2019 RECORD: 103-59 (1st Place, AL East)

2020 MANAGER: Aaron Boone



2019


OVERALL.....2-2
 AT YANKEE STADIUM.....1-1
 AT CITI FIELD.....1-1

OVERALL

OVERALL.....51-71
 AT NEW YANKEE STADIUM12-16
 AT OLD YANKEE STADIUM..13-20
 AT SHEA STADIUM.....16-17
 AT CITI FIELD.....10-18

POSTSEASON

OVERALL.....1-4



STADIUM:

Yankee Stadium (49,642)

YEAR OPENED:

2009

ADDRESS:

1 East 161st St.
 Bronx, NY 10451

PHONE:

(718) 293-4300

ALL-TIME SERIES RESULTS VS. NEW YORK

Year	Home	Road	Total	Year	Home	Road	Total	Year	Home	Road	Total
1997	0-0	1-2	1-2	2005	1-2	2-1	3-3	2013	2-0	2-0	4-0
1998	1-2	0-0	1-2	2006	2-1	1-2	3-3	2014	0-2	2-0	2-2
1999	2-1	1-2	3-3	2007	2-1	1-2	3-3	2015	1-2	1-2	2-4
2000	1-2	1-2	2-4	2008	1-2	3-0	4-2	2016	1-1	1-1	2-2
2001	1-2	1-2	2-4	2009	0-3	1-2	1-5	2017	0-2	0-2	0-4
2002	2-1	1-2	3-3	2010	2-1	1-2	3-3	2018	1-2	2-1	3-3
2003	0-3	0-3	0-6	2011	1-2	1-2	2-4	2019	1-1	1-1	2-2
2004	3-0	1-2	4-2	2012	1-2	0-3	1-5				

SERIES RECORDS

Longest Winning Streak, Mets.....6, 5/27/13-5/13/14
 Longest Winning Streak, Yankees.....7, 6/30/02-6/29/03
 Largest Margin of Victory, Mets.....10, 6/9/00 (Mets-12, Yankees-2 at Yankee Stadium)
 Largest Margin of Victory, Yankees.....15, 6/14/09 (Yankees-15, Mets-0 at Yankee Stadium)
 Most Runs Scored, Mets.....15, 6/27/08 (Game One) (Mets-15, Yankees-6 at Yankee Stadium)
 Most Runs Scored, Yankees.....16, 7/2/06 (Yankees-16, Mets-7 at Yankee Stadium)
 Most Runs Scored, Both Teams.....23, 7/2/06 (Yankees-16, Mets-7 at Yankee Stadium)
 Longest Game, Innings.....11, two times, last, 5/20/06 (Yankees-5, Mets-4 at Shea Stadium)
 Shutouts By.....Mets: 7, Yankees: 10

SERIES SWEEPS

Last Two-Game Sweep, Mets.....At Mets: 5/27/13-5/28/13 At Yankees: 5/12/14-5/13/14
 Last Two-Game Sweep, Yankees.....At Mets: 8/16/17-8/17/17. At Yankees: 8/14/17-8/15/17
 Last Three-Game Sweep, Mets.....At Mets: 7/2/04-7/4/04
 Last Three-Game Sweep, Yankees.....At Mets: 6/26/09-6/28/09 At Yankees: 6/8/12-6/10/12
 Last Four Game Sweep, Yankees.....At Yankees: 6/27/03-6/29/03

(Home and Away Doubleheader Included)

THE 108 CLUB

The 1986 Mets are one of only 12 teams in modern (post-1900) baseball history to win as many as 108 games in a season. Here's a listing of the 108 club:

116-36	Cubs, 1906	109-53	Yankees, 1961
116-46	Mariners, 2001	109-53	Orioles, 1969
114-48	Yankees, 1998	108-54	Red Sox, 2018
111-43	Indians, 1954	108-54	METS, 1986
110-42	Pirates, 1909	108-54	Orioles, 1970
110-44	Yankees, 1927	108-54	Reds, 1975

METS WHO PLAYED FOR THE YANKEES (135)

Player	Mets	Yankees	Player	Mets	Yankees
David Aardsma	2013	2012	Phil Linz	1967-1968	1962-1965
Bobby Abreu	2014	2007-2008	Graeme Lloyd	2003	1996-1998
Juan Acevedo	1997	2003	Phil Lombardi	1989	1986-1987
Jack Aker	1974	1969-1972	Terrance Long	1999	2006
Neil Allen	1979-1983	1985, 87-88	Bob MacDonald	1996	1995
Sandy Alomar Sr.	1967	1974-1976	Elliott Maddox	1978-1980	1974-1976
Jason Anderson	2003	2003, 2005	Josias Manzanillo	1993-1995, 1999	1995
Tucker Ashford	1983	1981	Lee Mazzilli	1976-1981, 1986-1989	1982
Luis Ayala	2008	2011	Doc Medich	1977	1972-1975
Carlos Beltrán	2005-2011	2014-2016	Doug Mientkiewicz	2005	2007
Armando Benitez	1999-2003	2003	Gustavo Molina	2008	2011
Yogi Berra	1965	1946-1963	Dale Murray	1978-1979	1983-1985
Angel Berroa	2009	2009	Xavier Nady	2006	2008
Daryl Boston	1990-1992	1994	C.J. Nitkowski	2001	2004
Darren Bragg	2001	2001	Bob Ojeda	1986-1990	1994
Tim Burke	1991-1992	1992	John Olerud	1997-1999	2004
Ray Burris	1979-1980	1979	Jesse Orosco	1979, 1981-1987	2003
Miguel Cairo	2005	2004, 2007	John Pacella	1977-1980	1982
John Candelaria	1987	1988-1989	Juan Padilla	2005-2008	2004
Robinson Canó	2019-	2005-2013	Chan Ho Park	2007	2010
Chris Capuano	2011	2014-2015	Andy Phillips	2008	2004-2007
Buddy Carlyle	2014-2015	2011	Lenny Randle	1977-1978	1979
Duke Carmel	1963	1965	Willie Randolph	1992	1976-1988
Alberto Castillo	1995-1998	2002	Jeff Reardon	1979-1981	1994
Rick Cerone	1991	1980-1984, 1987, 1990	Tim Redding	2009	2005
Tony Clark	2003	2004	Hal Reniff	1967	1961-1967
Tyler Clippard	2015	2007	Royce Ring	2005-2006	2010
Bartolo Colón	2014-2016	2011	Kenny Rogers	1999	1996-1997
David Cone	1987-1992, 2003	1995-2000	Rey Sanchez	2003	1997, 2005
Billy Cowan	1965	1969	Rafael Santana	1984-1987	1988-1989
Ike Davis	2010-2014	2016	Don Schulze	1987	1989
Wilson Delgado	2004	2000	Gary Sheffield	2009	2004-2005
Octavio Dotel	1999	2006	Bill Short	1968	1960
Dock Ellis	1979	1976-77	Charley Smith	1964-1965	1967-1968
Kevin Elster	1986-1992	1994-95	Shane Spencer	2004	1998-2002
Scott Erickson	2004	2006	Roy Staiger	1975-1977	1979
Alvaro Espinoza	1996	1988-91	Mike Stanton	2003-2004	1997-2002, 2005
Kyle Farnsworth	2014	2006-2007	Kelly Stinnett	1994-1995, 2006	2006
Tony Fernandez	1993	1995	Darryl Strawberry	1983-1990	1995-1999
Tim Foli	1970-1971, 1978-1979	1984	Tom Sturdivant	1964	1955-1959
Todd Frazier	2018-2019	2017	Bill Sudakis	1972	1974
Bob Friend	1966	1966	Anthony Swarzak	2018	2016
Karim Garcia	2004	2002-2003	Ron Swoboda	1965-1970	1971-1973
Rob Gardner	1965-1966	1970-1972	Frank Tanana	1993	1993
Paul Gibson	1992-1993	1993-1994, 1996	Tony Tarasco	2002	1999
Jesse Gonder	1963-1965	1960-1961	Walt Terrell	1982-84	1989
Dwight Gooden	1984-1994	1996-1997, 2000	Ralph Terry	1966-1967	1956-1957 1959-1964
Curtis Granderson	2014-2017	2010-2013	Ryan Thompson	1992-1995	2000
Lee Guetterman	1992	1989-1992	Marv Throneberry	1962-1963	1955-1959
Greg A. Harris	1981	1994	Dick Tidrow	1984	1974-1979
LaTroy Hawkins	2013	2008	Mike Torrez	1983-1984	1977
Adeiny Hechavarría	2019	2018	Bubba Trammell	2000	2003
Rickey Henderson	1999-2000	1985-1989	Raul Valdes	2010	2011
Sean Henn	2013	2005-2007	Robin Ventura	1999-2001	2002-2003
Felix Heredia	2005	2003-2004	José Vizcaino	1994-1996	2000
Orlando Hernandez	2006-2008	1998-2004	Neil Walker	2016-2017	2018
Keith Hughes	1990	1987	Claudell Washington	1980	1986-1988, 1990
Ryota Igarashi	2010-2011	2012	Allen Watson	1999	1999-2000
Stan Jefferson	1986	1989	David Weathers	2002-2004	1996-1997
Kelly Johnson	2015	2014	Wally Whitehurst	1989-1992	1996
Lance Johnson	1996-1997	2000	Gerald Williams	2004-2005	1992-1996, 2001-2002
Dave Kingman	1975-1977	1977, 1981-1983	Justin Wilson	2019-	2015
Brandon Knight	2008	2001-2002	Gene Woodling	1962	1949-1954
Aaron Laffey	2013	2011	Chris Young	2014	2014
Matt Lawton	2001	2005	Eric Young Jr.	2013-2015	2016
Tim Leary	1981, 1983-1984	1990-1992	Todd Zeile	2000-2001, 2004	2003
Ricky Ledee	2006-2007	1998-2000			
Al Leiter	1998-2004	1987-1989, 2005			
Cory Lidle	1997	2006			

METS & YANKEES

METS & YANKEES TRADES

November, 1964	Duke Carmel (OF) drafted by Yankees off Buffalo (AAA) roster.
June 15, 1966	Mets purchase Bob Friend (P) from the Yankees.
June 29, 1967	Mets purchase Hal Reniff (P) from the Yankees.
December 9, 1977	Mets trade Roy Staiger (IF) to Tacoma (AAA) for Sergio Ferrer (IF).
August 20, 1979	Mets purchase Ray Burris (P) from Yankees.
April 1, 1980	Mets trade Marshall Brandt (IF) for cash considerations.
April 18, 1983	Mets trade Steve Ray (P) and a player-to-be-named later (Felix Perdomo, [IF]) to Columbus (AAA) for Tucker Ashford (IF).
December 11, 1987	Mets trade Rafael Santana (IF) and Victor Garcia (P) in exchange for Phil Lombardi (C), Darren Reed (OF) and Steve Frey (P).
July 10, 1989	Mets trade Marcus Lawton (OF) for Scott Nielson (RHP).
June 9, 1992	Mets trade Tim Burke (P) and cash for Lee Guetterman (P).
December 7, 1992	Mets select Mike Draper (P) from Columbus (AAA) in the Rule V Draft.
September 17, 1993	Mets trade Frank Tanana (P) for Kenny Greer (P).
December 7, 2001	Mets trade Robin Ventura (IF) for David Justice (OF).
July 16, 2003	Mets trade Armando Benitez (P) for Jason Anderson (P), Anderson Garcia (P) and Ryan Bicondoa (P).
December 3, 2004	Mets trade Mike Stanton (LHP) for Felix Heredia (LHP).
December 19, 2014	Mets trade Gonzalez Germen (RHP) for cash considerations.
April 10, 2018	Mets trade minor leaguer LJ Mazzilli (INF) for minor leaguer Kendall Coleman (OF).

METS VS. YANKEES

In 2000, the Mets and Yankees faced off in the first Subway World Series since the Yankees defeated the Brooklyn Dodgers in 1956. The Yankees went on to win the series in five games. The two teams also met in a historic doubleheader on July 8, 2000, marking the first time that the same two teams played two games in one day at different ballparks in 97 years. In 2019, the Mets went 2-2 vs. the Yankees during the regular season. Here's a look at the Mets record in the series:

Overall.....	99-137-2
World Series.....	1-4
Regular Season.....	51-71
Spring Training.....	36-50-1
Mayor's Trophy.....	8-10-1
Mayor's Challenge.....	2-2
Big Apple Series.....	1-2

TWO-STADIUM DOUBLEHEADERS

The Mets and Yankees have previously met in a day-night, home-road doubleheader three times. The first historic doubleheader took place on July 8, 2000. Both New York teams played a regularly scheduled day game at Shea Stadium and then a played a night game at Yankee Stadium which was a re-scheduled contest from a rainout on June 11. The Yankees won both games by the same 4-2 score. According to Elias, it was the first day-night doubleheader taking place in different venues since September 7, 1903. On that day, the New York Giants played two games against the Brooklyn Superbas (later known as the Dodgers). The first game was played in the morning at Brooklyn's Washington Park with John McGraw's Giants winning, 6-4. Brooklyn won the second game at the Polo Grounds, 3-0. The other day-night, Shea-Yankee Stadium doubleheaders were on June 28, 2003 and June 27, 2008. In 2003, the day game took place at Yankee Stadium with the Yankees winning, 7-1. The night cap was at Shea and the Yankees prevailed, 9-8. In 2008, the final year of both Shea Stadium and Yankee Stadium, the Mets and Yankees played a day-night, cross-borough doubleheader. The Mets won the day game at Yankee Stadium, 15-6, and the Yankees took the night cap, 9-0, at Shea.

OAKLAND ATHLETICS (AL WEST)

2019 RECORD: 97-65 (2nd Place, AL West) | 1st Wild Card

2020 MANAGER: Bob Melvin



2019

OVERALL.....0-0
AT OAKLAND.....0-0
AT NEW YORK.....0-0

OVERALL

OVERALL.....10-6
AT OAKLAND.....2-3
AT NEW YORK.....8-3

POSTSEASON

OVERALL.....3-4



STADIUM:

Oakland Coliseum (35,067)

YEAR OPENED:

1968

ADDRESS:

7000 Coliseum Way
Oakland, CA 94621

PHONE:

(510) 638-4900

ALL-TIME SERIES RESULTS VS. OAKLAND

Year	Home	Road	Total	Year	Home	Road	Total	Year	Home	Road	Total
2005	0-0	1-2	1-2	2011	2-1	0-0	2-1	2017	2-1	0-0	2-1
2007	3-0	0-0	3-0	2014	1-1	1-1	2-2				

SERIES RECORDS

Longest Winning Streak, Mets

4 games, 6/16/05-6/24/07

Longest Winning Streak, A's

2 games, 2x, last - 6/25/14-8/19/14

Longest Game, Innings

13 inn, 6/22/11 (3-2 at New York)

Most Runs Scored, Mets

10, 2x, last - 6/24/14 (10-1 at New York)

Most Runs Scored, A's

8, 6/25/14 (5-8 at New York)

Most Runs Scored, Both Teams

15, 6/16/05 (9-6 at Oakland)

LAST SERIES SWEEP

3-Game Sweep, Mets

at New York:..... 6/22/07-6/24/07

at Oakland:None

SEATTLE MARINERS (AL WEST)

2019 RECORD: 68-94 (5th Place, AL West)

2020 MANAGER: Scott Servais



2019

OVERALL.....0-0
AT SEATTLE.....0-0
AT NEW YORK.....0-0

OVERALL

OVERALL.....5-10
AT SEATTLE.....3-6
AT NEW YORK.....2-4



STADIUM:

T-Mobile Park (47,476)

YEAR OPENED:

1999

ADDRESS:

1250 First Ave. South
Seattle, WA 98134

PHONE:

(206) 346-4000

ALL-TIME SERIES RESULTS VS. SEATTLE

Year	Home	Road	Total	Year	Home	Road	Total	Year	Home	Road	Total
2003	1-2	0-0	1-2	2008	1-2	0-0	1-2	2017	0-0	1-2	1-2
2005	0-0	0-3	0-3	2014	0-0	2-1	2-1				

SERIES RECORDS

Longest Winning Streak, Mets

3 games, 7/22/14-7/28/17

Longest Winning Streak, Mariners

7 games, 6/8/03-6/24/08

Longest Game, Innings

9 inn, 15x, last, 7/30/17
(1-9 at Seattle)

Most Runs Scored, Mets

8, 6/25/08 (8-2 at New York)

Most Runs Scored, Mariners

13, 6/8/03, G2, (1-13 at New York)

Most Runs Scored, Both Teams

16, 6/19/05 (5-11 at Seattle)

LAST SERIES SWEEP

3-Game Sweep, Mariners

at New York:..... None

at Seattle:6/17/05-6/19/05

TAMPA BAY RAYS (AL EAST)

2019 RECORD: 96-66 (2nd Place, AL East) | 2nd Wild Card

2020 MANAGER: Kevin Cash




2019

OVERALL..... 0-0
 AT TAMPA BAY 0-0
 AT NEW YORK 0-0

OVERALL

OVERALL..... 13-11
 AT TAMPA BAY 7-5
 AT NEW YORK 6-6



STADIUM:
 Tropicana Field (31,042)
YEAR OPENED:
 1998
ADDRESS:
 1 Tropicana Dr.
 St. Petersburg, FL 33705
PHONE:
 (727) 825-3137

ALL-TIME SERIES RESULTS VS. TAMPA BAY

Year	Home	Road	Total	Year	Home	Road	Total	Year	Home	Road	Total
1998	2-1	0-0	2-1	2001	0-0	1-2	1-2	2015	0-0	1-2	1-2
1999	0-0	2-1	2-1	2009	1-2	0-0	1-2	2018	1-2	0-0	1-2
2000	2-1	0-0	2-1	2012	0-0	3-0	3-0				

SERIES RECORDS

Longest Winning Streak, Mets
 4 games, 6/12/12-8/7/15
Longest Winning Streak, Rays
 3 games, 6/4/00-6/9/01
Longest Game, Innings
 11 inn, 6/9/98 (4-5 at New York)

Most Runs Scored, Mets
 11, 6/12/12 (11-2 at Tampa Bay)
Most Runs Scored, Rays
 15, 6/4/00 (5-15 at New York)
Most Runs Scored, Both Teams
 20, 6/4/00 (5-15 at New York)

LAST SERIES SWEEP

3-Game Sweep, Mets
 at New York: None
 at Tampa Bay: 6/12/12-6/14/12

TEXAS RANGERS (AL WEST)

2019 RECORD: 78-84 (3rd Place, AL West)

2020 MANAGER: Chris Woodward



2019

OVERALL..... 0-0
 AT TEXAS 0-0
 AT NEW YORK 0-0

OVERALL

OVERALL..... 10-6
 AT TEXAS 5-3
 AT NEW YORK 5-3



STADIUM:
 Globe Life Field (40,000)
YEAR OPENED:
 2020
ADDRESS:
 1000 Ballpark Way
 Arlington, TX 76011
PHONE:
 (817) 273-5222

ALL-TIME SERIES RESULTS VS. TEXAS

Year	Home	Road	Total	Year	Home	Road	Total	Year	Home	Road	Total
2003	0-0	2-1	2-1	2011	0-0	2-1	2-1	2017	1-1	1-1	2-2
2008	2-1	0-0	2-1	2014	2-1	0-0	2-1				

SERIES RECORDS

Longest Winning Streak, Mets
 3 games, 2x, last - 6/25/11-7/4/14
Longest Winning Streak, Rangers
 1 game, 6x, last - 8/9/17
Longest Game, Innings
 9 inn, 16x, last - 8/9/17
 (1-5 vs. Texas)

Most Runs Scored, Mets
 14, 6/25/11 (14-5 at Texas)
Most Runs Scored, Rangers
 10, 6/6/17 (8-10 at Texas)
Most Runs Scored, Both Teams
 19, 6/25/11 (14-5 at Texas)

LAST SERIES SWEEP

None



2019

OVERALL.....0-0
 AT TORONTO.....0-0
 AT NEW YORK.....0-0

OVERALL

OVERALL.....19-10
 AT TORONTO.....7-9
 AT NEW YORK.....12-1



STADIUM:

Rogers Centre (49,282)

YEAR OPENED:

1989

ADDRESS:

1 Blue Jays Way
 Toronto, ON M5V 1J1

PHONE:

(416) 341-1000

ALL-TIME SERIES RESULTS VS. TORONTO

Year	Home	Road	Total	Year	Home	Road	Total	Year	Home	Road	Total
1997	3-0	0-0	3-0	2000	0-0	2-1	2-1	2012	0-0	1-2	1-2
1998	0-0	1-2	1-2	2001	3-0	0-0	3-0	2015	2-0	0-2	2-2
1999	3-0	0-0	3-0	2006	0-0	2-1	2-1	2018	1-1	1-1	2-2

SERIES RECORDS

Longest Winning Streak, Mets.....6, 7/17/00-6/23/06
 Longest Winning Streak, Blue Jays.....2, four times, last, 5/16/18-7/3/18
 Largest Margin of Victory, Mets.....10, 5/15/18 (Mets-12, Blue Jays-2 at New York)
 Largest Margin of Victory, Blue Jays.....11, 5/16/18 (Blue Jays-12, Mets-1 at New York)
 Most Runs Scored, Mets.....12, 5/15/18 (Mets-12, Blue Jays-2 at New York)
 Most Runs Scored, Blue Jays.....15, 7/1/98 (Blue Jays-15, Mets-10 at Toronto)
 Most Runs Scored, Both Teams.....25, 7/1/98 (Blue Jays-15, Mets-10 at Toronto)
 Longest Game, Innings.....14 innings, 6/9/99 (Mets-4, Blue Jays-3 at New York)
 Shutouts By.....Mets: 3, Blue Jays: 2

SERIES SWEEPS

Last Two-Game Sweep, Mets.....At New York: 6/15/15-6/16/15. At Toronto: None
 Last Two-Game Sweep, Blue Jays.....At New York: None. At Toronto: 6/17/15-6/18/15
 Last Three-Game Sweep, Mets.....At New York: 7/15/01-7/17/01. At Toronto: None

METS FROM BOTH SIDES

The following Mets have hit home runs from both sides of the plate in one game:

Player Date
 Lee Mazzilli.....9/3/78 at Los Angeles
 Howard Johnson.....8/31/91 at Cincinnati
 Bobby Bonilla.....4/23/93 vs. San Diego
 Bobby Bonilla.....6/10/93 vs. Philadelphia
 Bobby Bonilla.....5/4/94 vs. San Francisco
 Todd Hundley.....6/18/94 at Florida
 Bobby Bonilla.....5/12/95 vs. Montreal
 Todd Hundley.....5/18/96 at San Francisco
 Todd Hundley.....6/10/96 vs. Atlanta
 Carl Everett.....4/20/97 vs. Chicago (G1)
 Todd Hundley.....5/5/97 vs. Colorado
 Todd Hundley.....7/30/97 vs. Cincinnati

Player Date
 Tony Clark.....8/3/03 vs. St. Louis
 José Reyes.....8/23/03 at Atlanta
 Carlos Beltrán.....7/30/06 at Atlanta
 José Reyes.....8/15/06 at Philadelphia
 Carlos Beltrán.....6/30/07 at Philadelphia
 Carlos Beltrán.....9/17/08 at Washington
 Carlos Beltrán.....9/26/10 at Philadelphia
 Carlos Beltrán.....5/12/11 at Colorado
 Asdrúbal Cabrera.....8/26/16 vs. Philadelphia
 Asdrúbal Cabrera.....4/10/18 at Miami
 José Reyes.....8/1/18 at Washington

WHEN WAS THE LAST TIME?

No-Hitter

Johan Santana, June 1, 2012 vs. St. Louis (Won, 8-0)

One-Hitter (Complete Game)

Jacob deGrom, July 17, 2016 at Philadelphia (Won, 5-0)

One-Hitter (Combined)

Matt Harvey (9.0), Bobby Parnell (1.0)
May 7, 2013 vs. Chicago-AL (Won, 1-0 in 10)

Two-Hitter (Complete Game)

Noah Syndergaard, September 2, 2018 at San Francisco (Won, 4-1)

Two-Hitter (Combined)

Noah Syndergaard (6.0), Jeurys Familia (1.0), Paul Sewald (1.0), August 22, 2019 vs. Cleveland Won 2-0

Opponent No-Hitter

Max Scherzer, October 3, 2015 vs. Washington (2nd game) Lost, 2-0

Opponent One-Hitter (Complete Game)

Julio Teheran, June 19, 2016 vs. Atlanta (Lost, 6-0)

Opponent One-Hitter (Combined)

Pablo Lopez (7.0), Tayron Guerrero (1.0), Adam Conley (1.0), May 18, 2019 at Miami (Lost, 0-2)

Opponent Two-Hitter (Combined)

Rick Porcello (5.0), Bobby Poyner (1.0), Steven Wright (1.0), Ryan Brasier (1.0), Craig Kimbrel (1.0), September 15, 2018 at Boston (Lost, 3-5)

Opponent Two-Hitter (Complete Game)

Sandy Alcantara, May 19, 2019 at Miami (Lost, 0-3)

Back-to-Back Shutouts (Individual)

Johan Santana, May 26, 2012 vs. San Diego (9-0) & June 1, 2012 vs. St. Louis (8-0)

Back-To-Back Shutouts (Team)

September 29, 2018 vs. Miami (Won, 1-0 in 13)

September 30, 2018 vs. Miami (Won, 1-0)

Mets Were Shut out in Back-to-Back Games

May 18, 2019 at Miami (Lost 2-0)

May 19, 2019 at Miami (Lost 3-0)

Inside-The-Park Home Run

Brandon Nimmo, June 18, 2018 at Colorado (off Tyler Anderson)

Opponent Inside-The-Park Home Run

Charlie Blackmon, July 16, 2017 vs. Colorado off Chasen Bradford

Met Pitcher to Give Up Back-to-Back Home Runs

Walker Lockett, September 29, 2019 vs. Atlanta (Adeiny Hechavarría & Adam Duvall)

Met Pitcher To Give Up Three Consecutive Home Runs

Jason Vargas, June 19, 2018 at Colorado (Nolan Arenado, Trevor Story and Ian Desmond)

Three Home Runs In A Game

Robinson Canó, July 23, 2019 vs. San Diego

Opponent Three Home Runs In A Game

Corey Seager, Los Angeles-NL, June 20, 2017 at Los Angeles

Four Home Runs - Team

September 3, 2019 at Washington, Lost, 11-10 (Joe Panik, Jeff McNeil, Brandon Nimmo and Pete Alonso)

Five Home Runs - Team

September 11, 2019 vs. Arizona, Won, 9-0 (Todd Frazier-2, Jeff McNeil-2 and Brandon Nimmo)

Six Home Runs - Team

September 12, 2019 vs. Arizona, Won, 11-1 (Juan Lagares-2, Todd Frazier, Robinson Canó, Tomás Nido and Michael Conforto)

Seven Home Runs - Team

April 11, 2017 at Philadelphia, Won 14-4 (Yoenis Céspedes-3, Asdrúbal Cabrera, Lucas Duda-2, Travis d'Arnaud)

Eight Home Runs - Team

August 24, 2015 at Philadelphia, Won, 16-7 (Wilmer Flores-2, David Wright, Juan Lagares, Travis d'Arnaud, Michael Cuddyer, Daniel Murphy, Yoenis Céspedes)

Back-to-Back Home Runs

September 12, 2019 vs. Arizona, Juan Lagares & Tomas Nido (5th inning) off Jimmie Sherfy

Back-to-Back-to-Back Home Runs

Carlos Delgado, David Wright, Paul Lo Duca, June 7, 2007 vs. Philadelphia (6th inning) off Cole Hamels

Three Home Runs In An Inning

September 17, 2019 at Colorado (6th inning), Won, 6-1, Amed Rosario, Brandon Nimmo and Pete Alonso.

Grand Slam

Amed Rosario, September 23, 2019 vs. Miami (6th inning) off Caleb Smith

Opponent Grand Slam

Jorge Alfaro, September 23, 2019 vs. Miami (2nd inning) off Steven Matz

Pinch-Hit Home Run

Luis Guillorme, August 10, 2019 vs. Washington (8th inning) off Fernando Rodney

Pinch-Hit Grand Slam

Kelly Johnson, August 27, 2016 vs. Philadelphia, off Michael Mariot

Home Run Each Side Of The Plate

José Reyes, August 1, 2018 at Washington

Walk-Off Home Run

Dominic Smith, September 29, 2019 vs. Atlanta (11th inning) off Grant Dayton

Walk-Off Home Run (Opponent)

Kurt Suzuki, September 3, 2019 at Washington (9th inning) off Edwin Díaz

Walk-Off Grand Slam

José Bautista, July 6, 2018 vs. Tampa Bay off Chaz Roe (Won, 5-1)

Walk-Off Grand Slam (Opponent)

Giancarlo Stanton at Miami, May 13, 2012 off Manny Acosta

Home Run to Lead Off a Game

Brandon Nimmo, September 16, 2019 at Colorado (off Tyler Anderson)

Hit For Cycle

Scott Hairston, April 27, 2012 at Colorado

Three Hits - Mets Pitcher

Steven Matz, June 28, 2015 vs. Cincinnati

Four RBI - Mets Pitcher

Noah Syndergaard, May 11, 2016 at Los Angeles-NL

Home Run - Mets Pitcher

Jacob deGrom, August 23, 2019 vs. Atlanta (off Mike Foltynewicz)

Grand Slam - Mets Pitcher

Jack Hamilton vs. St. Louis, May 20, 1967 off Al Jackson

Grand Slam - Opponents Pitcher

Jason Marquis, vs. Chicago-NL, September 22, 2008 off Jonathon Niese

Two Home Runs in a Game- Mets Pitcher

Noah Syndergaard, May 11, 2016, at Los Angeles-NL

Home Run by a Mets Pitcher Back-To-Back Games

Steven Matz, September 13, 2018 vs. Miami & September 18, 2018 at Philadelphia

Stolen Base by a Mets Pitcher

Jacob deGrom, August 4, 2017 vs. Los Angeles-NL

Mets Pitcher, Pinch-Hit

Steven Matz, August 23, 2019 vs. Atlanta (Groundout)

Steal of Home by a Mets Player

Eric Campbell, August 29, 2014 vs. Philadelphia

Opponent Steal of Home

Javier Baez, June 3, 2018 vs. Chicago-NL

Mets Turn Triple Play

August 24, 2014 at Los Angeles-NL, sixth inning (Eric Campbell, Daniel Murphy, Lucas Duda, Travis d'Arnaud), Batter: Matt Kemp

Opponent Turns a Triple Play

June 10, 2010 vs. San Diego (Game Two) (Chase Headley, Lance Zawadzki, Adrian Gonzalez) Batter: Ruben Tejada

Six-Run Inning

August 18, 2019 at Kansas City-7th inning (Won, 11-5)

Seven-Run Inning

September 12, 2018 vs. Miami-6th inning (Won, 13-0)

Eight-Run Inning

May 10, 2019 vs. Miami-1st inning (Won, 11-2)

Nine-Run Inning

August 15, 2018 at Baltimore-6th inning (Won, 16-5)

10-Run Inning

August 16, 2018 at Philadelphia-Game 1-5th inning (Won, 24-4)

11-Run Inning

July 16, 2006 at Chicago (NL)-6th inning (Won, 13-7)

12-Run Inning

April 29, 2016 vs. San Francisco-3rd inning (Won, 13-1)

Opponent Six-Run Inning

September 16, 2019 at Colorado-4th inning (Lost, 9-4)

Opponent Seven-Run Inning

September 3, 2019 at Washington-9th inning (Lost, 11-10)

Opponent Eight-Run Inning

August 26, 2018 vs. Washington-8th inning (Lost, 15-0)

Opponent Nine-Run Inning

May 2, 2010 at Philadelphia-4th inning (Lost, 11-5)

Opponent 10-Run Inning

April 16, 2019 at Philadelphia-1st inning (Lost, 14-3)

Opponent 11-Run Inning

April 27, 2012 at Colorado-5th inning (Lost, 18-9)

40TH ANNIVERSARY TEAM

In 2002, the Mets celebrated their 40th Anniversary by naming the All-Amazin' Team. This legendary group of Mets was voted on by the fans. The team was introduced on August 17, 2002. Below is the roster for the All-Amazin' Team:

Keith Hernandez.....	1B	Tom Seaver.....	RHP
Edgardo Alfonzo.....	2B	Jerry Koosman.....	LHP
Buddy Harrelson.....	SS	Roger McDowell.....	RHP
Howard Johnson.....	3B	John Franco.....	LHP
Mike Piazza.....	C	Ed Kranepool.....	PH
Lenny Dykstra.....	OF	Rusty Staub.....	PH
Darryl Strawberry.....	OF	Gil Hodges.....	Manager
Mookie Wilson.....	OF		

LAST TIME A METS PITCHER...

HOME RUNS

Allowed Four Home Runs

8/15/19, Drew Gagnon
Mets 10, Braves 8

Allowed Five Home Runs

5/4/63, Roger Craig
Giants 17, Mets 4 vs. San Francisco

RUNS

Allowed Eight Runs

4/16/19, Steven Matz
Phillies 14, Mets 3 at Philadelphia

Allowed Nine Runs

6/11/19-Game 1, Zack Wheeler
Yankees 12, Mets 5 at Yankee Stadium

Allowed 10 Runs

8/28/19, Noah Syndergaard
Cubs 10, Mets 7 at New York

Allowed 11 Runs (Franchise Record)

8/26/62, Craig Anderson
Dodgers 16, Mets 5 at New York,
6/3/67 (G1), Jack Fisher
Giants 11, Mets 2 at San Francisco
8/15/06, Orlando Hernandez
Phillies 11, Mets 4 at Philadelphia

HITS

Allowed 12 Hits

8/13/19, Zack Wheeler
Braves 5, Mets 3 at Atlanta

Allowed 13 Hits

8/18/16, Jacob deGrom
Giants 10, Mets 7 at San Francisco

Allowed 14 Hits

7/24/96, Jason Isringhausen,
Rockies 7, Mets 6 at Colorado

Allowed 15 Hits

5/25/76, Tom Seaver,
Phillies 8, Mets 4 at Philadelphia

SHORTEST START FOR CURRENT METS PITCHERS

Jacob deGrom, 1.0 IP, 5/13/18 at Philadelphia
Chris Flexen, 3.0 IP, last, 7/8/18 vs. Tampa Bay
Robert Gsellman, 3.0 IP, 6/27/17 at Miami
Walker Lockett, 2.1 IP, 6/20/19 at Chicago-NL
Seth Lugo, 3.0 IP, last, 6/20/18 at Colorado
Steven Matz, 0.0 IP, 4/16/19 at Philadelphia
Corey Oswalt, 2.2 IP, last, 9/15/18 at Boston
Rick Porcello, 0.1 IP, 6/29/19 Boston vs. New York-AL
Marcus Stroman, 0.2 IP, 8/15/14 Toronto at Chicago-AL
Noah Syndergaard, 1.0 IP, 9/23/17 vs. Washington
Michael Wacha, 1.0 IP, 10/1/16 St. Louis vs. Pittsburgh

LONG RELIEF

5+ Inning Relief Appearances by Mets Since 1990

4/16/19, Drew Gagnon, 5.1
Phillies 14, Mets 3 at Philadelphia
5/19/12, Jeremy Hefner, 5.0
Blue Jays 2, Mets 0 at Toronto
5/20/10, Raul Valdes, 5.0
Mets 10, Nationals 7 at Washington
7/7/06, Darren Oliver, 5.0
Marins 7, Mets 3 at Shea
6/28/03 (G1), Pedro Feliciano, 5.0
Yankees 7, Mets 1 at Yankees
6/14/03, Jeremy Griffiths, 5.0
Angels 13, Mets 3 at Anaheim
6/8/03, Jeremy Griffiths, 5.0
Mariners 13, Mets 1 at Shea
4/22/03, Jae Weong Seo, 5.0
Astros 6, Mets 2 at Shea
4/9/97, Rick Reed, 5.0
Dodgers 3, Mets 2 at Los Angeles (14)
6/18/94, Doug Linton, 5.1
Mets 11, Marlins 3 at Florida
8/1/92 (G2), Tom Filer, 5.2
Cubs 6, Mets 1 at Chicago
8/1/92 (G1), Pete Schourek, 5.0
Mets 3, Cubs 0 at Chicago
6/25/92, Paul Gibson, 5.0
Cubs 9, Mets 2 at Chicago
6/28/91, Pete Schourek, 5.0
Phillies 6, Mets 2 at Philadelphia

Last 6+ Inning Relief Appearance

9/19/01, Dicky Gonzalez, 6.0
Mets 9, Pirates 2 at Shea

Last 7+ Inning Relief Appearance

6/8/13, Shaun Marcum, 8.0
Marlins 2, Mets 1 at New York (20)

ALL-TIME PINCH-HIT HOME RUNS

1962 (9)	Bouchee-2, Coleman-2, Throneberry-2 Hickman, Mantilla, Woodling	1994 (3)	Hundley, Orsulak, McReynolds
1963 (2)	Hicks, Thomas	1995 (5)	C. Jones-3, Hundley, Orsulak
1964 (2)	Elliot, Thomas	1996 (3)	Roberson, Petagine, Baerga
1965 (5)	Swoboda-2, Hickman, Lewis, C. Smith	1997 (11)	M. Franco-3, Huskey-2, Ochoa-2, Gilbert, Everett, McRae, Gilkey
1966 (9)	Hiller-2, Swoboda-2, Hickman, Kranepool, Murphy, Stephenson, Taylor	1998 (4)	M. Franco, Hundley, Piazza, Tatum
1967 (1)	Buchek	1999 (2)	M. Franco, Allensworth
1968 (4)	Charles-3, Shamsky	2000 (7)	Agbayani, Piazza, Pratt, Ventura, Johnson, Hamilton, Trammell
1969 (1)	Dyer	2001 (1)	Perez
1970 (4)	Marshall-2, Clendenon, Swoboda	2002 (6)	Piazza, Wigginton, Valentin, Johnson, Tarasco, Payton
1971 (1)	Marshall	2003 (3)	Clark-2, Cedeno
1972 (0)	None	2004 (6)	Valent-3, Williams, V. Wilson, Zeile
1973 (2)	Boswell-2	2005 (5)	Anderson, Daubach, Offerman, Woodward, Jacobs
1974 (2)	Boswell, Kranepool	2006 (3)	Franco, Marrero, Ledee
1975 (3)	Garrett-2, Grote	2007 (3)	Anderson, Newhan, Easley
1976 (4)	Ayala, Baldwin, Boisclair, Mazzilli	2008 (4)	Anderson, Chavez, Easley, Murphy
1977 (4)	Boisclair, Hodges, Kranepool, Torre	2009 (5)	Tatis-2, Sheffield, Santos, Murphy
1978 (6)	Henderson-3, Kranepool-3	2010 (3)	Tatis, Hessman, Carter
1979 (1)	Norman	2011 (8)	Hairston-3, Evans, Duda, Martinez, Murphy, Pascucci
1980 (4)	Norman-2, Henderson, Moreno	2012 (10)	Valdespin-5, Hairston-3, Cedeno-2
1981 (2)	Cubbage, Jorgensen	2013 (4)	Brown-2, Valdespin, Satin
1982 (3)	Jorgensen, Rajsich, Staub	2014 (3)	Davis, Duda, C. Young
1983 (12)	Heep-4, Staub-3, Bradley-2, Foster, Jorgensen, Kingman	2015 (4)	Lagares, Nieuwenhuis, Johnson, Uribe
1984 (2)	Hodges, Staub	2016 (13)	Johnson (4), De Aza (2), Céspedes, Lagares, Rene Rivera, Granderson, Cabrera, Flores, Bruce
1985 (4)	Christensen, Hernandez, Johnson, Staub	2017 (6)	Flores-2, T. Rivera, Granderson, Cabrera, Smith
1986 (2)	Teufel-2	2018 (7)	Flores-2, Nimmo-2, Mesoraco-2, Cabrera
1987 (7)	Magadan-2, Mazzilli-2, Lyons, Teufel, Strawberry	2019 (9)	D. Smith-2, Alonso, J.D. Davis, R. Davis, Altherr, Hechavarría, McNeil, Guillorme
1988 (1)	Johnson		
1989 (5)	Carreon-4, Mazzilli		
1990 (4)	Teufel-2, Carreon, O'Malley		
1991 (8)	Carreon-3, Sasser-2, Hundley, Jefferies, McReynolds		
1992 (4)	Boston-3, Pecota		
1993 (2)	Walker, McKnight		

ALL-TIME PINCH-HIT HOME RUN LEADERS

Mark Carreon	8	Matt Franco	5
Ed Kranepool	6	Ron Swoboda	5
Rusty Staub	6	Tim Teufel	5
Scott Hairston	6	Danny Heep	4
Jordany Valdespin	6	Steve Henderson	4
Wilmer Flores	5	Todd Hundley	4
Kelly Johnson	5	Lee Mazzilli	4

ALL-TIME GRAND SLAMS

1962 (2)	Kanehl, Thomas	1995 (4)	Hundley-2 (1)*, Everett, Brogna
1963 (4)	Hickman-2, Harkness, Willey	1996 (0)	None
1964 (2)	Christopher, Hickman	1997 (6)	Everett-2, Hundley, Alfonzo, McRae, Olerud
1965 (0)	None	1998 (1)	Piazza
1966 (2)	Bressoud, B. Taylor*	1999 (8)	Ventura-3, Olerud-2, Ordonez, McRae, Hamilton
1967 (2)	T. Davis, Hamilton	2000 (8)	Piazza-3, Agbayani*, Payton*, Pratt, Ventura, Zeile
1968 (1)	Shamsky	2001 (1)	Ventura
1969 (2)	C. Jones, Swoboda	2002 (2)	Piazza-2
1970 (2)	D. Marshall, Swoboda	2003 (3)	Floyd, Reyes, Burnitz
1971 (3)	Agee, Boswell, D. Marshall	2004 (1)	Floyd
1972 (2)	Agee, Staub	2005 (4)	Wright-2, Mientkiewicz, Floyd
1973 (5)	Milner-2, Staub-2, Grote	2006 (10)	Beltrán-3, Valentin-2, Wright-2, Floyd, Reyes, Delgado
1974 (0)	None	2007 (0)	None
1975 (2)	Kingman, Staub	2008 (4)	Delgado-2, Beltrán, Church
1976 (3)	Milner-3	2009 (4)	Tatis-2, Santos, Pagan
1977 (2)	Henderson, Stearns	2010 (0)	None
1978 (2)	Henderson*, Mazzilli	2011 (3)	Bay-2, Beltrán
1979 (0)	None	2012 (4)	Bay, Hairston, Davis, Nickeas
1980 (1)	Jorgensen	2013 (4)	Cowgill, Buck, Valdespin, Byrd
1981 (2)	Kingman-2	2014 (3)	Davis*, Flores, Teagarden
1982 (1)	Hodges	2015 (3)	Flores, Céspedes, Duda
1983 (2)	Foster-2	2016 (7)	Céspedes (2), Granderson, Ruggiano, Flores, Johnson, Cabrera
1984 (1)	Chapman	2017 (4)	Bruce, Céspedes, Granderson, Flores
1985 (6)	Carter-2, Strawberry-2, Foster, Johnson	2018 (8)	Bruce-2, J. Bautista-2, Céspedes, González, Frazier, Plawecki
1986 (4)	Foster, Teufel*, Carter, Strawberry	2019 (6)	Rosario-2, Conforto, Frazier, Lagares, Ramos
1987 (7)	Johnson-2, Teufel, Dykstra, Lyons, Hernandez, Carter		
1988 (3)	McReynolds-2, Hernandez		
1989 (1)	McReynolds		
1990 (5)	McReynolds, Marshall, Johnson Sasser, Strawberry		
1991 (4)	Boston, Brooks, Johnson, McReynolds		
1992 (3)	Murray-2, Bonilla		
1993 (4)	Gallagher, Hundley, Burnitz, Kent		
1994 (3)	Thompson, Orsulak*, Kent		

*pinch-hit

ALL-TIME GRAND SLAM LEADERS

Mike Piazza	6
YOENIS CÉSPEDES	5
Howard Johnson	5
Kevin McReynolds	5
John Milner	5
Robin Ventura	5
Carlos Beltran	5

David Wright	4
Wilmer Flores	4
Darryl Strawberry	4
Todd Hundley	4
Gary Carter	4
Cliff Floyd	4
George Foster	4

BEST/WORST HOMESTAND/ROAD TRIPS

BEST HOMESTANDS (minimum 7 games)

Dates	Opponents	W-L	Pct.
4/13/15-4/23/15	Philadelphia, Atlanta, Miami	10-0	1.000
4/19/10-4/28/10	Chicago - NL, Atlanta, Los Angeles - NL	9-1	.900
9/12/88-9/22/88	Pittsburgh, Chicago - NL, Montreal, Philadelphia	9-1	.900
8/16/69-8/24/69	San Diego, San Francisco, Los Angeles - NL	9-1	.900
8/18/06-8/28/06	Colorado, St. Louis, Philadelphia	8-1	.889
7/25/00-8/2/00	Montreal, St. Louis, Cincinnati	8-1	.889
9/5/69-9/11/69	Philadelphia, Chicago - NL, Montreal	8-1	.889
5/27/69-6/4/69	San Diego, San Francisco, Los Angeles - NL	7-1	.875
8/5/19-8/11/19	Miami, Washington	6-1	.857
5/20/19-5/26/19	Washington, Detroit	6-1	.857
5/19/98-5/24/98	Cincinnati, Milwaukee	6-1	.857
6/19/97-6/25/97	Pittsburgh, Atlanta	6-1	.857
6/9/86-6/15/86	Philadelphia, Pittsburgh	6-1	.857
8/9/85-8/15/85	Chicago - NL, Philadelphia	6-1	.857
6/28/76-7/4/76	St. Louis, Chicago - NL	6-1	.857
8/26/74-9/1/74	Houston, Atlanta	6-1	.857
9/19/73-9/26/73	Pittsburgh, Montreal	6-1	.857

WORST HOMESTANDS (minimum 7 games)

Dates	Opponents	W-L	Pct.
9/18/79-9/23/79	Chicago - NL, Montreal, St. Louis	0-9	.000
5/30/62-6/6/62	Los Angeles - NL, San Francisco	0-7	.000
8/3/65-8/8/65	Pittsburgh, Chicago - NL	0-7	.000
6/8/65-6/13/65	San Francisco, Los Angeles - NL	0-7	.000
8/23/04-9/2/04	San Diego, Los Angeles - NL, Florida	1-10	.091
5/31/18-6/10/18	Chicago-NL, Baltimore, New York-AL	1-8	.111
9/8/11-9/15/11	Atlanta, Chicago (NL), Washington	1-8	.111
8/20/79-8/29/79	Houston, Cincinnati, Atlanta	1-8	.111
6/19/64-6/25/64	Philadelphia, Pittsburgh	1-7	.125
5/28/76-6/3/76	St. Louis, Pittsburgh, Chicago - NL	1-7	.125
4/18/17-4/27/17	Philadelphia, Washington, Atlanta	1-7	.125

BEST ROAD TRIPS (minimum 7 games)

Dates	Opponents	W-L	Pct.
7/1/91-7/7/91	Montreal, Philadelphia	7-0	1.000
7/4/85-7/14/85	Atlanta, Cincinnati, Houston	10-1	.909
6/5/06-6/15/06	Los Angeles - NL, Arizona, Philadelphia	9-1	.900
9/3/01-9/19/01	Philadelphia, Florida, Pittsburgh	9-1	.900
4/24/86-5/4/86	St. Louis, Atlanta, Cincinnati	9-1	.900
8/18/15-8/27/15	Baltimore, Colorado, Philadelphia	8-1	.889
8/18/86-8/27/86	Los Angeles - NL, San Francisco, San Diego	8-1	.889
4/22/88-5/1/88	St. Louis, Atlanta, Cincinnati	7-1	.875
9/24/79-9/30/79	Chicago - NL, St. Louis	7-1	.875
9/6/76-9/14/76	Chicago - NL, St. Louis, Pittsburgh	7-1	.875
8/12/08-8/18/08	Washington, Pittsburgh	6-1	.857
6/4/84-6/10/84	Pittsburgh, Montreal	6-1	.857
9/12/69-9/18/69	Pittsburgh, Chicago, Atlanta	6-1	.857

WORST ROAD TRIPS (minimum 7 games)

Dates	Opponents	W-L	Pct.
8/9/91-8/18/91	Chicago - NL, St. Louis, Pittsburgh	0-10	.000
8/7/82-8/24/82	Cincinnati, Atlanta, Houston	0-9	.000
8/24/77-8/31/77	Cincinnati, Atlanta, Houston	0-7	.000
6/28/63-7/4/63	Pittsburgh, Chicago-NL	0-7	.000
8/29/80-9/9/80	San Francisco, Los Angeles-NL, San Diego, Montreal	1-11	.083
6/30/77-7/7/77	Montreal, Philadelphia	1-8	.111
7/19/63-8/4/63	Philadelphia, San Francisco, Houston, LA, Milwaukee	2-14	.125
6/17/15-6/25/15	Toronto, Atlanta, Milwaukee	1-7	.125
5/20/77-5/29/77	Cincinnati, Pittsburgh, Philadelphia	1-7	.125
7/15/65-7/21/65	St. Louis, Milwaukee, Pittsburgh	1-7	.125

METS FIELDING RECORDS

TRIPLE PLAYS

The Mets have turned 11 triple plays (all listed below) in team history. New York has hit into 10 triple plays in its history. The most recent occurred on June 10, 2010 vs. San Diego (Game Two) when Rubén Tejada grounded out to third baseman Chase Headley who stepped on third and threw to second baseman Lance Zawadzki, who stepped on second and threw to first baseman Adrián González.

May 30, 1962 vs. Los Angeles (NL) (G2)

Chacon (ss)-Mantilla (2b)-Hodges (1b)
Batter: Willie Davis

May 31, 1964 vs. San Francisco (G2)

McMillan (ss)-Kranepool (1b)
Batter: Orlando Cepeda

April 15, 1965 vs. Houston

Lewis (rf)-Cannizzaro (c)-McMillan (ss)
Batter: Jimmy Wynn

September 28, 1966 vs. Chicago (NL)

Bressoud (3b)-Hiller (2b)-Hickman (1b)
Batter: Joe Amalfitano

August 3, 1982 at Chicago (NL)

Bailor (ss)-Backman (2b)-Kingman (1b)
Batter: Larry Bowa

September 29, 1982 vs. Chicago (NL)

Giles (2b)-Staub (1b)
Batter: Keith Moreland

June 6, 1989 at Chicago (NL)

Magadan (1b)-Elster (ss)
Batter: Vance Law

August 5, 1998 vs. San Francisco

Olerud (1b)-Ordoñez (ss)-Olerud (1b)-Pratt (c)
Batter: J.T. Snow

May 17, 2002 at San Diego

Alfonzo (3b)-Alomar (2b)-Vaughn (1b).
Batter: Wiki Gonzalez

May 19, 2010 at Washington

Pagan (cf)-Blanco (c)-Reyes (ss)-Davis (1b).
Batter: Cristian Guzman

August 24, 2014 at Los Angeles-NL

Campbell (3b)-Murphy (2b)-Duda (1b)-d'Arnaud (c)
Batter: Matt Kemp

FIELDING BESTS

Below is the highest fielding percentage by position for a season, minimum 100 games.

Pos	Player	Year	G	PO	A	E	Pct.
1B	Dave Magadan	1990	113	830	71	2	.998
	Ed Kranepool	1971	108	786	61	2	.998
	Rico Brogna	1995	131	1112	93	3	.998
2B	Ken Boswell	1970	101	204	244	2	.996
SS	Rey Ordoñez	1999	154	220	416	4	.994
3B	Robin Ventura	1999	160	123	320	9	.980
OF	Lenny Dykstra	1988	112	270	3	1	.996
C	Mike Piazza	2000	124	862	38	3	.997
	Mike Piazza	2005	101	617	40	2	.997
P	Tom Glavine	2005	33	12	43	0	1.000

(Pitchers based on most chances accepted)



POSTSEASON

1969 LEAGUE CHAMPIONSHIP SERIES

ATLANTA



ATLANTA BRAVES vs. NEW YORK METS METS WON SERIES, 3-0



In the club's first ever trip to the postseason, the Mets swept the best-of-five series vs. Atlanta, three games to none.

In Game 1, trailing, 5-4, in the top of the eighth, New York rallied for five runs and a 9-5 win. Tom Seaver struggled, allowing five runs in 7.0 innings, but earned the victory.


In Game 2, two-run home runs by Tommie Agee, Ken Boswell and Cleon Jones lifted the Mets to an 11-6 win.

In front of 54,195 fans at Shea, New York advanced to the World Series with a 7-4 victory in Game 3. The lead changed hands three times before Wayne Garrett's two-run home run in the bottom of the fifth put the Mets ahead, 5-4. Nolan Ryan hurled 7.0 innings to pick up the win and complete the sweep.

Boswell hit .333 with two home runs and five RBI, while Agee batted .357 with two home runs and four RBI. Hank Aaron cracked a home run in each game and drove in seven runs for the Braves.



A jubilant Mets clubhouse celebrates after the World Series victory.



Nolan Ryan tossed 7.0 innings in Game 3 to help the Mets finish off the sweep.

NY **SERIES STATISTICS** A

PLAYER	AVG	G	AB	H	2B	3B	HR	RBI
Agee, of	.357	3	14	5	1	0	2	4
Boswell, 2b	.333	3	12	4	0	0	2	5
Garrett, 3b	.385	3	13	5	2	0	1	3
Gaspar, of	.000	3	0	0	0	0	0	0
Gentry, p	.000	1	0	0	0	0	0	0
Grote, c	.167	3	12	2	1	0	0	1
Harrelson, ss	.182	3	11	2	1	1	0	3
Jones, of	.429	3	14	6	2	0	1	4
Koosman, p	.000	1	2	0	0	0	0	0
Kranepool, 1b	.250	3	12	3	1	0	0	1
Martin, ph	.500	2	2	1	0	0	0	2
Ryan, p	.500	1	4	2	0	0	0	0
Seaver, p	.000	1	3	0	0	0	0	0
Shamsky, of	.538	3	13	7	0	0	0	1
Weis, 2b	.000	3	1	0	0	0	0	0
TOTALS	.327		113	37	8	1	6	24

PITCHER	W-L	ERA	G	SV	IP	ER	SO
Gentry	0-0	9.00	1	0	2.0	2	1
Koosman	0-0	11.57	1	0	4.2	6	5
McGraw	0-0	0.00	1	1	3.0	0	1
Ryan	1-0	2.57	1	0	7.0	2	7
Seaver	1-0	6.43	1	0	7.0	5	2
Taylor	1-0	0.00	2	1	3.1	0	4
TOTALS	3-0	5.00		2	27.0	15	20

GAME 1
SATURDAY, OCTOBER 4

METS	0	2	0	0	0	5	0	—	9	10	1
BRAVES	0	1	2	0	1	0	0	—	5	10	2

WP: Seaver (1-0), LP: Niekro (0-1). SV: Taylor (1)
 E-Boswell, Cepeda, Gonzalez. DP-New York-0; Atlanta-2.
 2B-Carty, Millan, Gonzalez, H. Aaron, Garrett, Lum. 3B-Harrelson.
 HR-Gonzalez (1), H. Aaron (1). SB-Cepeda (1), Jones (1). SF-Boyer.
 Time-2:37. Attendance-50,122.

GAME 3
MONDAY, OCTOBER 6

BRAVES	2	0	0	0	0	0	0	—	4	8	1
METS	0	0	1	2	3	1	0	0	X	—	7
											14
											0

WP: Ryan (1-0), LP: Jarvis (0-1). SV: None
 E-Millan. DP-Atlanta-1; New York-0. 2B-Cepeda, Agee, H. Aaron,
 Kranepool, Jones, Grote. HR-H. Aaron (3), Agee (2), Boswell (2),
 Cepeda (1), Garrett (1). S-Harrelson.
 Time-2:24. Attendance-54,195.

GAME 2
SUNDAY, OCTOBER 5

METS	1	3	2	2	1	0	0	—	11	13	1
BRAVES	0	0	0	1	5	0	0	—	6	9	3

WP: Taylor (1-0), LP: Reed (0-1). SV: McGraw (1)
 E-Harrelson, Cepeda, Boyer, Gonzalez. DP-New York-2;
 Atlanta-0. 2B-Harrelson, Garrett, Jones, Cepeda, Carty. HR-Agee
 (1), H. Aaron (1), Jones (1), Boswell (1).
 SB-Garrett (1), Agee 2(2), Jones (2).
 Time-3:10. Attendance-50,270.



The Mets line up for the national anthem prior to their first World Series home game in franchise history.

1969 WORLD SERIES



BALTIMORE ORIOLES vs. NEW YORK METS

METS WON SERIES, 4-1



The New York Mets entered the 1969 World Series as heavy underdogs against Baltimore. After falling in Game 1, the Amazins' rattled off four straight wins to earn their first championship, just eight years after the franchise was born.

In Game 1, Baltimore's leadoff batter Don Buford smacked a home run off Tom Seaver. Mike Cuellar and the Orioles went on to a 4-1 triumph.

In Game 2, Jerry Koosman tossed 6.0 no-hit innings before Paul Blair singled to lead off the seventh. With the game tied, 1-1, in the ninth, Ed Charles, Jerry Grote and Al Weis strung together consecutive two-out singles to give New York a 2-1 lead. Koosman retired the first two batters in the ninth, before walking the next two. Ron Taylor got the final out, retiring Brooks Robinson to even the series at one game.

A raucous Shea crowd of 56,335 watched the Mets shut out Baltimore, 5-0 in Game 3. Tommie Agee hit a leadoff home run off Jim Palmer, the only leadoff home run the Hall of Famer would ever allow, to put the Mets on the board early. In the fourth, the Orioles threatened, with runners at the corners and two outs, when Agee made a running, backhanded catch at the warning track in left-center to rob Elrod Hendricks. In the seventh, Baltimore loaded the bases with two outs and Blair laced a high drive to right-center. Agee, running full tilt, caught the ball sprawling on the warning track. Agee had made two of the greatest World Series catches ever, just three innings apart.

In Game 4, Seaver out-dueled Cuellar in a thrilling 10-inning, 2-1, victory. Donn Clendenon belted a solo home run in the second to give the Mets a 1-0 lead, which would hold up until the ninth. The Orioles put runners at first and third with one out, Brooks Robinson laced a sinking line drive to right-center. Ron Swoboda made a full length, diving catch. The tying run scored, but the brilliant catch prevented further damage. In the bottom of the 10th, with runners at first and second and nobody out, J.C. Martin pinch-hit for Seaver. Martin dropped a bunt down and Orioles' pitcher Pete Richert fielded the ball, but his throw hit Martin and the ball caromed into rightfield allowing Rod Gaspar to score from second. The Mets were one win away from their first title, while Baltimore argued that Martin was outside the basepath.

The unthinkable occurred on October 16, 1969 at Shea. Behind a 5-3 victory, New York's lovable losers were champions. The Orioles led 3-0 early, but home runs by Clendenon and Weis tied the game. In the eighth, Swoboda gave the Mets the lead with an RBI double. Koosman induced future Mets Manager Davey Johnson to fly out to Cleon Jones in leftfield for the final out. Clendenon (Sport Magazine) and Weis (BBWAA) were the Series MVPs.



NY		SERIES STATISTICS										OR
PLAYER	AVG	G	AB	H	2B	3B	HR	RBI				
Agee, of	.167	5	18	3	0	0	1	1				
Boswell, 2b	.333	1	3	1	0	0	0	0				
Charles, 3b	.133	4	15	2	1	0	0	0				
Clendenon, 1b	.357	4	14	5	1	0	3	4				
Dyer, ph	.000	1	1	0	0	0	0	0				
Garrett, 3b	.000	2	1	0	0	0	0	0				
Gaspar, of	.000	3	2	0	0	0	0	0				
Gentry, p	.333	1	3	1	1	0	0	2				
Grote, c	.211	5	19	4	2	0	0	1				
Harrelson, ss	.176	5	17	3	0	0	0	0				
Jones, of	.158	5	19	3	1	0	0	0				
Koosman, p	.143	2	7	1	0	0	0	0				
Kranepool, 1b	.250	1	4	1	0	0	1	1				
Martin, ph	.000	1	0	0	0	0	0	0				
Seaver, p	.000	2	4	0	0	0	0	0				
Shamsky, of	.000	3	6	0	0	0	0	0				
Swoboda, of	.400	4	15	6	1	0	1	1				
Weis, 2b	.455	5	11	5	0	0	1	3				
TOTALS	.220		159	35	8	0	6	13				
PITCHER	W-L	ERA	G	SV	IP	ER	SO					
Cardwell	0-0	0.00	1	0	1.0	0	0					
Gentry	1-0	0.00	1	0	6.2	0	4					
Koosman	2-0	2.04	2	0	17.2	4	9					
Ryan	0-0	0.00	1	1	2.1	0	3					
Seaver	1-1	3.00	2	0	15.0	5	9					
Taylor	0-0	0.00	2	1	2.1	0	3					
TOTALS	4-1	1.80		2	45.0	9	28					

GAME 1
SATURDAY, OCTOBER 11

METS	000	000	100	—	1	6	1
ORIOLES	100	300	00X	—	4	6	0

WP: Cuellar (1-0), LP: Seaver (0-1), SV: None
 E-Weis. DP-New York-0; Baltimore-1. 2B-Clendenon, Buford. HR-Buford (1). SF-Weis.
 Time-2:13. Attendance-50,429.

GAME 2
SUNDAY, OCTOBER 12

METS	000	100	001	—	2	6	0
ORIOLES	000	000	100	—	1	2	0

WP: Koonsman (1-0), LP: McNally (0-1), SV: Taylor (1)
 2B-Charles. HR-Clendenon (1), SB-Blair (1).
 Time-2:20. Attendance-50,850.

GAME 3
TUESDAY, OCTOBER 14

ORIOLES	000	000	000	—	0	4	1
METS	120	001	01X	—	5	6	0

WP: Gentry (1-0), LP: Palmer (0-1), SV: Ryan (1)
 E-Palmer. 2B-Gentry, Grote. HR-Agee (1), Kranepool (1), S-Garrett.
 Time-2:23. Attendance-56,335.

GAME 4
WEDNESDAY, OCTOBER 15

ORIOLES	000	000	001	0—	1	6	1
METS	010	000	000	1—	2	10	1

WP: Seaver (1-1), LP: Hall (0-1), SV: None
 E-Richert, Garrett. DP-Baltimore-3; New York-0. 2B-Grote. HR-Clendenon (2). S-Martin. SF-B. Robinson.
 Time-2:33. Attendance-57,367.



A jubilant Jerry Koosman leaps into the arms of catcher Jerry Grote after the final out of the 1969 World Series in Game 5 vs. Baltimore.

GAME 5
THURSDAY, OCTOBER 16

ORIOLES	003	000	000	—	3	5	2
METS	000	002	12X	—	5	7	0

WP: Koonsman (2-0), LP: Watt (0-1), SV: None
 E-Powell, Watt. 2B-Koonsman, Jones, Swoboda. HR-McNally (1), F. Robinson (1), Clendenon (3), Weis (1). SB-Agee (1).
 Time-2:14. Attendance-57,397.



Mets fans celebrate on the field at Shea Stadium after the final out of the 1969 World Series.

1973 LEAGUE CHAMPIONSHIP SERIES



CINCINNATI REDS vs. NEW YORK METS

METS WON SERIES, 3-2



Bud Harrelson and Pete Rose start a bench-clearing brawl in Game 3 of the 1973 NLCS.

New York captured its second pennant in five years with a thrilling five-game series win over Cincinnati.

In Game 1, Pete Rose and Johnny Bench each belted home runs to upend Tom Seaver and the Mets, 2-1. Seaver allowed six hits and fanned a NLCS record 13 batters in the losing effort.

Jon Matlack was brilliant in Game 2, tossing a two-hitter to win, 5-0. Rusty Staub's home run in the fourth was the only run of the game until New York plated four in the ninth, two scoring on Jerry Grote's single.

The Mets scored nine runs in the first four innings en route to a 9-2 victory at Shea in Game 3. Staub cracked a solo home run in the first and a three-run shot in the second. The game featured an infamous fight between Pete Rose and Buddy Harrelson after Rose slid hard into second base attempting to break up a double play. After the bench-clearing brawl, Jerry Koosman continued to dominate the Reds.

Rose got his revenge with a 12th inning home run in Game 4 to give the Reds a 2-1 victory and send the series to a fifth and deciding game.

Ed Kranepool gave New York a 2-0 lead in the first with a two-run single in Game 5 in front of 50,323 fans at Shea. After Cincinnati tied the game 2-2 in the top of the fifth, the Mets exploded for four runs in the bottom of that frame. Cleon Jones, Willie Mays, Don Hahn and Harrelson each collected an RBI. Seaver and Tug McGraw held the Reds at bay as New York advanced to face Oakland in the World Series.



SERIES STATISTICS



PLAYER	AVG	G	AB	H	2B	3B	HR	RBI
Boswell, ph	.000	1	1	0	0	0	0	0
Garrett, 3b	.087	5	23	2	1	0	0	1
Grote, c	.211	5	19	4	0	0	0	2
Hahn, of	.235	5	17	4	0	0	0	1
Harrelson, ss	.167	5	18	3	0	0	0	2
Jones, of	.300	5	20	6	2	0	0	3
Koosman, p	.500	1	4	2	0	0	0	1
Kranepool, of	.500	1	2	1	0	0	0	2
Matlack, p	.000	1	2	0	0	0	0	0
Mays, of	.333	1	3	1	0	0	0	1
McGraw, p	.000	2	1	0	0	0	0	0
Millan, 2b	.316	5	19	6	0	0	0	2
Milner, 1b	.176	5	17	3	0	0	0	1
Seaver, p	.333	2	6	2	2	0	0	1
Staub, of	.200	4	15	3	0	0	3	5
Stone, p	.000	1	1	0	0	0	0	0
TOTALS	.220	168	37	5	0	3	22	

PITCHER	W-L	ERA	G	SV	IP	ER	SO
Koosman	1-0	2.00	1	0	9.0	2	9
Matlack	1-0	0.00	1	0	9.0	0	9
McGraw	0-0	0.00	2	1	5.0	0	3
Parker	0-1	9.00	1	0	1.0	1	0
Seaver	1-1	1.62	2	0	16.2	3	17
Stone	0-0	1.35	1	0	6.2	1	4
TOTALS	3-2	1.33	1	47.1	7	42	



Rusty Staub hit three of his four postseason home runs in the NLCS to help the Mets advance to the World Series.

GAME 1
SATURDAY, OCTOBER 6

METS	0	1	0	0	0	0	0	0	0	—	1	3	0
REDS	0	0	0	0	0	0	0	1	1	—	2	6	0

WP: Borbon (1-0), LP: Seaver (0-1). SV: None
 DP-New York-0; Cincinnati-1. 2B-Seaver, Bench, Driessen.
 HR-Rose (1), Bench (1). S-Millan, Billingham.
 Time-2:00. Attendance-53,431.

GAME 2
SUNDAY, OCTOBER 7

METS	0	0	0	1	0	0	0	4	—	5	7	0
REDS	0	0	0	0	0	0	0	0	—	0	2	0

WP: Matlack (1-0), LP: Gullett (0-1). SV: None
 DP-New York-0; Cincinnati-1. HR-Staub (1). S-Gullett, Matlack.
 Time-2:19. Attendance-54,041.

GAME 3
MONDAY, OCTOBER 8

REDS	0	0	2	0	0	0	0	0	—	2	8	1
METS	1	5	1	2	0	0	0	X	—	9	11	1

WP: Koosman (1-0), LP: Grimsley (0-1). SV: None
 E-Kosco, Garrett. DP-Cincinnati-0; New York-1. 2B-Jones, Bench.
 HR-Staub-2 (3), Menke (1). SF-Garrett.
 Time-2:48. Attendance-53,967.

GAME 4
TUESDAY, OCTOBER 9

REDS	0	0	0	0	0	0	1	0	0	0	1	—	2	8	0
METS	0	0	1	0	0	0	0	0	—	0	0	—	1	3	1

WP: Carroll (1-0), LP: Parker (0-1). SV: Borbon (1)
 E-McGraw. DP-Cincinnati-1; New York-2. HR-Perez (1), Rose (2).
 S-Morgan.
 Time-3:07. Attendance-50,786.


GAME 5
WEDNESDAY, OCTOBER 10

REDS	0	0	1	0	1	0	0	0	—	2	7	1	
METS	2	0	0	0	4	1	0	0	X	—	7	13	1

WP: Seaver (1-1), LP: Billingham (0-1). SV: McGraw (1)
 E-Jones, Driessen. 2B-Morgan, Griffey, Rose, Garrett, Jones,
 Seaver. S-Millan. SF-Driessen.
 Time-2:40. Attendance-50,323.



1973 Mets World Series press pin



Tom Seaver struck out an NLCS record 13 batters in Game 1 and came back in Game 5 to earn the win in the clincher.

1973 WORLD SERIES



OAKLAND A's vs. NEW YORK METS METS LOST SERIES, 4-3



New York lost its first ever postseason series, falling in a seven-game set to the Oakland Athletics.

In Game 1, the A's nipped the Mets, 2-1, despite managing just four hits off Jon Matlack and Tug McGraw. Second baseman Felix Millan's error in the third inning proved costly as Oakland's only two runs of the game would score in that inning.

New York evened the series with a 10-7, 12-inning victory in Game 2. Oakland scored two runs in the ninth to tie the game, 6-6, to force extra innings. Willie Mays singled home Bud Harrelson with the go-ahead run in the 12th, which would prove to be Mays' last hit in the majors.

The World Series returned to Shea and Wayne Garrett cracked a solo home run as the Mets jumped on top, 2-0 in the first inning of Game 3. Once again, Oakland rallied to tie the game in the eighth and scored in the 11th for a 3-2 victory.

The Mets tied the series at two games apiece with a 6-1 triumph in Game 4. Rusty Staub drove in five runs, with a three-run home run in the first and a two-run single in the fourth. Matlack allowed three hits in 8.0 innings to pick up the win.



Tug McGraw reacts after saving the Mets 2-0 Game 5 win.

SERIES STATISTICS

PLAYER	AVG	G	AB	H	2B	3B	HR	RBI
Beauchamp, ph	.000	4	4	0	0	0	0	0
Boswell, ph	1.000	3	3	3	0	0	0	0
Garrett, 3b	.167	7	30	5	0	0	2	2
Grote, c	.267	7	30	8	0	0	0	0
Hahn, of	.241	7	29	7	1	1	0	2
Harrelson, ss	.250	7	24	6	1	0	0	1
Hodges, ph	.000	1	0	0	0	0	0	0
Jones, of	.286	7	28	8	2	0	1	1
Koosman, p	.000	2	4	0	0	0	0	0
Kranepool, ph	.000	4	3	0	0	0	0	0
Martinez, pr	.000	2	0	0	0	0	0	0
Matlack, p	.250	3	4	1	0	0	0	0
Mays, of	.286	3	7	2	0	0	0	1
McGraw, p	.333	5	3	1	0	0	0	0
Millan, 2b	.188	7	32	6	1	1	0	1
Milner, 1b	.296	7	27	8	0	0	0	2
Seaver, p	.000	2	5	0	0	0	0	0
Staub, p	.423	7	26	11	2	0	1	6
Theodore, of	.000	2	2	0	0	0	0	0
TOTALS	.253	261	66	7	2	4	16	

PITCHER	W-L	ERA	G	SV	IP	ER	SO
Koosman	1-0	3.12	2	0	8.2	3	8
Matlack	1-2	2.16	3	0	16.2	4	11
McGraw	1-0	2.63	5	1	13.2	4	14
Parker	0-1	0.00	3	0	3.1	0	2
Sadecki	0-0	1.93	4	1	4.2	1	6
Seaver	0-1	2.40	2	0	15.0	4	18
Stone	0-0	0.00	2	1	3.0	0	3
TOTALS	3-4	2.22	3	65.0	16	62	

New York took a 3-2 series lead with a 2-0 win at Shea in front of 54,817 fans in Game 5. Jerry Koosman and McGraw shut out the A's on three hits.

Needing just one win in Oakland to capture their second championship, the Mets lost Game 6, 3-1 and Game Seven, 5-2. In Game 6, Reggie Jackson had two RBI doubles off Tom Seaver.

Four Oakland runs in the third inning on home runs by Bert Campaneris and Jackson in Game 7 broke the game open. Garrett, the tying run in the ninth, popped out to end the series and New York's dream.

GAME 1
SATURDAY, OCTOBER 13

METS	0 0 0	1 0 0	0 0 0	—	1 7 2
ATHLETICS	0 0 2	0 0 0	0 0 X	—	2 4 0

WP: Holtzman (1-0), LP: Matlack (0-1), SV: Knowles (1)
 E-Millan, Mays. DP-New York-0; Oakland-2. 2B-Holtzman, Jones.
 3B-Millan. SB-Campaneris (1). S-Matlack, Rudi.
 Time-2:26. Attendance-46,021.

GAME 2
SUNDAY, OCTOBER 14

METS	0 1 1	0 0 4	0 0 0	0 0 4	—	10 15 1
ATHLETICS	2 1 0	0 0 0	1 0 2	0 0 1	—	7 13 5

WP: McGraw (1-0), LP: Fingers (0-1), SV: Stone (1)
 E-Koosman, Bando, Tenace, Andrews-2, Knowles. DP-New
 York-1; Oakland-1. 2B-Rudi, Alou, Jackson, Johnson, Harrleson.
 3B-Bando, Campaneris, Jackson. HR-Jones (1), Garrett (1), SB-
 Campaneris (2), S-McGraw.
 Time-4:13. Attendance-49,151.

GAME 3
TUESDAY, OCTOBER 16

ATHLETICS	0 0 0	0 0 1	0 1 0	0 1 0	—	3 10 1
METS	2 0 0	0 0 0	0 0 0	0 0 0	—	2 10 2

WP: Lindblad (1-0), LP: Parker (0-1), SV: Fingers (1)
 E-Hunter, Millan-2. 2B-Rudi, Hahn, Bando, Tenace, Staub. HR-
 Garrett (2), SB-Campaneris (3), S-Bando, Millan.
 Time-3:15. Attendance-54,817.

GAME 4
WEDNESDAY, OCTOBER 17

ATHLETICS	0 0 0	1 0 0	0 0 0	—	1 5 1
METS	3 0 0	3 0 0	0 0 X	—	6 13 1

WP: Matlack (1-1), LP: Holtzman (1-1), SV: Sadecki (1)
 E-Green, Garrett. DP-Oakland-4; New York-0. HR-Staub (1).
 Time-2:41. Attendance-54,817.

GAME 5
THURSDAY, OCTOBER 18

ATHLETICS	0 0 0	0 0 0	0 0 0	—	0 3 1
METS	0 1 0	0 0 1	0 0 X	—	2 7 1

WP: Koosman (1-0), LP: Blue (0-1), SV: McGraw (1)
 E-Campaneris, Garrett. DP-Oakland-0; New York-1. 2B-Jones,
 Fosse. 3B-Hahn. S-Grote.
 Time-2:39. Attendance-54,817.

GAME 6
SATURDAY, OCTOBER 20

METS	0 0 0	0 0 0	0 1 0	—	1 6 2
ATHLETICS	1 0 1	0 0 0	0 1 X	—	3 7 0

WP: Hunter (1-0), LP: Seaver (0-1), SV: Fingers (2)
 E-Garrett, Hahn. DP-New York-1; Oakland-0. 2B-Jackson-2.
 SF-Alou.
 Time-2:07. Attendance-49,333.

GAME 7
SUNDAY, OCTOBER 21

METS	0 0 0	0 0 1	0 0 1	—	2 8 1
ATHLETICS	0 0 4	0 1 0	0 0 X	—	5 9 1

WP: Holtzman (2-1), LP: Matlack (1-2), SV: Knowles (2)
 E-Jones. DP-New York-0; Oakland-1. 2B-Holtzman, Millan, Staub.
 HR-Campaneris (1), Jackson (1).
 Time-2:37. Attendance-49,333.



Willie Mays recorded his last hit in the majors when he singled home Bud Harrelson in the 12th inning of Game 2.

1986 LEAGUE CHAMPIONSHIP SERIES



HOUSTON ASTROS vs. NEW YORK METS

METS WON SERIES, 4-2



New York improved to 3-0 in the NLCS with a dramatic six-game victory, avoiding Houston ace Mike Scott in Game Seven.

The Mets returned to the postseason after a 13-year absence and lost Game 1, 1-0. Scott hurled a complete-game, five-hit shutout with 14 strikeouts. Glenn Davis swatted a home run in the second inning for the lone run of the game.

Bobby Ojeda matched Scott in Game 2, with a complete-game, 5-1 victory to tie the series. Gary Carter had an RBI double in the fourth and Keith Hernandez added a two-run triple in the fifth.

In Game 3, back at Shea, the Mets fell behind 4-0, but Darryl Strawberry's three-run home run in the sixth helped tie the game. Trailing 5-4, with one on and one out, Lenny Dykstra cracked a two-run home run into the Mets bullpen to give New York a 6-5 victory.

Scott again was brilliant in Game 4, tossing a complete-game three-hitter as the Astros won 3-1.

Nolan Ryan and Dwight Gooden locked horns in a tremendous pitching duel in Game 5. Ryan allowed two hits (Strawberry home run) with 12 strikeouts in 9.0 innings, while Doc scattered nine hits in 10.0 innings. Carter's RBI single in the 12th gave New York the win and left them one win away from their third trip to the World Series.



Lenny Dykstra rounds the bases after hitting the game-winning home run in Game 3 of the NLCS to give the Mets a 6-5 victory.

Game 6 at the Astrodome was simply a classic, the longest postseason game in time (4:42) and innings (16) at that point. Houston led 3-0 until the Mets tied it in the ninth on RBI's from Mookie Wilson, Hernandez and Ray Knight. With the Mets leading, 4-3, in the bottom of the 14th, Billy Hatcher hit a home run off the leftfield screen off Jesse Orosco. In the 16th, New York scored three times, as Strawberry's double and Knight's single put the Mets ahead. Houston rallied for two runs, but Orosco struck out Kevin Bass with the winning run on base, to become the first pitcher to earn three wins in one LCS.

SERIES STATISTICS

PLAYER	AVG	G	AB	H	2B	3B	HR	RBI
Backman, 2b	.238	6	21	5	0	0	0	2
Carter, c	.148	6	27	4	1	0	0	2
Darling, p	.000	1	1	0	0	0	0	0
Dykstra, of	.304	6	23	7	1	1	1	3
Elster, ss	.000	4	3	0	0	0	0	0
Fernandez, p	.000	1	1	0	0	0	0	0
Gooden, p	.000	2	5	0	0	0	0	0
Heep, of	.250	5	4	1	0	0	0	1
Hernandez, 1b	.269	6	26	7	1	1	0	3
Johnson, ph	.000	2	2	0	0	0	0	0
Knight, 3b	.167	6	24	4	0	0	0	2
Mazzilli, ph	.200	5	5	1	0	0	0	0
McDowell, p	.000	2	1	0	0	0	0	0
Mitchell, of	.250	2	8	2	0	0	0	0
Ojeda, p	.000	2	5	0	0	0	0	0
Santana, ss	.176	6	17	3	0	0	0	0
Strawberry, of	.227	6	22	5	1	0	2	5
Teufel, 2b	.167	2	6	1	0	0	0	0
Wilson, of	.115	6	26	3	0	0	0	1
TOTALS	.189		227	43	4	2	3	19

PITCHER	W-L	ERA	G	SV	IP	ER	SO
Aguilera	0-0	0.00	2	0	5.0	0	2
Darling	0-0	7.20	1	0	5.0	4	5
Fernandez	0-1	4.50	1	0	6.0	3	5
Gooden	0-1	1.06	2	0	17.0	2	9
McDowell	0-0	0.00	2	0	7.0	0	3
Ojeda	1-0	2.57	2	0	14.0	4	6
Orosco	3-0	3.38	4	0	8.0	3	10
Sisk	0-0	0.00	1	0	1.0	0	0
TOTALS	4-2	2.29		0	63.0	16	40

GAME 1
WEDNESDAY, OCTOBER 8

METS	0 0 0	0 0 0	0 0 0	—	0	5	0
ASTROS	0 1 0	0 0 0	0 0 X	—	1	7	1

WP - Scott (1-0), LP - Gooden (0-1), SV - None
 E-Reynolds. DP-New York-1; Houston-0. 2B-Bass. HR-Davis (1).
 SB-Hatcher (1), Dykstra (1), Bass (1), Strawberry (1).
 Time-2:56. Attendance-44,131.

GAME 2
THURSDAY, OCTOBER 9

METS	0 0 0	2 3 0	0 0 0	—	5	10	0
ASTROS	0 0 0	0 0 0	1 0 0	—	1	10	2

WP - Ojeda (1-0), LP - Ryan (0-1), SV - None
 E-Hatcher, Davis. DP-New York-2; Houston-1. 2B-Bass, Carter,
 Dykstra. 3B-Hernandez. SB-Wilson (1). SF-Strawberry.
 Time-2:40. Attendance-44,391.

GAME 3
SATURDAY, OCTOBER 11

ASTROS	2 2 0	0 0 0	1 0 0	—	5	8	1
METS	0 0 0	0 0 4	0 0 2	—	6	10	1

WP - Orosco (1-0), LP - Smith (0-1), SV - None
 E-Reynolds, Knight. DP-Houston-0; New York-1. HR-Doran (1),
 Strawberry (1), Dykstra (1). SB-Hatcher-2 (3), Bass (2). S-Hatcher.
 Time-2:55. Attendance-55,052.

GAME 4
SUNDAY, OCTOBER 12

ASTROS	0 2 0	0 1 0	0 0 0	—	3	4	1
METS	0 0 0	0 0 0	0 1 0	—	1	3	0

WP - Scott (2-0), LP - Fernandez (0-1), SV - None
 E-Scott. 2B-Walling. HR-Ashby (1), Thon (1). SB-Backman (1). SF-
 Heep.
 Time-2:23. Attendance-55,038.

GAME 5
TUESDAY, OCTOBER 14

ASTROS	0 0 0	0 1 0	0 0 0	0 0 0	—	1	9	1
METS	0 0 0	0 1 0	0 0 0	0 0 1	—	2	4	0

WP - Orosco (2-0), LP - Kerfeld (0-1), SV - None
 E-Kerfeld. DP-Houston-0; New York-2. 2B-Ashby. HR-Strawberry
 (2). SB-Doran (1), Puhl (1). S-Hatcher.
 Time-3:45. Attendance-54,986.

GAME 6
WEDNESDAY, OCTOBER 15

METS	0 0 0	0 0 0	0 0 3	0 0 0	0 1	0	3	—	7	11	0
ASTROS	3 0 0	0 0 0	0 0 0	0 0 0	0 1	0	2	—	6	11	1

WP - Orosco (3-0), LP - Lopez (0-1), SV - None
 E-Bass. DP-New York-0; Houston-2. 2B-Garner, Davis,
 Hernandez, Strawberry. 3B-Dykstra. HR-Hatcher (1). SB-Doran
 (2). S-Orosco. SF-Knight.
 Time-4:42. Attendance-45,718.



Gary Carter, Darryl Strawberry and Keith Hernandez celebrate during the 1986 NLCS.

1986 WORLD SERIES



BOSTON RED SOX vs. NEW YORK METS

METS WON SERIES, 4-3



For only the second time in World Series history, a team lost the first two games at home, but emerged as the World Champion, as New York won its second title in amazing fashion against the Boston Red Sox.

In Game 1, Bruce Hurst and Calvin Schiraldi combined to shut out the Mets, 1-0. Jim Rice scored the lone run on an error by second baseman Tim Teufel.

Boston scored nine times on 18 hits in a 9-3 win in Game 2.

In Boston, Lenny Dykstra led off Game 3 with a solo home run to ignite a four-run first inning. Bobby Ojeda stymied the Sox through 7.0 innings as New York won, 7-1.

In Game 4, Gary Carter cracked two home runs and Ron Darling's 7.0 shutout innings helped the Mets even the series with a 6-2 triumph.

In the pivotal fifth game, Hurst tossed a complete game for the Red Sox as Boston won, 4-2.

The Mets returned to Shea for Game 6 in a contest that would become part of World Series lore. New York, facing elimination, trailed 2-0 in the bottom of the fifth, 3-2 entering the bottom of the eighth and 5-3 going to the bottom of the 10th. Ray Knight's RBI single helped tie the contest in the fifth and Carter's sacrifice fly tied the game in the eighth. After Dave Henderson's home run had put the Sox ahead in the 10th, both Backman and Hernandez were retired. But Carter, Kevin Mitchell and Knight followed with singles to cut the deficit to 5-4.

Boston reliever Bob Stanley was summoned and on a 2-2 count, Mookie Wilson fouled back two pitches before dodging a wild pitch that allowed Mitchell to score to tie the game. Wilson then hit a dribbler up the first base line that bounced under Bill Buckner's legs, enabling Knight to score the winning run.

After a day of rain, the Mets won their second World Championship with an 8-5 triumph. Boston built a 3-0 lead, but New York scored three runs in the sixth, two runs coming home on a single by Hernandez. Knight's seventh inning home run gave the Mets the lead for good. Santana and Hernandez would drive in runs later in the inning and Darryl Strawberry cracked a solo home run in the eighth. Orosco struck out Marty Barrett for the final out as Shea erupted in euphoria. Knight was named the Series MVP.

NY **SERIES STATISTICS** B

PLAYER	AVG	G	AB	H	2B	3B	HR	RBI
Backman, 2b	.333	6	18	6	0	0	0	1
Carter, c	.276	7	29	8	2	0	2	9
Darling, p	.000	3	0	0	0	0	0	0
Dykstra, of	.296	7	27	8	0	0	2	3
Elster, ss	.000	1	1	0	0	0	0	0
Gooden, p	.500	2	2	1	0	0	0	0
Heep, dh	.091	5	11	1	0	0	0	2
Hernandez, 1b	.231	7	26	6	0	0	0	4
Johnson, ss	.000	2	5	0	0	0	0	0
Knight, 3b	.391	6	23	9	1	0	1	5
Mazzilli, of	.400	4	5	2	0	0	0	0
Mitchell, of	.250	5	8	2	0	0	0	0
Ojeda, p	.000	2	2	0	0	0	0	0
Orosco, p	1.000	4	1	1	0	0	0	1
Santana, ss	.250	7	20	5	0	0	0	2
Strawberry, of	.208	7	24	5	1	0	1	1
Teufel, 2b	.444	3	9	3	1	0	1	1
Wilson, of	.269	7	26	7	1	0	0	0
TOTALS	.271	240	65	6	0	7	29	

PITCHER	W-L	ERA	G	SV	IP	ER	SO
Aguilera	1-0	12.00	1	0	3.0	4	4
Darling	1-1	1.53	3	0	17.2	3	12
Fernandez	0-0	1.35	3	0	6.2	1	10
Gooden	0-2	8.00	2	0	9.0	8	9
McDowell	1-0	4.91	5	0	7.1	4	2
Ojeda	1-0	2.08	2	0	13.0	3	9
Orosco	0-0	0.00	4	2	5.2	0	6
Sisk	0-0	0.00	1	0	0.2	0	1
TOTALS	4-3	3.29	2	63.0	23	53	



Ray Knight races home with the winning run in New York's dramatic, 6-5, 10th inning comeback in Game 6 of the 1986 World Series vs. Boston.

GAME 1
SATURDAY, OCTOBER 18

RED SOX	000	000	100	—	1	5	0
METS	000	000	000	—	0	4	1

WP - Hurst (1-0), LP - Darling (0-1), SV - Schiraldi (1)
E-Teufel. DP-Boston-1; New York-1. SB-Wilson (1), Strawberry (1).
S-Santana.
Time-2:59. Attendance-55,076.

GAME 2
SUNDAY, OCTOBER 19

RED SOX	003	120	201	—	9	18	0
METS	002	010	000	—	3	8	1

WP - Crawford (1-0), LP - Gooden (0-1), SV - Stanley (1)
E-Hernandez. DP-Boston-0; New York-1. 2B-Boggs-2.
HR-Henderson (1), Evans (1). S-Dykstra, Clemens.
Time-3:36. Attendance-55,063.

GAME 3
TUESDAY, OCTOBER 21

METS	400	000	210	—	7	13	0
RED SOX	001	000	000	—	1	5	0

WP - Ojeda (1-0), LP - Boyd (0-1)
DP-New York-1; Boston-1. 2B-Carter, Baylor, Knight.
HR-Dykstra (1).
Time-2:58. Attendance-33,595.

GAME 4
WEDNESDAY, OCTOBER 22

METS	000	300	210	—	6	12	0
RED SOX	000	000	020	—	2	7	1

WP - Darling (1-1), LP - Nipper (0-1), SV - Orosco (1)
E-Gedman. DP-New York-0; Boston-3. 2B-Barrett, Gedman,
Strawberry, Carter, Rice. HR-Carter-2 (2), Dykstra (2). SB-
Backman (1), Wilson-2 (3). SF-Henderson.
Time-3:22. Attendance-33,920.



Gary Carter aboard a float as the Mets ride through the Canyon of Heroes during the parade.



Jesse Orosco saved the Game 7 clincher in the '86 series.

GAME 5
THURSDAY, OCTOBER 23

METS	000	000	011	—	2	10	1
RED SOX	011	020	00X	—	4	12	0

WP - Hurst (2-0), LP - Gooden (0-2), SV - None
E-Santana. DP-New York-0; Boston-1. 2B-Teufel, Henderson,
Barrett, Wilson. 3B-Henderson, Rice. HR-Teufel (1). S-Santana.
SF-Owen.
Time-3:09. Attendance-34,010.

GAME 6
SATURDAY, OCTOBER 25

RED SOX	110	000	100	2	—	5	13	3
METS	000	020	010	3	—	6	8	2

WP - Aguilera (1-0), LP - Schiraldi (0-1), SV - None
E-Buckner, Evans, Gedman, Knight, Elster. DP-Boston-1; New
York-1. 2B-Evans, Boggs. HR-Henderson (2). SB-Strawberry-2
(3). S-Owen, Dykstra, Backman. SF-Carter.
Time-4:02. Attendance-55,078.

GAME 7
MONDAY, OCTOBER 27

RED SOX	030	000	020	—	5	9	0
METS	000	003	32X	—	8	10	0

WP - McDowell (1-0), LP - Schiraldi (0-2), SV - Orosco (2)
2B-Evans. HR-Evans (2), Gedman (1), Knight (1), Strawberry (1).
S-Hurst-2, McDowell. SF-Hernandez.
Time-3:11. Attendance-55,032.



1988 LEAGUE CHAMPIONSHIP SERIES



LOS ANGELES DODGERS vs. NEW YORK METS

METS LOST SERIES, 4-3



Despite beating the Dodgers in 10 of 11 match-ups during the regular season, Los Angeles knocked off New York in seven games. It was the first time in four NLCS appearances that the Mets failed to reach the World Series.

New York rallied for three runs in the ninth inning to take Game 1, 3-2. Darryl Strawberry had an RBI double in the inning and a two-out, two-run double by Gary Carter proved to be the difference.

The Dodgers scored five runs off David Cone in the first two innings of Game 2 and went on to win, 6-3.

In a steady cold rain, the Mets won Game 3, 8-4. Down 4-3, the Mets scored five times in the bottom of the eighth. A two-out RBI double by Wally Backman tied the game and Mookie Wilson's RBI single gave New York the lead for good.

The turning point of the series occurred in the ninth inning of Game 4 when Mike Scioscia's two-run home run off Dwight Gooden tied the game, 4-4. Kirk Gibson cracked a home run off Roger McDowell to win the game in the 12th as Los Angeles tied the series. Orel Hershiser entered with two outs in the bottom of the 12th and got Kevin McReynolds to pop out with the bases loaded to end the game.



Darryl Strawberry led the National League with 39 home runs and drove in 101 runs in 1988.

Gibson remained hot and belted a three-run home run in the fifth inning to lift the Dodgers to a 7-4 victory in Game 5.

On the brink of elimination, McReynolds went 4-4 with three RBI and Cone hurled a complete game in a 5-1 Game 6 win to force a seventh and deciding game.

Hershiser tossed a complete-game, five-hit, 6-0 shutout to beat the Mets in Game 7. Los Angeles scored five times in the second inning to break open the contest.

NY		SERIES STATISTICS								LA
PLAYER	AVG.	G	AB	H	2B	3B	HR	RBI		
Aguilera, p	.000	3	1	0	0	0	0	0	0	
Backman, 2b	.273	7	22	6	1	0	0	2	4	
Carter, c	.222	7	27	6	1	1	0	4	2	
Cone, p	.000	3	4	0	0	0	0	0	0	
Darling, p	.000	3	3	0	0	0	0	0	0	
Dykstra, p	.429	7	14	6	3	0	1	3	3	
Elster, p	.250	5	8	2	1	0	0	1	1	
Fernandez, p	.000	1	1	0	0	0	0	0	0	
Gooden, p	.200	3	5	1	0	0	0	0	0	
Hernandez, 1b	.269	7	26	7	0	0	1	5	5	
Jefferies, 3b	.333	7	27	9	2	0	0	1	1	
Johnson, ss	.056	6	18	1	0	0	0	0	0	
Magadan, ph	.000	3	3	0	0	0	0	0	0	
Mazzilli, ph	.500	3	2	1	0	0	0	0	0	
McReynolds, of	.250	7	28	7	2	0	2	4	4	
Sasser, c	.200	4	5	1	0	0	0	0	0	
Strawberry, of	.300	7	30	9	2	0	1	6	6	
Teufel, 2b	.000	1	3	0	0	0	0	0	0	
Wilson, of	.154	4	13	2	0	0	0	1	1	
TOTALS	.242	240	58	12	1	5	27			
PITCHER	W-L	ERA	G	SV	IP	ER	SO			
Aguilera	0-0	1.29	3	0	7.0	1	4			
Cone	1-1	4.50	3	0	12.0	6	9			
Darling	0-1	7.71	2	0	7.0	6	7			
Fernandez	0-1	13.50	1	0	4.0	6	5			
Gooden	0-0	2.95	3	0	18.1	6	20			
Leach	0-0	0.00	3	0	5.0	0	4			
McDowell	0-1	4.50	4	0	6.0	3	5			
Myers	2-0	0.00	3	0	4.2	0	0			
TOTALS	3-4	3.94	0	64.0	28	54				

**GAME 1
TUESDAY, OCTOBER 4**

METS	0 0 0	0 0 0	0 0 3	—	3 8 1
DODGERS	1 0 0	0 0 0	1 0 0	—	2 4 0

WP - Myers (1-0), LP - Howell (0-1), SV - None
 E-Backman. DP-New York-0; Los Angeles-2. 2B-Scioscia,
 Strawberry, Carter. SB-Sax (1). S-Backman.
 Time-2:45. Attendance-55,582.

**GAME 2
WEDNESDAY, OCTOBER 5**

METS	0 0 0	2 0 0	0 0 1	—	3 6 0
DODGERS	1 4 0	0 1 0	0 0 X	—	6 7 0

WP - Belcher (1-0), Cone (0-1), SV - Pena (1)
 DP-New York-0; Los Angeles-2. 2B-Jefferies, Hatcher, Dykstra.
 HR-Hernandez (1). SB-Gibson (1).
 Time-3:10. Attendance-55,780.

**GAME 3
SATURDAY, OCTOBER 8**

DODGERS	0 2 1	0 0 0	0 1 0	—	4 7 2
METS	0 0 1	0 0 2	0 5 X	—	8 9 2

WP - Myers (2-0), LP - Pena (0-1), SV - None
 E-Hernandez, Gibson, Hamilton, McDowell. DP-Los Angeles-1,
 New York-0. 2B-Strawberry, Backman. SB-Sax (2), Shelby (1),
 Johnson (1).
 Time-3:44. Attendance-44,672.

**GAME 4
SUNDAY, OCTOBER 9**

DODGERS	2 0 0	0 0 0	0 0 2	0 0 1	—	5 7 1
METS	0 0 0	3 0 1	0 0 0	0 0 0	—	4 10 2

WP - Pena (1-1), LP - McDowell (0-1), SV - Hershiser (1)
 E-Hatcher, Elster-2. DP-Los Angeles-1; New York-1.
 2B-McReynolds. 3B-Carter. HR-Strawberry (1), McReynolds (1),
 Scioscia (1), Gibson (1). SB-Sax-3 (5), Shelby (2), McReynolds (1).
 S-Griffin.
 Time-4:29. Attendance-54,014.

**GAME 5
MONDAY, OCTOBER 10**

DODGERS	0 0 0	3 3 0	0 0 1	—	7 12 0
METS	0 0 0	0 3 0	0 1 0	—	4 9 1

WP - Belcher (2-0), LP - Fernandez (0-1), SV - Holton (1)
 E-Johnson. 2B-Dempsey-2, Griffin, Marshall, Dykstra.
 3B-Marshall. HR-Gibson (1), Dykstra (1). SB-Gibson (1).
 Time-3:07. Attendance-52,069.

**GAME 6
TUESDAY, OCTOBER 11**

METS	1 0 1	0 2 1	0 0 0	—	5 11 0
DODGERS	0 0 0	0 1 0	0 0 0	—	1 5 2

WP - Cone (1-1), LP - Leary (0-1), SV - None
 E-Hatcher, Hamilton. DP-New York-0; Los Angeles-2. 2B-Elster,
 Dykstra, McReynolds. HR-McReynolds (1). SB-Backman (1),
 Hernandez (1), McReynolds (2). S-Cone, Backman.
 SF-McReynolds.
 Time-3:16. Attendance-55,885.

**GAME 7
WEDNESDAY, OCTOBER 12**

METS	0 0 0	0 0 0	0 0 0	—	0 5 2
DODGERS	1 5 0	0 0 0	0 0 X	—	6 10 0

WP - Hershiser (1-0), Darling (0-1), SV - None
 E-Jefferies, Backman. DP-New York-1; Los Angeles-1.
 2B-Hatcher, Jefferies. SB-Mazzilli (1). SF-Gibson, Shelby.
 Time-2:51. Attendance-55,693.

BEST POSTSEASON RECORDS

TEAM	PCT	GAMES	RECORD	YEARS
Florida Marlins	.667	33	22-11	2
New York Yankees	.586	397	232-164	51
NEW YORK METS	.573	89	51-38	9
Baltimore Orioles	.551	98	54-44	13
Boston Red Sox	.543	189	102-86	24

1999 DIVISION SERIES



ARIZONA DIAMONDBACKS vs. NEW YORK METS

METS WON SERIES, 3-1



The Mets returned to the postseason for the first time since 1988 and defeated Arizona in the NLDS in four games.

John Olerud and Edgardo Alfonzo each touched up Randy Johnson for home runs as the Mets built a 4-1 lead in Game 1. The Diamondbacks tied the contest in the sixth, but Alfonzo walloped his second home run of the night, a grand slam, in the ninth to lift New York to an 8-4 win.

Arizona captured Game 2, 7-1, behind Steve Finley's five RBI to even the series.

Back in New York and with Mike Piazza on the bench for Game 3 with a bad thumb, the Mets scored six times in the sixth to beat the D-Backs, 9-2. Olerud recorded three RBI, while Darryl Hamilton collected two RBI.

In the fourth game, in front of 56,177 fans at Shea, the Mets trailed, 3-2, but Roger Cedeño tied the game in the eighth with a sacrifice fly. In the 10th, back-up catcher Todd Pratt ended the series and sent the Mets to the NLCS with a solo walk-off home run off Matt Mantei that landed just out of the reach of Finley. Longtime Met John Franco earned his first postseason victory.



Todd Pratt hit a 10th inning, walk-off, series-ending home run in Game 4 vs. Arizona in the 1999 National League Division Series in a 4-3 win.

NY Mets SERIES STATISTICS

PLAYER	AVG	G	AB	H	2B	3B	HR	RBI
Agbayani, of	.300	4	10	3	1	0	0	1
Alfonzo, 2b	.250	4	16	4	1	0	3	6
Bonilla, ph	.000	2	1	0	0	0	0	0
Cedeño, of	.286	4	7	2	0	0	0	2
Dunston, ph	.167	4	6	1	0	0	0	0
Franco, M, ph	.000	1	0	0	0	0	0	0
Hamilton, of	.125	4	8	1	0	0	0	2
Henderson, of	.400	4	15	6	0	0	0	1
Leiter, p	.000	1	3	0	0	0	0	0
Mora, ph	.000	3	1	0	0	0	0	0
Olerud, 1b	.438	4	16	7	0	0	1	6
Ordonez, ss	.286	4	14	4	1	0	0	2
Piazza, c	.222	2	9	2	0	0	0	0
Pratt, c	.125	3	8	1	0	0	1	1
Reed, p	.000	1	1	0	0	0	0	0
Rogers, p	.000	1	2	0	0	0	0	0
Ventura, 3b	.214	4	14	3	2	0	0	1
Wendell, p	.000	2	1	0	0	0	0	0
Yoshii, p	.000	1	2	0	0	0	0	0
TOTALS	.254		134	34	5	0	5	22

PITCHER	W-L	ERA	G	SV	IP	ER	SO
Benitez	0-0	0.00	2	0	2.1	0	2
Cook	0-0	0.00	1	0	1.2	0	1
Dotel	0-0	54.00	1	0	0.1	2	0
Franco, J	1-0	0.00	3	0	3.2	0	2
Hershiser	0-0	0.00	1	0	1.0	0	1
Leiter	0-0	3.52	1	0	7.2	3	4
Mahomes	0-0	5.40	1	0	1.2	1	1
Reed	1-0	3.00	1	0	6.0	2	2
Rogers	0-1	8.31	1	0	4.1	4	6
Wendell	1-0	0.00	2	0	2.0	0	0
Yoshii	0-0	6.75	1	0	5.1	4	3
TOTALS	3-1	4.00		0	36.0	16	22



Al Leiter spun a two-hit shutout in the Wild Card tie-breaker game at Cincinnati that sent the Mets to the NLDS.

**GAME 1
TUESDAY, OCTOBER 5**

METS	1	0	2	1	0	0	0	4	—	8	10	0
D-BACKS	0	0	1	0	2	0	0	0	—	4	7	0

WP - Wendell (1-0), LP - Johnson (0-1), SV - None
 DP-New York-2; Arizona-0. 2B-Ventura, Gonzalez, Johnson.
 3B-Womack. HR-Alfonzo-2 (2). Olerud (1), Durazo (1), Gonzalez (1).
 SB-Henderson-2 (2). S-Ordonez. SF-Bell.
 Time-2:53. Attendance-49,584.

**GAME 2
WEDNESDAY, OCTOBER 6**

METS	0	0	1	0	0	0	0	0	—	1	5	0
D-BACKS	0	0	3	0	2	0	2	0	—	7	9	1

WP - Stottlemire (1-0), LP - Rogers (0-1), SV - None
 E-Bell. DP-New York-1; Arizona-1. 2B-Ordonez, Colbrunn, Finley,
 Williams. SB-Henderson-3 (5), Ordonez (1).
 Time-3:13. Attendance-49,328.

**GAME 3
FRIDAY, OCTOBER 8**

D-BACKS	0	0	0	0	2	0	0	0	—	2	5	3
METS	0	1	2	0	0	6	0	0	—	9	11	0

WP - Reed (1-0), LP - Daal (0-1), SV - None
 E-Fox, Daal, Womack. DP-Arizona-1; New York-1. 2B-Stinnett,
 Alfonzo. HR-Ward (1). SB-Henderson (6), Cedeño (1). S-Reed,
 Ordonez.
 Time-3:05. Attendance-56,180.

**GAME 4
SATURDAY, OCTOBER 9**

D-BACKS	0	0	0	0	1	0	0	2	0	0	—	3	5	1
METS	0	0	0	0	1	0	1	0	1	0	—	4	8	0

WP - Franco (1-0), LP - Mantei (0-1), SV - None
 E-Womack. DP-Arizona-1; New York-0. 2B-Bell, Ventura,
 Agbayani. HR-Colbrunn (1); Alfonzo (3); Pratt (1). S-Mora.
 SF-Cedeño.
 Time-3:23. Attendance-56,177.



Mike Piazza celebrates advancing to the NLCS after the Mets toppled the Diamondbacks, 4-3, in the NLDS at Shea.

1999 LEAGUE CHAMPIONSHIP SERIES



ATLANTA BRAVES vs. NEW YORK METS METS LOST SERIES, 4-2



Atlanta outlasted New York in a dramatic six-game series.

Gerald Williams had an RBI single to break a 1-1 tie in the bottom of the fifth inning as the Braves went on to a 4-2 victory in Game 1.

The Mets returned to Shea in a 0-2 hole after losing, 4-3, in Game 2. Brian Jordan and Eddie Perez each hit a two-run home run off Kenny Rogers in the sixth inning to erase a 2-0 Mets lead.

In Game 3, two Mets errors in the first inning allowed Atlanta to score the only run of the game in a 1-0 loss.

Trailing 2-1 in the eighth, four outs from having their season end, New York responded in Game 4. John Olerud, who had hit a solo home run in the sixth, singled to centerfield in the eighth which plated two runs to give the Mets a 3-2 victory.

Game 5 was a classic. A 15-inning, five-hour and 46-minute marathon was played in driving rain. The Mets led 2-0 in the first inning on a two-run home run by Olerud, but the Braves tied the game in the fourth. Seven New York relievers combined to hold Atlanta scoreless entering the 15th. The Braves took a 3-2 lead in the 15th when Keith Lockhart's triple off Octavio Dotel scored Walt Weiss. Shawon Dunston singled to center after a 12-pitch at-bat to lead off the 15th for the Mets. Matt Franco walked and Alfonzo sacrificed the runners over. Olerud was walked intentionally to load the bases. Todd Pratt walked to force home Dunston with the tying run. Robin Ventura then cracked a "grand slam single" as the Shea crowd exploded. As Robin rounded first base his teammates mobbed him, never allowing him to finish his trot around the bases, and thus officially settling for a single.

Trailing 5-0 after the first inning, the Mets battled back in Game 6. Darryl Hamilton would add a two-run single in the sixth and Mike Piazza crushed a two-run home run in the seventh inning to tie the game, 7-7. New York led 8-7 in the eighth and 9-8 in the 10th, but could not hold on. Rogers walked Andruw Jones with the bases loaded in the 11th to end the series.

SERIES STATISTICS

PLAYER	AVG	G	AB	H	2B	3B	HR	RBI
Agbayani, of	.143	4	7	1	0	0	0	0
Alfonzo, 2b	.222	6	27	6	4	0	0	1
Bonilla, ph	.333	3	3	1	0	0	0	0
Cedeno, of	.500	5	12	6	1	0	0	1
Dunston, ph	.143	5	7	1	0	0	0	0
Franco, M, ph	.500	5	2	1	1	0	0	0
Hamilton, of	.353	5	17	6	1	0	0	2
Henderson, of	.174	6	23	4	1	0	0	1
Hershiser, p	.000	2	1	0	0	0	0	0
Leiter, p	.000	2	2	0	0	0	0	0
Mahomes, p	.000	3	2	0	0	0	0	0
Mora, ph	.429	6	14	6	0	0	1	2
Olerud, 1b	.296	6	27	8	0	0	2	6
Ordonez, ss	.042	6	24	1	0	0	0	0
Piazza, c	.167	6	24	4	0	0	1	4
Pratt, ph	.500	4	2	1	0	0	0	3
Reed, p	.000	1	2	0	0	0	0	0
Rogers, p	.000	3	1	0	0	0	0	0
Ventura, 3b	.120	6	25	3	1	0	0	1
Yoshii, p	.000	2	3	0	0	0	0	0
TOTALS	.218	225	49	9	0	4	21	

PITCHER	W-L	ERA	G	SV	IP	ER	SO
Benitez	0-0	1.35	5	1	6.2	1	9
Cook	0-0	0.00	3	0	1.1	0	1
Dotel	1-0	3.00	1	0	3.0	1	5
Franco, J.	0-0	3.38	3	0	2.2	1	3
Hershiser	0-0	0.00	2	0	4.1	0	5
Leiter	0-1	6.43	2	0	7.0	5	5
Mahomes	0-0	1.42	3	0	6.1	1	3
Reed	0-0	2.57	1	0	7.0	2	5
Rogers	0-2	5.87	3	0	7.2	5	2
Wendell	1-0	4.76	5	0	5.2	3	5
Yoshii	0-1	4.70	2	0	7.2	4	4
TOTALS	2-4	3.49	1	59.1	23	47	

BEST POSTSEASON ERA

TEAM	GAMES	ERA
Orioles/Browns	98	2.69
Athletics (Oakland & Philadelphia)	160	2.99
METS	89	3.15
White Sox	55	3.20
Reds	95	3.26



Robin Ventura waves to the Shea faithful after his "grand slam single" won Game 5 of the 1999 NLCS.

**GAME 5
SUNDAY, OCTOBER 17**

BRAVES	0 0 0	2 0 0	0 0 0	0 0 0	0 0 1	—	3	13	2
METS	2 0 0	0 0 0	0 0 0	0 0 0	0 0 2	—	4	11	1

WP - Dotel (1-0), LP - McGlinchy (0-1), SV - None

E-Klesko-2, Olerud. DP-Atlanta-2; New York-2. 2B-Perez, Boone, C. Jones-2, Williams, Weiss, Hamilton. 3B-Lockhart. HR-Olerud (2). SB-Agbayani (1), Dunston (1), Nixon (1), Battle (1), Weiss (2). S-A. Jones, Alfonso.

Time-5:46. Attendance-55,723.

**GAME 6
TUESDAY, OCTOBER 19**

METS	0 0 0	0 0 3	4 1 0	1 0	—	9	15	2
BRAVES	5 0 0	0 0 2	0 1 0	1 1	—	10	10	1

WP - Springer (1-0), LP - Rogers (0-2), SV - None

E-Piazza-2, Hunter. DP-New York-2; Atlanta-1. 2B-Alfonzo, Ventura, M. Franco, Henderson, Williams. HR-Piazza (1). SB-Henderson (1), Mora (2), Williams (3), Boone (2), CJones-2 (3), Hunter (1), Nixon (2). S-Ordoñez, E. Perez, Weiss, Boone. SF-Pratt, Piazza, Hunter.

Time-4:25. Attendance-52,335.

**GAME 1
TUESDAY, OCTOBER 12**

METS	0 0 0	1 0 0	0 0 1	—	2	6	2
BRAVES	1 0 0	0 1 1	0 1 X	—	4	8	2

WP - Maddux (1-0), LP - Yoshii (0-1), SV - Rocker (1)

E-Henderson, Olerud, Williams, C. Jones. DP-New York-1; Atlanta-0. 2B-Cedeño, Alfonso-2, Perez, Weiss. HR-Perez (1). SB-Williams (1), CJones (1), Weiss (1). S-Maddux, Perez.

Time-3:09. Attendance-44,172.

**GAME 2
WEDNESDAY, OCTOBER 13**

METS	0 1 0	0 1 0	0 1 0	—	3	5	1
BRAVES	0 0 0	0 0 4	0 0 X	—	4	9	1

WP - Millwood (1-0), Rogers (0-1), SV - Smoltz (1)

E-Alfonzo, C. Jones. DP-New York-2; Atlanta-0. 2B-Alfonzo. HR-Mora (1), Jordan (1), Perez (2). S-Rogers.

Time: 2:42. Attendance-44,624.

**GAME 3
FRIDAY, OCTOBER 15**

BRAVES	1 0 0	0 0 0	0 0 0	—	1	3	1
METS	0 0 0	0 0 0	0 0 0	—	0	7	2

WP - Glavine (1-0), LP - Leiter (0-1), SV - Rocker (2)

E-Weiss, Leiter, Piazza. DP-Atlanta-1; New York-2. SB-Williams (2), Boone (1). S-Glavine.

Time-3:04. Attendance-55,911.

**GAME 4
SATURDAY, OCTOBER 16**

BRAVES	0 0 0	0 0 0	0 2 0	—	2	3	0
METS	0 0 0	0 0 1	0 2 X	—	3	5	0

WP - Wendell (1-0), LP - Remlinger (0-1), SV - Benitez (1)

DP-Atlanta-0; New York-0. HR-Jordan (2), Klesko (1), Olerud (1). SB-Cedeño-2 (2), Mora (1).

Time-2:20. Attendance-55,872.



Edgaro Alfonzo had four of his six hits in the series go for extra bases.

2000 DIVISION SERIES



SAN FRANCISCO GIANTS vs. NEW YORK METS

METS WON SERIES, 3-1



For the first time in franchise history, the Mets qualified for the postseason in consecutive years. New York met the team that abandoned the city in 1958, the San Francisco Giants.

In Game 1, the Giants scored four times in the third inning to break a 1-1 tie and won, 5-1.

Timo Perez, subbing for an injured Derek Bell, collected three hits and two RBI in Game 2. The Mets took a three-run lead into the ninth, but J.T. Snow hit a three-run home run to tie the contest. Jay Payton's RBI single in the 10th gave New York a 5-4 lead and John Franco struck out Barry Bonds to end the game.



Bobby Jones pitches a one-hitter in Game 4 of the Division Series to send the Mets to the NLCS.

Back at Shea for Game 3, the Mets trailed 2-1 until Edgardo Alfonzo's two-out, RBI double in the eighth. Benny Agbayani crushed a solo walk-off home run in the 13th to lift New York to a 3-2 triumph.

Bobby J. Jones hurled baseball's first postseason complete-game, one-hit shutout in 33 years as the Mets advanced to the NLCS with a 4-0 win in Game 4. Jeff Kent collected the Giants' only hit, a double in the fifth inning. Robin Ventura got the Mets on the board with a two-run home run in the first.

SERIES STATISTICS

PLAYER	AVG.	G	AB	H	2B	3B	HR	RBI
Abbott, ss	.000	1	2	0	0	0	0	0
Agbayani, of	.333	4	15	5	1	0	1	1
Alfonzo, 2b	.278	4	18	5	2	0	1	5
Bell, of	.000	1	1	0	0	0	0	0
Bordick, ss	.167	4	12	2	0	0	0	0
Hamilton, of	.500	3	4	2	1	0	0	0
Hampton, p	.500	1	2	1	0	0	0	0
Harris, ph	.000	2	2	0	0	0	0	0
McEwing, ph	1.000	4	1	1	0	0	0	0
Payton, of	.176	4	17	3	0	0	0	2
Perez, of	.294	4	17	5	1	0	0	3
Piazza, c	.214	4	14	3	1	0	0	0
Pratt, c	.000	1	1	0	0	0	0	0
Trammell, of	.000	0	0	0	0	0	0	0
Ventura, 3b	.143	4	14	2	0	0	1	2
Zeile, 1b	.071	4	14	1	1	0	0	0
TOTALS	.210		143	30	7	0	3	13

PITCHER	W-L	ERA	G	SV	IP	ER	SO
Benitez	1-0	6.00	2	0	3.0	2	3
Cook	0-0	0.00	2	0	1.1	0	1
Franco	0-0	0.00	2	1	2.0	0	2
Hampton	0-1	8.44	1	0	5.1	5	2
Jones	1-0	0.00	1	0	9.0	0	5
Leiter	0-0	2.25	1	0	8.0	2	6
Reed	0-0	3.00	1	0	6.0	2	6
Rusch	0-0	0.00	1	0	0.2	0	2
Wendell	0-0	0.00	2	0	2.0	0	5
White	1-0	0.00	2	0	2.2	0	4
TOTALS	3-1	2.48		1	40.0	11	36



Robin Ventura celebrates with Jay Payton and Timo Perez during the 2000 run to the World Series.

**GAME 1
WEDNESDAY, OCTOBER 4**

METS	0	0	1	0	0	0	0	0	0	—	1	5	0
GIANTS	1	0	4	0	0	0	0	0	0	—	5	10	0

WP - Hernandez (1-0), LP - Hampton (0-1), SV - None
 2B-Zeile, Mueller, Aurilia. 3B-Bonds. HR-Burks (1). SB-Bonds (1).
 SF-Payton.
 Time-3:06. Attendance-40,430.

**GAME 2
THURSDAY, OCTOBER 5**

METS	0	2	0	0	0	0	0	0	2	1	—	5	10	0
GIANTS	0	1	0	0	0	0	0	0	3	0	—	4	8	0

WP - Benitez (1-0), LP - Rodriguez (0-1), SV - Franco (1)
 DP-New York-1; San Francisco-2. 2B-Piazza, Hamilton, Bonds,
 Burks. HR-Snow (1), Alfonso (1), SB-Kent (1). S-Benard.
 Time-3:41. Attendance-40,430.

**GAME 3
SATURDAY, OCTOBER 7**

GIANTS	0	0	0	0	0	0	0	0	0	—	2	11	0
METS	0	0	0	0	0	1	0	1	0	—	3	9	0

WP - White (1-0), LP - Fultz (0-1), SV - None
 DP-New York-0; San Francisco-2. 2B-Mueller, Alfonso. HR-
 Agbayani (1). SB-Payton (1), Harris (1), S-Mueller.
 Time-5:22. Attendance-56,270.

**GAME 4
SUNDAY, OCTOBER 8**

GIANTS	0	0	0	0	0	0	—	0	1	1
METS	2	0	0	0	X	0	—	4	6	0

WP - Jones (1-0), LP - Gardner (0-1), SV - None
 E-Aurilia. 2B-Kent, Perez, Alfonso, Agbayani. HR-Ventura (1). SB-
 Perez (1).
 Time-2:48. Attendance-56,245.



Benny Agbayani celebrates after crushing a walk-off home run in the 13th inning in Game 3 of the NLDS at Shea.

2000 LEAGUE CHAMPIONSHIP SERIES



ST. LOUIS CARDINALS vs. NEW YORK METS

METS WON SERIES, 4-1



New York defeated its longtime nemesis, the St. Louis Cardinals, in five games to advance to its first World Series since 1986.

In Game 1, Mike Piazza had an RBI double as the Mets jumped on top 2-0 in the first inning. Jay Payton and Todd Zeile cracked home runs in the top of the ninth to give New York some breathing room in a 6-2 victory.

In Game 2, the Mets never trailed, but let leads of 2-0, 3-1, and 5-3 vanish before Payton's ninth-inning RBI single gave New York a 6-5 win.

The Cardinals ruined the Mets return to Shea scoring five runs in the first four innings en route to an 8-2 win in Game 3.

New York set a postseason record with five doubles in one inning (first) and scored seven runs in the first two innings in a 10-6 victory. Robin Ventura had three RBI, while Piazza, Todd Zeile and Benny Agbayani each chipped in with two RBI.

Mike Hampton closed out the NLCS and picked up his second win of the series with a complete-game, three-hit, 7-0 shutout in Game 5. Edgardo Alfonzo singled home Timo Perez in the first inning to set a new club record with 16 career postseason RBI. Ventura would add an RBI single later in the inning. Zeile's bases-loaded, bases-clearing double in the fourth put the game away. Rick Wilkins flew out to Perez in centerfield for the final out.

Hampton was named the NLCS MVP for his efforts. He finished with 16.0 scoreless innings, surrendering nine hits with 12 strikeouts. Zeile finished the NLCS hitting .368 (7-19) with eight RBI and Perez tied an NLCS record by scoring eight runs.

M		SERIES STATISTICS										S	
PLAYER	AVG.	G	AB	H	2B	3B	HR	RBI					
Abbott, ss	.000	2	3	0	0	0	0	0					
Agbayani, of	.353	5	17	6	2	0	0	3					
Alfonzo, 2b	.444	5	18	8	1	1	0	4					
Bordick, ss	.077	5	13	1	0	0	0	0					
Franco, M, ph	.000	2	3	0	0	0	0	0					
Hamilton, of	.000	3	2	0	0	0	0	0					
Hampton, p	.167	2	6	1	0	0	0	0					
Harris, ph	.000	2	1	0	0	0	0	0					
Jones, p	.000	1	2	0	0	0	0	0					
Leiter, p	.000	1	3	0	0	0	0	0					
McEwing, ph	.000	4	0	0	0	0	0	0					
Payton, of	.158	5	19	3	0	0	1	3					
Perez, of	.304	5	23	7	2	0	0	0					
Piazza, c	.412	5	17	7	3	0	2	4					
Pratt, c	.000	0	0	0	0	0	0	0					
Reed, p	.000	1	1	0	0	0	0	0					
Trammell, of	.000	3	3	0	0	0	0	0					
Ventura, 3b	.214	5	14	3	1	0	0	5					
Zeile, 1b	.368	5	19	7	3	0	1	8					
TOTALS	.262	164	43	12	1	4	27						

PITCHER	W-L	ERA	G	SV	IP	ER	SO
Benitez	0-0	0.00	3	1	3.0	0	2
Cook	0-0	0.00	1	0	1.0	0	2
Franco, J.	0-0	6.75	3	0	2.2	2	2
Hampton	2-0	0.00	2	0	16.0	0	12
Jones	0-0	13.50	1	0	4.0	6	2
Leiter	0-0	3.86	1	0	7.0	3	9
Reed	0-1	10.80	1	0	3.1	4	4
Rusch	1-0	0.00	2	0	3.2	0	3
Wendell	1-0	0.00	2	0	1.1	0	2
White	0-0	9.00	1	0	3.0	3	1
TOTALS	4-1	3.60	1	45.0	18	39	



Mike Hampton celebrates after hurling a three-hitter to beat St. Louis, 7-0 in Game 5 of the 2000 NLCS to send the Mets to their first World Series since 1986.



Long-time Met John Franco takes part in the festivities after the Mets clinched a berth to their fourth World Series.

GAME 1
WEDNESDAY, OCTOBER 11

METS	2 0 0	0 1 0	0 0 3	—	6 8 3
CARDINALS	0 0 0	0 0 0	0 0 2	—	2 9 0

WP - Hampton (1-0), Kile (0-1), SV - None
 E-Perez, Agbayani, Abbott. DP-New York-0; St. Louis-1; 2B-Perez, Piazza, Clark, Lankford. HR-Payton (1), Zeile (1). SF-Ventura.
 Time-3:08. Attendance-52,255.

GAME 2
THURSDAY, OCTOBER 12

METS	2 0 1	0 0 0	0 2 1	—	6 9 0
CARDINALS	0 1 0	0 2 0	0 2 0	—	5 10 3

WP - Wendell (1-0), LP - Timlin (0-1), SV - Benitez (1)
 E-Vina, Edmonds, Clark. 2B-Zeile, Agbayani, Renteria, Tatis, Clark, Dunston, Drew. 3B-Alfonzo. HR-Piazza (1). SB-Renteria-3 (3). S-Agbayani, Dunston. SF-Zeile.
 Time-3:59. Attendance-52,250.

GAME 3
SATURDAY, OCTOBER 14

CARDINALS	2 0 2	1 3 0	0 0 0	—	8 14 0
METS	1 0 0	1 0 0	0 0 0	—	2 7 1

WP - An. Benes (1-0), LP - Reed (0-1), SV - None
 E-Ventura. DP-St. Louis-2; New York-0. 2B-Edmonds, Tatis. SF-Tatis.
 Time-3:23. Attendance-55,693.

GAME 4
SUNDAY, OCTOBER 15

CARDINALS	2 0 0	1 3 0	0 0 0	—	6 11 2
METS	4 3 0	1 0 2	0 0 X	—	10 9 0

WP - Rusch (1-0), LP - Kile (0-2), SV - None
 E-Tatis-2. DP-St. Louis-0; New York-1. 2B-Vina, Davis, Perez, Alfonzo, Piazza, Ventura, Zeile, Agbayani. HR-Piazza (2), Clark (1), Edmonds (1). SB-Perez (1). S-Renteria, Rusch. SF-Renteria, Ventura.
 Time-3:14. Attendance-55,665.

GAME 5
MONDAY, OCTOBER 16

CARDINALS	0 0 0	0 0 0	0 0 0	—	0 3 2
METS	3 0 0	3 0 0	1 0 X	—	7 10 0

WP - Hampton (2-0), LP - Hentgen (0-1), SV - None
 E-Clark, Hernandez. 2B-Piazza, Zeile. SB-Perez (2). S-Hampton.
 Time-3:17. Attendance-55,695.



Mike Piazza, Al Leiter and Armando Benitez celebrate advancing to the World Series.

2000 WORLD SERIES



NEW YORK YANKEES vs. NEW YORK METS METS LOST SERIES, 4-1



The Fall Classic was billed as the City's first Subway Series since 1956, as the Mets faced the New York Yankees.

In Game 1, the Yankees jumped out to a 2-0 lead, but the Mets scored three times in the sixth on a two-run single by Bubba Trammell and an RBI single by Edgardo Alfonzo. The Yankees tied the game in the bottom of the ninth on a sacrifice fly by Chuck Knoblauch and won the game in the 12th on a two-out, bases loaded single by Jose Vizcaino.

Roger Clemens fired 8.0 shutout innings as the Mets fell, 6-5 in Game 2. The Mets scored five times in the ninth on a two-run home run by Piazza and a three-run shot by Jay Payton.



Mike Piazza celebrates after the Mets' 4-2 Game 3 victory at Shea Stadium.

SERIES STATISTICS

PLAYER	AVG.	G	AB	H	2B	3B	HR	RBI
Abbott, ss	.250	5	8	2	1	0	0	0
Agbayani, of	.278	5	18	5	2	0	0	2
Alfonzo, 2b	.143	5	21	3	0	0	0	1
Bordick, ss	.125	4	8	1	0	0	0	0
Franco, M.	.000	1	1	0	0	0	0	0
Hamilton, of	.000	4	3	0	0	0	0	0
Harris, ph	.000	3	4	0	0	0	0	0
Jones, p	.000	1	2	0	0	0	0	0
Leiter, p	.000	2	2	0	0	0	0	0
McEwing, ph	.000	3	1	0	0	0	0	0
Payton, of	.333	5	21	7	0	0	1	3
Perez, of	.125	5	16	2	0	0	0	0
Piazza, c	.273	5	22	6	2	0	2	4
Pratt, c	.000	1	2	0	0	0	0	0
Reed, p	1.000	1	1	1	0	0	0	0
Trammell, of	.400	4	5	2	0	0	0	3
Ventura, 3b	.150	5	20	3	1	0	1	1
Zeile, 1b	.400	5	20	8	2	0	0	1
TOTAL	.229	175	40	8	0	4	15	

PITCHER	W-L	ERA	G	SV	IP	ER	SO
Benitez	0-0	3.00	3	1	3.0	1	2
Cook	0-0	0.00	3	0	0.2	0	1
Franco, J	1-0	0.00	4	0	3.1	0	1
Hampton	0-1	6.00	1	0	6.0	4	4
Jones	0-1	5.40	1	0	5.0	3	3
Leiter	0-1	2.87	2	0	15.2	5	16
Reed	0-0	3.00	1	0	6.0	2	8
Rusch	0-0	2.25	3	0	4.0	1	2
Wendell	0-1	5.39	2	0	1.2	1	2
White	0-0	6.77	1	0	1.1	1	1
TOTAL	1-4	3.47	1	1	46.2	18	40

The World Series returned to Shea for the first time since 1986 and the Mets responded with a 4-2 victory in Game 3. Benny Agbayani laced an RBI double in the eighth to snap a 2-2 tie. John Franco earned the win after starter Rick Reed hurled 6.0 innings.

The Bronx Bombers scored single runs in the first three innings and hung on to beat the Mets, 3-2, in Game 4. Piazza's two-run home run put the Mets on the board in the third.

The Yankees topped the Mets, 4-2, in Game 5 to win their third straight World Series. Al Leiter fired 8.2 brilliant innings, before Luis Sojo's ninth inning, two-out, RBI single to centerfield broke a 2-2 tie. Derek Jeter was named the Series MVP.



The Mets and Yankees met in the first Subway Series since 1956. Here the two teams line-up for the national anthem before Game 3 of the 2000 World Series.

GAME 1
SATURDAY, OCTOBER 21

METS	000	000	300	000	—	3	10	0
YANKEES	000	002	001	001	—	4	12	0

WP - Stanton (1-0), LP - Wendell (0-1), SV - None
 DP-Mets-1, Yankees-0. 2B-Zeile, Agbayani, Abbott, Justice, Posada. S-Bordick. SF-Knoblauth.
 Time-4:51. Attendance-55,913

GAME 2
SUNDAY, OCTOBER 22

METS	000	000	005	—	5	7	3
YANKEES	210	010	11X	—	6	12	1

WP - Clemens (1-0), LP - Hampton (0-1), SV - None
 E-Perez, Payton, Bordick, Clemens. 2B-Jeter-2, Martinez, O'Neill. HR-Payton (1), Piazza (1), Brosius (1). SF-Brosius.
 Time-3:30. Attendance-56,059.

GAME 3
TUESDAY, OCTOBER 24

YANKEES	001	100	000	—	2	8	0
METS	010	001	02X	—	4	9	0

WP - Franco (1-0), LP - Hernandez (0-1), SV - Benitez (1)
 DP-Yankees-0; Mets-1. 2B-Justice, O'Neill, Piazza, Ventura, Zeile, Agbayani. 3B-O'Neill. HR-Ventura (1). S-Hernandez, Reed. SF-Trammell.
 Time-3:39. Attendance-55,299.

GAME 4
WEDNESDAY, OCTOBER 25

YANKEES	111	000	000	—	3	8	0
METS	002	000	000	—	2	6	1

WP - Nelson (1-0), LP - Jones (0-1), SV - Rivera (1)
 E-Trammell. DP-Yankees-1, Mets-1. 3B-Jeter, O'Neill. HR-Piazza (2), Jeter (1). SB-Sojo (1). SF-Brosius.
 Time-3:20. Attendance-55,290.

GAME 5
THURSDAY, OCTOBER 26

YANKEES	010	001	002	—	4	7	1
METS	020	000	000	—	2	8	1

WP - Stanton (2-0), LP - Leiter (0-1), SV - Rivera (2)
 E-Pettitte, Payton. 2B-Piazza. HR-Williams (1), Jeter (2). S-Leiter.
 Time-3:32. Attendance-55,292.



2006 DIVISION SERIES



LOS ANGELES DODGERS vs. NEW YORK METS METS WON SERIES, 3-0



New York swept the Dodgers, three games to none, to advance to the NLCS.

The Mets won Game 1, 6-5, as Carlos Delgado went 4-5 with two RBI and David Wright chipped in three RBI. Delgado became the fifth player in major league history to have four or more hits with at least one home run in his first career postseason game. Delgado also tied the team record with four hits in a playoff game.

In the second inning, Russell Martin singled to right, Shawn Green retrieved the ball and threw it to Jose Valentin, whose relay throw to Paul Lo Duca nailed Jeff Kent at the plate. Lo Duca then turned around and tagged out J.D. Drew trying to score.



Carlos Delgado batted .429 (6-14) with a home run and two RBI in the Mets' sweep of the Dodgers in the NLDS.

SERIES STATISTICS

PLAYER	AVG.	G	AB	H	2B	3B	HR	RBI
Beltrán, of	.222	3	9	2	0	0	0	1
Chavez, of	.375	3	8	3	0	0	0	0
Delgado, 1b	.429	3	14	6	0	0	1	2
Floyd, of	.444	3	9	4	0	0	1	2
Franco, ph	.000	2	2	0	0	0	0	1
Glavine, p	.000	1	1	0	0	0	0	0
Green, of	.333	2	9	3	2	0	0	2
Lo Duca, c	.455	3	11	5	1	0	0	3
Maine, p	.000	1	1	0	0	0	0	0
Mota, p	.000	2	1	0	0	0	0	0
Reyes, ss	.167	3	12	2	0	0	0	3
Trachsel, p	.000	1	2	0	0	0	0	0
Tucker, ph	.000	2	1	0	0	0	0	0
Valentin, 2b	.000	3	9	0	0	0	0	0
Woodward, ph	1.000	1	1	1	1	0	0	0
Wright, 3b	.333	3	12	4	2	0	0	4
TOTAL	.294	102	30	6	0	2	18	

PITCHER	W-L	ERA	G	SV	IP	ER	SO
Bradford	0-0	0.00	2	0	0.1	0	0
Feliciano	1-0	0.00	3	0	1.2	0	2
Glavine	1-0	0.00	1	0	6.0	0	2
Heilman	0-0	3.00	3	0	3.0	1	1
Maine	0-0	2.08	1	0	4.1	1	5
Mota	1-0	6.75	2	0	4.0	3	5
Oliver	0-0	20.25	1	0	1.1	3	0
Trachsel	0-0	5.40	1	0	3.1	2	2
Wagner	0-0	3.00	3	2	3.0	1	4
TOTAL	3-0	3.67	2	27.0	11	21	

Tom Glavine posted his 13th career postseason victory in New York's 4-1 win over the Dodgers in Game 2. Glavine fired 6.0 shutout innings. Billy Wagner notched his second save of the series with a 1-2-3 ninth inning.

The Mets completed the sweep with a 9-5 triumph at Los Angeles. The Mets grabbed a 3-0 first inning lead, but the Dodgers regained a 5-4 lead after five innings. New York regained the lead with consecutive RBI singles by Reyes, Lo Duca and Carlos Beltrán in the sixth inning. Green had three hits and two RBI. He also caught the final out (Ramon Martinez) of the series.

Delgado finished the series with a .429 (6-14) batting average, while Lo Duca hit .455 (5-11) with a double and three RBI.

**GAME 1
WEDNESDAY, OCTOBER 4**

DODGERS	0	1	0	0	0	0	3	0	1	—	5	11	1
METS	0	0	0	2	0	2	2	0	X	—	6	9	1

WP - Mota (1-0), LP - Penny (0-1), SV - Wagner (1)
 E-Kent, Valentin. 2B-Anderson, Garciaparra, Betemit, Martinez, Wright-2. HR-Delgado (1), Floyd (1). SB-Furcal (1), Reyes (1). S-Lowe.
 Time-3:05. Attendance- 56,979.

**GAME 3
SATURDAY, OCTOBER 7**

METS	3	0	1	0	0	3	0	2	0	—	9	14	2
DODGERS	0	0	0	2	3	0	0	0	0	—	5	16	2

WP - Feliciano (1-0), LP - Broxton (0-1), SV - None
 E-Wright, Beltrán, Loney, Betemit. 2B-Green-2, Woodward, Kent. HR-Kent (1).
 Time-3:51. Attendance-56,293.

**GAME 2
THURSDAY, OCTOBER 5**

DODGERS	0	0	0	0	0	0	1	0	—	1	5	1	
METS	0	0	1	0	1	2	0	0	X	—	4	7	0

WP - Glavine (1-0), LP - Kuo (0-1), SV - Wagner (2)
 E-Tomko. 2B-Lugo, Lo Duca. HR-Betemit (1). S-Glavine, Valentin. SF-Lo Duca.
 Time-2:57. Attendance-57,029.



Paul Lo Duca prepares to tag out J.D. Drew trying to score after already tagging out Jeff Kent on the same play in the second inning of Game 1 of the 2006 NLDS.

2006 LEAGUE CHAMPIONSHIP SERIES



ST. LOUIS CARDINALS vs. NEW YORK METS METS LOST SERIES, 4-3



The Cardinals defeated the Mets in a seven-game series. Tom Glavine, Guillermo Mota and Billy Wagner combined on a 2-0 shutout in Game 1. Carlos Beltrán cracked a two-run home run in the sixth inning.

Carlos Delgado hit two home runs and drove in four runs in Game 2, but So Taguchi hit a solo home run off Wagner in the ninth inning that snapped a 6-6 tie to lift St. Louis to 9-6 victory.

St. Louis scored five runs off Steve Trachsel in the first two innings and Jeff Suppan hurled 8.0 shutout innings as the Cardinals defeated the Mets, 5-0 in Game 3.

Delgado delivered five RBI and Beltrán crushed two home runs as New York evened the series at two games apiece with a 12-5 triumph in Game 4. Jose Valentin laced a bases-loaded, bases-clearing double in a six-run sixth inning. New York established club LCS records with four home runs and 12 runs scored. The 12 runs were also the most by the Mets in any playoff game.

St. Louis won Game 5, 4-2, behind home runs from Albert Pujols and Chris Duncan.

The Mets returned to Shea and captured Game 6, 4-2. José Reyes led off the game with a home run and Paul Lo Duca had a two-out, two-run single in the seventh inning. John Maine fired 5.1 scoreless innings to pick up the win.

New York fell, 3-1, in Game 7. Yadier Molina hit a two-run home run in the ninth inning off Aaron Heilman that snapped a 1-1 tie. David Wright had an RBI single in the first inning. Endy Chavez made one of the greatest postseason catches ever when he robbed Scott Rolen of a two-run home run in the sixth inning. Jeff Suppan was named the NLCS Most Valuable Player.

NYM		SERIES STATISTICS										STL	
PLAYER	AVG.	G	AB	H	2B	3B	HR	RBI					
Beltrán, of	.296	7	27	8	1	0	3	4					
Chavez, of	.185	7	27	5	2	0	0	0					
Delgado, 1b	.304	7	23	7	3	0	3	9					
Floyd, ph	.000	3	3	0	0	0	0	0					
Franco, ph	.000	2	2	0	0	0	0	0					
Glavine, p	.000	2	4	0	0	0	0	0					
Green, of	.304	7	23	7	1	0	0	2					
Hernandez, ph	.000	2	1	0	0	0	0	0					
Lo Duca, c	.207	7	29	6	1	0	0	3					
Maine, p	.000	2	2	0	0	0	0	0					
Oliver, p	.000	1	2	0	0	0	0	0					
Perez, p	.000	2	5	0	0	0	0	0					
Reyes, ss	.281	7	32	9	1	1	1	2					
Tucker, ph	.400	6	5	2	0	0	0	0					
Valentin, 2b	.250	7	24	6	2	0	0	5					
Wright, 3b	.160	7	25	4	1	0	1	2					
TOTAL	.231	234	54	12	1	8	27						

PITCHER	W-L	ERA	G	SV	IP	ER	SO
Bradford	0-0	0.00	5	0	5.1	0	2
Feliciano	0-0	3.00	3	0	3.0	1	1
Glavine	1-1	2.45	2	0	11.0	3	4
Heilman	0-1	4.15	3	0	4.1	2	5
Hernandez	0-0	0.00	3	0	2.1	0	0
Maine	1-0	2.89	2	0	9.1	3	8
Mota	0-0	4.15	5	0	4.1	2	2
Oliver	0-0	0.00	1	0	6.0	0	3
Perez	1-0	4.63	2	0	11.2	6	7
Trachsel	0-1	45.00	1	0	1.0	5	1
Wagner	0-1	16.88	3	1	2.2	5	0
TOTAL	3-4	3.98	1	61.0	27	33	



Billy Wagner closes out Game 1 of the NLCS vs. St. Louis.

GAME 1
THURSDAY, OCTOBER 12

CARDINALS	0 0 0	0 0 0	0 0 0	—	0	4	0
METS	0 0 0	0 0 2	0 0 X	—	2	6	0

WP - Glavine (1-0), LP - Weaver (0-1), SV - Wagner (1)

2B-Delgado-2. HR-Beltrán (1). SB-Green.

Time-2:52. Attendance-56,311.

GAME 2
FRIDAY, OCTOBER 13

CARDINALS	0 2 2	0 0 0	2 0 3	—	9	10	1
METS	3 1 0	0 1 1	0 0 0	—	6	9	2

WP - Kinney (1-0), LP - Wagner (0-1), SV - None

E-Belliard, Delgado, Lo Duca. 2B-Molina, Pujols, Spiezio, Reyes, Chavez, Lo Duca. HR-Edmonds (1), Taguchi (1), Delgado-2 (2). SB-Eckstein. S-Lo Duca, Maine.

Time-3:58. Attendance-56,349.

GAME 3
SATURDAY, OCTOBER 14

METS	0 0 0	0 0 0	0 0 0	—	0	3	0
CARDINALS	2 3 0	0 0 0	0 0 X	—	5	8	0

WP - Suppan (1-0), LP - Trachsel (0-1), SV - None

3B-Reyes, Spiezio. HR-Suppan (1). SB-Beltrán. S-Suppan-2.

Time-2:53. Attendance-47,053.

GAME 4
SUNDAY, OCTOBER 15

METS	0 0 2	0 3 6	1 0 0	—	12	14	1
CARDINALS	0 1 1	0 1 2	0 0 0	—	5	11	1

WP - Perez (1-0), LP - Thompson (0-1), SV - None

E-Delgado, Belliard. 2B-Delgado, Valentin. 3B-Encarnacion. HR-Beltrán-2 (3), Delgado (3), Wright (1), Eckstein (1), Edmonds (2), Molina (1). SB-Belliard.

Time-3:31. Attendance- 46,600.

GAME 5
TUESDAY, OCTOBER 17

METS	0 0 0	2 0 0	0 0 0	—	2	8	0
CARDINALS	0 0 0	2 1 1	0 0 X	—	4	10	0

WP - Weaver (1-1), LP - Glavine (1-1), SV - Wainwright (1)

2B-Chavez, Valentin, Wright, Wilson, Green. 3B-Miles. HR-Pujols (1), Duncan (1). SB-Eckstein.

Time-3:26. Attendance-46,496.

GAME 6
WEDNESDAY, OCTOBER 18

CARDINALS	0 0 0	0 0 0	0 0 2	—	2	7	1
METS	1 0 0	1 0 0	2 0 X	—	4	10	0

WP - Maine (1-0), LP - Carpenter (0-1), SV - None

E-Rolen. 2B-Rolen, Taguchi. HR-Reyes (1). SB-Eckstein, Reyes, Tucker.

Time-2:56. Attendance-56,334.

GAME 7
THURSDAY, OCTOBER 19

CARDINALS	0 1 0	0 0 0	0 0 2	—	3	6	1
METS	1 0 0	0 0 0	0 0 0	—	1	4	1

WP - Flores (1-0), LP - Heilman (0-1), SV - Wainwright (2)

E-Rolen, Delgado. 2B-Eckstein, Beltrán. HR-Molina (2). S-Belliard, Suppan.

Time-3:23. Attendance-56,357.



Endy Chavez leaps high above the leftfield wall to rob Scott Rolen of a two-run home run in the sixth inning of Game 7 of the NLCS vs. St. Louis.

2015 DIVISION SERIES



LOS ANGELES DODGERS vs. NEW YORK METS

METS WON SERIES, 3-2



The Mets improved to 4-0 all-time in the Division Series, winning the best-of-five series in five games.

In Game 1, Jacob deGrom outdueled Clayton Kershaw in Los Angeles as the Mets won 3-1. DeGrom tossed 7.0 shutout innings and had 13 strikeouts, tying the club-record for a postseason game. Daniel Murphy hit a solo home run in the fourth and David Wright added a two-out, two-run single in the seventh.



David Wright and Jacob deGrom share a moment after the Mets' win in Game 5 of the NLDS at Dodger Stadium.

The Dodgers evened the series with a 5-2 win in Game 2. Trailing 2-1, Los Angeles scored four times in the seventh. Chase Utley's slide into second broke Ruben Tejada's leg and extended the inning. Adrián González added a two-run double.

In Game 3, Curtis Granderson had five RBI and Yoenis Céspedes had three RBI in a 13-7 win. Granderson had a bases-loaded, bases-clearing double in the second to give the Mets a 4-3 lead. Travis d'Arnaud added a two-run homer. Matt Harvey won, allowing two earned runs over 5.0 innings.

In Game 4, Kershaw allowed one run over 7.0 innings with eight strikeouts as the Dodgers evened the series with a 3-1 win.

SERIES STATISTICS

PLAYER	AVG.	G	AB	H	2B	3B	HR	RBI
Céspedes, of	.250	5	20	5	0	0	2	4
Conforto, of	.143	4	7	1	0	0	1	2
Cuddyer, of	.000	3	4	0	0	0	0	0
d'Arnaud, c	.158	5	19	3	0	0	1	4
deGrom, p	.000	2	4	0	0	0	0	0
Duda, 1b	.111	5	18	2	0	0	0	0
Familia, p	.000	4	1	0	0	0	0	0
Flores, ss	.300	4	10	3	1	0	0	0
Granderson, of	.389	5	18	7	2	0	0	5
Harvey, p	.000	1	2	0	0	0	0	0
Johnson, ph	.250	4	4	1	0	0	0	0
Lagares, of	.429	4	7	3	2	0	0	0
Matz, p	.000	1	0	0	0	0	0	0
Murphy, 2b	.333	5	21	7	1	0	3	5
Syndergaard, p	.000	2	2	0	0	0	0	0
Tejada, ss	.000	2	5	0	0	0	0	0
Wright, 3b	.063	5	16	1	0	0	0	2
TOTAL	.208	159	33	6	0	7	22	

PITCHER	W-L	ERA	G	SV	IP	ER	SO
Clippard	0-0	5.40	2	0	1.2	1	0
Colón	0-0	4.50	3	0	4.0	2	5
deGrom	2-0	1.38	2	0	13.0	2	20
Familia	0-0	0.00	4	2	5.1	0	3
Goeddel	0-0	---	1	0	0.0	3	0
Harvey	1-0	3.60	1	0	5.0	2	7
Matz	0-1	5.40	1	0	5.0	3	4
Niese	0-0	0.00	1	0	0.1	0	1
Reed	0-0	6.75	2	0	1.1	1	1
Robles	0-0	0.00	1	0	1.0	0	2
Syndergaard	0-1	3.68	2	0	7.1	3	11
TOTAL	3-2	3.48	2	44.0	17	54	

The Mets won Game 5, 3-2, at Los Angeles as deGrom outdueled Zack Greinke. Murphy delivered an RBI double in the first inning, but the Dodgers scored twice in the bottom of the first. D'Arnaud's fourth-inning sacrifice fly tied the game at 2-2 and Murphy hit a solo home run off Greinke in the sixth. Jeury Familia worked the final 2.0 innings for the save.

**GAME 1
FRIDAY, OCTOBER 9**

METS	0 0 0	1 0 0	2 0 0	—	3	5	0
DODGERS	0 0 0	0 0 0	0 1 0	—	1	7	0

WP - deGrom (1-0), LP - Kershaw (0-1), SV - Familia (1)
 2B-Turner, Seager, Kendrick. HR-Murphy (1). S-deGrom.
 Time-3:14. Attendance-54,428.

**GAME 2
SATURDAY, OCTOBER 10**

METS	0 2 0	0 0 0	0 0 0	—	2	5	0
DODGERS	0 0 0	1 0 0	4 0 X	—	5	7	0

WP - Greinke (1-0), LP - Syndergaard (0-1), SV - Jansen (1)
 2B-Turner-2, Ethier, Gonzalez. HR-Céspedes (1), Conforto (1). SB-
 Crawford, Hernandez. CS-Murphy.
 Time-3:24. Attendance-54,455.

**GAME 3
MONDAY, OCTOBER 12**

DODGERS	0 3 0	0 0 0	1 0 3	—	7	13	0
METS	0 4 2	4 0 0	3 0 X	—	13	13	1

WP - Harvey (1-0), LP - Anderson (0-1), SV - None
 E- Granderson. 2B - Granderson -2, Lagares, Flores. HR-
 d'Arnaud (1), Céspedes (2), Gonzalez (1), Kendrick (1). SF
 - Conforto.
 Time-3:42. Attendance-44,276.

**GAME 4
TUESDAY, OCTOBER 13**

DODGERS	0 0 3	0 0 0	0 0 0	—	3	7	0
METS	0 0 0	1 0 0	0 0 0	—	1	3	0

WP - Kershaw (1-1), LP - Matz (0-1), SV - Jansen (2)
 2B-Turner. HR-Murphy (2). SB-Granderson.
 Time-2:50. Attendance- 44,183.

**GAME 5
THURSDAY, OCTOBER 15**

METS	1 0 0	1 0 1	0 0 0	—	3	7	1
DODGERS	2 0 0	0 0 0	0 0 0	—	2	6	1

WP - deGrom (2-0), LP - Greinke (1-1), SV - Familia (2)
 E- Flores, Hernandez. 2B-Murphy, Lagares, Turner-2. HR-Murphy
 (3). S- Greinke-2. SF-d'Arnaud. SB-Murphy, Turner.
 Time-3:13. Attendance-54,602.

POST-SEASON EXTRA-INNING GAMES

DATE	GAME #	GAME RESULT
October 15, 1969	WS Game 4	Mets 2, Orioles 1 (10 innings) at Shea
October 9, 1973	NLCS Game 4	Reds 2, Mets 1 (12 innings) at Shea
October 14, 1973	WS Game 2	Mets 10, Athletics 7 (12 innings) at Oakland
October 16, 1973	WS Game 3	Athletics 3, Mets 2 (11 innings) at Shea
October 14, 1986	NLCS Game 5	Mets 2, Astros 1 (12 innings) at Shea
October 15, 1986	NLCS Game 6	Mets 7, Astros 6 (16 innings) at Houston
October 25, 1986	WS Game 6	Mets 6, Red Sox 5 (10 innings) at Shea
October 9, 1988	NLCS Game 4	Dodgers 5, Mets 4 (12 innings) at Shea
October 9, 1999	NLDS Game 4	Mets 4, Diamondbacks 3 (10 innings) at Shea
October 17, 1999	NLCS Game 5	Mets 4, Braves 3 (15 innings) at Shea
October 19, 1999	NLCS Game 6	Braves 10, Mets 9 (11 innings) at Atlanta
October 5, 2000	NLDS Game 2	Mets 5, Giants 4 (10 innings) at San Francisco
October 7, 2000	NLDS Game 3	Mets 3, Giants 2 (13 innings) at Shea
October 21, 2000	WS Game 1	Yankees 4, Mets 3 (12 innings) at Yankee Stadium
October 27, 2015	WS Game 1	Royals 5, Mets 4 (14 innings) at Kansas City
November 1, 2015	WS Game 5	Royals 7, Mets 2 (12 innings) at Shea

RECORD: 9-7

2015 LEAGUE CHAMPIONSHIP SERIES



CHICAGO CUBS vs. NEW YORK METS METS WON SERIES, 4-0



The Mets swept the Cubs, four games to none, in their first-ever playoff match-up against each other. The Mets won the first two games at home before closing out the series in Chicago, advancing to the club's fifth World Series.

In Game 1, Matt Harvey allowed two runs over 7.2 innings to pick up the win and Jeurys Familia worked the final 1.1 innings to earn the save. Daniel Murphy hit a solo home run in the first inning and Curtis Granderson snapped a 1-1 tie with a two-out RBI single in the fifth off Jon Lester. Travis d'Arnaud hit a solo home run in the sixth and Granderson added a sacrifice fly in the seventh in a 4-2 triumph.

Murphy hit a two-run home run in a three-run first inning off Jake Arrieta in Game 2 as the Mets won, 4-1. Noah Syndergaard allowed one run and racked up nine strikeouts over 5.2 innings. It was Arrieta's first loss since July 25.



Daniel Murphy was named the NLCS MVP after hitting .529 (9-17) with four home runs and six RBI.

SERIES STATISTICS

PLAYER	AVG.	G	AB	H	2B	3B	HR	RBI
Céspedes, of	.286	4	14	4	1	0	0	3
Conforto, of	.000	3	8	0	0	0	0	0
Cuddyer, of	.250	2	4	1	0	0	0	0
d'Arnaud, c	.267	4	15	4	0	0	2	2
deGrom, p	.000	1	3	0	0	0	0	0
Duda, 1b	.400	4	10	4	2	0	1	6
Flores, ss	.286	4	14	4	1	1	0	0
Granderson, of	.200	4	15	3	0	0	0	2
Harvey, p	.000	1	2	0	0	0	0	0
Johnson, ph	.000	2	2	0	0	0	0	0
Lagares, of	.333	4	6	2	0	0	0	0
Matz, p	.000	1	2	0	0	0	0	0
Murphy, 2b	.529	4	17	9	1	0	4	6
Nieuwenhuis, of	.000	1	2	0	0	0	0	0
Syndergaard, p	.000	1	2	0	0	0	0	0
Wright, 3b	.286	4	14	4	2	0	0	1
TOTAL	.269	130	130	35	7	1	7	20

PITCHER	W-L	ERA	G	SV	IP	ER	SO
Clippard	0-0	6.00	3	0	3.0	2	2
Colón	1-0	0.00	1	0	1.1	0	1
deGrom	1-0	2.57	1	0	7.0	2	7
Familia	0-0	0.00	4	3	4.1	0	3
Harvey	1-0	2.35	1	0	7.2	2	9
Matz	0-0	1.93	1	0	4.2	1	4
Niese	0-0	0.00	1	0	0.1	0	1
Reed	0-0	0.00	2	0	2.0	0	1
Syndergaard	1-0	1.59	1	0	5.2	1	9
TOTAL	4-0	2.00	3	36.0	8	37	

In Game 3, Michael Conforto struck out, but reached on a wild pitch in the sixth inning. On the play, Yoenis Céspedes scored from third to give the Mets a 3-2 lead. The Mets would go on to win, 5-2. Murphy hit a solo home run, his fifth straight postseason game with a long ball. Céspedes finished with three hits and two RBI. Jacob deGrom earned the win. He allowed two runs over 7.0 innings. Familia collected his third save of the series.

Lucas Duda hit a three-run home run in the first inning and d'Arnaud followed with a solo clout as the Mets closed out the series with an 8-3 win at Wrigley Field. Duda added a two-run double in the second. Murphy set a MLB postseason record with a home run in six straight games. Bartolo Colón earned the win in relief with 1.1 scoreless innings.

Murphy was named the NLCS MVP, hitting .529 (9-17) with four home runs and six RBI.



Lucas Duda drove in five runs in the Game 4 clinching win at Wrigley Field.

GAME 1
SATURDAY, OCTOBER 17

CUBS	000	010	010	—	2	5	0
METS	100	011	10X	—	4	8	1

WP - Harvey (1-0), LP - Lester (0-1), SV - Familia (1)
 E- d'Arnaud. 2B-Castro. HR-Murphy (1), d'Arnaud (1), Schwarber (1), S-Harvey. SF-Granderson. SB - Baez, Wright, Lagares.
 Time-2:55. Attendance-44,287.

GAME 2
SUNDAY, OCTOBER 18

CUBS	000	001	000	—	1	5	0
METS	301	000	00X	—	4	5	0

WP - Syndergaard (1-0), LP - Arrieta (0-1), SV - Familia (2)
 2B-Bryant, Wright. HR-Murphy (2). SB-Granderson-2 (2).
 Time-3:07. Attendance-44,502.

GAME 3
TUESDAY, OCTOBER 20

METS	101	001	200	—	5	11	0
CUBS	100	100	000	—	2	5	1

WP - deGrom (1-0), LP - Cahill (0-1), SV - Familia (3)
 E- Baez. 2B - Céspedes, Flores, Wright, Fowler. HR- Murphy (3), Schwarber (2), Soler (1), . S- Duda. SB-Céspedes. CS - Granderson.
 Time-3:01. Attendance-42,231.

GAME 4
WEDNESDAY, OCTOBER 21

METS	420	000	020	—	8	11	0
CUBS	000	100	020	—	3	6	0

WP - Colón (1-0), LP - Hammel (0-1), SV - None
 2B-Duda-2, Murphy, Soler-2. 3B - Flores. HR-Duda (1), d'Arnaud (2), Murphy (4), Bryant (1). S-Lagares. SB-Granderson, Flores.
 Time-3:32. Attendance-42,227.



Travis d'Arnaud takes a trot around the bases after slugging a home run that hit the Home Run Apple.

2015 WORLD SERIES



KANSAS CITY ROYALS vs. NEW YORK METS METS LOST SERIES, 4-1



The Mets lost the World Series in five games, despite holding a lead in every contest, including ninth inning leads in Game 1 and Game 5. New York fell to 2-3 all-time in the World Series.

In Game 1, Alcides Escobar hit a leadoff inside-the-park home run off Matt Harvey in the first inning, but the Mets grabbed a 3-1 lead on a solo homer by Curtis Granderson and RBIs from Travis d'Arnaud and Michael Conforto. The Royals tied the game with two runs in the sixth. In the eighth, Juan Lagares singled, stole second and scored when Wilmer Flores reached on an error. In the bottom of the ninth, Alex Gordon hit a one-out solo home run off Jeurys Familia to tie the game. Eric Hosmer hit a sacrifice fly in the bottom of the 14th inning, lifting Kansas City to a 5-4 win.

The Mets were held to two hits by Johnny Cueto as they fell 7-1 in Game 2.

David Wright hit a two-run home run and had four RBI in Citi Field's first World Series game as the Mets rolled to a 9-3 win. Noah Syndergaard allowed three runs over 6.0 innings. Granderson hit his second homer of the series and had two RBI.

The Mets led Game 4, 3-2 heading to the eighth inning on two solo home runs by Conforto and a sac fly by Granderson, but the Royals scored three times in the eighth off Tyler Clippard and Familia and went on to win, 5-3.



Matt Harvey struck out nine in his Game 5 start at Citi.

NY **SERIES STATISTICS** KC

PLAYER	AVG.	G	AB	H	2B	3B	HR	RBI
Céspedes, of	.150	5	20	3	0	0	0	1
Conforto, of	.333	5	15	5	0	0	2	4
Cuddyer, of	.000	1	3	0	0	0	0	0
d'Arnaud, c	.143	5	21	3	0	0	0	1
Duda, 1b	.263	5	19	5	0	0	0	2
Flores, ss	.059	5	17	1	0	0	0	0
Granderson, of	.250	5	20	5	0	0	3	5
Harvey, p	.000	1	3	0	0	0	0	0
Johnson, ph	.000	3	3	0	0	0	0	0
Lagares, of	.300	5	10	3	0	0	0	0
Matz, p	.000	1	1	0	0	0	0	0
Murphy, 2b	.150	5	20	3	0	0	0	0
Nieuwenhuis, of	.000	3	2	0	0	0	0	0
Syndergaard, p	.500	1	2	1	0	0	0	0
Uribe, ph	1.000	1	1	1	0	0	0	1
Wright, 3b	.208	5	24	5	0	0	1	4
TOTAL	.193	181	35	1	0	6	18	

PITCHER	W-L	ERA	G	SV	IP	ER	SO
Clippard	0-1	9.00	3	0	2.0	2	2
Colón	0-1	0.00	3	0	3.1	0	1
deGrom	0-1	7.20	1	0	5.0	4	2
Familia	0-0	1.80	4	0	5.0	1	3
Gilmartin	0-0	0.00	1	0	0.2	0	0
Harvey	0-0	3.21	2	0	14.0	5	11
Matz	0-0	3.60	1	0	5.0	2	5
Niese	0-0	5.79	4	0	4.2	3	4
Reed	0-1	9.82	5	0	3.2	4	1
Robles	0-0	0.00	2	0	2.0	0	2
Syndergaard	1-0	4.50	1	0	6.0	3	6
TOTAL	1-4	4.21	0	51.1	24	37	

Matt Harvey tossed 8.0 shutout innings, Granderson hit a leadoff home run and Lucas Duda had a bases-loaded sacrifice fly in Game 5. The Mets led 2-0 heading to the ninth inning. Harvey allowed a leadoff walk in the ninth followed by an RBI double by Hosmer. One out later, Hosmer scored on an infield ground out to tie the game. Kansas City would score five times in the 12th inning to win the World Series.

GAME 1
TUESDAY, OCTOBER 27

METS	000	111	010	000	00	—	4	11	1
ROYALS	100	002	001	000	01	—	5	11	1

WP - Young (1-0), LP - Colón (0-1), SV - None

E- Wright, Hosmer. 2B-Zobrist-2. HR-Granderson (1), Escobar (1), Gordon (1), S- Flores, Escobar. SF-Conforto, Hosmer-2. SB - Lagares, Cain. CS - Wright.

Time-5:09. Attendance-40,320.

GAME 2
WEDNESDAY, OCTOBER 28

METS	000	100	000	—	1	2	1
ROYALS	000	040	03X	—	7	10	0

WP - Cueto (1-0), LP - deGrom (0-1), SV - None

E-Duda. 2B-Perez, Gordon. 3B - Escobar. SF-Orlando.

Time-2:54. Attendance-40,410.

GAME 3
FRIDAY, OCTOBER 30

ROYALS	120	000	000	—	3	7	0
METS	202	104	00X	—	9	12	0

WP - Syndergaard (1-0), LP - Ventura (0-1), SV - None

2B - Zobrist, d'Arnaud. HR- Wright (1), Granderson (2). S- Ventura. SF-Céspedes. SB-Escobar.

Time-3:22. Attendance-44,781.

GAME 4
SATURDAY, OCTOBER 31

ROYALS	000	011	030	—	5	9	0
METS	002	010	000	—	3	6	2

WP - Madson (1-0), LP - Clippard (0-1), SV - Davis (1)

E- Colón, Murphy. 2B-Perez, Zobrist, HR-Conforto 2 (2). SF- Granderson. S- Matz. SB-Cain-2. CS- Granderson.

Time-3:29. Attendance-44,815.

GAME 5
SUNDAY, NOVEMBER 1

ROYALS	000	000	002	005	—	7	10	1
METS	100	001	000	000	—	2	4	2

WP -Hochevar (1-0), LP - Reed (0-1), SV - None

E- Hosmer, Murphy, Wright. 2B-Hosmer, Escobar, Cain. HR- Granderson (3). SF-Duda. SB-Cain-2, Hosmer, Dyson.

Time-4:15. Attendance-44,859.



Michael Conforto slugged a pair of solo home runs in Game 4.

2016 WILD CARD GAME



SAN FRANCISCO GIANTS vs. NEW YORK METS

METS LOST SERIES, 1-0




The Mets were shutout, 3-0, in a one-game Wild Card Game against the San Francisco Giants at Citi Field.

Noah Syndergaard fired 7.0 shutout innings, allowed just two hits and struck out 10. He did not allow a baserunner until the fourth inning and did not surrender a hit until Denard Span's two-out single in the sixth inning. It was the 10th double-digit strikeout performance by a Mets pitcher in postseason play.

Addison Reed escaped a bases loaded jam in the eighth inning when he struck out Hunter Pence.

Conor Gillaspie hit a one out, three-run homer off Jeury's Familia in the ninth inning for the game's lone runs.

Madison Bumgarner tossed a four-hit shutout and racked up six strikeouts.



Noah Syndergaard struck out 10 over 7.0 shutout innings in the 2016 NL Wild Card Game vs. San Francisco.

SERIES STATISTICS									
PLAYER	AVG.	G	AB	H	2B	3B	HR	RBI	
Bruce, of	.000	1	3	0	0	0	0	0	
Cabrera, ss	.333	1	3	1	0	0	0	0	
Campbell, ph	.000	1	1	0	0	0	0	0	
Céspedes, of	.000	1	4	0	0	0	0	0	
Granderson, of	.000	1	4	0	0	0	0	0	
Kelly, ph	1.000	1	1	1	0	0	0	0	
Loney, 1b	.000	1	1	0	0	0	0	0	
Reyes, 3b	.000	1	4	0	0	0	0	0	
Rivera, TJ, 2b	.250	1	4	1	1	0	0	0	
Rivera, R., c	.333	1	3	1	0	0	0	0	
Syndergaard, p	.000	1	2	0	0	0	0	0	
TOTAL	.133		30	4	1	0	0	0	

PITCHER	W-L	ERA	G	SV	IP	ER	SO
Syndergaard	0-0	0.00	1	0	7.0	0	10
Reed	0-0	0.00	1	0	1.0	0	1
Familia	0-1	27.00	1	0	1.0	3	1
TOTAL	0-1	3.00		0	9.0	3	12



WILD CARD GAME WEDNESDAY, OCTOBER 5

GIANTS	000	000	003	—	3	5	0
METS	000	000	000	—	0	4	0

WP - Bumgarner (1-0), LP - Familia (0-1), SV - None
 E - None. 2B - Crawford, Rivera, T. HR - Gillaspie (1). S - Bumgarner.
 SB - Span. CS - Span.
 Time-3:11. Attendance - 44,747.

POSTSEASON RECORDS

ALL-TIME POSTSEASON LEADERS

GAMES

David Wright.....	24
Edgardo Alfonzo.....	24
Robin Ventura.....	24
Mike Piazza.....	22
Benny Agbayani.....	22
Seven tied at	20

TRIPLES

Buddy Harrelson.....	1
Don Hahn.....	1
Felix Millan.....	1
Lenny Dykstra.....	1
Keith Hernandez.....	1
Gary Carter.....	1
Edgardo Alfonzo.....	1
José Reyes.....	1
Wilmer Flores.....	1

RBI

Edgardo Alfonzo.....	17
Gary Carter.....	15
David Wright.....	13
Curtis Granderson.....	12
Keith Hernandez.....	12
John Olerud.....	12
Mike Piazza.....	12
Darryl Strawberry.....	12

SAVES

Jeury's Familia.....	5
Armando Benitez.....	3
Tug McGraw.....	3
Billy Wagner.....	3
Jesse Orosco.....	2
Ray Taylor.....	2
Five tied at	1

GAMES

John Franco.....	15
Armando Benitez.....	15
Jeury's Familia.....	13
Turk Wendell.....	13
Roger McDowell.....	11
Dennis Cook.....	10
Addison Reed.....	10

BATTING AVERAGE

(minimum of 25 at-bats)

Carlos Delgado.....	351 (13-37)
John Olerud.....	349 (15-43)
Rusty Staub.....	341 (14-41)
Gregg Jefferies.....	333 (9-27)
Lenny Dykstra.....	328 (21-64)
Daniel Murphy.....	328 (19-58)

HOME RUNS

Daniel Murphy.....	7
Mike Piazza.....	5
Darryl Strawberry.....	4
Lenny Dykstra.....	4
Edgardo Alfonzo.....	4
Rusty Staub.....	4
Carlos Delgado.....	4

WINS

Jerry Koosman.....	4
Jacob deGrom.....	3
Tom Seaver.....	3
Turk Wendell.....	3
Jesse Orosco.....	3
Eight tied with.....	2

STRIKEOUTS

Tom Seaver.....	46
Al Leiter.....	40
Dwight Gooden.....	38
Noah Syndergaard.....	36
Jerry Koosman.....	31
Jacob deGrom.....	29
Matt Harvey.....	27

GAMES STARTED

Tom Seaver.....	7
Al Leiter.....	7
Dwight Gooden.....	6
Ron Darling.....	6
Jerry Koosman.....	6

HITS

Edgardo Alfonzo.....	26
Cleon Jones.....	23
Mike Piazza.....	22
Lenny Dykstra.....	21
Keith Hernandez.....	20
Benny Agbayani.....	20

RUNS

Edgardo Alfonzo.....	15
Cleon Jones.....	14
Lenny Dykstra.....	13
Darryl Strawberry.....	13
Daniel Murphy.....	13
Mike Piazza.....	12

ERA

(minimum of 15.0 innings)

Jon Matlack.....	1.40 ERA
(4 ER/25.2 IP)	
Tom Glavine.....	1.59 ERA
(3 ER/17.0 IP)	
Tug McGraw.....	1.66 ERA
(4 ER/21.2 IP)	
Armando Benitez.....	2.00 ERA
(4 ER/18.0 IP)	
Bobby Ojeda.....	2.33 ERA
(7 ER/27.0 IP)	

INNINGS PITCHED

Tom Seaver.....	53.2
Al Leiter.....	45.1
Dwight Gooden.....	44.1
Jerry Koosman.....	40.0
Ron Darling.....	29.2

DOUBLES

Edgardo Alfonzo.....	8
Cleon Jones.....	7
Benny Agbayani.....	6
Mike Piazza.....	6
Todd Zeile.....	6
David Wright.....	5
Robin Ventura.....	5

STOLEN BASES

Rickey Henderson.....	7
Curtis Granderson.....	4
Mookie Wilson.....	4
Darryl Strawberry.....	4
Tommie Agee.....	3
Wally Backman.....	3
Timo Perez.....	3
Roger Cedeño.....	3
José Reyes.....	3

LOSSES

Tom Seaver.....	3
Kenny Rogers.....	3
Dwight Gooden.....	3
Harry Parker.....	2
Jon Matlack.....	2
Sid Fernandez.....	2
Ron Darling.....	2
Al Leiter.....	2
Mike Hampton.....	2

COMPLETE GAMES

Tom Seaver.....	2
Jerry Koosman.....	2
Jon Matlack.....	1
Bobby Ojeda.....	1
David Cone.....	1
Bobby Jones.....	1
Mike Hampton.....	1

SINGLE-SEASON POSTSEASON LEADERS

BATTING AVERAGE

(minimum of 25 at-bats)

Carlos Delgado (2006).....	351
John Olerud (1999).....	349
Rusty Staub (1973).....	341
Gregg Jefferies (1988).....	333
Daniel Murphy (2015).....	328
Benny Agbayani (2000)....	320

HOME RUNS

Daniel Murphy (2015).....	7
Mike Piazza (2000).....	4
Rusty Staub (1973).....	4
Carlos Delgado (2006).....	4
10 tied at	3

WINS

Jacob deGrom (2015).....	3
Jesse Orosco (1986).....	3
11 tied at	2

STRIKEOUTS

Tom Seaver (1973).....	35
Al Leiter (2000).....	31
Jacob deGrom (2015).....	29
Matt Harvey (2015).....	27
Noah Syndergaard (2015) 26	

HITS

Daniel Murphy (2015).....	19
Edgardo Alfonzo (2000)....	16
Benny Agbayani (2000)....	16
Mike Piazza (2000).....	16
Todd Zeile (2000).....	16
Three tied at	15

RUNS

Daniel Murphy (2015).....	13
Mike Piazza (2000).....	11
Timo Perez (2000).....	11
Curtis Granderson (2015)...	10
Carlos Beltrán (2006).....	10
Wally Backman (1986).....	9

ERA

(minimum of 15.0 innings)

Jon Matlack (1973).....	1.40
Tom Glavine (2006).....	1.59
Tug McGraw (1973).....	1.93
Tom Seaver (1973).....	1.99
Bobby Ojeda (1986).....	2.33

INNINGS PITCHED

Tom Seaver (1973).....	31.2
Al Leiter (2000).....	30.2
Mike Hampton (2000)....	27.1
Bobby Ojeda (1986).....	27.0
Matt Harvey (2015).....	26.2

DOUBLES

Todd Zeile (2000).....	6
Mike Piazza (2000).....	6
Benny Agbayani (2000)....	5
Edgardo Alfonzo (1999)....	5
Cleon Jones (1973).....	4

STOLEN BASES

Rickey Henderson (1999)...	7
Curtis Granderson (2015)...	4
Mookie Wilson (1986).....	4
Darryl Strawberry (1986)....	4
4 tied at.....	3

LOSSES

Kenny Rogers (1999).....	3
Dwight Gooden (1986).....	3
Tom Seaver (1973).....	2
Harry Parker (1973).....	2
Jon Matlack (1973).....	2
Mike Hampton (2000).....	2

GAMES

Jeurys Familia (2015).....	12
Addison Reed (2015).....	9
John Franco (2000).....	9
Jesse Orosco (1986).....	8
Tyler Clippard (2015).....	8
Armando Benitez (2000)....	8

TRIPLES

Nine tied with	1
----------------------	---

RBI

Curtis Granderson (2015)...	12
John Olerud (1999).....	12
Daniel Murphy (2015).....	11
Gary Carter (1986).....	11
Rusty Staub (1973).....	11
Carlos Delgado (2006).....	11

SAVES

Jeurys Familia (2015).....	5
Billy Wagner (2006).....	3
Jesse Orosco (1986).....	2
Tug McGraw (1973).....	2
Armando Benitez (2000)....	2
Ron Taylor (1969).....	2

WALKS

Tug McGraw (1973).....	12
Mike Hampton (2000).....	12
Ron Darling (1986).....	12
John Maine (2006).....	11
Four tied with	9

POSTSEASON HIGHS & LOWS

INDIVIDUAL BATTING HIGHS

Most Runs, Game	4 (Carlos Beltrán, at St. Louis, 2006 NLCS Game 4)
Most Hits, Game	4 (5x, last, Daniel Murphy, at Chicago, 2015 NLCS Game 4)
Longest Hitting Streak	13 games (2x, Benny Agbayani and Edgardo Alfonzo, 1999-2000)
Most RBI, Game	5 (5x, last, Lucas Duda, at Chicago, 2015 NLCS Game 4)
Most Doubles, Game	2 (6x, last, Lucas Duda, at Chicago, 2015 NLCS Game 4)
Most Triples, Game	1 (9x, last, Wilmer Flores, at Chicago, 2015 NLCS Game 4)
Most Home Runs, Game.....	2 (6x, last, Michael Conforto, vs. Kansas City, 2015 World Series Game 4)
Home Runs, Consecutive Games	6 (Daniel Murphy, 2015 NLDS Game 3-NLCS Game 4)
Grand Slams	1 (Edgardo Alfonzo, at Arizona, 1999 NLDS Game 1, off Bobby Chouinard)
Pinch-Hit Home Runs	None
Leadoff Home Runs	5 (last, Curtis Granderson, vs. Kansas City, 2015 World Series Game 5 off Edinson Volquez)
Extra-Inning Home Runs.....	2 (last, Benny Agbayani, vs. San Francisco, 2000 NLDS Game 3, off Aaron Fultz)
Walk-off Home Runs	3 (last, Benny Agbayani, vs. San Francisco, 2000 NLDS Game 3, off Aaron Fultz)
Walk-off Hits/RBI	5 (last, Benny Agbayani, vs. San Francisco, 2000 NLDS Game 3, off Aaron Fultz)
Most Walks, Game.....	3 (5x, last, Carlos Delgado, vs. St. Louis, 2006 NLCS Game 7)
Most Strikeouts, Game.....	4 (2x, last, Lucas Duda, vs. Los Angeles, 2015 NLCS Game 3)
Most Total Bases, Game	10 (Gary Carter, at Boston, 1986 World Series Game 4)
Most Extra-Base Hits, Game.....	3 (2x, last, Lucas Duda, at Chicago, 2015 NLCS Game 4)
Most Stolen Bases, Game	3 (Rickey Henderson, at 1999 Arizona, NLDS Game 2)
Most Hits by Pitcher, Game	2 (2x, last, Jerry Koosman, vs. Cincinnati, 1973 NLCS Game 3)
Most RBI by Pitcher, Game	2 (Gary Gentry, vs. Baltimore, 1969 World Series Game 3)
Last RBI by a Pitcher	(Jesse Orosco, vs. Boston, 1986 World Series Game 7)
Runs Scored by Pitcher, Game	1 (10x, last, Noah Syndergaard, vs. Kansas City, 2015 World Series, Game 3)

POSTSEASON HIGHS & LOWS

TEAM BATTING HIGHS

Most Runs, Game	13 (13-7 win vs. Los Angeles, 2015 NLDS Game 3)
Fewest Runs, Game	0 (6x, last, 3-0 loss vs. San Francisco, 2016 Wild Card Game)
Most Runs, Inning	6 (2x, last, at St. Louis, 6th inning, 2006 NLCS Game 4)
Most Hits, Game	15 (2x, last, at Atlanta, 1999 NLCS Game 6)
Fewest Hits, Game	2 (at Kansas City, 2015 World Series, Game 2)
Most Total Bases, Game	28 (at St. Louis, 2006 NLCS Game 4)
Most Doubles, Game	6 (vs. St. Louis, 2000 NLCS Game 4)
Most Triples, Game	1 (9x, last, at Chicago, 2015 NLCS Game 4)
Most Home Runs, Game	4 (at St. Louis, 2006 NLCS Game 4)
Most Home Runs, Inning	2 (7x, last, at Chicago, 2015 NLCS Game 4, 1st inning, Lucas Duda, Travis d'Arnaud)
Back-to-Back Home Runs	(2x, last, Lucas Duda, Travis d'Arnaud, at Chicago, 2015 NLCS Game 4, 1st inning)
Most Extra-Base Hits, Game	7 (3x, last, at Chicago, 2015 NLCS Game 4)
Most Walks, Game	9 (vs. St. Louis, 2000 NLCS Game 5)
Most Strikeouts, Nine-Inning Game	14 (2x, last, at Los Angeles, 2015 NLDS Game 1)
Most Strikeouts, Extra Innings	15 (2x, last, at Kansas City, 2015 World Series, Game 1 - 14 innings)
Most Stolen Bases, Game	4 (2x, last, at Arizona, NLDS Game 2)

INDIVIDUAL PITCHING HIGHS

Most Runs Allowed, Game	6 (5x, last, Bobby Jones, vs. St. Louis, 2000 NLCS Game 4)
Most Hits Allowed, Game	10 (Bob Ojeda, at Houston, 1986 NLCS Game 2)
Most Home Runs Allowed, Game	3 (Oliver Perez, at St. Louis, 2006 NLCS Game 4)
Most Strikeouts, Game, Starter	13 (2x, last, Jacob deGrom, at Los Angeles, 2015 NLDS Game 1)
Most Strikeouts, Game, Reliever	8 (Tug McGraw, at Oakland, 1973 World Series Game 2)
Most Walks, Game	6 (Ron Darling, at Boston, 1986 World Series Game 4)
Longest Winning Streak	4 (Jerry Koosman, 10/12/69-10/18/73)
Longest Losing Streak	3 (2x, last, Kenny Rogers, 10/6-10/19/99)
Most Innings Pitched, Game	10.0 (2x, last, by Dwight Gooden, vs. Houston, 1986 NLCS Game 5)
Most Innings Pitched, Reliever	7.0 (Nolan Ryan, vs. Atlanta, 1969 NLCS Game 3)
Complete Games	9 (last, Mike Hampton, vs. St. Louis, 2000 NLCS Game 5)
Complete-Game Shutouts	3 (last, Mike Hampton, vs. St. Louis, 2000 NLCS Game 5)
10+ Strikeouts, Game	5 (last, Noah Syndergaard, 10 strikeouts, vs. San Francisco, 2016 Wild Card Game)

TEAM PITCHING HIGHS

Most Runs Allowed	10 (10-9 loss at Atlanta, 1999 NLCS Game 6)
Most Runs Allowed, Inning	5 (4x, last, vs. Kansas City, 2015 World Series Game 5 - 12th inning)
Most Hits Allowed, Game	18 (vs. Boston, 1986 World Series Game 2)
Fewest Runs Allowed, Game	0 (6x, last, vs. St. Louis, 2006 NLCS Game 1)
Fewest Hits Allowed, Game	1 (vs. San Francisco, 2000 NLDS Game 4)
Most Consecutive Scoreless Innings	26.0 (2000 NLDS Game 3-2000 Game 4, NLCS G1)
Most Home Runs Allowed, Game	3 (at St. Louis, 2006 NLCS Game 4)
Most Home Runs Allowed, Inning	2 (5x, last, at St. Louis, 2006 NLCS Game 4, 6th inning)
Back-to-Back HRs, Allowed	2x (last, Brian Jordan/Ryan Klesko off Rick Reed, vs. Atlanta, 1999 NLCS Game, 8th inning)
Leadoff Home Runs, Allowed	3 (last, Alcides Escobar, at Kansas City, 2015 World Series Game 1 off Matt Harvey)
Walk-off Home Runs, Allowed	1 (Johnny Bench, at Cincinnati, 1973 NLCS Game 1 off Tom Seaver)
Extra-Inning Home Runs, Allowed	4 (last, Kirk Gibson, vs. Los Angeles, 1988 NLCS Game 4, off Roger McDowell)
Grand Slams, Allowed	None
Pinch-Hit Home Runs, Allowed	3 (last, Chris Duncan, at St. Louis, 2006 NLCS Game 5, off Pedro Feliciano)
Most Strikeouts, Nine Innings	13 (2x, last, at Los Angeles, 2015 NLDS Game 1)
Most Strikeouts, Extra Innings	19 (vs. Atlanta, 1999 NLCS Game 5, 15 innings)
Most Walks Allowed, Nine Innings	7 (3x, last, at Boston, 1986 World Series Game 4)
Most Walks Allowed, Extra Innings	10 (vs. Atlanta, 1999 NLCS Game 5, 15 innings)

MISCELLANEOUS STATS

Longest Game, Time, Nine-Inning Game	3:59 (vs. St. Louis, 2000 NLCS Game 2, 6-5 win)
Longest Game, Time, Extra-Inning Game	5:46 (vs. Atlanta, 1999 NLCS Game 5, 4-3 win, 15 innings)
Longest Game, Innings	16 (at Houston, 1986 NLCS Game 6, 7-6 win)
Longest Winning Streak	5 (2x, last, 2015 NLDS Game 5 - 2015 NLCS Game 4)
Longest Losing Streak	3 (3x, last, 2015 World Series Game 4-present)
Most Errors, Team, Game	3 (2x, last, at Yankees, 2000 World Series Game 2)

ALL SERIES RECORDS

INDIVIDUAL BATTING SERIES RECORDS

MOST GAMES

7 Many Times
Series

AT-BATS

32 José Reyes vs. St. Louis (2006 NLCS)
Felix Millan vs. Oakland (1973 World Series)
Series

Nine Inning Game

6 José Reyes & Paul Lo Duca vs. St. Louis (2006 NLCS-Game 4)

Extra Inning Game

7 six times, last, David Wright & Daniel Murphy at Kansas City (2015 World Series-Game 1)

RUNS

Series

8 two times, last, Carlos Beltrán vs. St. Louis (2006 NLCS)

Game

4 Carlos Beltrán vs. St. Louis (2006 NLCS-Game 4)

HITS

Series

11 Rusty Staub vs. Oakland (1973 World Series)

Game

4 five times, last, Daniel Murphy at Chicago (2015 NLCS-Game 4)

DOUBLES

Series

4 Edgardo Alfonzo vs. Atlanta (1999 NLCS)

Game

2 six times, last, Lucas Duda at Chicago (2015 NLCS-Game 4)

TRIPLES

Series

1 nine times, last, Wilmer Flores at Chicago (2015 NLCS-Game 4)

Game

1 nine times, last, Wilmer Flores at Chicago (2015 NLCS-Game 4)

HOME RUNS

Series

4 Daniel Murphy vs. Chicago (2015 NLCS)

Game

2 six times, last, Michael Conforto vs. Kansas City (2015 World Series-Game 4)

RBI

Series

9 two times, last, Carlos Delgado vs. St. Louis (2006 NLCS)

Game

5 five times, last, Lucas Duda at Chicago (2015 NLCS-Game 4)

EXTRA-BASE HITS

Series

6 Carlos Delgado vs. St. Louis (2006 NLCS)

Game

3 twice, last, Lucas Duda at Chicago (2015 NLCS-Game 4)

TEAM BATTING SERIES RECORDS

RUNS

Series

32 vs. Boston (1986 World Series)

Game

13 vs. Los Angeles (2015 NLDS-Game 3)

HITS

Series

66 vs. Oakland (1973 World Series)

Nine Inning Game

14 three times, last, at St. Louis (2006 NLCS-Game 4)

Extra Inning Game

15 two times, last, at Atlanta (1999 NLCS-Game 6)

DOUBLES

Series

12 three times, last, vs. St. Louis (2006 NLCS)

Game

6 vs. St. Louis (2000 NLCS-Game 4)

TRIPLES

Series

2 two times, last, vs. Houston (1986 NLCS)

Game

1 nine times, last, at Chicago (2015 NLCS-Game 4)

HOME RUNS

Series

8 vs. St. Louis (2006 NLCS)

Game

4 vs. St. Louis (2006 NLCS-Game 4)

RBI

Series

29 vs. Boston (1986 World Series)

Game

13 vs. Los Angeles (2015 NLDS-Game 3)

STOLEN BASES

Series

8 vs. Arizona (1999 NLDS)

Game

4 two times, last, at Arizona (1999 NLDS-Game 2)

INDIVIDUAL PITCHING SERIES RECORDS

GAMES WON

Series

3.....Jesse Orosco vs. Houston (1986 NLCS)

GAMES LOST

Series

2.....three times, last, Kenny Rogers vs. Atlanta (1999 NLCS)

SAVES

Series

3.....Jeury's Familia vs. Chicago (2015 NLCS)

GAMES

Series

5.....seven times, last, Addison Reed vs. Kansas City (2015 World Series)

GAMES STARTED

Series

3.....two times, last, Ron Darling vs. Boston (1986 World Series)

COMPLETE GAMES

Series

1.....nine times, last, Mike Hampton vs. St. Louis (2000 NLCS-Game 5)

INNINGS PITCHED

Game

10.0.....twice, last, Dwight Gooden vs. Houston (1986 NLCS-Game 5)

Series

18.1.....Dwight Gooden vs. Los Angeles (1988 NLCS)

STRIKEOUTS

Game

13.....twice, last, Jacob deGrom at Los Angeles (2015 NLDS-Game 1)

Series

20.....twice, last, Jacob deGrom vs. Los Angeles (2015 NLDS)

TEAM PITCHING SERIES RECORDS

FEWEST HITS ALLOWED

Game

1.....vs. San Francisco (2000 NLDS-Game 4)

Series

21.....vs. Chicago (2015 NLCS)

MOST HITS ALLOWED

Game

18.....vs. Boston (1986 World Series-Game 2)

Series

69.....vs. Boston (1986 World Series)

MOST RUNS ALLOWED

Inning

5.....four times, last, vs. Kansas City, 12th inning (2015 World Series-Game 5)

Nine Inning Game

9.....two times, last, vs. St. Louis (2006 NLCS-Game 2)

Extra Inning Game

10.....at Atlanta (1999 NLCS-Game 6)

Series

31.....vs. Los Angeles (1988 NLCS)

FEWEST RUNS ALLOWED

Game

0.....six times, last, vs. St. Louis (2006 NLCS-Game 1)

Series

8.....two times, last, vs. Chicago (2015 NLCS)

HOME RUNS ALLOWED

Game

3...vs. St. Louis (2006 NLCS-Game 4)

Series

9.....vs. St. Louis (2006 NLCS)

MOST STRIKEOUTS

Nine Inning Game

13.....twice, last, at Los Angeles (2015 NLDS-Game 1)

Extra Inning Game

19...vs. Atlanta (1999 NLCS-Game 5)

Series

62...vs. Oakland (1973 World Series)

POST-SEASON WALK-OFF WINS

DATE

October 15, 1969
October 11, 1986
October 14, 1986
October 25, 1986
October 9, 1999
October 17, 1999
October 7, 2000

GAME

WS Game 4
NLCS Game 3
NLCS Game 5
WS Game 6
NLDS Game 4
NLCS Game 5
NLDS Game 3

GAME RESULT

Mets 2, Orioles 1 (10 innings) - J.C. Martin reaches on E1.
Mets 6, Astros 5 - Lenny Dykstra two-run homer.
Mets 2, Astros 1 (12 innings) - Gary Carter RBI single.
Mets 6, Red Sox 5 (10 innings) - Mookie Wilson reaches on E3.
Mets 4, Diamondbacks 3 (10 innings) Todd Pratt solo homer.
Mets 4, Braves 3 (15 innings) - Robin Ventura grand slam single
Mets 3, Giants 2 (13 innings) - Benny Agbayani solo homer.

NL EAST CLINCHING DATES

YEAR

1969
1973
1986
1988
2006
2015

DATE

September 24
October 1
September 17
September 22
September 18
September 26

GAME

157
161
145
151
149
155

GAME RESULTS

Mets 6, Cardinals 0 at Shea
Mets 6, Cubs 4 at Chicago
Mets 4, Cubs 2 at Shea
Mets 3, Phillies 1 at Shea
Mets 4, Marlins 0 at Shea
Mets 10, Reds 2 at Cincinnati

DIVISION SERIES RECORDS

INDIVIDUAL BATTING SERIES RECORDS

MOST GAMES PLAYED

Career
8 games.....David Wright, Benny Agbayani, Edgardo Alfonzo & Robin Ventura
Series
5.....6 times, all in 2015 NLDS

MOST AT-BATS

Career
34.....Edgardo Alfonzo
Series
21.....Daniel Murphy vs. Los Angeles (2015)
Nine Inning Game
5.....many times
Extra Inning Game
6.....Timo Perez & Benny Agbayani vs. San Francisco (2000-Game 3)

MOST RUNS

Career
7.....Edgardo Alfonzo
Series
6.....Edgardo Alfonzo vs. Arizona (1999)
Game
3.....three times, last, Yoenis Céspedes, Travis d'Arnaud & Juan Lagares vs. Los Angeles (2015-Game 3)

MOST HITS

Career
9.....Edgardo Alfonzo
Series
7.....three times, last, Curtis Granderson & Daniel Murphy vs. Los Angeles (2015)
Game
4.....Carlos Delgado vs. Los Angeles (2006-Game 1)

MOST DOUBLES

Career
3.....Edgardo Alfonzo
Series
2.....six times, last, Curtis Granderson & Juan Lagares vs. Los Angeles (2015)
Game
2.....three times, last, Curtis Granderson at Los Angeles (2015-Game 3)

MOST TRIPLES

Career
.....None

MOST HOME RUNS

Career
4.....Edgardo Alfonzo
Series
3.....two times, last, Daniel Murphy vs. Los Angeles (2015)
Game
2.....Edgardo Alfonzo at Arizona (1999-Game 1)

MOST RBI

Career
11.....Edgardo Alfonzo
Series
6.....Edgardo Alfonzo & John Olerud vs. Arizona (1999)
Game
5...two times, last, Curtis Granderson vs. Los Angeles (2015-Game 3)

MOST EXTRA-BASE HITS

Career
7.....Edgardo Alfonzo
Series
4.....two times, last, Daniel Murphy vs. Los Angeles (2015)
Game
2.....five times, last, Daniel Murphy at Los Angeles (2015-Game 5)

MOST STOLEN BASES

Career
6.....Rickey Henderson
Series
6.....Rickey Henderson vs. Arizona (1999)
Game
3.....Rickey Henderson at Arizona (1999-Game 2)

TEAM BATTING SERIES RECORDS

RUNS

Game
13.....vs. Los Angeles (2015-Game 3)
Inning
6.....sixth inning vs. Arizona (1999-Game 3)
Series
22.....two times, last, vs. Los Angeles (2015)

HITS

Game
14.....at Los Angeles (2006-Game 3)
Series
34.....vs. Arizona (1999)

DOUBLES

Game
4.....vs. Los Angeles (2015-Game 3)
Series
7.....vs. San Francisco (2000)

TRIPLES

Game
.....None

HOME RUNS

Game
3.....vs. Arizona (1999-Game 1)
Series
7.....vs. Los Angeles (2015)

RBI

Game
13.....vs. Los Angeles (2015-Game 3)
Series
22.....two times, last, vs. Los Angeles (2015)

STOLEN BASES

Game
4.....at Arizona (1999-Game 2)
Series
8.....vs. Arizona (1999)

INDIVIDUAL PITCHING SERIES RECORDS

MOST GAMES WON

- Career**
 2..... Jacob deGrom
Series
 2..... Jacob deGrom
 vs. Los Angeles (2015)

MOST GAMES LOST

- Career**
 1..... four times, last, Steven Matz
 vs. Los Angeles (2015-Game 4)
Series
 1..... four times, last, Steven Matz
 vs. Angeles (2015-Game 4)

MOST SAVES

- Career**
 2..... Jeurys Familia & Billy Wagner
Series
 2..... two times, last, Jeurys Familia
 vs. Los Angeles (2015)

MOST GAMES

- Career**
 5..... John Franco
Series
 4..... Jeurys Familia
 vs. Los Angeles (2015)

MOST GAMES STARTED

- Career**
 2..... three times, last, Jacob deGrom
Series
 2..... Jacob deGrom
 vs. Los Angeles (2015)

MOST COMPLETE GAMES

- Career**
 1..... Bobby Jones
Series
 1..... Bobby Jones
 vs. San Francisco (2000-Game 4)

MOST INNINGS PITCHED

- Career**
 15.2..... Al Leiter
Series
 13.0..... Jacob deGrom
 vs. Los Angeles (2015)
Game
 9.0..... Bobby Jones
 vs. San Francisco (2000-Game 4)

MOST STRIKEOUTS

- Career**
 20..... Jacob deGrom
Series
 20..... Jacob deGrom
 vs. Los Angeles (2015)
Game
 13..... Jacob deGrom
 at Los Angeles (2015-Game 1)

TEAM PITCHING SERIES RECORDS

FEWEST HITS ALLOWED

- Game**
 1...vs. San Francisco (2000-Game 4)
Series
 26.....vs. Arizona (1999)

MOST HITS ALLOWED

- Game (Nine Innings)**
 16.....at Los Angeles (2006-Game 3)
Game (Extra Innings)
 11...vs. San Francisco (2000-Game 3)
Series
 40.....vs. Los Angeles (2015)

FEWEST RUNS ALLOWED

- Game**
 0...vs. San Francisco (2000-Game 4)
Series
 16.....vs. Arizona (1999)

MOST RUNS ALLOWED

- Inning**
 4..... two times, last, 7th
 at Los Angeles (2015-Game 2)
Game
 7..... two times, last, vs. Los Angeles
 (2015-Game 3)
Series
 18..... vs. Los Angeles (2015)

MOST HOME RUNS ALLOWED

- Most Home Runs Allowed Game**
 2..... vs. Los Angeles (2015-Game 3)
Most Home Runs Allowed Series
 4.....vs. Arizona (1999)

MOST STRIKEOUTS

- Strikeouts Game (Nine Innings)**
 13.....at Los Angeles (2015-Game 1)
Strikeouts Extra Inning Game
 17... vs. San Francisco (2000-Game 3)
Series
 54..... vs. Los Angeles (2015)

MISCELLANEOUS RECORDS

Consecutive Wins

- 7.....2000 Game 2-2015 Game 1

Consecutive Losses

- 1.....four times, last, 2015 (Game 4)

Shutouts

- 1..... 2000-Game 4
 vs. San Francisco (Won, 4-0)

Extra Inning Games

- 1999..... Game 4 vs. Arizona
 (Won, 4-3 in 10 innings)
 2000..... Game 2 at San Francisco
 (Won, 5-4 in 10 innings)
 2000..... Game 3 vs. San Francisco
 (Won, 3-2 in 13 innings)

ERRORS

- Game**
 2..... vs. Los Angeles (2006-Game 3)
Series
 3..... vs. Los Angeles (2006)

LEAGUE CHAMPIONSHIP RECORDS

INDIVIDUAL BATTING SERIES RECORDS

MOST GAMES PLAYED

- Career**
13..... Wally Backman, Gary Carter,
Lenny Dykstra, Keith Hernandez &
Darryl Strawberry
- Series**
7two times, by seven players
vs. Los Angeles (1988)
by eight players vs. St. Louis (2006)

MOST AT-BATS

- Career**
54 Gary Carter
- Series**
32..... José Reyes vs. St. Louis (2006)
- Nine-Inning Game**
6 José Reyes & Paul Lo Duca
at St. Louis (2006-Game 4)
- Extra-Inning Game**
7 three times, last, Robin Ventura,
vs. Atlanta (1999-Game 5)

MOST RUNS

- Career**
9 Lenny Dykstra &
Darryl Strawberry
- Series**
8two times, last, Carlos Beltrán
vs. St. Louis (2006)
- Game**
4 Carlos Beltrán
at St. Louis (2006-Game 4)

MOST HITS

- Career**
14..... Edgardo Alfonzo, Keith
Hernandez & Darryl Strawberry
- Series**
9four times, last, Daniel Murphy
vs. Chicago (2015)
- Game**
4two times, last, Daniel Murphy
at Chicago (2015-Game 4)

MOST DOUBLES

- Career**
5 Edgardo Alfonzo
- Series**
4...Edgardo Alfonzo vs. Atlanta (1999)
- Game**
2 three times, last, Lucas Duda
at Chicago (2015-Game 4)

MOST TRIPLES

- Career**
1 seven players tied
- Series**
1 seven players tied
- Game**
1 seven times, last, Wilmer Flores
at Chicago (2015-Game 4)

MOST HOME RUNS

- Career**
4 Daniel Murphy
- Series**
4...Daniel Murphy vs. Chicago (2015)
- Game**
2three times, last, Carlos Beltrán
at St. Louis (2006-Game 4)

MOST RBI

- Career**
11..... Darryl Strawberry
- Series**
9 Carlos Delgado
vs. St. Louis (2006)
- Game**
5two times, last, Lucas Duda
at Chicago (2015-Game 4)

MOST EXTRA-BASE HITS

- Career**
7 Lenny Dykstra
- Series**
6 Carlos Delgado
vs. St. Louis (2006)
- Game**
3 Lucas Duda
at Chicago (2015-Game 4)

MOST STOLEN BASES

- Career**
3 Curtis Granderson
vs. Chicago (2015)
- Series**
3 Curtis Granderson
vs. Chicago (2015)
- Game**
2 four times, last,
Curtis Granderson vs. Chicago
(2015-Game 2)

TEAM BATTING SERIES RECORDS

RUNS

- Game**
12at St. Louis (2006-Game 4)
- Inning**
6at St. Louis-sixth inning
(2006-Game 4)
- Series**
31.....vs. St. Louis (2000)

HITS

- Nine Inning Game**
14.....two times, last, at St. Louis
(2006-Game 4)
- Extra Inning Game**
15vs. Atlanta (1999-Game 5)
- Series**
58 vs. Los Angeles (1988)

DOUBLES

- Game**
6vs. St. Louis (2000-Game 4)
- Series**
12three times, last,
vs. St. Louis (2006)

TRIPLES

- Game**
1seven times, last, at Chicago
(2015-Game 4)
- Series**
2vs. Houston (1986)

HOME RUNS

- Game**
4 at St. Louis (2006-Game 4)
- Series**
8vs. St. Louis (2006)

RBI

- Game**
12 at St. Louis (2006-Game 4)
- Series**
27.....three times, last
vs. St. Louis (2006)

STOLEN BASES

- Game**
4 at Atlanta (1969-Game 2)
- Series**
7two times, last,
vs. Chicago (2015)

INDIVIDUAL PITCHING SERIES RECORDS

MOST GAMES WON

- Career**
3.....Jesse Orosco
- Series**
3.....Jesse Orosco vs. Houston (1986)

MOST GAMES LOST

- Career**
2.....Sid Fernandez & Kenny Rogers
- Series**
2.....Kenny Rogers vs. Atlanta (1999)

MOST SAVES

- Career**
3.....Jeurys Familia
- Series**
3.....Jeurys Familia vs. Chicago (2015)

MOST GAMES

- Career**
8.....Armando Benitez
- Series**
5.....four times, last, Guillermo Mota & Chad Bradford vs. St. Louis (2006)

MOST GAMES STARTED

- Career**
4.....Dwight Gooden
- Series**
2.....12 times, last, Tom Glavine, John Maine & Oliver Perez vs. St. Louis (2006)

MOST COMPLETE GAMES

- Career**
1.....six times, last, Mike Hampton vs. St. Louis (2000-Game 5)
- Series**
1.....six times, last, Mike Hampton vs. St. Louis (2000-Game 5)

MOST INNINGS PITCHED

- Career**
35.1.....Dwight Gooden
- Series**
18.1.....Dwight Gooden vs. Los Angeles (1988)
- Game**
10.0.....Dwight Gooden vs. Houston (1986-Game 5)

MOST STRIKEOUTS

- Career**
29.....Dwight Gooden
- Series**
20.....Dwight Gooden vs. LA (1988)
- Game**
13.....Tom Seaver at Cincinnati (1973-Game 1)

TEAM PITCHING SERIES RECORDS

FEWEST HITS ALLOWED

- Game**
2.....at Cincinnati (1973-Game 2)
- Series**
21.....vs. Chicago (2015)

MOST HITS ALLOWED

- Game**
14.....vs. St. Louis (2000-Game 3)
- Series**
56.....vs. St. Louis (2006)

MOST RUNS ALLOWED

- Inning**
5.....three times, last, at Atlanta first inning (1999-Game 6)
- Nine Inning Game**
9.....vs. St. Louis (2006-Game 2)
- Extra Inning Game**
10.....at Atlanta (1999-Game 6)
- Series**
31.....vs. Los Angeles (1988)

FEWEST RUNS ALLOWED

- Series**
8.....two times, last, Chicago (2015)

MOST HOME RUNS ALLOWED

- Game**
3.....at St. Louis (2006-Game 4)
- Series**
9.....vs. St. Louis (2006)

MOST STRIKEOUTS

- Game**
13.....at Cincinnati (1973-Game 1)
- Extra Inning Game**
19.....vs. Atlanta (1999-Game 5)
- Series**
54.....vs. Los Angeles (1988)

MISCELLANEOUS RECORDS

Consecutive Wins

- 4.....Game 1, 2015 - present

Consecutive Losses

- 4.....Game Seven, 1988
Game Three, 1999

Shutouts

- 3.....1973-Game Two at Cincinnati (Won, 5-0)
2000-Game Five vs. St. Louis (Won, 7-0)
2006-Game One vs. St. Louis (Won, 2-0)

Extra Inning Games

- 1973-Game 4 vs. Cincinnati (Lost, 1-2 in 12 innings)
1986-Game 5 at Houston (Won, 2-1 in 12 innings)
1986-Game 6 at Houston (Won, 7-6 in 16 innings)
1988-Game 4 vs. Los Angeles (Lost, 4-5 in 12 innings)
1999-Game 5 vs. Atlanta (Won, 4-3 in 15 innings)
1999-Game 6 at Atlanta (Lost, 9-10 in 11 innings)

ERRORS

- Game**
3.....at St. Louis (2000-Game 1)
- Series**
8.....two times, last, vs. Atlanta (1999)

WORLD SERIES RECORDS

INDIVIDUAL BATTING SERIES RECORDS

MOST GAMES PLAYED

- Career**
12 Jerry Grote, Cleon Jones & Buddy Harrelson
- Series**
7 many times, 1973 & 1986

MOST AT-BATS

- Career**
49 Jerry Grote
- Series**
32 Felix Millan vs. Oakland (1973)
- Nine Inning Game**
5 many times
- Extra Inning Game**
7 three times, last, David Wright & Daniel Murphy at Kansas City (2015-Game 1)

MOST RUNS

- Career**
7 Cleon Jones
- Series**
6 Curtis Granderson vs. Kansas City (2015)
- Nine Inning Game**
3 Curtis Granderson vs. Kansas City (2015-Game 3)
- Extra Inning Game**
3 Cleon Jones at Oakland (1973-Game 2)

MOST HITS

- Career**
12 Jerry Grote
- Series**
11 Rusty Staub vs. Oakland (1973)
- Game**
4 two times, last, Lenny Dykstra, at Boston (1986-Game 3)

MOST DOUBLES

- Career**
3 Cleon Jones
- Series**
2 seven times
- Game**
1 many times

MOST TRIPLES

- Career**
1 Don Hahn & Felix Millan
- Series**
1 Don Hahn & Felix Millan vs. Oakland (1973)
- Game**
1 two times, last, Don Hahn vs. Oakland (1973-Game 5)
- MOST HOME RUNS**
- Career**
3 Curtis Granderson & Donn Clendenon
- Series**
3 two times, last, Curtis Granderson vs. Kansas City (2015)
- Game**
2 Michael Conforto vs. Kansas City (2015-Game 4) & Gary Carter at Boston (1986-Game 4)

MOST RBI

- Career**
9 Gary Carter vs. Boston (1986)
- Series**
9 Gary Carter vs. Boston (1986)
- Game**
5 Rusty Staub vs. Oakland (1973-Game 4)

MOST EXTRA-BASE HITS

- Career**
4 Mike Piazza, Gary Carter, Donn Clendenon & Cleon Jones
- Series**
4 three times, last, Mike Piazza vs. Yankees (2000)
- Game**
3 Gary Carter at Boston (1986-Game 4)

MOST STOLEN BASES

- Career**
3 Darryl Strawberry & Mookie Wilson
- Series**
3 Darryl Strawberry & Mookie Wilson vs. Boston (1986)
- Game**
2 two times, last, Darryl Strawberry vs. Boston (1986-Game 6)

TEAM BATTING SERIES RECORDS

RUNS

- Game**
10 at Oakland-12 innings (1973-Game 2)
- Nine-Inning Game**
9 vs. Kansas City (2015-Game 3)
- Inning**
5 at Yankees-ninth inning (2000-Game 2)
- Series**
32 vs. Boston (1986)

HITS

- Game**
15 at Oakland-12 innings (1973-Game 2)
- Nine Inning Game**
13 two times, last, at Boston (1986-Game 3)
- Series**
66 vs. Oakland (1973)

DOUBLES

- Game**
4 vs. Yankees (2000-Game 3)
- Series**
8 three times, vs. Baltimore (1969), vs. Boston (1986), vs. Yankees (2000)

TRIPLES

- Game**
1 two times, last, vs. Oakland (1973-Game 5)
- Series**
2 vs. Oakland (1973)

HOME RUNS

- Game**
3 at Boston (1986-Game 4)
- Series**
7 vs. Boston (1986)

RBI

- Game**
9 vs. Kansas City (2015-Game 3)
- Series**
29 vs. Boston (1986)

STOLEN BASES

- Game**
3 at Boston (1986-Game 4)
- Series**
7 vs. Boston (1986)

INDIVIDUAL PITCHING SERIES RECORDS

MOST GAMES WON

- Career**
 3.....Jerry Koosman
Series
 2.....Jerry Koosman vs. Baltimore (1969)

MOST GAMES LOST

- Career**
 2.....Tom Seaver, Jon Matlack & Dwight Gooden
Series
 2.....two times, last, Dwight Gooden vs. Boston (1986)

MOST SAVES

- Career**
 2.....Jesse Orosco
Series
 2.....Jesse Orosco vs. Boston (1986)

MOST GAMES

- Career**
 5.....three times, last, Addison Reed
Series
 5.....three times, last, Addison Reed (Kansas City-2015)

MOST GAMES STARTED

- Career**
 4.....Jerry Koosman, Tom Seaver
Series
 3.....two times, last, Ron Darling (1986 vs. Boston)

MOST COMPLETE GAMES

- Career**
 1.....Tom Seaver & Jerry Koosman
Series
 1.....two times, last, Jerry Koosman (1969, Game 5 vs. Baltimore)

MOST INNINGS PITCHED

- Career**
 30.0.....Tom Seaver
Series
 17.2.....two times, last, Ron Darling (1986 vs. Boston)
Game
 10.0.....Tom Seaver (1969, Game 4 vs. Baltimore)

MOST STRIKEOUTS

- Career**
 27.....Tom Seaver
Series
 18.....Tom Seaver (1973 vs. Oakland)
Game
 12.....Tom Seaver (1973, Game 3 vs. Oakland)

TEAM PITCHING SERIES RECORDS

FEWEST HITS ALLOWED

- Game**
 2.....at Baltimore (1969-Game 2)
Series
 23.....vs. Baltimore (1969)

MOST HITS ALLOWED

- Game**
 18.....vs. Boston (1986-Game 2)
Series
 69.....vs. Boston (1986)

MOST RUNS ALLOWED

- Inning**
 5.....vs. Kansas City-12th inning (2015-Game 5)
Game
 9.....vs. Boston (1986-Game 2)
Series
 27.....two times, last, Kansas City (2015)

FEWEST RUNS ALLOWED

- Series**
 9.....vs. Baltimore (1969)

MOST HOME RUNS ALLOWED

- Game**
 2.....six times, last, at Kansas City (2015-Game 1)
Series
 5.....vs. Boston (1986)

MOST STRIKEOUTS

- Game**
 12.....two times, last, vs. Yankees (2000-Game 3)
Extra Inning Game
 15.....at Oakland (1973-Game 2)
Series
 62.....vs. Oakland (1973)

MISCELLANEOUS RECORDS

Consecutive Wins

- 4.....Game 2, 1969-Game 5, 1969

Consecutive Losses

- 4.....twice, last, Game 4, 2000-Game 2, 2015

Shutouts

- 2.....two times, 1969-Game 3 vs. Baltimore (Won, 5-0)
 1973-Game 5 vs. Oakland (Won, 2-0)

Extra Inning Games

- 1969-Game 4 vs. Baltimore (Won, 2-1 in 10 innings)
 1973-Game 2 at Oakland (Won, 10-7 in 12 innings)
 1973-Game 3 vs. Oakland (Lost, 2-3 in 11 innings)
 1986-Game 6 vs. Boston (Won, 6-5 in 10 innings)
 2000-Game 1 at Yankees (Lost, 3-4 in 12 innings)
 2015-Game 1 at Kansas City (Lost, 4-5 in 14 innings)
 2015-Game 5 vs. Kansas City (Lost, 2-7 in 12 innings)

ERRORS

- Game**
 3.....2000, Game 2 at Yankees
Series
 10.....1973 vs. Oakland

LIVE LOOK-INS AND ANALYSIS MLB TONIGHT™

PLUS 5 LIVE GAMES EACH WEEK



OUR NATIONAL PASTIME
ALL THE TIME®



GO TO FINDMLBNETWORK.COM FOR CHANNEL NUMBER

© 2020 MAJOR LEAGUE BASEBALL PROPERTIES, INC. ALL RIGHTS RESERVED.



MEDIA

METS RADIO & TELEVISION



SNY is an Emmy Award winning, multi-platform regional sports network serving approximately eight million homes in the New York Metropolitan area and 12 million homes across the country through unparalleled coverage of the New York Mets, Jets and all things New York sports. SNY is the official television home of the New York Mets, televising more than 125 live games

each season with exclusive pre- and post-game programs, plus additional Mets entertainment programming airing throughout the calendar year. As the official TV home of the New York Jets, SNY delivers more than 300 hours of exclusive year-round content devoted to Gang Green. SNY is also the official television home of the UConn Huskies men's and women's basketball programs, broadcasting approximately 350 hours of UConn programming annually, including more than 20 live games. As New York's leader in local sports television coverage, SNY delivers the most comprehensive access to all of the Tri-State area's professional and collegiate sports teams through five nightly sports and entertainment programs from SNY's state-of-the-art studio located high above the city at 4 World Trade Center in downtown Manhattan. SNY's programming roster also includes classic sports programming, critically acclaimed original entertainment shows, and exclusive interview and magazine programs. Online, SNY.tv is the "go-to" digital communal home for New York sports fans to get succinct, easy-to-read updates, video highlights and features, recaps, news, opinion, rumors, insight and fan reaction on their favorite New York sports teams. Owned by Sterling Entertainment Enterprises, Charter Communications and Comcast, SNY is available to viewers throughout New York, Connecticut, New Jersey, and northeastern Pennsylvania, and nationally on DIRECTV, Verizon FiOS, Comcast Cable, and AT&T U-Verse.



New York's PIX11 (Channel 11) is the flagship station of the CW Television Network and home to PIX11's award winning news. Founded in 1948 and owned by Tribune Broadcasting, a division of Tribune Media, PIX11 enters its 18th season as the over-the air television home of the New York Mets and will broadcast 26 games.



The radio flagship for New York Mets baseball is one of America's most trusted news brands. Each week, WCBS Newsradio 880 delivers the latest news to millions of listeners in the nation's biggest city. From our award-winning 24/7 local news and sports coverage, to Bloomberg Business reports and Traffic and Weather Together on the 8's — WCBS 880 is the place New York turns to for the most up-to-the-minute and reliable information. WCBS Newsradio 880,

streaming live around the clock on Radio.com, also provides breaking news, features and more across multiple platforms including WCBS880.com and our social media channels. We're proud to join the New York Mets family and we invite fans to keep your radios tuned to 880 AM and CBS-FM HD-2 for the best local news and New York Mets Baseball.



Univision is the only Spanish Language media source carrying New York Mets baseball play-by-play on the radio dial. WQBU-FM 92.7 will be home to all 162 Mets games along with pre and post game shows. Que Buena 92.7 is the preeminent Spanish Adult Contemporary station in New York playing the greatest hits from the 80's, 90's and today.

GARY COHEN

SNY & PIX 11

- Gary Cohen, a Queens, NY native enters his 32nd season with the New York Mets organization and 15th season as the television voice of the Mets on SNY...He will serve as the play-by-play-announcer for all regular-season SNY produced Mets telecasts in 2020.
- Cohen also participates on SNY's sports and entertainment programs...In addition, he is a contributor to the network's website, sny.tv.
- Inducted into the New York State Baseball Hall of Fame in 2018
- Was one of eight finalists for the 2017 Ford C. Frick Award, presented annually for excellence in baseball broadcasting by the National Baseball Hall of Fame and Museum.
- Prior to joining SNY, Cohen was a member of the Mets WFAN Radio team for 17 years.
- Has done play-by-play on national baseball broadcasts for CBS Radio and ESPN Radio.
- Has broadcast play-by-play of the NCAA Basketball Tournament for CBS Radio and Westwood One since 2010...Also served in the same role from 1991-2003.
- Has been the radio voice for Seton Hall University basketball since 2003.
- Was the radio voice of St. John's University basketball from 1995-2002.
- Did men's and women's hockey play-by-play at the 1992, 1994 and 1998 Winter Olympics for CBS Radio.
- Has also done play-by-play for the New York Rangers.
- Before coming to the Mets, Cohen broadcast minor league baseball for Boston's Pawtucket (AAA) club of the International League (1987-1988), the Durham Bulls (A) of the Carolina League (1986) and Spartanburg Spinners (A) of the South Atlantic League (1983-1984).
- Was the basketball and hockey voice for Providence College in 1988-1989, and broadcast football for Brown University in 1987.
- In addition, he has done play-by-play for various sports at Columbia University, the University of Pennsylvania, University of South Carolina-Spartanburg and Old Dominion University.
- Was a Dean's List student at Columbia University, where he graduated with a degree in Political Science.
- Lives in Connecticut with his wife, Lynn.



RON DARLING

SNY & PIX 11


- Ron Darling enters his 15th season as a game analyst for SNY, where he will work more than 100 spring training and regular season games throughout 2020.
- Is a regular contributor on MLB Network and also serves as an analyst for the TBS Sunday national broadcast.
- Since joining SNY, Darling has won two Emmy Awards for "Best Sports Analyst" in New York (2006 & 2011).
- Will be inducted into the Mets Hall of Fame on May 17, 2020.
- Was inducted into the New York State Baseball Hall of Fame in 2019...He was the New York Chapter/ Baseball Writer's Association of America: Arthur & Milton Richman "You Gotta Have Heart" Award Recipient on January 25, 2020.
- Prior to joining SNY, served as the color commentator for the Washington Nationals on Mid-Atlantic Sports Network (MASN) for the 2005 season, where he called 150 games.
- Before working at MASN, served as an on-air analyst for Fox Sports Net, and appeared on The Best Damn Sports Show Period, the National Sports Report and Baseball Today...Has also provided analysis for CSTV.
- Spent nine seasons as a starting pitcher for the Mets and was a key member of the 1986 World Championship and 1988 Division Champion teams...He also has the distinction of being the first Mets pitcher to be awarded the Gold Glove Award (1989)...After a short stint with the Montreal Expos, the All-Star pitcher finished his career spending five seasons with the Oakland Athletics.
- During his 13-year career, he amassed a 136-116 record, including 1,590 strikeouts and a 3.87 ERA.
- Darling was born in Honolulu, HI and attended Yale University where he was a two-time All-American, leading the Bulldogs to two Ivy League titles...He currently resides with his family in Manhattan.



KEITH HERNANDEZ

SNY & PIX 11

- Keith Hernandez begins his 15th season as a game analyst on SNY's Mets telecasts...He will call more than 100 spring training and regular season games throughout 2020...Has been with the organization's broadcast team since 1999.
- Participates on SNY's sports and entertainment programs and is a contributor to SNY's website, sny.tv.
- Hernandez is a three-time Emmy Award winner for "Best Sports Analyst" in New York for his work on SNY (2009, 2012, 2015).
- Inducted into the New York State Baseball Hall of Fame in 2018 as well as the Rawlings Gold Glove Hall of Fame and the Hispanic Heritage Baseball Museum Hall of Fame
- Returned to the Mets organization in 1999, assisting the club in spring training and broadcasting games on television.
- Worked for FOX during the 2017 postseason.
- Was a member of the 1986 World Champions...Hit .310 with 34 doubles, 13 home runs and 83 RBI that season...Had a key two-run single in Game 7 of the World Series vs. Boston...Also a member of the 1988 National League Eastern Division champions.
- On May 6, 1987, his teammates elected him the first captain in Mets history.
- Named to five National League All-Star teams (1979, 1980, 1984, 1986, 1987).
- Earned 11-consecutive Gold Gloves from 1978-1988...Led the NL in fielding twice (1985 and 1986).
- Ranks second on the Mets all-time list in batting average (.297), ninth in RBI (468) and third with a .387 on-base percentage.
- Inducted into the Mets Hall of Fame in 1997.
- Acquired by the Mets on June 15, 1983 from St. Louis in exchange for pitchers Neil Allen and Rick Ownbey.
- Named 1979 co-MVP of the National League along with Pittsburgh's Willie Stargell in the closest vote in league history...Led the NL in batting average (.344), runs scored (116) and doubles (48).
- Played with the Cardinals from 1974 until he was traded to the Mets...Batted .299 with 33 doubles, six triples, seven home runs, and 94 RBI in 1982 to help St. Louis win the World Series.
- Spent 17 years in the majors with the Mets, Cardinals and Indians from 1974-1990...Compiled a .296 batting average, with 2,182 hits, 426 doubles, 60 triples, 162 home runs and 1,071 RBI.
- Hernandez splits time between homes in Sag Harbor and Florida.



RALPH KINER




The Mets honored legendary original Met Ralph Kiner throughout the 2014 season after he passed away on February 6, 2014 at age 91. He was one of the most beloved figures in franchise history, announcing games on television and radio for 52 years. He educated and entertained generations of Mets fans, and his post-game show "Kiner's Korner" was an integral part of Mets lore. Kiner joined the Mets broadcast booth in 1962 after a 10-year Hall of Fame playing career with the Pirates. He was inducted into the Mets Hall of Fame in 1984. The Ralph Kiner Television Booth was dedicated on August 16, 2002 during the Mets 40th Anniversary celebration at Shea Stadium. The Mets television booth at Citi Field bears Kiner's name. A plaque on the leftfield wall at Citi Field reads "Ralph Kiner 1922-2014"



STEVE GELBS

SNY & PIX 11

- Steve Gelbs enters his sixth full season as the Mets field reporter for all SNY produced Mets telecasts...Gelbs joined SNY in 2013 as an anchor and sports reporter contributing to the network's sports and entertainment news shows.
- Prior to joining SNY, spent a year and a half at MSG Network where he served as a host of the "MSG 150" during Knicks and Rangers telecasts.
- Prior to MSG Network, he spent four years at MSG Varsity where he was utilized in a number of different capacities including anchor, host, feature & sideline reporter, play-by-play announcer and color commentator...Additionally, he served as a pre- and post game radio host for Rangers games.
- Graduated with a B.A. in Broadcast Journalism from Syracuse University's Newhouse School of Public Communications.
- Steve currently resides in Brooklyn with his wife, Julie and son, Jason.



TODD ZEILE

SNY

- Todd Zeile joined SNY in 2017 as a contributing analyst for the networks sports and news shows including "Baseball Night in New York" and "Mets Hot Stove" as well as the Mets pre- and post-game shows.
- Zeile played in MLB for 16 seasons from 1989 to 2004 for the St. Louis Cardinals, Chicago Cubs, Philadelphia Phillies, Baltimore Orioles, Los Angeles Dodgers, Florida Marlins, Texas Rangers, New York Mets, Colorado Rockies, New York Yankees and Montreal Expos.
- Played three seasons with the Mets, and was the first baseman on the 2000 National League Championship team.
- A California native, Zeile is also actor, director and producer.
- Attended UCLA, where he was a catcher for the Bruins baseball team.



BIG INNINGS

The biggest inning in Mets history took place on April 29, 2016 when the Mets scored 12 runs in the third inning vs. San Francisco at Citi Field.

12-Run Inning

April 29, 2016 vs. San Francisco (3rd Inning)

Yoenis Céspedes set a franchise record with six RBI in one inning. He had a two-run single in his first at-bat in the inning and later added a grand slam off Mike Broadway. New York had eight hits in the frame and drew four walks. Michael Conforto had two hits and two RBI in the inning and Asdrúbal Cabrera added a two-run double.

11-Run Inning

July 16, 2006 at Chicago-NL (6th Inning)

The inning started with Chris Woodward flying out to center. The next three batters reached before Cliff Floyd hit the team's first grand slam of the inning, giving New York a 6-5 lead. Six batters later, Carlos Beltrán connected on New York's second slam of the inning. The frame featured eight hits and two Chicago errors. The Mets sent a club-record 16 batters to the plate.

HOWIE ROSE

- Howie Rose has been the lead play by play voice on the Radio for the Mets since 2006, taking over for legendary announcer Bob Murphy in 2004.
- This past November Howie was inducted into the New York State Baseball Hall of Fame.
- Received the Queens College Athletics Hall of Fame's Madden Award on October 14, 2016...The award is given annually and recognizes an outstanding former student who excelled in athletics or contributed to the professional field of sports.
- Was awarded the Esurance MLB Award for Best Radio Call in 2015.
- Worked eight years as a Mets play-by-play announcer for Fox Sports New York/MSG from 1996 through 2003.
- Was the play-by-play announcer for the New York Islanders on Fox Sports New York from 1995-2016.
- His first book, "Put It in the Book" was released on March 1, 2013.
- Inducted into the National Jewish Sports Hall of Fame and Museum on April 22, 2012 alongside longtime Mets employee, the late Arthur Richman.
- Received the Broadcast Media Award from the Nassau County Sports Commission in 2002.
- Broadcast numerous Mets games on WFAN Radio during the 2001, 2002 and 2003 seasons.
- Was nominated for an Emmy Award in 1997 and 2008 for his work as a play-by-play broadcaster and along with the entire FSNY crew, won a New York Emmy Award for their coverage of the Islanders 1998-1999 season...Won his second Emmy Award with the FSNY Islanders crew in March, 2004.
- In 1994 and 1995, he was the pre- and post-game host for Mets games on WFAN Radio...Also that year, did play-by-play for select games with Bob Murphy, Gary Cohen and Gary Thorne.
- Was with WFAN Radio from July 1, 1987 (the date of the conversion to an all-sports format) until October, 1995.
- Started his career in 1977 with WHN Radio (which became WFAN)...Returned in 1987 to host "Mets Extra" and the pre-game show until 1991.
- Worked as a play-by-play broadcaster for New York Rangers games on WFAN from 1989-1995, including their Stanley Cup Championship season of 1993-1994.
- Won the 1995 Dick Young Award from the New York Baseball Scouts for service to baseball within the media.
- Won the New York State Sports Broadcasters Award for play-by-play work during the 1994 Stanley Cup Playoffs.
- In January 1994, he announced his second straight National Hockey League All-Star Game for the NHL Radio Network.
- Called the 1993 Stanley Cup Finals for the NHL Radio Network.
- Before joining WFAN, the Queens, NY native was a sportscaster for WCBS Radio and the NBC Radio Network...Broadcaster for LIU basketball and soccer on WNYE-TV in 1986.
- Broke into broadcasting as one of the original voices of SportsPhone in 1975.
- Graduated from Cardozo High School in Bayside, Queens and Queens College.
- Rose lives with his wife, Barbara, on Long Island with their daughters, Alyssa and Chelsea...Alyssa has performed on the ABC Soap Opera "One Life To Live."



WAYNE RANDAZZO

- Wayne Randazzo is in his second season as a play-by-play announcer for the Mets.
- In addition, Wayne will host the post-game show featuring highlights and scores from around the league.
- He spent four seasons (2015-2018) as the pre-game and post-game show host on the Mets Radio Network, while also serving as the team's fill-in announcer when Howie was on assignment.
- Came to New York from Chicago where he worked at CBS Radio with WSCR-AM and WBBM-AM as an anchor and talk show host while also hosting pre and post-game shows for the Chicago White Sox.
- Has also worked as a play-by-play announcer, including national television work with ESPN, FS1, Big Ten Network and MLB Network.
- Also broadcasts college football and the NFL on Sports USA Radio.
- Spent seven seasons calling minor league games for the Mobile BayBears (AA) of the Southern League and Kane County Cougars (A) of the Midwest League.
- Has a wife, Meghan, and one daughter, Jasmine.



ED COLEMAN

- Ed Coleman returns as host of the Mets pre-game show in 2020.
- Ed will provide a Clubhouse Report in the post-game show and make regular contributions to WCBS 880.
- Coleman has spent 18 seasons (1997-2013, 2019) as the host of the Mets pre- and post-game shows on WFAN Radio and WCBS 880...Since 1993, has been the beat reporter for the Mets on WFAN and will continue to do so in his new role.
- In addition, he will team up with Howie Rose and Wayne Randazzo for select game broadcasts.
- Joined Gary Cohen in the St. John's University basketball booth on WFAN from 1998-2002.
- Has been with WFAN since the station's inception in July of 1987.
- Worked for WBZ Radio in Boston, Enterprise Radio (the nation's first all-sports talk radio station) in Hartford, CT and Curt Gowdy Productions.
- In addition, broadcast from the 1988 Summer Olympics in Seoul, South Korea and the 1992 Summer Olympics in Barcelona, Spain, both for NBC Radio and the 1994 Winter Games from Lillehammer, Norway for CBS Radio.
- Coleman lives with his wife, Kathy, and their daughters, Julia and Emma in Scarsdale, NY



BOB MURPHY

The Bob Murphy Radio Booth was dedicated on August 17, 2002 during the Mets 40th Anniversary celebration at Shea Stadium. The Mets radio booth at Citi Field bears Murphy's name, honoring the legend. The Hall of Fame Mets announcer passed away on August 3, 2004, after a battle with lung cancer. He capped off a brilliant 50-year major league career when he announced his retirement at the end of the 2003 season. Murphy had been with the Mets since the team's inception in 1962 after broadcasting for the Boston Red Sox (1954-1959) and Baltimore Orioles (1960-1961). From 1962-1978, Ralph Kiner, Lindsey Nelson and Murphy handled the



broadcast duties in the radio and television booths. Bob moved strictly into his home away from home, the radio booth in 1981. Murphy was elected into the Mets Hall of Fame in 1984 and his prestigious career was crowned when he was honored with the National Baseball Hall of Fame's Ford C. Frick Award in 1994.



BRAD HELLER

- Brad Heller is back for his second season in his role, filling in on the Mets pre-game and Clubhouse Report when Ed Coleman or Wayne Randazzo are off.
- Brad will provide special Mets coverage on WCBS 880 throughout the regular season and during the offseason as well.
- Heller has been WCBS 880's morning sports anchor since 2011.
- He has also covered New York's biggest sports stories as a reporter, including the Mets' run to the World Series in 2015.
- Brad has anchored coverage on Westwood One's national broadcasts of NCAA football and basketball, as well as numerous summer and winter Olympics.
- A Syracuse University graduate, Heller grew up in Rockland County, NY, currently he lives in Manhattan.



CHRIS MAJKOWSKI

- Chris Majkowski enters his 28th season as the producer-engineer for the Mets... Will enter the 2020 season having engineered 4,245 consecutive games dating to August 8, 1993.
- Also works with the New York Giants, New York Knicks, New York Rangers and St. John's University.
- Worked the 2000 and 2015 World Series as well as the 1999 NBA Finals, 2014 Stanley Cup Final and three Super Bowls.
- Graduated from Fordham University in 1989 where he worked for Fordham's radio station, WFUV.
- Continues to do the public address for football and basketball games at Rose Hill.
- Raised on Long Island in Albertson, NY.



MOST RUNS ALLOWED BY INNING

1st Inning.....	10, two times, last, April 16, 2019 at Philadelphia
2nd Inning	8, three times, last, August 9, 1984 vs. Pittsburgh
3rd Inning	10, July 30, 1969 (Game Two) vs. Houston
4th Inning	11, April 7, 2004 at Atlanta
5th Inning	9, May 7, 2007 at San Francisco
6th Inning	11, April 11, 1997 at San Diego
7th Inning.....	8, August 12, 1982 vs. Chicago
8th Inning	11, July 18, 1964 at St. Louis
9th Inning	11, July 30, 1969 (Game One) vs. Houston
10th Inning.....	6, two times, last, June 4, 2019 vs. San Francisco
11th Inning.....	6, June 23, 2001 vs. Atlanta
12th Inning.....	6, May 19, 1979 vs. St. Louis
13th Inning.....	6, June 7, 1985 vs. St. Louis
14th Inning.....	6, June 2, 2018 vs. Chicago-NL
15th Inning.....	2, four times, last, April 29, 2013 at Miami
16th Inning.....	5, August 20, 1973 vs. Cincinnati
17th Inning	1, three times, last, August 5, 1971 at Atlanta
18th Inning.....	2, two times, last, May 4, 2019 at Milwaukee
19th Inning.....	2, July 4, 1985 at Atlanta
20th Inning	1, June 8, 2013 vs. Miami
21st Inning	None
22nd Inning	None
23rd Inning	2, May 31, 1964 (Game Two) vs. San Francisco
24th Inning.....	1, April 15, 1968 at Houston
25th Inning.....	1, September 11, 1974 vs. St. Louis

JUAN ALICEA

- Juan Alicea has been with the Mets since 1969 in a variety of scouting, community relations and broadcasting positions.
- Has been a broadcaster for the Mets Spanish Network since 1982 and also serves as the director and production coordinator for radio and SAP broadcasts.
- Scouted Lee Mazzilli and Nino Espinosa, who signed and played for the Mets.
- As Hispanic Broadcast Coordinator, has been involved with many of the Mets' successful marketing and public relations initiatives in the community... Continues to provide assistance and advice in his area of expertise as needed.
- Was a member of the broadcasting team for the International Spanish Network, which carried the Mets 1986 and 1988 postseason play throughout the United States and Latin America.



MAX PEREZ JIMENEZ

- Max Perez Jimenez joined the Mets Spanish broadcast team in 2005.
- In 2016, was recognized in Santiago de los Caballeros with the Ciudad Corazon voice and talent award given out by the announcers of Santiago, DR...Was also awarded the 2016 Acroarte Award in New York, a recognition from the association of music and art critics for his work as a sports announcer and voice of the New York Mets.
- He is the New York Mets play-by-play voice en Español...Has also served as the play-by-play voice of the Brooklyn Nets in Spanish.
- Has broadcast MLB postseason action for ESPN Spanish radio since 2009.
- Began his career in the Dominican Republic in 1974 as program manager and news/sports announcer.
- From 1983-1986, he participated in the Mets Spanish Broadcast as assistant producer, analyst and play-by-play broadcaster.
- Since 1992, he has been the production manager and sports and news announcer at WADO 1280 AM.



NESTOR ROSARIO

- Nestor Rosario begins his 10th season as a broadcaster on the Mets' Spanish radio team...Joined the broadcasts in 2011...Has increased his appearances and began filling in regularly in 2012.
- In addition to his backup role for the Mets, he announces the Dominican Winter League on ESPN 1050 AM.
- Began his broadcast career on sports radio in the Dominican Republic in 1992 and continued through 1997.
- In 1998, he joined the television broadcast for the Gigantes del Cibao baseball club of the Dominican Professional Baseball League and remained with them until 2005 before coming to the U.S. to pursue his professional baseball broadcasting career.



ON THE AIR

YEARS ANNOUNCERS

- 1962-73** **RADIO & TV:**
Ralph Kiner, Bob Murphy, Lindsey Nelson
SPANISH RADIO:
Miguel Angel Torres, Salomon Volpe
- 1974-78** **RADIO & TV:**
Ralph Kiner, Bob Murphy, Lindsey Nelson
SPANISH RADIO:
Juan Vene, Jose Valdivielso, Buck Canel
- 1979** **RADIO & TV:**
Ralph Kiner, Bob Murphy, Steve Albert
SPANISH RADIO:
Juan Vene, Jose Valdivielso, Buck Canel
- 1980** **RADIO & TV:**
Ralph Kiner, Bob Murphy, Steve Albert
SPANISH RADIO:
Juan Vene, Jose Valdivielso, Buck Canel
CABLE TV:
Art Shamsky, Bob Goldsholl
- 1981** **RADIO:**
Ralph Kiner, Bob Murphy, Steve Albert, Art Shamsky
SPANISH RADIO:
Juan Vene, Jose Valdivielso, Buck Canel
TV:
Kiner, Murphy, Albert
CABLE TV:
Kiner, Murphy, Albert, Shamsky
- 1982** **RADIO:**
Bob Murphy, Steve LaMar
SPANISH RADIO:
Juan Vene, Juan Alicea
TV & CABLE TV:
Ralph Kiner, Lorn Brown
- 1983** **RADIO:**
Bob Murphy, Steve LaMar
SPANISH RADIO:
Oscar Polo, Juan Alicea, Max Perez Jimenez
TV:
Ralph Kiner, Tim McCarver, Steve Zabriskie
CABLE TV:
Kiner, McCarver, Bud Harrelson
- 1984** **RADIO:**
Bob Murphy, Steve LaMar
SPANISH RADIO:
Oscar Polo, Juan Alicea, Max Perez Jimenez
TV:
Ralph Kiner, Tim McCarver, Steve Zabriskie
CABLE TV:
Kiner, McCarver, Fran Healy
- 1985** **RADIO:**
Bob Murphy, Gary Thorne
SPANISH RADIO:
Oscar Polo, Juan Alicea, Max Perez Jimenez
TV:
Ralph Kiner, Tim McCarver, Steve Zabriskie
CABLE TV:
Kiner, McCarver, Fran Healy
- 1986** **RADIO:**
Bob Murphy, Gary Thorne
SPANISH RADIO:
Oscar Polo, Juan Alicea, Max Perez Jimenez
TV:
Ralph Kiner, Tim McCarver, Steve Zabriskie, Rusty Staub
CABLE TV:
Kiner, McCarver, Staub, Fran Healy

YEARS ANNOUNCERS

- 1987** **RADIO:**
Bob Murphy, Gary Thorne
SPANISH RADIO:
Billy Berroa, Armando Talavera, Juan Alicea
TV:
Ralph Kiner, Tim McCarver, Steve Zabriskie, Rusty Staub
CABLE TV:
Kiner, McCarver, Staub, Fran Healy
- 1988** **RADIO:**
Bob Murphy, Gary Thorne
SPANISH RADIO:
Billy Berroa, Armando Talavera, Juan Alicea
TV:
Ralph Kiner, Tim McCarver, Steve Zabriskie, Rusty Staub
CABLE TV:
Kiner, McCarver, Fran Healy
- 1989** **RADIO:**
Bob Murphy, Gary Cohen
SPANISH RADIO:
Billy Berroa, Armando Talavera, Juan Alicea
TV:
Ralph Kiner, Tim McCarver, Steve Zabriskie
CABLE TV:
Kiner, Fran Healy, Rusty Staub
- 1990-91** **RADIO:**
Bob Murphy, Gary Cohen
SPANISH RADIO:
Billy Berroa, Renato Morffi, Armando Talavera, Juan Alicea
TV:
Ralph Kiner, Tim McCarver
CABLE TV:
Kiner, Fran Healy, Rusty Staub
- 1992-93** **RADIO:**
Bob Murphy, Gary Cohen, Todd Kalas
SPANISH RADIO:
Billy Berroa, Renato Morffi, Armando Talavera, Juan Alicea
TV:
Ralph Kiner, Tim McCarver
CABLE TV:
Kiner, Fran Healy, Rusty Staub
- 1994-95** **RADIO:**
Bob Murphy, Gary Cohen, Howie Rose
SPANISH RADIO:
Juan Alicea, Renato Morffi
TV:
Ralph Kiner, Tim McCarver, Gary Thorne
CABLE TV:
Kiner, Fran Healy, Rusty Staub
- 1996** **RADIO:**
Bob Murphy, Gary Cohen, Ed Coleman
SPANISH RADIO:
Juan Alicea, Billy Berroa
TV:
Ralph Kiner, Tim McCarver, Gary Thorne
CABLE TV:
Kiner, Howie Rose, Fran Healy, Matt Loughlin
- 1997-98** **RADIO:**
Bob Murphy, Gary Cohen, Ed Coleman
SPANISH RADIO:
Juan Alicea, Billy Berroa
TV:
Ralph Kiner, Tim McCarver, Gary Thorne
CABLE TV:
Kiner, Howie Rose, Fran Healy, Matt Loughlin

FLAGSHIP TV STATION: WWOR-TV 9 (1962-1998); WPIX-TV (1999-2006); CW-11 (2006-2008); PIX-11 (2009-present)

FLAGSHIP CABLE TV STATION: SportsChannel (1982-1997); Fox Sports New York (1998-2005); SportsNet New York (2006-present)

YEARS ANNOUNCERS

- 1999-01** **RADIO:**
Bob Murphy, Gary Cohen, Ed Coleman
SPANISH RADIO:
Juan Alicea, Billy Berroa
TV:
Tom Seaver, Gary Thorne, Keith Hernandez
CABLE TV:
Ralph Kiner, Howie Rose, Fran Healy, Matt Loughlin
- 2002** **RADIO:**
Bob Murphy, Gary Cohen, Ed Coleman, Ted Robinson
SPANISH RADIO:
Juan Alicea, Billy Berroa
TV:
Tom Seaver, Gary Thorne
CABLE TV:
Ralph Kiner, Howie Rose, Fran Healy, Matt Loughlin, Robinson, Keith Hernandez
- 2003** **RADIO:**
Bob Murphy, Gary Cohen, Ted Robinson, Howie Rose, Ed Coleman
SPANISH RADIO:
Juan Alicea, Billy Berroa
TV:
Tom Seaver, Dave O'Brien, Ralph Kiner, Keith Hernandez
CABLE TV:
Fran Healy, Robinson, Hernandez, Kiner, Rose, Matt Loughlin
- 2004** **RADIO:**
Gary Cohen, Howie Rose, Ed Coleman
SPANISH RADIO:
Juan Alicea, Billy Berroa
TV:
Tom Seaver, Dave O'Brien, Ralph Kiner, Keith Hernandez
CABLE TV:
Fran Healy, Ted Robinson, Hernandez, Kiner, Matt Loughlin
- 2005** **RADIO:**
Gary Cohen, Howie Rose, Ed Coleman
SPANISH RADIO:
Juan Alicea, Billy Berroa, Max Perez Jimenez
TV:
Tom Seaver, Dave O'Brien, Ralph Kiner, Keith Hernandez
CABLE TV:
Fran Healy, Ted Robinson, Hernandez, Kiner, Matt Loughlin
- 2006** **RADIO:**
Howie Rose, Tom McCarthy, Ed Coleman
SPANISH RADIO:
Juan Alicea, Billy Berroa
TV:
Gary Cohen, Ron Darling, Keith Hernandez, Ralph Kiner, Chris Cotter
CABLE TV:
Cohen, Darling, Hernandez, Kiner, Cotter
- 2007** **RADIO:**
Howie Rose, Tom McCarthy, Ed Coleman
SPANISH RADIO:
Juan Alicea, Billy Berroa, Max Perez Jimenez
TV:
Gary Cohen, Ron Darling, Keith Hernandez, Ralph Kiner, Kevin Burkhardt
CABLE TV:
Cohen, Darling, Hernandez, Kiner, Burkhardt

YEARS ANNOUNCERS

- 2008-09** **RADIO:**
Howie Rose, Wayne Hagin, Ed Coleman
SPANISH RADIO:
Juan Alicea, Max Perez Jimenez
TV:
Gary Cohen, Ron Darling, Keith Hernandez, Ralph Kiner, Kevin Burkhardt
CABLE TV:
Cohen, Darling, Hernandez, Kiner, Burkhardt
- 2010-11** **RADIO:**
Howie Rose, Wayne Hagin, Ed Coleman
SPANISH BROADCAST:
Juan Alicea, Max Perez Jimenez
TV:
Gary Cohen, Ron Darling, Keith Hernandez, Ralph Kiner, Kevin Burkhardt
CABLE TV:
Cohen, Darling, Hernandez, Kiner, Burkhardt
- 2012-13** **RADIO:**
Howie Rose, Josh Lewin, Ed Coleman
SPANISH BROADCAST:
Juan Alicea, Max Perez Jimenez, Nestor Rosario
TV:
Gary Cohen, Ron Darling, Keith Hernandez, Ralph Kiner, Kevin Burkhardt
CABLE TV:
Cohen, Darling, Hernandez, Kiner, Burkhardt
- 2014** **RADIO:**
Howie Rose, Josh Lewin
SPANISH BROADCAST:
Juan Alicea, Max Perez Jimenez, Nestor Rosario
TV:
Gary Cohen, Ron Darling, Keith Hernandez, Kevin Burkhardt
CABLE TV:
Cohen, Darling, Hernandez, Burkhardt
- 2015-18** **RADIO:**
Howie Rose, Josh Lewin, Wayne Randazzo
SPANISH BROADCAST:
Juan Alicea, Max Perez Jimenez, Nestor Rosario
TV:
Gary Cohen, Ron Darling, Keith Hernandez, Steve Gelbs
CABLE TV:
Cohen, Darling, Hernandez, Gelbs
- 2019** **RADIO:**
Howie Rose, Wayne Randazzo, Ed Coleman
SPANISH BROADCAST:
Juan Alicea, Max Perez Jimenez, Nestor Rosario
TV:
Gary Cohen, Ron Darling, Keith Hernandez, Steve Gelbs
CABLE TV:
Cohen, Darling, Hernandez, Gelbs
- 2020** **RADIO:**
Howie Rose, Wayne Randazzo, Ed Coleman
SPANISH BROADCAST:
Juan Alicea, Max Perez Jimenez, Nestor Rosario
TV:
Gary Cohen, Ron Darling, Keith Hernandez, Steve Gelbs
CABLE TV:
Cohen, Darling, Hernandez, Gelbs

FLAGSHIP RADIO STATION: WABC 770 (1962-1963); WJRZ 970 (1962-1971); WNEW 1130 (1975-1977); WHN 1050 (1964-1966, 1972-1974, 1983-1987); WMCA 570 (1978-1982); WFAN 1050 (1987-1988); WFAN 101.9/660 (1989-2013); WOR (2014-2018); WCBS 880 (2019)

FLAGSHIP SPANISH RADIO STATION: WHOM 1480 (1962-1974); VENE INTERNATIONAL NETWORK (1975-1981); WBNX 1380 (1982); WKDM 1380 (1983-1986); WJIT 1480 (1987-1989); WSKQ 620 (1990-1996); WADO 1280 (1997-2009); WQBU 92.7 (2010-2012); 1050 ESPN Deportes (2013-present)

CLOVER PARK

31 Piazza Drive • Port St. Lucie, FL 34986
(772) 871-2100 • Tickets (772) 871-2115 • Est. 1988 • Capacity 7,000



The Mets spring training facility in Port St. Lucie was renamed Clover Park in January. The ballpark has been the team's Florida home since moving from St. Petersburg, FL in 1988.

Clover Park underwent a \$55 million renovation this offseason in an effort to modernize the facility for fans, players and staff. Upgrades for fans include a grand entrance, new seats, expanded concourses, new concession stands, larger merchandise shops, an additional elevator, a partial boardwalk wrapped around left field and the creation of the Jim Beam Bar.

New player amenities include better practice fields, batting cages, clubhouses, a bigger weight room and more training rooms. New executive offices and workspaces were also created. Capacity for Clover Park remains 7,000.

To commemorate the renovation, the stadium's entrance road off of Peacock Blvd. and University Blvd. has been renamed Piazza Drive in honor of

Hall of Famer Mike Piazza and the address of the ballpark is now 31 Piazza Dr.

Prior to 2020, the stadium received several upgrades throughout the years of the Mets' stay in Port St. Lucie. Following spring training in 2003, \$10 million was spent to modify the stadium and create a grass berm beyond right field. In 2012 the right field bleachers were replaced by field level seats that were connected to the rest of the stadium. A new videoboard were installed.

In 2014, Barwis Methods gym was constructed underneath the right field stands. The world class facility has been a training ground for elite professional athletes as well as the general public.

Clover Park also serves as the summer home of the St. Lucie Mets, New York's Advanced-A minor league affiliate. The rookie league Gulf Coast Mets play their home games at the spring training complex as well.

2020 SPRING TRAINING SCHEDULE

Date	Day	Opponent	Location	Time	TV	Radio
2/22	Saturday	St. Louis Cardinals	Jupiter	1:05 PM		
		Miami Marlins	Port St. Lucie	1:10 PM	WPIX	CBS
2/23	Sunday	St. Louis Cardinals	Port St. Lucie	1:10 PM	SNY	CBS
2/24	Monday	Washington Nationals	Palm Beach	1:05 PM		
2/25	Tuesday	Detroit Tigers	Lakeland	1:05 PM		
2/26	Wednesday	Houston Astros	Port St. Lucie	1:10 PM	SNY	
2/27	Thursday	Miami Marlins	Jupiter	7:05 PM		CBS
2/28	Friday	St. Louis Cardinals	Port St. Lucie	1:10 PM	SNY	
2/29	Saturday	Houston Astros	Palm Beach	1:05 PM		CBS
3/1	Sunday	Miami Marlins	Jupiter	1:05 PM	WPIX	
		Washington Nationals	Port St. Lucie	1:10 PM		CBS
3/2	Monday	OFF				
3/3	Tuesday	Miami Marlins	Port St. Lucie	1:10 PM	SNY	
3/4	Wednesday	St. Louis Cardinals	Port St. Lucie	1:10 PM	ESPN	
3/5	Thursday	St. Louis Cardinals	Jupiter	1:05 PM		
3/6	Friday	Houston Astros	Palm Beach	6:05 PM		
3/7	Saturday	Washington Nationals	Port St. Lucie	1:10 PM	SNY	CBS
3/8	Sunday	Houston Astros	Port St. Lucie	1:10 PM	WPIX	CBS
3/9	Monday	Miami Marlins	Jupiter	1:05 PM		
3/10	Tuesday	Houston Astros	Palm Beach	1:05 PM		
3/11	Wednesday	St. Louis Cardinals	Port St. Lucie	1:10 PM		
3/12	Thursday	OFF				
3/13	Friday	Atlanta Braves	North Port	1:05 PM		
3/14	Saturday	Minnesota Twins	Fort Myers	1:05 PM		
3/15	Sunday	Washington Nationals	Port St. Lucie	1:10 PM	WPIX	CBS
3/16	Monday	Houston Astros	Port St. Lucie	6:10 PM	SNY	
3/17	Tuesday	Washington Nationals	Palm Beach	1:05 PM		
3/18	Wednesday	Detroit Tigers	Port St. Lucie	1:10 PM	SNY	
3/19	Thursday	Minnesota Twins	Port St. Lucie	1:10 PM	SNY	
3/20	Friday	St. Louis Cardinals	Jupiter	6:05 PM		
3/21	Saturday	Houston Astros	Port St. Lucie	6:10 PM	SNY	CBS
		Washington Nationals	Palm Beach	6:05 PM		
3/22	Sunday	Miami Marlins	Port St. Lucie	1:10 PM	SNY	CBS

WCBS - Games can be heard on WCBS (880 AM)

SNY - Games can be seen on SportsNet New York

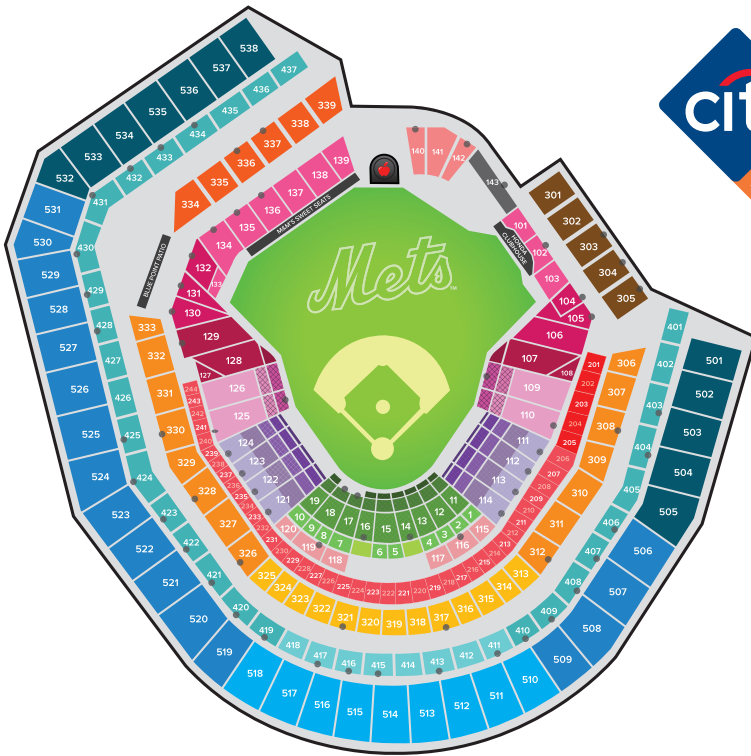
WPIX - Games can be seen on PIX11 (Channel 11)

All times are Eastern Standard Time.

PUBLIC ADDRESS ANNOUNCERS

Jack E. Lee	(1962-August, 1966)
Dan Reilly	(two homestands in 1966)
Jack Lightcap	(1966-1970)
Loren Matthews.....	(1970-1976)
Jack Franchetti	(1977-1987)
Pete Larkin	(1988-1993)
Don & Doug Gould	(1994)
Del DeMontreux.....	(1995-1999)
Roger Luce	(2000-2003)
Alex Anthony.....	(2003-2017)
COLIN COSELL & MARYSOL CASTRO	(2018-Present)

CITI FIELD DIAGRAM



● Wheelchair accessible

- ▨ Netting at Front of Section - 8 ft
- ▨ Netting at Front of Section - 30 ft

STERLING LEVEL

- First Data Platinum (Rows 1-2)
- First Data Gold (Rows 3-8)
- Delta Silver (Rows 9 & higher)
- Delta Sky Deck
- Sterling Suites

FIELD LEVEL

- Metropolitan Platinum (Rows 1-2)
- Metropolitan Gold (Rows 3-6)
- Metropolitan Silver (Rows 7-12)
- Metropolitan Bronze (Rows 13-22)
- Metropolitan Box (Rows 23-31)
- Hyundai Club

FIELD LEVEL

- Field Gold (Rows A & B)
- Field Silver (Rows C-E, 1-6)
- Field Box (Rows 7-34) / Metropolitan Wheelchair
- Baseline Gold (Rows A-E)
- Baseline Silver
- Baseline Box
- Field Reserved
- Big Apple Reserved
- Citi Pavilion
- Honda Clubhouse
- M&M'S Seats

PORSCHE SUITES

- Porsche Suites
- Porsche Party Suites

EXCELSIOR LEVEL

- Excelsior Gold
- Excelsior Box
- Bud Light Landing
- Coca-Cola Corner
- Blue Point Patio

PROMENADE LEVEL

- Promenade Gold
- Promenade Box
- Promenade Infield
- Promenade Reserved
- Promenade Outfield

METS BEAT WRITERS

In addition to SNY's Steve Gelbs and WCBS's Ed Coleman the Mets have seven reporters who will travel with the team during the 2020 season.



KEVIN ARMSTRONG
The New York Times



TIM BRITTON
The Athletic



ANTHONY DiCOMO
MLB.com



TIM HEALEY
Newsday



MIKE PUMA
New York Post



DEESHA THOSAR
New York Daily News



JUSTIN TOSCANO
Bergen Record

SIX-HIT & FIVE HIT GAMES

There have been two six-hit games and 34 five-hit games in Mets history.

SIX-HIT GAMES

Player	Opponent	Date	AB	R	H	2B	3B	HR	RBI
Edgardo Alfonzo	at Houston	8/30/99	6	6	6	1	0	3	5
Wilmer Flores	vs. Chicago-NL	7/3/16	6	3	6	0	0	2	4

FIVE-HIT GAMES

Player	Opponent	Date	Player	Opponent	Date
Dick Smith	at Chicago	5/26/64	Mookie Wilson	at San Diego	5/23/86
Jim Hickman	at Milwaukee	9/30/64	Dave Magadan	Houston (G2)	7/24/87
Phil Linz	at Philadelphia	7/6/68	Kevin McReynolds	at Atlanta	7/14/88
Joe Foy	at SF (G2)	7/19/70	Howard Johnson	at Chicago	9/8/88
Tommie Agee	at Pittsburgh	8/8/70	Rico Brogna	at St. Louis	7/25/94
John Milner	St. Louis (G1)	9/8/72	Jose Vizcaino	at Florida	9/23/95
Rusty Staub	at Los Angeles	5/24/73	Alex Ochoa	at Philadelphia	7/3/96
Rusty Staub	Philadelphia	9/20/75	Mike Piazza	at Pittsburgh	4/14/00
Joel Youngblood	at Montreal	8/9/78	Mike Piazza	at Atlanta	4/7/04
George Foster	at St. Louis	6/19/82	Ty Wigginton	at Arizona	5/10/04
Hubie Brooks	at St. Louis	6/28/83	Jose Reyes	vs. Atlanta	5/5/06
Wally Backman	Pittsburgh	4/26/85	Carlos Delgado	vs. Atlanta	8/21/08
Gary Carter	at Atlanta	7/4/85	Ronny Paulino	at Philadelphia	5/1/11
Keith Hernandez	at Montreal	8/8/85	Yoenis Céspedes	at Colorado	8/21/15
Keith Hernandez	at San Diego	9/2/85	Brandon Nimmo	at Baltimore	8/15/18
Keith Hernandez	at St. Louis	10/3/85	Pete Alonso	at Atlanta	8/15/19
Darryl Strawberry	at Atlanta	4/30/86	Amed Rosario	at Atlanta	8/15/19

DATE	VS.				PRESENTED BY:
THU 3/26	WAS	1:10	2020 Magnetic Schedule	All Fans	Hyundai
SAT 3/28	WAS	4:05	Pete Alonso Rookie of the Year Bobblehead	First 25k	Citi
SUN 3/29	WAS	1:10	Jacob deGrom Back-to-Back Cy Young Bobblehead 🤪	First 25k	Ford
FRI 4/17	MIL	7:10	Free Shirt Friday	First 25k	
SAT 4/18	MIL	7:10	Jeff McNeil Bobblehead	First 25k	HSS
SUN 4/19	MIL	7:09	Player Poster 🤪	First 15k	
FRI 5/1	ATL	7:10	3/4 Sleeve Baseball Tee	First 25k	Goya
SAT 5/2	ATL	7:10	Amed Rosario Bobblehead - Connecting 1 of 2	First 25k	McDonald's
SUN 5/3	ATL	1:10	Tote Bag 🤪	All Fans	MLB Network
FRI 5/15	PIT	7:10	Noah Syndergaard Replica Jersey	First 25k	Northwell Health
SAT 5/16	PIT	7:10	Fireworks Night	All Fans	
SUN 5/17	PIT	1:10	Mets Hall of Fame Induction 🤪	First 15k	
FRI 5/29	LAD	7:10	Free Shirt Friday	First 25k	Dunkin'
SAT 5/30	LAD	7:15	Mrs. Met as DC Comics' Wonder Woman Bobblehead	First 25k	Citi
SUN 5/31	LAD	7:09	Player Poster 🤪	First 15k	
FRI 6/12	WAS	7:10	Jacob deGrom Replica Jersey	First 25k	GEICO
SAT 6/13	WAS	4:10	Jerry Koosman Bobblehead / Number Retirement	First 25k	
SUN 6/14	WAS	1:10	TBD 🤪	First 15k	
FRI 6/19	PHL	7:10	Free Shirt Friday	First 25k	
SAT 6/20	PHL	4:10	Pete Alonso one-of-a-kind custom Marvel Super Hero™ Bobblehead	First 25k	Delta
SUN 6/21	PHL	1:10	Father's Day Cap 🤪	All Bads	Nathan's
FRI 7/3	SD	7:10	Fireworks Night	All Fans	Toyota
SAT 7/4	SD	1:10	Patriotic T-Shirt	First 25k	Jake's 58
SUN 7/5	SD	1:10	Player Poster 🤪	First 15k	
FRI 7/17	SEA	7:10	Replica Jersey	First 25k	
SAT 7/18	SEA	7:10	TBD	TBD	
SUN 7/19	SEA	1:10	Toy Truck 🤪	First 15k	W.B. Mason
FRI 7/31	MIA	7:10	Free Shirt Friday	First 25k	
SAT 8/1	MIA	7:10	TBD	TBD	
SUN 8/2	MIA	1:10	Slime 🤪	First 15k	
FRI 8/14	PHL	7:10	Mets Hawaiian Shirt	First 25k	Justworks
SAT 8/15	PHL	4:05	Michael Conforto Funko Pop	First 25k	
SUN 8/16	PHL	1:10	National Baseball Card Day Pack 🤪	All Fans	Topps
FRI 8/28	CHC	7:10	Free Shirt Friday	First 25k	Empire City
SAT 8/29	CHC	7:10	Robinson Cano Bobblehead - Connecting 2 of 2	First 25k	Coca-Cola
SUN 8/30	CHC	1:10	Player Poster 🤪	First 15k	
FRI 9/4	WAS	7:10	Free Shirt Friday	First 25k	
SAT 9/5	WAS	7:10	Fleece Blanket	First 15k	
SUN 9/6	WAS	1:10	Beanie 🤪	First 15k	Bamba
FRI 9/18	TEX	7:10	Mets 1/4 Zip Sweatshirt	First 25k	Coca-Cola
SAT 9/19	TEX	7:10	Fireworks Night	All Fans	
SUN 9/20	TEX	1:10	2021 Magnetic Schedule 🤪	All Fans	Hyundai



MR. MET DASH

- MR. MET DASH PRESENTED BY NORTHWELL HEALTH
- RUN THE BASES POSTGAME FOLLOWING SUNDAY AFTERNOON HOME GAMES

FILLER INDEX

FIELDING

Fielding Bests.....	456
Love That Glove.....	261
Most Games Played by Position.....	423
Outfield Assist Leaders.....	81
Triple Plays.....	456

HISTORY

108 Club.....	444
1-0 Games.....	141
2019 Mets Draft Picks.....	240
40th Anniversary Team.....	451
Best Homestands.....	455
Best Postseason Records.....	471
Best Record After.....	430
Best Road Trips.....	455
Biggest Blown Leads.....	238
Biggest Comebacks.....	431
Bob Murphy.....	511
Expansion Mets.....	377
Family.....	32
First-Round Picks.....	241
General Managers.....	26
Last Trade With.....	408
Logo.....	60
Managers.....	59
Marathon Games in Mets History.....	399
Mets on Holidays.....	38
Mets Who Played for the Yankees.....	445
Milestone Wins.....	379
Murphy Award Winners.....	518
Never Too Young.....	381
NL East Clinching Dates.....	497
Ownership History.....	18
Postseason Extra-Inning Games.....	487
Postseason Walk-off Wins.....	497
Presidents.....	17
Ralph Kiner.....	508
Rookie of the Year Winners.....	84
Suspended Games.....	383
The Name is Mets.....	56
Tie Games.....	385
Two Stadium Doubleheaders.....	446
Vs. Yankees.....	446
Webster Award Winners.....	250
Winning/Losing Streaks.....	428
Worst Homestands.....	455
Worst Road Trips.....	455
Yankee-Mets Deals.....	446

HITTING

All-Time Home Run/RBI Leaders by Position.....	380
Big Innings.....	509
Five-Hit Games.....	520
Hit for the Cycle.....	166
Hitting Streaks.....	358
Last Time Mets Scored.....	255
Nine for Nine.....	72
Most Hits by Decade.....	103
Most Hits by a Mets Pitcher.....	187
Most Runs Scored by Inning.....	210
Pitchers' Batting Records.....	237
Six-Hit Games.....	520
When Was the Last Time.....	450-451

HOME RUNS

1-0 Wins by a Home Run.....	219
1-0 Losses by a Home Run.....	232
All-Time Grand Slam Leaders.....	454
From Both Sides.....	449
Home Run in First At-Bat as a Met.....	50
Inside-the-Park Home Runs.....	170
Milestone Home Runs in Mets History.....	191
Most Home Runs by Mets Opponent.....	139
Last Eight Home Runs by Mets Pitchers.....	258
Pitcher Grand Slams.....	204
Three Home Runs vs. Mets.....	440

MISCELLANEOUS

Citi Field Tours.....	52
Dominican Baseball Academy.....	269
Doubleheaders vs. Opponents.....	443
Meet the Mets Song.....	63
Mets Connection to Japan.....	364
Pre-Game Timetable.....	29
Public Address Announcers.....	517

PINCH-HITTING

All-Time Pinch-Hit Home Run Leaders.....	453
In a Pinch.....	113

PITCHING

100 Strikeout Seasons by a Reliever.....	92
Almost Perfect.....	251
Best Postseason ERA.....	474
Consecutive Cy Young Award Winners.....	121
First Batter Faced.....	129
Four Strikeouts in an Inning.....	441
Individual Scoreless Streaks.....	151
Last Time Mets Allowed.....	424
Last Time A Mets Pitcher.....	452
Team Longest Scoreless Streaks.....	88
Mets Cy Young Award Winners.....	120
Most Home Runs Surrendered by a Mets Pitcher.....	263
Most Runs Allowed by Inning.....	512
No-Hitter & One-Hitters.....	409-410
No-Hitters vs. the Mets.....	259
Perfect Innings.....	394
Shutouts/Back-to-Back Starts.....	137
Two Wins in One Day.....	226



NATIONAL BASEBALL HALL OF FAME AND MUSEUM

25 Main Street, Cooperstown, New York 13326

Phone: (607) 547-7200

Public Relations: (607) 547-0215

E-mail address: info@baseballhall.org

Website: baseballhall.org

Summer Hours: Memorial Day Weekend - Labor Day Weekend: 9 a.m. to 9 p.m.

Regular Hours: 9 a.m. to 5 p.m.

Holiday Closings: Thanksgiving Day, Christmas Day, and New Year's Day.

DIRECTORY: Jane Forbes Clark (Chairman), Joe Morgan (Vice Chairman), Tim Mead (President), Jeff Jones (Senior Vice President of Finance and Administration), Sean Gahagan (Vice President, Retail Merchandising & Licensing), Erik Strohl (Vice President, Exhibitions and Collections), Ken Meifert (Vice President, Sponsorship & Development)

RESEARCH AND LIBRARY CONTACTS: Jim Gates (Librarian)

PR CONTACTS: Jon Shestakofsky (Vice President, Communications & Education) and Craig Muder (Communications Director)

HALL OF FAME WEEKEND 2020: July 24-27

Class of 2020: Derek Jeter, Marvin Miller, Ted Simmons and Larry Walker

Awards Presentation: Sat. July 25, 4:30 p.m. ET **Induction:** Sun. July 26, 1:30 p.m. ET, Clark Sports Center

METS IN THE HALL OF FAME

With his election to the Class of 2016, Mike Piazza followed Tom Seaver as the second player to represent the Mets on his Hall of Fame plaque. Eighteen former players, managers and executives with ties to the New York Mets have earned election to the Baseball Hall of Fame. Others include Richie Ashburn, Yogi Berra, Gary Carter, Tom Glavine, Rickey Henderson, Pedro Martinez, Willie Mays, Eddie Murray, Nolan Ryan, Duke Snider, Warren Spahn, Casey Stengel, Joe Torre and George Weiss. For a complete list of Mets in the Hall of Fame, visit the "Hall of Famers" team pages at www.baseballhall.org.

NOTABLE METS ARTIFACTS IN COOPERSTOWN

- Spikes worn by Noah Syndergaard on May 2, 2019, when he pitched a shutout against the Reds and hit a home run for the game's only run.
- Batting gloves used by Pete Alonso when he hit his 53rd home run of the season on Sept. 28, 2019, to set a new rookie record.
- Jersey worn by Daniel Murphy during the 2015 Postseason, when he captured the NLCS MVP Award and hit seven home runs in 14 games.
- Jersey worn by Yoenis Cespedes on Aug. 21, 2015, when he became the first player in history to record three home runs, five hits, seven runs batted in and a steal in one game.
- Jersey worn by Curtis Granderson on July 27, 2014 featuring the Hall of Fame's 75th anniversary patch.
- Jersey won by National League Cy Young Award winner R.A. Dickey when he won his 16th game of the season on Aug. 25, 2012.
- Bat used by David Wright for Team USA's walk-off win over Puerto Rico in the second round of the 2009 World Baseball Classic.
- Cap worn by Carlos Beltran of Team Puerto Rico in the 2009 World Baseball Classic.
- Ticket from the final New York Mets opening day at Shea Stadium on April 8, 2008.
- Jersey and ball from Tom Glavine's 300th career victory on Aug. 5, 2007.
- Jersey worn by Pedro Martinez to record his 3,000th strikeout on Sept. 3, 2007.
- Bat used by Julio Franco to hit a home run on April 20, 2006; he became the oldest player to homer in MLB history.
- Bat used by Mike Piazza on May 5, 2004 to set the homer mark for catchers at 352.
- Bat used by Futures Game MVP Jose Reyes in 2002 in Milwaukee.
- NYPD and FDNY caps worn by Mets players in 2001 to honor the Sept. 11 attacks.
- Jersey with USA patch worn by John Franco on Sept. 17, 2001, first game after 9/11.
- National League Cy Young Award trophies won by Tom Seaver in 1969 and 1975.



Spikes worn by Noah Syndergaard on May 2, 2019, during his 1-0 shutout which featured his own home run.

A LOOK AHEAD TO 2021

Ballots for the 2021 Hall of Fame/BBWAA election will be distributed following the 2020 season with results from the voting scheduled to be announced in January 2021. A partial list of first-year candidates for election includes Mark Buehrle, Tim Hudson, Torii Hunter and Aramis Ramirez. Historical information on past BBWAA elections and the election process can be accessed at www.baseballhall.org or by contacting the Hall of Fame Communications department.

CONNECT TO COOPERSTOWN

- For up-to-the-minute news from Cooperstown, visit at www.baseballhall.org. Stay up-to-date on all the activity at the Hall of Fame's official site and through social networking on Facebook, Instagram, Twitter and YouTube.
- If you would like to receive interesting stories and timely news items direct from the Hall of Fame and get the inside track on the latest happenings in Cooperstown, sign up for *Inside Pitch*. There's no cost to receive our weekly electronic newsletter in your e-mail box at home or work and it's easy to enroll: Just log on to www.baseballhall.org/media/museum-facts.
- If you have an interest in receiving *Around The Horn*, the Hall's monthly media newsletter, please send an e-mail to info@baseballhall.org. Be sure to include your name, name of organization and e-mail address. Or visit www.baseballhall.org/media-info.

RESEARCH ASSISTANCE

The Hall of Fame is pleased to provide assistance in baseball research and members of the media are encouraged to utilize this valuable baseball resource whenever necessary by calling the Public Relations department at (607) 547-0215, or the Library Reference desk at (607) 547-0330.

Mets 2020







SUN	MON	TUE	WED	THU	FRI	SAT
MARCH / APRIL				26 	27	28 
29 	30 	31 	1 	2 WAS	3	4 WAS
5 WAS	6	7 HOU	8 HOU	9 MIL	10 MIL	11 MIL
12 MIL	13 	14 	15 	16 	17 	18 
19 	20	21 	22 	23 	24 ATL	25 ATL
26 ATL	27	28 MIA	29 MIA	30 MIA		

SUN	MON	TUE	WED	THU	FRI	SAT
MAY					1 	2 
3 	4 	5 	6 	7	8 STL	9 STL
10 STL	11 ARI	12 ARI	13 ARI	14	15 	16 
17 	18 	19 	20 	21 	22 ATL	23 ATL
24 ATL	25	26 PHI	27 PHI	28 PHI	29 LA	30 LA
31 LA						

SUN	MON	TUE	WED	THU	FRI	SAT
JUNE						1
7 WAS	8 	9 	10 	11	12 	13 
14 	15	16 CHC	17 CHC	18 CHC	19 	20 
21 	22 SF	23 SF	24 SF	25 SF	26 SD	27 SD
28 SD	29	30 				

SUN	MON	TUE	WED	THU	FRI	SAT
JULY					1 	2 
5 	6 	7 NYY	8 NYY	9	10 MIA	11 MIA
12 MIA	13	14 	15	16	17 	18 
19 	20	21 CIN	22 CIN	23 CIN	24 PHI	25 PHI
26 PHI	27	28 	29 	30 	31 	

SUN	MON	TUE	WED	THU	FRI	SAT
AUGUST						1 
2 	3 COL	4 COL	5 COL	6 LAD	7 LAD	8 LAD
9 LAD	10	11 	12 	13 	14 	15 
16 	17	18 LAA	19 LAA	20 LAA	21 OAK	22 OAK
23 OAK	24	25 WAS	26 WAS	27 WAS	28 	29 
30 	31 					

SUN	MON	TUE	WED	THU	FRI	SAT
SEPTEMBER					1 	2 
6 	7 ATL	8 ATL	9 ATL	10	11 PIT	12 PIT
13 PIT	14	15 	16 	17 	18 T	19 T
20 T	21 PHI	22 PHI	23 PHI	24 PHI	25 MIA	26 MIA
27 MIA	28	29	30			

 HOME  AWAY

ALL TIMES SUBJECT TO CHANGE — [METS.COM/TICKETS](https://www.mets.com/tickets)

IT'S OUTTA HERE!

Offering Mets Fans the most flights out of New York.



OFFICIAL AIRLINE



KEEP CLIMBING



Based on flights in 2020 to and from New York-JFK and New York-LGA, when including our regional carriers.

METS HOME RUNS HELP MORE THAN THE HOME TEAM



COMMUNITY
HOME RUNS



For every Mets home run hit at Citi Field®, Citi will donate enough for No Kid Hungry to provide 20,000 meals to help fight childhood hunger. With **414 home runs** hit over the past four seasons, that's **more than 8 million meals** and a whole lot of good for kids in need.

[Learn more at nokidhungry.org/onedollar](https://nokidhungry.org/onedollar)

© 2020 Citibank, N.A. Citi, Citi and Arc Design and other marks used herein are service marks of Citigroup Inc. or its affiliates, used and registered throughout the world.